

HGKT : Introducing Problem Schema with Hierarchical Exercise Graph for Knowledge Tracing

Hanshuang Tong
tonghanshuang18@g.ucla.edu
AIXUEXI Education Group Ltd
Beijing, China

Yun Zhou
zhouyun.nudt@gmail.com
AIXUEXI Education Group Ltd
Beijing, China

Zhen Wang
WangZhen_00@163.com
AIXUEXI Education Group Ltd
Beijing, China

ABSTRACT

Knowledge tracing (KT) which aims at predicting learner's knowledge mastery plays an important role in the computer-aided educational system. Given learners' exercise records, a knowledge tracing model can trace their hidden knowledge state dynamically. In recent years, many deep learning models have been applied to tackle the KT task, which has shown promising results. However, they still have limitations. Most existing methods simplify the exercising records as knowledge sequence, which fails to explore rich information existed in exercise texts. Besides, the latent hierarchical graph nature of exercises and knowledge remain unexplored. Thus, in this paper, we propose a hierarchical graph knowledge tracing model framework (HGKT) which can leverage the advantages of hierarchical exercise graph and sequence model to enhance the ability of knowledge tracing. Besides, we introduce the concept of problem schema to better represent a group of similar exercises and propose a hierarchical graph neural network to learn representations of problem schemas. Moreover, in the sequence model, we employ two attention mechanisms to highlight important historical states of students. In the testing stage, we present a K&S diagnosis matrix that could trace the transition of mastery of knowledge and problem schema, which can more easily be applied to different applications. Finally, we conduct extensive experiments to evaluate the model on a large scale real-world dataset. The results prove the effectiveness of our model and the diversity of its application scenarios.

CCS CONCEPTS

•Computing methodologies → Machine learning; •Applied computing → Education;

KEYWORDS

Intelligent Education, Knowledge Tracing, Problem Schema, Hierarchical Exercise Graph, Graph Convolutional Network, Attention Mechanism

1 INTRODUCTION

Knowledge tracing is a fundamental task in the computer-aided educational system, which can benefit both learning and teaching. With the help of knowledge tracing, learners can have an overall picture of their knowledge mastery states, and educators can provide personalized tutoring to learners accordingly.

There are numerous applications of knowledge tracing, such as assessment system, diagnosis report and adaptive question recommendation [1, 3, 12]. The process of traditional knowledge tracing is as follows: when a question is posted, a learner reads its text and

applies knowledge to solve it. After getting a bunch of learners' interactive items, we extract corresponding knowledge sequences of exercises and train a KT model to predict the hidden knowledge states of a learner. Personalized exercise recommendations can be applied based on one's hidden knowledge state. However, there are two main problems shown in the traditional knowledge tracing workflow: (1) Exercise representation loss problem: they simplify the exercising records as knowledge sequence, which ignores the difficulty and semantic information contained in exercises. In other words, existing methods have an information loss in the process of representing exercises. (2) Insufficient diagnosis problem: it is also difficult to provide specific learning suggestions based on the diagnosis results. Even if we know that a student has a weak knowledge, we have no idea that how difficult and what kinds of exercises should be recommended since the mapping between knowledge and exercises is broad.

In the literature, there are many efforts in knowledge tracing. Existing methods can be divided into two tracks: traditional and deep learning track. The most popular traditional approach is Bayesian Knowledge Tracing (BKT) [5], which updates learner's latent knowledge state by a Hidden Markov Model. Deep learning methods like Deep Knowledge Tracing (DKT) model the learning process as a recurrent neural network [19]. Dynamic Key-Value Memory Network (DKVMN) enhances the ability of the recurrent neural network by introducing two memory matrices to represent knowledge and learner's mastery for each knowledge respectively [28]. Graph-based Knowledge Tracing (GKT) combines the knowledge tracing with a graph neural network [17]. It encodes a learner's hidden knowledge state as embeddings of graph nodes and updates the state in a knowledge graph. Those models have been proved effective but still have limitations. Most existing methods face loss of exercise representation problem since they have not taken the texts of exercises into consideration. Moreover, to our knowledge, Exercise Enhanced Knowledge Tracing (EKT) is the first method to incorporate features from exercise text into the knowledge tracing model [10]. However, EKT extracts features of text by feeding the text of exercise directly into a bi-directional LSTM network, which fails to consider the latent hierarchical graph nature of exercises and brings in extra noise from embeddings of the text.

Our insight of solving the exercise representation loss problem and insufficient diagnosis problem hinges upon the idea of fully exploring the latent hierarchical graph nature of exercises. Inspired by math word solving technique [7, 27], we introduce the concept of problem schema into knowledge tracing, which can help to explore the hierarchical graph structure of exercises and further refine the representation of exercises. Here, we define problem schema as a feature of a group of exercises which have similar

semantics, difficulty and solutions. An outstanding property is that two exercises belong to the same problem schema only if the student gives similar feedback to both questions. In other words, for those exercises with same problem schema, if a student answers one correctly, he has a high probability to answer the other right, vice versa. For a KT task, using problem schema embeddings to represent a group of exercises is effective compared to traditional text embedding technique. Given two exercises with same problem schema but have distinct text descriptions. Due to the definition of problem schema, we know that the effect of them on a KT task is almost the same. However, their text embeddings may be distinctly different, which will bring in extra noises for a KT task.

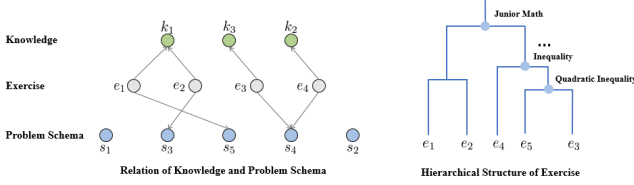


Figure 1: The left image shows the relation between knowledge and problem schema while the right image shows the latent hierarchical structure of exercises

The above analysis shows the prospects of introducing problem schema features into KT task. However, it may also bring in following three problems. Firstly, the definition of the problem schema requires lots of expert time. Secondly, it remains unexplored that what is the most effective way to divide exercises for a KT task. Thirdly, the relationship between problem schemas and knowledge is complex. As Fig. 1 shows, two exercises (e.g., e_3 and e_4) with the same problem schema may contain different knowledge due to the difference of subjective cognition since an exercise may contain multiple knowledge. Similarly, two exercises (e.g., e_1 and e_2) with the same knowledge can also belong to different problem schemas due to its difficulty difference.

To address above challenges, we propose a hierarchical graph knowledge tracing framework named HGKT, which unifies the strengths of hierarchical graph neural network and recurrent sequence model with attention to enhance the performance of knowledge tracing. In HGKT, we present an approximate method to get the problem schema features: many successes have demonstrated BERT’s ability to understand the intent and semantic information behind the text recently [6]. Thus we determine whether two exercises belong to same problem schema based on the similarity of its BERT embeddings. The advantage of this method is that it saves lots of manual labeling work. Besides, the feature is distinguishing enough for a KT task. Finally, we use the problem schema feature to build a hierarchical exercise graph (HEG) to improve the accuracy of the KT task. To summarize, the main contributions of this paper are as follows:

- We introduce the concept of problem schema into knowledge tracing task and propose different methods to construct a hierarchical exercise graph (HEG) to explore the latent hierarchical graph structure of exercises.

- We explore a novel approach called hierarchical graph neural network to learn representations of problem schemas, which can solve the exercise representation loss problem.
- We present two attention mechanisms that can highlight the important states of learners and fully leverage the information learned in HEG.
- We put forward a K&S diagnosis matrix to make diagnosis results more comprehensive and diverse, which can contribute to solving the insufficient diagnosis problem.

2 RELATED WORK

2.1 BERT

BERT is a latest natural language processing (NLP) pre-training method proposed by Google, which trains the general language model on large text corpus. After pre-training, the model can be applied to the downstream NLP tasks such as text classification and reading comprehension. Compared to previous word embedding method word2vec [8] and ELMo [18], BERT’s innovation is that it uses bidirectional transformer for language models, which can extract deeper contextual semantic features.

2.2 Graph Neural Networks

Graph neural networks (GNN) that can model graph structured data has attracted great attention recently [21, 30]. GNN learns node representation by transforming, propagating and aggregating node features and has been proved effective for most graph-structured data. However, the ability of current GNN architectures is limited since their graphs are inherently flat as they only propagate information across the edges of the graph and could not infer and aggregate the information in a hierarchical way. DiffPool is a differentiable graph pooling module, which is first proposed to learn interpretable hierarchical representations of graph [25]. However, it needs to train a separate cluster assignment matrix which is computation expensive [29].

3 PROBLEM DEFINITION

We formulate the KT task in this paper as follows. Consider the goal of knowledge tracing is to estimate students’ hidden knowledge states based on students’ exercise data. Suppose we have a student set \mathcal{P} , an exercise set \mathcal{E} , a knowledge set \mathcal{K} and a problem schema set \mathcal{S} . Each exercise associates with a knowledge $k \in \mathcal{K}$ and a problem schema $s \in \mathcal{S}$. We further record exercise sequence for each student s as $\mathcal{R}_s = \{(e_1, r_1), (e_2, r_2), \dots, (e_m, r_m)\}$, where $e_i \in \mathcal{E}$ and $r_i \in \{0, 1\}$. Here $r_i = 1$ indicates a correct answer and $r_i = 0$ indicates an incorrect one. To clearly explain the framework of HGKT, we first briefly introduce the definition of HEG and KT problem.

Definition 3.1. Hierarchical Exercise Graph (HEG). In an educational system, HEG is a hierarchical graph consisting of different levels of layers that store semantic information of exercises and problem schemas. Specially, the HEG used in HGKT has two layers: the bottom one is an exercise layer while the top one is a problem schema layer. Each node in the bottom layer corresponds to an exercise in our database while each node in problem schema layer corresponds to an problem schema. Formally, we represent a HEG

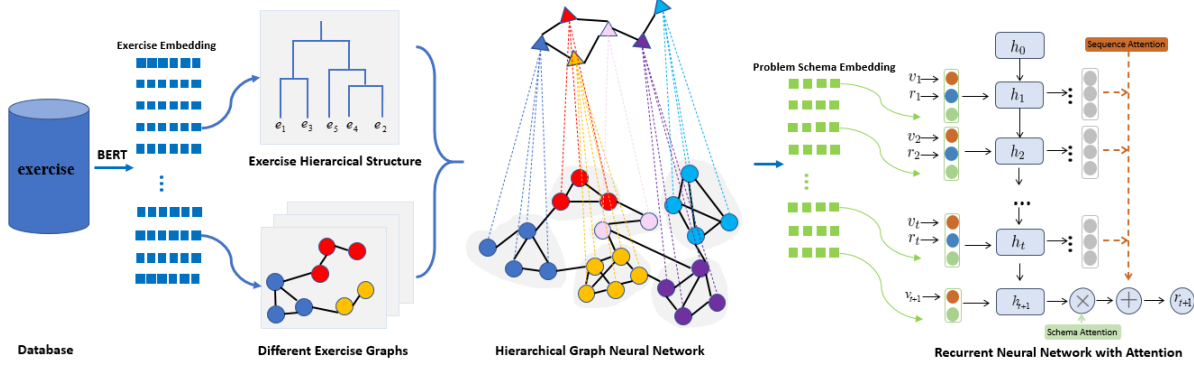


Figure 2: The framework of HGKT

graph as (A, F, S_e) , where $A \in \{0, 1\}^{|\mathcal{E}| \times |\mathcal{E}|}$ is an adjacency matrix of the bottom layer, $F \in \mathbb{R}^{|\mathcal{E}| \times t}$ is the node feature matrix assuming each node has t features and $S_e \in \mathbb{R}^{|\mathcal{E}| \times |S|}$ is an assignment matrix which denotes an assignment of each node from the bottom layer to a cluster in the top layer.

Definition 3.2. Knowledge Tracing Task (KT Task). In an intelligent learning system, we assume that each student contains a hidden temporal knowledge state for each concept at a timestep, which denotes the mastery of each concept. Given an exercise interaction sequence for a student s before time t , the goal of a KT task is to find a method (e.g. train a model) to predict the student’s answer r_{t+1} on the exercise q_{t+1} at time $t+1$. After the model has been trained, we could use it to infer the student’s hidden knowledge state at any time.

4 HGKT FRAMEWORK

4.1 Framework Overview

The entire structure of the framework is shown in Fig. 2. First of all, BERT is used to encode all exercises in the database to obtain the semantic representation. Next, we extract the hierarchical structure and graph structure from those embeddings, which are combined to generate the hierarchical exercise graph. The third step is to learn the representation of problem schema by a hierarchical graph neural network. The results are used in recurrent neural network to predict the learners’ performance. It is worth mentioning that the hierarchical graph neural network and recurrent neural network are trained in an end-to-end fashion.

4.2 Exercise Graph Construction

HGKT can leverage the graph-structured nature of exercises for a KT task. However, the structure of exercises is not explicitly provided in most cases. In this section, we introduce several methods to explore the latent graph structure between exercises. The graph constructed is used to build the adjacency matrix A for the bottom layer in HEG. Since learning-based approaches are computation-intensive for a large number of exercises data, we explore the underlying graph structure of exercises using following method:

Knowledge-based Graph is a densely connected graph, where $A_{i,j}$ is 1 if two different exercise e_i and e_j contain same knowledge; else it is 0.

Bert-Sim Graph is a graph generated by the cosine similarity of two exercises’ BERT embeddings. Here $A_{i,j}$ is 1 if the similarity between two different exercises is larger than hyperparameter ω_b ; else, it is 0.

Exercise Transition Graph is a transition probability matrix, where $A_{i,j}$ is 1 if $\frac{n_{i,j}}{\sum_{k=1}^{|\mathcal{E}|} n_{i,k}} > \omega_e$; else, it is 0. Here $n_{i,j}$ represents the number of times exercise j is answered immediately after exercise i is answered. ω_e is a hyperparameter controlling the number of edges in the generated graph.

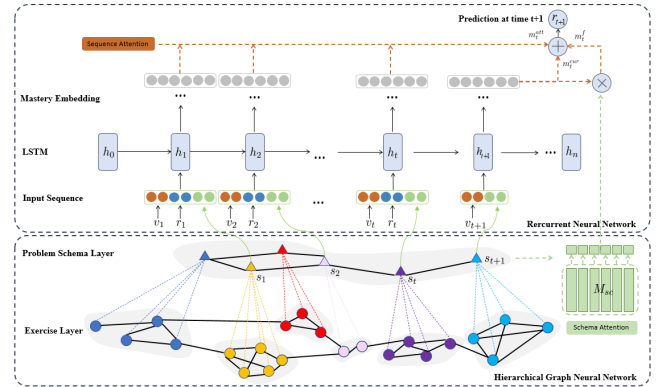


Figure 3: The architectures of HGKT

4.3 Problem Schema Representation Learning

In this work, we build our model on a hierarchical exercise graph in order to learn useful representations of problem schemas for a KT task. Graph neural network and its variant have achieved promising performance in various challenging tasks. We first briefly review its mechanism and then reveal our revision for this work in detail.

Graph Neural Networks. Traditional GNNs architectures can be considered as following general finessage-passingfi architectures.

$$H^k = M(A, H^{k-1}; \theta^k), \quad (1)$$

Here M is a message propagation function that defines how to aggregate and update node embeddings based on a trainable parameter θ^k . And $H \in \mathbb{R}^{n \times d}$ is the node embeddings computed after k steps of the message propagation. Specially, the H^0 is initialized using node features in the graph.

A popular variant of GNN is called graph convolutional neural network (GCN) [14], which has demonstrated to be efficient to gather information in a graph through convolution operations. Its message propagation function is as following:

$$H^k = M(A, H^{k-1}; \theta^k) = \sigma(\tilde{D}^{-\frac{1}{2}} \tilde{A} \tilde{D}^{-\frac{1}{2}} H^{k-1} W^{k-1}) \quad (2)$$

where $\sigma(\cdot)$ denotes a non-linear activation function such as *ReLU* function. $\tilde{A} = A + I$ is an adjacency matrix with added self-connections. \tilde{D} is a diagonal degree matrix of \tilde{A} and W^{k-1} is a trainable weight matrix of $k-1$ layer.

Hierarchical Graph Neural Networks. Considering the hierarchical nature of the exercise data, we propose a hierarchical graph neural networks (HGNN) to propagate semantic features of exercises into problem schema embeddings in the HEG. The HGNN consists of convolutional layers and pooling layers. The key intuition is of HGNN is that we stack a layer with exercise information and a layer with problem schema information and learn a method to assign each nodes from the exercise layer to the problem schema layer.

Motivated by assignment matrix proposed in DiffPool which has been proved to be an efficient way to capture the hierarchical community structure [25]. In the KT task, similarly, we propose an exercise assignment matrix S_e which can provides an assignment of each exercise node in the bottom layer to a problem schema node in the top layer. Here, each row of an S_e corresponds to one of exercises at the bottom layer, and each column of S_e corresponds to one of problem schemas at the top layer. The assignment matrix in DiffPool is learned by a separate GNN model since its goal is to provide an end-to-end solution for graph classification tasks. However, unlike the data structure used in DiffPool whose hierarchical relation is not clear and need to accommodate for different tasks. The hierarchical structure of exercises is more stable and it should not change from task to task. Thus, in our work, we utilize an unsupervised clustering method called hierarchical clustering analysis (HCA) [11] to explore the latent structure of exercise and then generate an assignment matrix based on its clustering results. HCA is an unsupervised cluster analysis method using agglomerative or divisive strategies to build a hierarchy of clusters. The right image in Fig. 1 shows a toy of clustering result called dendrogram, we could set different clustering threshold λ to get different levels of clustering results. Later, we need to adjust λ to find the most suitable level for problem schemas. Additionally, for each λ , we could generate a cluster assignment matrix S_λ where $S_{\lambda(i,j)}$ is 1 if exercise i belong to cluster j , else it is 0.

Now we formally introduce structures of HGNN. For a given HEG $= (A, F, S_\lambda)$, the HGNN propagate features using following equations. First of all, we build two GNN networks named GNN_{exer} and GNN_{sche} whose parameters are used to update exercise embeddings and problem schema embeddings correspondly. The input

for the first k layers is one-hot embeddings of each exercises F and an exercise graph A_e introduced in section . Here H_e and H_s correspond to the embeddings of exercises and problem schemas. Note that $H^0 = F$. At k -th layer, we coarsens the input exercise graph to get a smaller problem schema graph A_s using Eq. 3. The linear transformation introduced in Eq. 5 aggregates the exercise representations to correspond problem schema representations. At last, GNN_{sche} updates each embeddings of problem schema and sends those information to "sequence processing" stage of HGKT.

$$A_s = S_\lambda^T A_e S_\lambda, \quad (3)$$

$$H_e^{(l+1)} = GNN_{exer}(A_e^{(l)}, H_e^{(l)}), l < k \quad (4)$$

$$H_s^{(l+1)} = S_\lambda^T H_e^{(l)}, l = k \quad (5)$$

$$H_s^{(l+1)} = GNN_{sche}(A_s^{(l)}, H_s^{(l)}), l > k \quad (6)$$

4.4 Modeling Process

The modeling process mainly focuses on solving following two issues: (1) How to better combine the representations of problem schemas with other sequence information? (2) How to better use diagnosis results?

Exercise Representation. The overall input for the sequence processing part is exercise interaction sequences. Each exercise interaction contains three components : knowledge v_t , exercise result r_t , problem schema s_t . Here, v_t is a one-hot embedding of $|\mathcal{K}|$ distinct knowledge. r_t is a binary value indicating whether the student answers an exercise correctly. s_t is the embedding of problem schema generated in HEG introduced in Section 4.3. At each timestamp t , to differentiate the exercise contribution to its corresponding knowledge hidden state, the input for the sequence model is a joint embedding x_t of (v_t, r_t, s_t) .

Sequence Propagation In the propagation stage, we process x_t and the previous hidden state h_{t-1} using RNN network to get current student's hidden state h_t as shown in Eq. 7. Here we use LSTM as a variant of RNN since it can better preserve long-term dependency in the exercise sequence [9]. Eq. 8 shows the prediction of mastery for each problem schema $m_t^{cur} \in \mathbb{R}^{|S|}$ at time t . $\{W_1, b_1\}$ are the parameters.

$$h_t, c_t = LSTM(x_t, h_{t-1}, c_{t-1}; \theta_t), \quad (7)$$

$$m_t^{cur} = ReLU(W_1 \cdot h_t + b_1), \quad (8)$$

Attention Mechanism The HGKT leverages two kinds of attention mechanism, called sequence attention and schema attention, to enhance effects of typical states in the history of modeling.

Learners may perform similarly on exercises with same problem schemas, thus we use a sequence attention shown in Eq. 9 to reference previous results of similar exercises. Here, we assume the attention of historical problem schema mastery m_t^{att} is a weighted sum aggregation of previous' mastery state. However, different from the attention used in [10], we set an attention window limit λ_β in HGKT for the following two reasons: (1) If the length of sequence attention is not limited, the computational cost would be intensive

when the exercise sequence is extremely long. (2) Experiments prove that recent memory have a greater impact on knowledge tracing results than long past memories, which is consistent with educational psychology since learners would forget.

$$m_t^{att} = \sum_{i=\max(t-\lambda_\beta, 0)}^t \beta_i m_i^{cur}, \beta_i = \cos(s_{t+1}, s_i), \quad (9)$$

The schema attention aims to focus learner’s attention on a given problem schema with $\alpha_t \in \mathbb{R}^{|S|}$ that is a similarity with other problem schemas. As shown in Eq. 10, we propose an external memory $M_{sc} \in \mathbb{R}^{k \times |S|}$ collected from embeddings in problem schema layer in HEG. Each column of M_{sc} corresponds to a embedding of problem schema. Here, k is the embedding dimension in HEG. The intuition for Eq. 10 is that an answer of an exercise would relate to exercises with similar problem schema, thus we could focus our attention on a certain problem schema. Notice that the value of memory M_{sc} changes over time during training.

$$m_t^f = \alpha_t^T m_t^{cur}, \alpha_t = \text{Softmax}(s_{t+1}^T M_{sc}), \quad (10)$$

To summarize, the states to predict the student’s performance at time $t+1$ consists of three components: current knowledge mastery m_t^{cur} , historical related knowledge mastery m_t^{att} and focus problem schema mastery m_t^f . As Eq. 11 shows, those states are concatenated together to predict a final result. $\{W_2, b_2\}$ are the parameters.

$$\tilde{r}_t = \sigma(W_2 \cdot [m_t^{att}, m_t^{cur}, m_t^f] + b_2), \quad (11)$$

Model Learning The goal of training is the negative log likelihood of the observed sequence of learner response. During training, both parameters, i.e., parameters in GNN_{exer} and GNN_{sche} , parameters in sequence propagation $\{W_1, b_1, W_2, b_2\}$ are updated. The loss for a learner is shown in Eq. 12. Specifically, the loss for a response log is defined as the cross entropy between the real answer r_t at time t and predicted score \tilde{r}_t on exercise. The objective function is minimized using the Adam optimization [13]. Implementation details will be introduced in the experiments.

$$\text{loss} = - \sum_t (r_t \log \tilde{r}_t + (1 - r_t) \log(1 - \tilde{r}_t)). \quad (12)$$

Testing Stage Unlike the traditional knowledge tracing method, the input for HGKT in testing stage is the knowledge and problem schema of an exercise. Thus, we could trace the transition mastery of knowledge, problem schema, or their combination in HGKT. Specially, at each timestep t , we can predict the performance r_t for each combination of (k_i, s_j) ($k_i \in \mathcal{K}, s_j \in \mathcal{S}$). Thus, we could use those results to generate a diagnosis matrix P_t^{ks} whose vertical axis represents different knowledge and horizontal axis represents different problem schema as shown in Fig 4. Next, the knowledge mastery R_t^k at a certain time is calculated by the weighted aggregation of mastery of each problem schema as shown in following equations. Here $D_{i,j}$ denotes the number of exercises containing knowledge k_i and problem schema s_j . Similarly we could calculate the mastery of each problem schema R_t^s .

$$D_{i,j} = \left| \{(e_{(k_i, s_j)} \mid k_i \in \mathcal{K}, s_j \in \mathcal{S})\} \right| \quad (13)$$

Table 1: The statistics of the Aixuexi dataset.

Statistics	Value
number of learners	132, 179
number of response logs	9, 144, 914
number of exercises correctly answered	6, 747, 435
average of exercises in response log	69
number of different exercises	11, 410
number of knowledge related	490
total number of knowledge	672

$$R_{t,i}^k = R_{t,i}^{ks} d_{i,j}^k, d_{i,j}^k = \frac{D_{i,j}}{\sum_j D_{i,j}} \quad (14)$$

$$R_{t,j}^s = R_{t,j}^{ks} d_{i,j}^s, d_{i,j}^s = \frac{D_{i,j}}{\sum_i D_{i,j}} \quad (15)$$

5 EXPERIMENT

In this section, we evaluate the performance of the proposed framework HGKT from following four aspects: (1) the prediction performance of HGKT against the baselines. (2) the performance of HGKT with different levels of problem schema and the meaningful visualizations of problem schema. (3) the effectiveness of sequence attention and schema attention mechanism used in HGKT. (4) the visualization of tracking student’s knowledge mastery states and problem schema mastery states.

5.1 Dataset and Preprocessing

Since there is no open dataset which could provide exercising records with text information, our experimental dataset is derived from a large real-world online education system. The dataset is collected from aixuexi.com. The Aixuexi online system could track exercising records of students. Each record of a student includes student id, lecture id, class type, question information, answer time, students’ answers and correction results. The question information includes the question id, question content, question type and the primary knowledge contained in the question. To avoid data distribution differences, we use the data obtained after 2018. In the data preprocessing stage, we group the exercising records with student id and sort the records according to the response time. In total, we get 91,449,914 answer records from 132,179 students (as shown in Table 1).

5.2 Implementation Details

In this subsection, we first introduce the implementation details to encode exercises. And then we clarify the baselines and evaluation metrics in the experiments.

Bert Embedding To extract the semantic representation for exercises, the first step is to encode the text with BERT. It is worth mentioning that compared to subjects such as liberal arts, the text of math exercises would involve a large number of formulas. The key to extract semantic features for math exercises is to find a way to combine the text of exercises with features of formulas. We have 11410 exercises in our database (as shown in Table 1). All formulas in those exercises are stored as TEX code. To retain the semantic

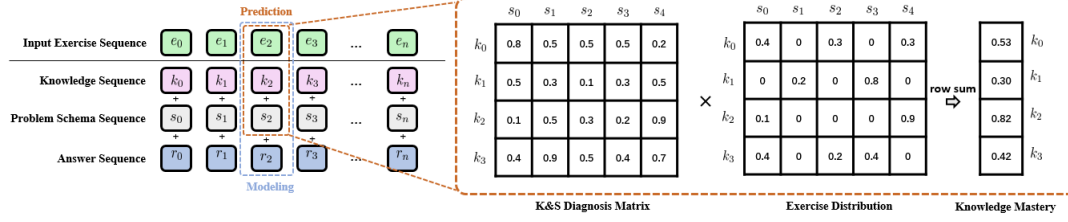


Figure 4: The illustration of testing stage and K&S diagnosis matrix

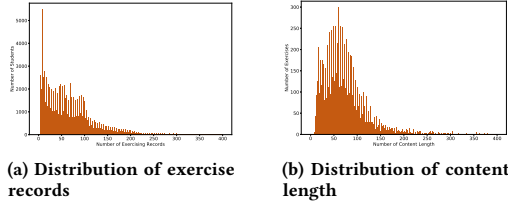


Figure 5: The distribution of Aixuexi dataset

features of formulas, we design a set of pre-defined rules which could map TEX code to natural language (e.g. map “ \sin ” to “sine function”). After pre-processing, each exercise is transformed into a content sequence with only vocabulary words. Fig. 5(b) shows the distribution of content length of the exercises. Finally, we use a public BERT-Base tool [6] to convert each exercise into a embedding vector with 768 dimensions.

Framework Setting We conduct extensive experiments to find the best parameters for HGKT models. In problem schema representation learning part, we use transition graph to construct the exercise graph. Besides, the best graph structure for HEG is two graph convolutional layers followed by a graph pooling layer and a graph convolutional layer. The size of graph hidden embedding is 64, the size of problem schema embedding is 30. The most suitable clustering threshold for HEG is 9 and we get 1136 problem schemas. In the sequence propagate stage, we set the attention window size to 20.

5.3 Comparison Baselines

To demonstrate the effectiveness of our framework, we compare HGKT with following state-of-art methods. Those method are choosen from three aspects: (1) Traditional educational models: Bayesian Knowledge Tracing (BKT) (2) Data mining models: Deep Knowledge Tracing (DKT), Dynamic Key-Value Memory Networks (DKVMN), Exercise-aware Knowledge Tracing (EKT), Graph Knowledge Tracing(GKT) (3) Variants of HGKT : HGKT-B, HGKT-S

- **BKT** is a typical knowledge tracing model which is based on hidden Markov model. The knowledge states for each concept is a set of binary variables [5].
- **DKT** uses a recurrent neural network to model the learners’ exercising process [19]. It models question sequences as knowledge sequences. We follow the hyperparameters mentioned in [19], where the size of the hidden layer is 200 and we use a GRU for the RNN.

- **DKVMN** is a deep learning method using a key matrix to store concept representation and a value matrix for each student to update the mastery for each concept. However, it does not consider the effect of exercise content in the modeling [28]. In the experiment, we get best results when we set the size of the memory slot is 30, the size of embedding of key matrix is 50 and the size of embedding of value matrix is 200.
- **GKT** is GNN-based knowledge tracing method which reformulate the knowledge tracing task as a time-series node-level classification problem in the GNN. In experiments, we get the best results using the knowledge graph generated by transition-graph method.
- **EKTA** uses a bidirectional LSTM to encode exercise text and leverage an attention mechanism to enhance the prediction accuracy [10]. In experiments, we get best results when the length of hidden state 672 and the height of hidden state 30.
- **HGKT-B** is a variant of HGKT framework. Here, in the modeling process, we do not use problem schema embeddings generated by HEG. Instead, we use BERT to encode text features.
- **HGKT-S** is another variant of HGKT framework. In the modeling process, we use the one-hot of problem schema generated by hierarchical clustering to replace embeddings of problem schema generated by HEG.

5.4 Evaluation Setting

We first compare the overall performance of HGKT with baseline models. In the experiment, we randomly select 70% of the data as training data, 10% of the data as validation data, and the remaining 20% as testing data. We use open-source platform to implement most comparison baseline models. Our framework for HGKT is implemented by Torch on a Linux server with eight Intel Xeon Skylake 6133(2.5 GHz) CPUs and four Tesla V100 GPUs. For all models, we test different parameters and experiments five times, respectively, and finally took the average of AUC(Area Under a ROC Curve) as evaluation metrics.

5.5 Prediction Accuracy

We have conducted extensive experiments on comparing the AUC results of our model HGKT with the other KT models and searched the hyperparameters introduced in Section 5.3 to find the best AUC results for each model. Table 2 shows the overall comparing results on this task. The results indicate that HGKT performs better than

other baseline models. Besides, we draw several conclusions from the result: (1) The result of HGKT outperforms EKTA, which shows that our framework could better utilize the information contained in the exercise text. (2) The result of HGKT-S is better than the HGKT-B, which demonstrates that compared with summarizing a bunch of similar exercises with a problem schema, using the text embeddings of each exercises would bring in extra noise. (3) The HGKT performs better than HGKT-S, which proves that the introduction of HEG for problem schema representation learning is also effective. The reason is that in HEG, we propagate the representation of each exercise through a HGNN, so that problem schema embeddings could aggregate the information of a certain kinds of exercises. (4) In our dataset, GKT models do not perform as well as other RNN based model (DKT, HGKT...). A possible reason for the result is that GKT propagate the learner’s knowledge mastery in a graph while RNN based model propagate the knowledge mastery information in a recurrent neural network. Compared with graph network, RNN sequence model can better grasp the long time dependency for sequence data.

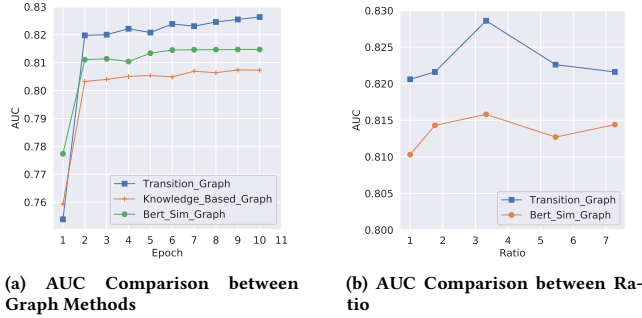


Figure 6: The effectiveness of different graph methods

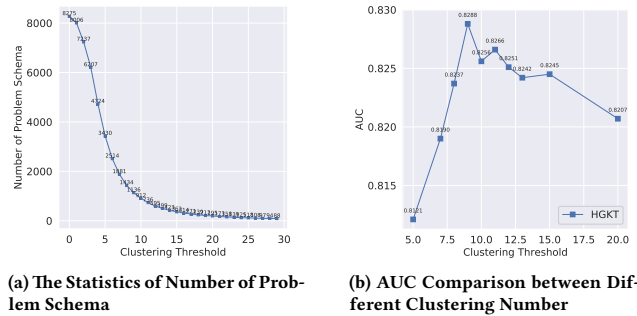


Figure 7: Performance over different clustering values in HGKT

5.6 HEG Analysis

In problem schema representation learning part, there are two aspects that may affect the construction of HEG: clustering levels and exercise graphs. The former affects the number of problem

Table 2: Comparison of prediction performance.

Model	AUC	Model	AUC
BKT	0.6237 ± 0.0021	GKT	0.7743 ± 0.0041
DKT	0.7879 ± 0.0024	DKVMN	0.8020 ± 0.0037
EKTA	0.8107 ± 0.0031	HGKT-B	0.8120 ± 0.0014
HGKT-S	0.8277 ± 0.0029	HGKT	0.8288 ± 0.0011

schemas in HEG while the latter decides different latent graph structures of the bottom layer in HEG. Due to two factors above, we conduct several experiments to test the impacts of different HEG on the KT task. Firstly, we test the AUC performance of HGKT with different clustering levels. As Fig. 7 shows, the best AUC occurs when clustering threshold λ is 9 and the number of problem schemas is 1136. From the overall trend of the curve, we could infer that there is a most suitable division of exercises for KT task, which means that using problem schema to represent a group of similar exercises is reasonable. Secondly, in Section 4 we propose several methods to explore different latent graph structure of exercises. Fig 6(a) shows that the exercise transition graph outperforms other graphs. The reason for that may be the transition graph brings in extra sequence information for KT task. We also test impacts of different ω_e for the transition graph and Bert-Sim Graph as shown in Fig 6(b). The result shows the effect of graph convolution is the best when the ratio of nodes to edges is about 1:3-1:4.

5.7 Effectiveness of Attention

As we have clarified in Section 4.4, the HGKT with attention could enhance the memory ability of the networks. Because the model could observe following information to predict the performance of a student for an exercise: the performance of similar exercises in the past, student’s current knowledge state, student’s current focus. To confirm the effectiveness of those two attention mechanisms, we set up the following two experiments. Firstly, we compare the HGKT with the following three models: HGKT-noa, HGKT-sche and HGKT-seq. HGKT-noa is a no-attention version of HGKT. Similarly, HGKT-sche and HGKT-seq are variants of HGKT which only contain schema attention and sequence attention respectively. Table 2 shows the comparison results of them. From the table, we could infer that HGKT outperforms other comparison methods. Besides, both HGKT-sche and HGKT-seq perform better than HGKT-noa, which proves that both attention mechanisms could contribute to the HGKT model. Moreover, we also conduct experiments to see the impacts of different window size of sequence attention. In the experiment, we set length of window size from 10 to 50 to see which size could better perserve the memeory useful for KT. As Fig. 2 shows the best parameter for window size is 20. This also proves that for learners, the results of nearly 20 exercises can best reflect their current learning status. This value provides a great reference for setting the number of exercises in students’ proficiency test.

6 APPLICATIONS

Though the results of knowledge tracing is promising, its application in industry is usually limited by the following aspect. Firstly,

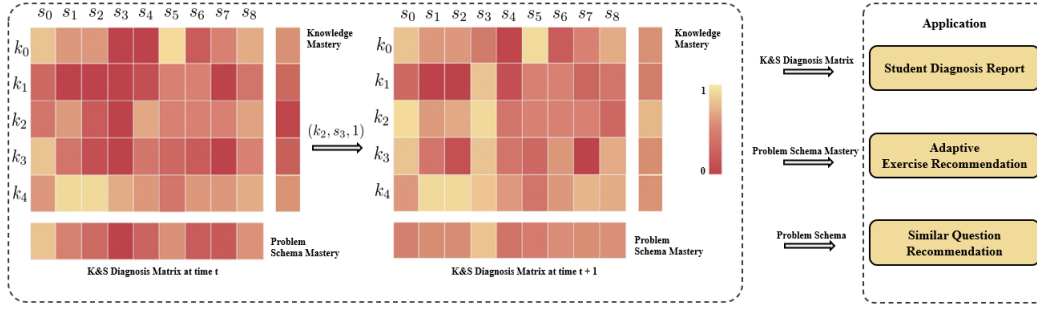


Figure 8: The two heat maps on the left represent the K&S matrix diagnosis results of a student at time t and time $t+1$. The light color box indicates that the student has mastered it well. In the figure, the students get an exercise right, the corresponding rows and columns will also become shallower. Such detailed diagnosis results can be applied to multiple application scenarios

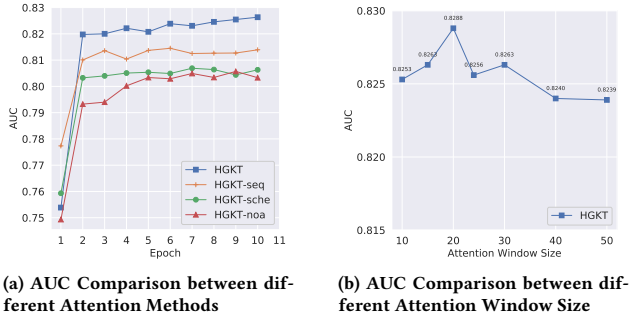


Figure 9: The effectiveness of attention

the teachers and parents have low credibility on deep learning results since it is usually considered as a black box. Secondly, the mapping between knowledge and exercises is too broad. Compared with other KT models, HGKT framework could solve challenges above and be easily applied to following three applications: (1) Student Diagnosis Report (2) Adaptive Question Recommendation (3) Similar Exercise Recommendation (as shown in Fig. 8).

Student Diagnosis Report. The student diagnostic report provides assessment for individual students, which could help teachers identify areas of students' strengths and weaknesses [20, 22, 24]. Traditional deep learning method can only give a vague mastery description of each knowledge. However, HGKT can give suggestions from both knowledge and problem schema view, which is more precise and convincing. With the help of K&S diagnosis matrix, we could not only tell a student his weak knowledge, but also show him that which problem schema leads to the weakness of the knowledge. Such a detailed diagnostic report with suggestions for improvement can greatly improve the learning efficiency.

Adaptive Question Recommendation. The deficiency of applying traditional knowledge tracing method (DKT, DKVMN,...) to adaptive exercise recommendation is that [2, 4, 23], even we know the student has a poor grasp of a certain type of knowledge, we have no idea that exercises with what kind of difficulty or type should be recommended to him. However, with the help of the problem schema mastery, we could obtain the student's mastery of

each problem schema and easily locate a certain type of exercises for them.

Similar Exercise Recommendation. The goal of similar exercise recommendation is to use similar exercises to identify whether a learner has mastered a certain kind of exercises. Traditional recommendation of similar exercises is almost an unsupervised task [15, 16, 26], which is hard to check the accuracy. The HGKT provides a new perspective that we could find the problem schema which is the most suitable to generalize a kind of similar exercises through the training of knowledge tracing.

7 CONCLUSIONS

In this article, we propose a novel knowledge tracing framework HGKT which leverages the advantages of hierarchical exercise graph and sequence model with attention to enhance the ability of knowledge tracing. Besides, we introduce problem schema features and hierarchical graph neural network for a KT task, which could help to explore the latent graph structure of exercises. Moreover, we propose the concept of K&S diagnosis matrix that could trace the mastery of both knowledge and problem schema, which has been proved more effective and useful in industrial application than traditional knowledge tracing method.

ACKNOWLEDGMENTS

This research is supported by AIXUEXI Education Group Ltd, AI Lab.

REFERENCES

- [1] Ashton Anderson, Daniel Huttenlocher, Jon Kleinberg, and Jure Leskovec. 2014. Engaging with massive online courses. In *Proceedings of the 23rd international conference on World wide web*. 687–698.
- [2] Lora Aroyo, Peter Dolog, Geert-Jan Houben, Milos Kravcik, Ambjörn Naeve, Mikael Nilsson, and Fridolin Wild. 2006. Interoperability in personalized adaptive learning. *Journal of Educational Technology & Society* 9, 2 (2006), 4–18.
- [3] Hugh Burns, Carol A Luckhardt, James W Parlett, and Carol L Redfield. 2014. *Intelligent tutoring systems: Evolutions in design*. Psychology Press.
- [4] Yunxiao Chen, Xiaou Li, Jingchen Liu, and Zhiliang Ying. 2018. Recommendation system for adaptive learning. *Applied psychological measurement* 42, 1 (2018), 24–41.
- [5] Albert T Corbett and John R Anderson. 1994. Knowledge tracing: Modeling the acquisition of procedural knowledge. *User modeling and user-adapted interaction* 4, 4 (1994), 253–278.
- [6] Jacob Devlin, Ming-Wei Chang, Kenton Lee, and Kristina Toutanova. 2018. Bert: Pre-training of deep bidirectional transformers for language understanding.

- arXiv preprint arXiv:1810.04805* (2018).
- [7] Lynn S Fuchs, Douglas Fuchs, Karin Prentice, Carol L Hamlett, Robin Finelli, and Susan J Courey. 2004. Enhancing mathematical problem solving among third-grade students with schema-based instruction. *Journal of Educational Psychology* 96, 4 (2004), 635.
 - [8] Yoav Goldberg and Omer Levy. 2014. word2vec Explained: deriving Mikolov et al.’s negative-sampling word-embedding method. *arXiv preprint arXiv:1402.3722* (2014).
 - [9] Sepp Hochreiter and Jürgen Schmidhuber. 1997. Long short-term memory. *Neural computation* 9, 8 (1997), 1735–1780.
 - [10] Zhenya Huang, Yu Yin, Enhong Chen, Hui Xiong, Yu Su, Guoping Hu, et al. 2019. EKT: Exercise-aware Knowledge Tracing for Student Performance Prediction. *IEEE Transactions on Knowledge and Data Engineering* (2019).
 - [11] Stephen C Johnson. 1967. Hierarchical clustering schemes. *Psychometrika* 32, 3 (1967), 241–254.
 - [12] Vicki Jones and Jun H Jo. 2004. Ubiquitous learning environment: An adaptive teaching system using ubiquitous technology. In *Beyond the comfort zone: Proceedings of the 21st ASCILITE Conference*, Vol. 468. Perth, Western Australia, 474.
 - [13] Diederik P Kingma and Jimmy Ba. 2014. Adam: A method for stochastic optimization. *arXiv preprint arXiv:1412.6980* (2014).
 - [14] Thomas N Kipf and Max Welling. 2016. Semi-supervised classification with graph convolutional networks. *arXiv preprint arXiv:1609.02907* (2016).
 - [15] Shuguang Li and Suresh Manandhar. 2011. Improving question recommendation by exploiting information need. In *Proceedings of the 49th Annual Meeting of the Association for Computational Linguistics: Human Language Technologies-Volume 1*. Association for Computational Linguistics, 1425–1434.
 - [16] Qi Liu, Zai Huang, Zhenya Huang, Chuanren Liu, Enhong Chen, Yu Su, and Guoping Hu. 2018. Finding similar exercises in online education systems. In *Proceedings of the 24th ACM SIGKDD International Conference on Knowledge Discovery & Data Mining*. 1821–1830.
 - [17] Hiromi Nakagawa, Yusuke Iwasawa, and Yutaka Matsuo. 2019. Graph-based Knowledge Tracing: Modeling Student Proficiency Using Graph Neural Network. In *2019 IEEE/WIC/ACM International Conference on Web Intelligence (WI)*. IEEE, 156–163.
 - [18] Matthew E Peters, Mark Neumann, Mohit Iyyer, Matt Gardner, Christopher Clark, Kenton Lee, and Luke Zettlemoyer. 2018. Deep contextualized word representations. *arXiv preprint arXiv:1802.05365* (2018).
 - [19] Chris Piech, Jonathan Bassen, Jonathan Huang, Surya Ganguli, Mehran Sahami, Leonidas J Guibas, and Jascha Sohl-Dickstein. 2015. Deep knowledge tracing. In *Advances in neural information processing systems*. 505–513.
 - [20] Eva L Ragnemalm. 1995. Student diagnosis in practice; bridging a gap. *User Modeling and User-Adapted Interaction* 5, 2 (1995), 93–116.
 - [21] Franco Scarselli, Marco Gori, Ah Chung Tsoi, Markus Hagenbuchner, and Gabriele Monfardini. 2008. The graph neural network model. *IEEE Transactions on Neural Networks* 20, 1 (2008), 61–80.
 - [22] Watson Scott Swail. 2003. *Retaining Minority Students in Higher Education: A Framework for Success*. ASHE-ERIC Higher Education Report. Jossey-Bass Higher and Adult Education Series. ERIC.
 - [23] Xueying Tang, Yunxiao Chen, Xiaou Li, Jingchen Liu, and Zhiliang Ying. 2019. A reinforcement learning approach to personalized learning recommendation systems. *Brit. J. Math. Statist. Psych.* 72, 1 (2019), 108–135.
 - [24] Fei Wang, Qi Liu, Enhong Chen, and Zhenya Huang. 2019. Interpretable Cognitive Diagnosis with Neural Network for Intelligent Educational Systems. *arXiv preprint arXiv:1908.08733* (2019).
 - [25] Zhitao Ying, Jiaxuan You, Christopher Morris, Xiang Ren, Will Hamilton, and Jure Leskovec. 2018. Hierarchical graph representation learning with differentiable pooling. In *Advances in neural information processing systems*. 4800–4810.
 - [26] Jing Yu, Dongmei Li, Jiajia Hou, Ying Liu, and Zhaoying Yang. 2014. Similarity Measure of Test Questions Based on Ontology and VSM. *The Open Automation and Control Systems Journal* 6, 1 (2014).
 - [27] Dongxiang Zhang, Lei Wang, Luming Zhang, Bing Tian Dai, and Heng Tao Shen. 2019. The gap of semantic parsing: A survey on automatic math word problem solvers. *IEEE transactions on pattern analysis and machine intelligence* (2019).
 - [28] Jiani Zhang, Xingjian Shi, Irwin King, and Dit-Yan Yeung. 2017. Dynamic key-value memory networks for knowledge tracing. In *Proceedings of the 26th international conference on World Wide Web*. 765–774.
 - [29] Zhen Zhang, Jiajun Bu, Martin Ester, Jianfeng Zhang, Chengwei Yao, Zhi Yu, and Can Wang. 2019. Hierarchical Graph Pooling with Structure Learning. *arXiv preprint arXiv:1911.05954* (2019).
 - [30] Jie Zhou, Ganqu Cui, Zhengyan Zhang, Cheng Yang, Zhiyuan Liu, Lifeng Wang, Changcheng Li, and Maosong Sun. 2018. Graph neural networks: A review of methods and applications. *arXiv preprint arXiv:1812.08434* (2018).