

# **Bridging the Efficiency Gap Between Machine Learned Potentials with *ab initio***

## **Accuracy and Classical Force Fields**

Yaolong Zhang, Ce Hu, and Bin Jiang\*

*Hefei National Laboratory for Physical Science at the Microscale, Key Laboratory of  
Surface and Interface Chemistry and Energy Catalysis of Anhui Higher Education  
Institutes, Department of Chemical Physics, University of Science and Technology of  
China, Hefei, Anhui 230026, China*

\*: corresponding author: [bjiangch@ustc.edu.cn](mailto:bjiangch@ustc.edu.cn)

## Abstract

Machine learning methods have nowadays become easy-to-use tools for constructing accurate high-dimensional interatomic potentials. Although they are generally orders of magnitude faster than first-principles calculations, most ML potentials remain much slower than classical force fields, at the price of using more complex structural descriptors. To bridge this efficiency gap, we propose an embedded atom neural network (EANN) approach with simple piecewise switching function based descriptors, resulting in a favorable linear scaling with the number of neighbor atoms. Numerical examples validate that this piecewise EANN model can be over an order of magnitude faster than various popular machine learned potentials with comparable accuracy, approaching the speed of fastest embedded atom method (*i.e.* several  $\mu\text{s}/\text{atom}/\text{core}$ ). The extreme efficiency of this approach promises its potential in first-principles atomistic simulations of very large systems and/or in long timescale. Piecewise descriptors may also be adapted to accelerate other machine learning models.

## Introduction

Potential energy surface (PES) is a fundamental ingredient for atomic-scale molecular dynamics (MD) and Monte Carlo (MC) simulations for molecules, chemical reactions, and materials. A desirable PES should be not only sufficiently accurate to reproduce ab initio energies and atomic forces, but also highly efficient to enable large-scale repeated calculations. For macromolecules and materials, where ab initio calculations are generally infeasible, physically motivated empirical or semi-empirical force fields<sup>1-4</sup>, have extensively been used over the years. Despite their limited accuracy, these classical force fields (CFFs) are extremely fast due to their simple analytical forms, which afford MD/MC simulations with millions of atoms and nanosecond timescale<sup>5</sup>.

In recent years, machine learning (ML) approaches have emerged in constructing PESs of systems across gas<sup>6-11</sup> and condensed phase<sup>12-17</sup>, commonly referred as ML potentials. In particular, to deal with high-dimensional systems, most ML potentials express the total energy of the system as the sum of atomic energies like CFFs<sup>18</sup>. Instead of relying on physically-derived functions, ML potentials are able to learn the relationship between the atomic local environment and the atomic energy given a set of ab initio data points<sup>18</sup>. Thanks to the more complex and flexible mathematic forms, these ML potentials are intrinsically more accurate than CFFs and able to reproduce ab initio molecular dynamics (AIMD) results at a fraction of cost<sup>19</sup>.

Despite these successes, an important fact attracting less attention is that these ML potentials are still much more expensive than CFFs, at the price of the increasing number of parameters. As pointed out in a recent perspective<sup>19</sup>, ML interatomic

potentials for typical periodic systems have been reported to run per MD step (*i.e.* compute atomic forces once) at a speed of about  $10^{-4}\sim 10^{-2}$  s/atom on a single processing core<sup>5,15,16,20</sup>, which are at least two orders of magnitude slower than the fastest embedded atom method (EAM) force field<sup>5,20</sup>. The computational bottleneck of most ML potentials is the evaluation of structural descriptors that distinguish local atomic configurations<sup>21</sup>. These descriptors in general need to sum over many-body interactions between the central atom and its neighbors so as to preserve the rotational, translational, and permutational symmetry of the system<sup>18</sup>. As a result, the numerical cost of conventional descriptors, for example, the Behler-Parrinello type atom-centered symmetry functions (ACSFs)<sup>12</sup> and their variants<sup>21-23</sup>, often scales at least quadratically with the number of neighbor atoms. Alternative methods have been proposed by several groups based on direct expansion of the atomic energy in various forms in terms of symmetry-invariant many-body basis functions<sup>24</sup> (*e.g.*, polynomials<sup>15,25</sup> or bispectrum components<sup>14</sup>). These methods rely on standard (mostly linear) least squares optimization of expansion coefficients, invoking neither neural networks (NNs) nor kernel-based regression. Linear scaling with respect to the number of neighbor atoms is achieved by converting the sum over many-body terms into a product of two-body sums<sup>14,15,24,25</sup>.

From a different perspective, we have recently derived a linear-scaling ML framework inspired by the EAM concept. This so-called embedded atom neural network (EANN) model<sup>26</sup> combines the implicit description of three-body interactions by two-body terms with the flexibility of NNs. In this work, we replace the original

Gaussian-type orbitals with piecewise switching functions in the construction of structural descriptors. This greatly lowers the scaling factor and improves the efficiency of the EANN model. Tests on representative periodic systems demonstrate that the piecewise EANN (PEANN) potentials can be over one order of magnitude faster than various well-established ML models with comparable accuracy, and in some cases as fast as several  $\mu\text{s}/\text{atom}/\text{core}$  that is reachable by simplest CFFs only before. This PEANN model will offer a promising solution to the dilemma of accuracy versus efficiency of ML potentials in very large systems.

## Method

We shall first review the original EANN model briefly, which borrows the idea of EAM expressing the atomic energy as a functional of the embedded electron density of the impurity atom, *i.e.*  $E_i = \mathcal{F}[\rho(\hat{\mathbf{r}}_i)]^1$ . In particular, we replace the scalar density value  $\rho(\hat{\mathbf{r}}_i)$  with a set of density-like descriptors made of atomic orbitals in the vicinity of embedded atom and the complicated functional  $\mathcal{F}$  with an atomic NN<sup>26</sup>. In this regard, any type of atomic orbitals can be taken as long as they effectively distinguish the local environment. For simplicity, in the original EANN approach<sup>26</sup>, we use the Gaussian-type orbital (GTO) in Cartesian space in the following form,

$$\phi_{l_x l_y l_z}^{\alpha, r_s}(\hat{\mathbf{r}}) = x^{l_x} y^{l_y} z^{l_z} \exp\left[-\alpha(r - r_s)^2\right], \quad (1)$$

where  $\hat{\mathbf{r}} = (x, y, z)$  represents the position vector of an electron relative to the nucleus,  $r = |\hat{\mathbf{r}}|$ ,  $\alpha$  and  $r_s$  are hyperparameters that determine widths and centers of Gaussian radial functions,  $l_x + l_y + l_z = L$  specifies the orbital angular momentum ( $L$ ). To find the electron

density of the embedded atom  $i$  at location  $\hat{\mathbf{r}}_i$ , we evaluate individual electron density contributions by the square of linear combination of these atomic orbitals centered at surrounding atoms with the same  $L$ ,  $\alpha$  and  $r_s$ ,

$$\rho_{L,\alpha,r_s}^i = \sum_{l_x,l_y,l_z}^{l_x+l_y+l_z=L} \frac{L!}{l_x!l_y!l_z!} \left[ \sum_{j=1} c_j \phi_{l_x l_y l_z}^{\alpha,r_s}(\hat{\mathbf{r}}_i - \hat{\mathbf{r}}_j) f_c(r_{ij}) \right]^2, \quad (2)$$

In Eq. (2), the summation in spirit mimics the integral over the embedded wavefunction in terms of atomic orbitals of nearby atoms within a cutoff radius ( $r_c$ ), with  $c_j$  being the corresponding adjustable expansion coefficient of atom  $j$  at location  $\hat{\mathbf{r}}_j$  which is optimized in the training process and  $f_c(r_{ij})$  a cutoff function<sup>27</sup> to ensure that the contribution of each neighbor atom decays smoothly to zero at  $r_c$ ,

$$f_c(r_{ij}) = \begin{cases} [0.5 + 0.5 \cos(\pi r_{ij} / r_c)]^2, & r_{ij} \leq r_c \\ 0, & r_{ij} > r_c \end{cases}, \quad (3)$$

where  $r_{ij} = |\hat{\mathbf{r}}_i - \hat{\mathbf{r}}_j|$  is the internuclear distance between atom  $i$  and atom  $j$ . A key advantage of these density-like descriptors is that they can be formally transformed to a series of angular basis<sup>25</sup>, preserving the invariance of translation, rotation and permutation. In this way, they unify the radial and angular functions as defined in conventional ACSFs with an implicit description of three-body interactions, realizing a linear scaling with respect to the number of neighbors.

The remaining cost of computing these descriptors results dominantly from the evaluation of the Gaussian radial function and the cutoff function. In particular, one has to explicitly calculate Gaussian radial function and  $f_c(r_{ij})$  for any atom  $j$  inside the cutoff sphere for a given set of hyperparameters. This becomes actually wasteful when Gaussian radial function and  $f_c(r_{ij})$  almost vanish (e.g.,  $r_{ij}$  deviates significantly from

$r_s$ ), thus drastically more expensive with the increasing number of descriptors and cutoff radius. To overcome this shortcoming, we replace the Gaussian radial function with a simple piecewise switching function,

$$f_{r_{in}, r_{out}}^\alpha(r) = \begin{cases} 1, & \frac{r - r_{in}}{r_{out} - r_{in}} \leq 0 \\ \frac{\exp[-\alpha x^2(2-x)^2] - \exp(-\alpha)}{1 - \exp(-\alpha)}, & 0 < x = \frac{r - r_{in}}{r_{out} - r_{in}} < 1, \\ 0, & \frac{r - r_{in}}{r_{out} - r_{in}} \geq 1 \end{cases} \quad (4)$$

which is characterized by its inner ( $r_{in}$ ) and outer ( $r_{out}$ ) ends and the damping strength ( $\alpha$ ), and the piecewise atomic orbital (PAO) becomes,

$$\phi_{l_x l_y l_z}^{\alpha, r_{in}, r_{out}}(\hat{\mathbf{r}}) = x^{l_x} y^{l_y} z^{l_z} f_{r_{in}, r_{out}}^\alpha(r), \quad (5)$$

This replacement has several distinct advantages. First,  $f_{r_{in}, r_{out}}^\alpha(r_{ij})$  is now computed only when the  $j$ th atom is at the distance of  $r_{in} < r_{ij} < r_{out}$  to the central atom  $i$ , otherwise its value is simply zero or one. Second, defining  $r_{out} = r_c$  in the last piecewise function,  $f_{r_{in}, r_{out}}^\alpha(r_{ij})$  naturally goes to zero at  $r_c$ . Consequently, the artificial cutoff function  $f_c(r_{ij})$  is no longer necessary. These features are best illustrated in Fig. 1, which compares the radial distributions of a group of normalized GTOs and PAOs, where the angular part has been factorized out leaving a factor  $r^L$  (see Supplementary Information for details). As seen in Fig. 1a, Gaussian radial functions are expanded in the full range within  $r_c$  with their centers shifted incrementally. They need to be explicitly calculated whatever  $r_{ij}$  is even if their contributions are negligible. Similar procedure is indeed unavoidable in most atomistic ML methods. In comparison, as displayed in Fig. 1b, each piecewise radial function is a continuous function with its the

left half domain given by the factor  $r^L$  and its right half domain switching from one to zero. Note that  $r^L$  is an auxiliary factor for illustration and transformation to explicit angular basis only, but virtually not computed. As a consequence, each  $f_{r_{in}, r_{out}}^\alpha(r_{ij})$  function needs to be calculated once provided that  $r_{ij}$  falls in one of these intervals, namely  $[r_{in}, r_{out}]$ , giving rise to significant savings. We note that a similar choice of piecewise cosine functions has been proposed by Huang *et al.*<sup>28</sup> in their single atom neural network model. However, those cosine functions behave similarly as the GTOs, which need to be explicitly computed within twice the interval of  $f_{r_{in}, r_{out}}^\alpha(r_{ij})$  here. Singraber *et al.* also proposed to use an exponential function as a cutoff function in their NN implementation<sup>29</sup>.

## Results and Discussion

In spite of a large body of ML approaches for constructing PESs, very limited studies have systematically assessed their relative efficiency when reaching a similar accuracy based on the same benchmark data set and the optimal number of parameters<sup>20</sup>. This actually prevents a direct comparison of efficiency among various ML models. In the present work, we first take these freely available data reported by Ong and coworkers for Cu, Mo, and Ge systems<sup>20</sup>. These systems span various crystal structures (fcc, bcc, and diamond) and bonding types (metallic and covalent), serving as great tests for the universality of a ML model. For each element, a few hundreds of structures were sampled via high temperature AIMD simulations of different bulk supercells at density functional theory (DFT) level, along with strained structures with varying cell



sizes and high-index surface structures. These very diverse structures cover a huge configuration space with distinct atomic local environments, providing stringent challenges for ML models. More importantly, the performance and computational cost of several popular ML models and CFFs have been benchmarked in Ref. <sup>20</sup> given the same datasets, offering us useful references. Technical details on training the EANN and PEANN models are given in the Supporting Information (SI).

In Table 1, we compare the root-mean-square-errors (RMSEs) in energy and atomic force in the test set of various ML potentials and CFFs (whenever available), as well as the corresponding computational costs per MD step (or equivalently per force calculation) with a single core. Apparently, all ML models are more accurate than CFFs, especially with much lower RMSEs in energy. As discussed in Ref. 20, the Gaussian approximation potential (GAP)<sup>13</sup> and moment tensor potential (MTP)<sup>15</sup> have somewhat lower RMSEs, followed by several the NN-based potentials, and then the spectral neighbor analysis potential (SNAP)<sup>14</sup> and its quadratic version (qSNAP)<sup>30</sup>. Given the fact that those limited data points are diversely distributed, this is not a surprising result. It is known that the kernel-based GAP and the MTP relying on linear regression with invariant polynomials (a local version of the permutationally invariant polynomial method<sup>10</sup>) would typically require fewer points than NN-based methods to converge the PES to reasonable level of accuracy<sup>31</sup>. NN-based and SNAP models can improve their accuracy with increasing number of training data<sup>20</sup> (*e.g.*, see also Ref. 26 for much better performance of EANN for bulk systems with more data available). But overall, their accuracy are comparable and more or less converged with the number of basis

functions/polynomials/kernels, allowing a fair comparison of their cost<sup>20</sup>.

We shall note that the evaluation time of the same potential is dependent on the processor used. These numbers reported in this work were based on the implementation with a 28-core processor, Intel(R) Xeon 6132 2.60GHz, while those taken from other work have been multiplied by an estimated scaling factor for comparison whenever necessary. As seen in Table 1, it is clear that these GAPs run most slowly on the order of several milliseconds/atom/core, due apparently to the local interpolation nature of this kernel-based method. Other ML methods based on global fitting, including MTP, SNAP/qSNAP, and Behler-Parrinello type NN (BPNN) models, are typically dozens of times faster than GAPs, at the speed of a few  $10^{-5}\sim 10^{-4}$  s/atom/core. Compared to these methods, the original EANN model speeds up by nearly one order of magnitude, reaching 6.5~12.0  $\mu$ s/atom/core for the three systems. The PEANN model further lowers the cost to an unprecedented level, *e.g.*,  $\sim 4.9$   $\mu$ s/atom/core for bulk Cu, which is merely about twice that of the simplest EAM force field<sup>32</sup>, yet one twelfths of that of the modified EAM potential<sup>33</sup>. This is quite encouraging as these EAM models<sup>32-34</sup> implemented in LAMMPS are highly optimized with the extensive use of tabulated values<sup>5</sup>, while our PEANN potentials are so far implemented with an in-house Fortran MD code<sup>35</sup>. For Ge, where a Tersoff potential<sup>36</sup> has to be used instead of EAM due to its covalent bonding nature, the PEANN model is again only  $\sim 3$  times more expensive (7.6  $\mu$ s/atom/core). It is important to emphasize that our PEANN model, like other ML potentials, is equally suitable for both metallic and covalent systems and more accurate than corresponding CFFs. It is worth noting that Mueller and coworkers recently

constructed a new type of ML potential for copper based on symbolic regression that simultaneously optimizes some simple functional forms and their parameters using genetic algorithm<sup>37</sup>. Given its very simple expression, it achieved a comparable speed as the EAM potential for copper. Whereas it remains unclear about its universality to describe more directional bonding in molecules and/or reactive systems as other ML models.

The improved efficiency of PEANN over EANN arises solely from the decreasing cost of evaluating structural descriptors. In Table S1, we count the individual time for computing all internuclear distances (namely the first necessary step in any ML models or CFFs), constructing density-like descriptors based on internuclear distances (the second step), as well as evaluating neural networks (the third step), respectively. Taking Cu as an example, the consuming time for descriptors is reduced from 3.5 in EANN to 1.9  $\mu$ s/atom/core in PEANN. Put another way, replacing the same number of GTOs with PAOs virtually speeds up by roughly a factor of two, because almost half of PAOs are not explicitly computed as seen in Fig. 1. This actually represents a significant improvement on the basis of the sufficiently efficient EANN model. Nevertheless, such an improvement does not significantly reduce the total cost of the PEANN potential of Cu, as computing internuclear distances and NNs is now as expensive as computing structural descriptors. However, once we artificially raise the number of descriptors or the cutoff radius (equivalently the average number of neighbor atoms), as illustrated in Fig. 2, the computational costs of the PEANN and EANN potentials for Cu both increase linearly, while the former becomes increasingly more efficient than latter.

These results not only prove the linear scaling behavior of both models, but also suggest the superiority of the PEANN model in more complex systems that require a larger cutoff radius and a larger number of descriptors.

To validate this point and show the generalizability of the PEANN model, we construct EANN and PEANN potentials for bulk water, which is an important condensed phase system that has been extensively studied with many ML methods<sup>16,38-43</sup>. Again, for our purpose, we choose to fit the ab initio data reported by Cheng *et al.*<sup>42</sup>, consisting of energies and forces for 1,593 diverse structures of 64 molecules of liquid water at the revPBE0-D3 level<sup>44,45</sup>. These data have been used in that work to construct a public BPNN potential<sup>12</sup>, allowing us to make direct comparison. The BPNN potential gives the test RMSEs of 2.3 meV/atom (energy) and 120 meV/Å (force)<sup>42</sup>, which are comparable to the values of 2.1 meV/atom (energy) and 129 meV/Å (force) given by the EANN model, and 2.3 meV/atom (energy) and 131 meV/Å (force) by the PEANN model. Achieving comparable level of accuracy, computational costs of these models are then compared in Fig. 3 as a function of the number of atoms. As expected, all atomistic ML models scale linearly with respect to the number of atoms, which is more favorable than the cubic scaling of DFT calculations. Specifically, the cost of the ACSF-NN potential is  $\sim 4.2 \times 10^{-4}$  s/atom/core, which is roughly five times that of the EANN model, indicating lower cost of GTO-based density-like descriptors than ACSFs. The PEANN model is more than one order of magnitude faster than the BPNN model, taking merely  $\sim 3.4 \times 10^{-5}$  s/atom/core. For reference, we find that the costs other NN potentials<sup>16,29,47</sup> of water trained with different data sets but with a similar cutoff radius

(i.e.  $r_c \approx 6$  Å, which largely determines the efficiency of a ML potential) were on the order of  $10^{-4} \sim 10^{-3}$  s/atom/core, comparable to the BPNN potential of Cheng *et al.*<sup>42</sup>

Also compared in Fig. 3 is the well-known TIP4P force field<sup>46</sup> consisting of simple physical functions. For a fair comparison, we exclude the long-range interaction in the TIP4P model which would take much time. Given the fast evaluation of Lennard-Jones functions in the TIP4P force field, it is not surprising that this semi-empirical model runs much faster than all ab initio trained ML models. Indeed, the more anisotropic covalent and hydrogen bonding in liquid water requires higher-resolution descriptors and a larger cutoff radius than those used in metallic systems. This fact on one hand renders more remarkable speedup of PEANN versus EANN, while on the other hand leads to a larger gap between the PEANN and the TIP4P models. Nevertheless, the trade-off between efficiency and accuracy the PEANN model is sufficiently good.

To summarize, in this work, we demonstrate the high accuracy and scalability, universality, and most importantly the extremely low computational cost of the newly proposed PEANN model. The superior efficiency of the PEANN model over many other popular atomistic ML models results from the linear scaling with the number of neighbor atoms and the piecewise switching function based descriptors that are not necessarily computed for each neighbor atom. In several benchmark systems, the PEANN model greatly closes the efficiency gap between typical ML potentials and physically motivated CFFs by at least an order of magnitude for both metallic and covalent systems. This model brings the MD cost to as fast as several  $\mu$ s/atom/core per step, which is only accessible by CFFs before, meanwhile retains the ab initio accuracy

as conventional ML potentials. Further acceleration of the PEANN model may be achieved by using GPU-based deep neural network packages<sup>47</sup> and an optimal implementation with sophisticated MD codes like LAMMPS, enabling classical and/or path integral MD/MC simulations in complex systems to long timescale and to explore rare events. Work along this direction is in progress in our lab.

**Acknowledgements:** This work was supported by National Key R&D Program of China (2017YFA0303500), National Natural Science Foundation of China (91645202, 21722306), and Anhui Initiative in Quantum Information Technologies (AHY090200). We appreciate the Supercomputing Center of USTC and AM-HPC for high-performance computing services. We thank Prof. Shyue Ping Ong and Yunxing Zuo for sending us extra data to help test our code.

**Data availability:** The EANN and PEANN potentials reported in this work are freely available at <https://github.com/zylustc/Piesewise-embedded-atom-neural-networks-potential>. Data points used in this work for Cu, Ge, Mo, and water systems should be found from original publications, namely Ref. 20 and Ref. 42.

## References

1. Daw, M. S. & Baskes, M. I. Embedded-atom method: Derivation and application to impurities, surfaces, and other defects in metals. *Phys. Rev. B* **29**, 6443-6453 (1984).
2. Tersoff, J. New empirical approach for the structure and energy of covalent systems. *Phys. Rev. B* **37**, 6991-7000 (1988).
3. Brenner, D. W. Empirical potential for hydrocarbons for use in simulating the chemical vapor deposition of diamond films. *Phys. Rev. B* **42**, 9458-9471 (1990).
4. van Duin, A. C. T., Dasgupta, S., Lorant, F. & Goddard, W. A. ReaxFF: A reactive force field for hydrocarbons. *J. Phys. Chem. A* **105**, 9396-9409 (2001).
5. Plimpton, S. J. & Thompson, A. P. Computational aspects of many-body potentials. *Mrs Bull* **37**, 513-521 (2012).
6. Manzhos, S., Dawes, R. & Carrington Jr., T. Neural network-based approaches for building high dimensional and quantum dynamics-friendly potential energy surfaces. *Int. J. Quant. Chem.* **115**, 1012–1020 (2015).
7. Jiang, B., Li, J. & Guo, H. Potential energy surfaces from high fidelity fitting of ab initio points: The permutation invariant polynomial-neural network approach. *Int. Rev. Phys. Chem.* **35**, 479-506 (2016).
8. Shao, K., Chen, J., Zhao, Z. & Zhang, D. H. Communication: Fitting potential energy surfaces with fundamental invariant neural network. *J. Chem. Phys.* **145**, 071101 (2016).
9. Majumder, M., Ndengué, A. S. & Dawes, R. Automated construction of potential energy surfaces. *Mol. Phys.* **114**, 1-18 (2016).
10. Qu, C., Yu, Q. & Bowman, J. M. Permutationally invariant potential energy surfaces. *Annu. Rev. Phys. Chem.* **69**, 151-175 (2018).
11. Krems, R. V. Bayesian machine learning for quantum molecular dynamics. *Phys. Chem. Chem. Phys.* **21**, 13392-13410 (2019).
12. Behler, J. & Parrinello, M. Generalized neural-network representation of high-dimensional potential-energy surfaces. *Phys. Rev. Lett.* **98**, 146401 (2007).
13. Bartók, A. P., Payne, M. C., Kondor, R. & Csányi, G. Gaussian approximation potentials: The accuracy of quantum mechanics, without the electrons. *Phys. Rev. Lett.* **104**, 136403 (2010).
14. Thompson, A. P., Swiler, L. P., Trott, C. R., Foiles, S. M. & Tucker, G. J. Spectral neighbor analysis method for automated generation of quantum-accurate interatomic potentials. *J. Comput. Phys.* **285**, 316-330 (2015).
15. Shapeev, A. V. Moment Tensor Potentials: A Class of Systematically Improvable Interatomic Potentials. *Multiscale Model Sim* **14**, 1153-1173 (2016).
16. Zhang, L., Han, J., Wang, H., Car, R. & E, W. Deep Potential Molecular Dynamics: A Scalable Model with the Accuracy of Quantum Mechanics. *Phys. Rev. Lett.* **120**, 143001 (2018).
17. Schütt, K. T., Sauceda, H. E., Kindermans, P.-J., Tkatchenko, A. & Müller, K.-R. SchNet – A deep learning architecture for molecules and materials. *J. Chem. Phys.* **148**, 241722 (2018).
18. Behler, J. Perspective: Machine learning potentials for atomistic simulations. *J. Chem. Phys.* **145**, 170901 (2016).
19. Mueller, T., Hernandez, A. & Wang, C. Machine learning for interatomic potential models. *J. Chem. Phys.* **152**, 050902 (2020).

20. Zuo, Y., *et al.* Performance and Cost Assessment of Machine Learning Interatomic Potentials. *J. Phys. Chem. A* **124**, 731-745 (2020).
21. Gastegger, M., Schwiedrzik, L., Bittermann, M., Berzsényi, F. & Marquetand, P. wACSF—Weighted atom-centered symmetry functions as descriptors in machine learning potentials. *J. Chem. Phys.* **148**, 241709 (2018).
22. Smith, J. S., Isayev, O. & Roitberg, A. E. ANI-1: an extensible neural network potential with DFT accuracy at force field computational cost. *Chem. Sci.* **8**, 3192-3203 (2017).
23. Huang, S. D., Shang, C., Kang, P. L. & Liu, Z. P. Atomic structure of boron resolved using machine learning and global sampling. *Chem. Sci.* **9**, 8644-8655 (2018).
24. Drautz, R. Atomic cluster expansion for accurate and transferable interatomic potentials. *Phys. Rev. B* **99**, (2019).
25. Takahashi, A., Seko, A. & Tanaka, I. Conceptual and practical bases for the high accuracy of machine learning interatomic potentials: Application to elemental titanium. *Phys. Rev. Materials* **1**, 063801 (2017).
26. Zhang, Y., Hu, C. & Jiang, B. Embedded atom neural network potentials: Efficient and accurate machine learning with a physically inspired representation. *J. Phys. Chem. Lett.* **10**, 4962-4967 (2019).
27. Behler, J. Atom-centered symmetry functions for constructing high-dimensional neural network potentials. *J. Chem. Phys.* **134**, 074106 (2011).
28. Huang, Y., Kang, J., Goddard, W. A. & Wang, L.-W. Density functional theory based neural network force fields from energy decompositions. *Phys. Rev. B* **99**, 064103 (2019).
29. Singraber, A., Behler, J. & Dellago, C. Library-Based LAMMPS Implementation of High-Dimensional Neural Network Potentials. *J. Chem. Theory Comput.* **15**, 1827-1840 (2019).
30. Wood, M. A. & Thompson, A. P. Extending the accuracy of the SNAP interatomic potential form. *J. Chem. Phys.* **148**, 241721 (2018).
31. Jiang, B., Li, J. & Guo, H. High-Fidelity Potential Energy Surfaces for Gas-Phase and Gas-Surface Scattering Processes from Machine Learning. *J. Phys. Chem. Lett.*, 5120-5131 (2020).
32. Zhou, X. W., Johnson, R. A. & Wadley, H. N. G. Misfit-energy-increasing dislocations in vapor-deposited CoFe/NiFe multilayers. *Phys. Rev. B* **69**, 144113 (2004).
33. Asadi, E., Asle Zaeem, M., Nouranian, S. & Baskes, M. I. Two-phase solid-liquid coexistence of Ni, Cu, and Al by molecular dynamics simulations using the modified embedded-atom method. *Acta Mater.* **86**, 169-181 (2015).
34. Park, H., *et al.* Ab initio based empirical potential used to study the mechanical properties of molybdenum. *Phys. Rev. B* **85**, 214121 (2012).
35. Hu, X., Hase, W. L. & Pirraglia, T. Vectorization of the general Monte Carlo classical trajectory program VENUS. *J. Comput. Chem.* **12**, 1014-1024 (1991).
36. Lenosky, T. J., *et al.* Highly optimized empirical potential model of silicon. *Modell. Simul. Mater. Sci. Eng.* **8**, 825-841 (2000).
37. Hernandez, A., Balasubramanian, A., Yuan, F., Mason, S. A. M. & Mueller, T. Fast, accurate, and transferable many-body interatomic potentials by symbolic regression. *npj Computational Materials* **5**, 112 (2019).
38. Wang, Y., Huang, X., Shepler, B. C., Braams, B. J. & Bowman, J. M. Flexible, ab initio potential, and dipole moment surfaces for water. I. Tests and applications for clusters up to the 22-mer. *J. Chem. Phys.* **134**, 094509 (2011).



39. Bartók, A. P., Gillan, M. J., Manby, F. R. & Csányi, G. Machine-learning approach for one- and two-body corrections to density functional theory: Applications to molecular and condensed water. *Phys. Rev. B* **88**, 054104 (2013).
40. Medders, G. R., Babin, V. & Paesani, F. Development of a “First-Principles” Water Potential with Flexible Monomers. III. Liquid Phase Properties. *J. Chem. Theory Comput.* **10**, 2906-2910 (2014).
41. Morawietz, T., Singraber, A., Dellago, C. & Behler, J. How van der Waals interactions determine the unique properties of water. *Proc Natl Acad Sci USA* **113**, 8368-8373 (2016).
42. Cheng, B., Engel, E. A., Behler, J., Dellago, C. & Ceriotti, M. Ab initio thermodynamics of liquid and solid water. *Proc Natl Acad Sci USA* **116**, 1110-1115 (2019).
43. Cisneros, G. A., *et al.* Modeling Molecular Interactions in Water: From Pairwise to Many-Body Potential Energy Functions. *Chem. Rev.* **116**, 7501-7528 (2016).
44. Hammer, B., Hansen, L. B. & Nørskov, J. K. Improved adsorption energetics within density functional theory using revised Perdew-Burke-Ernzerhof functionals. *Phys. Rev. B* **59**, 7413-7421 (1999).
45. Grimme, S., Antony, J., Ehrlich, S. & Krieg, H. A consistent and accurate ab initio parametrization of density functional dispersion correction (DFT-D) for the 94 elements H-Pu. *J. Chem. Phys.* **132**, 154104 (2010).
46. Clark, T., Chandrasekhar, J., Spitznagel, G. W. & Schleyer, P. v. R. Efficient diffuse function-augmented basis-sets for anion calculations. 3. The 3-21+G basis set for 1st row elements, Li-F. *J. Comp. Chem.* **4**, 294-301 (1983).
47. Lu, D., *et al.* 86 PFLOPS Deep Potential Molecular Dynamics simulation of 100 million atoms with ab initio accuracy. Preprint at <https://ui.adsabs.harvard.edu/abs/2020arXiv200411658L> (2020).

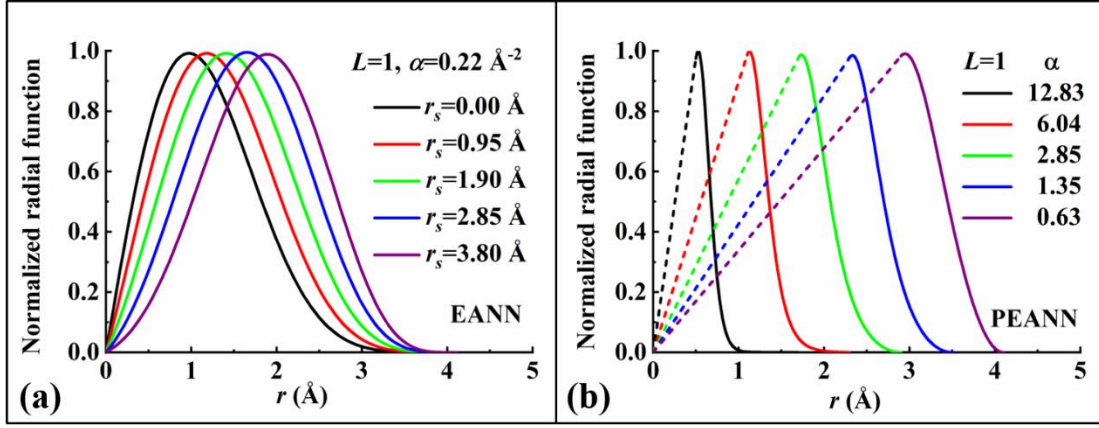


Figure 1. Radial functions extracted from structural descriptors of EANN and PEANN models of Cu. (a) EANN with five evenly distributed  $r_s$  between 0~3.8 Å and (b) PEANN with five evenly distributed  $r_{in}$  and  $r_{out}$  grids within 0.5~2.9 Å and 1.7~4.1 Å, respectively.

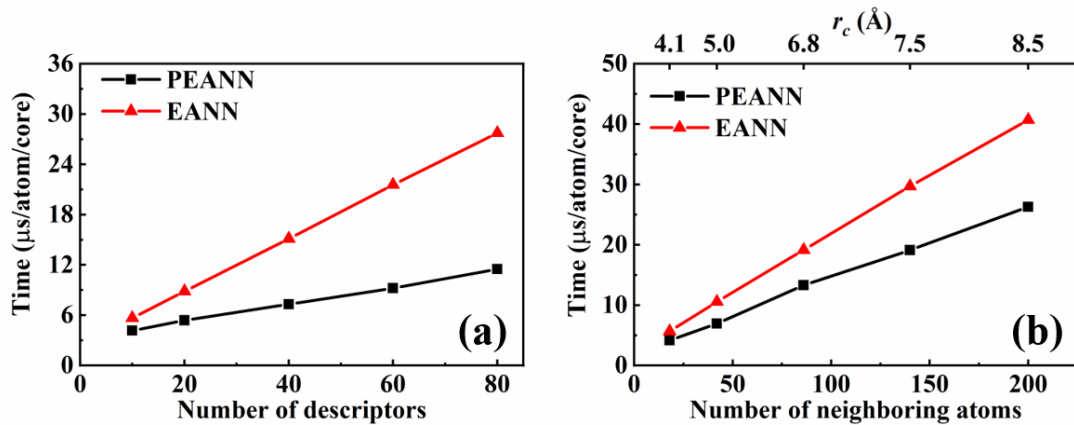


Figure 2. Computational cost of EANN and PEANN with respect to (a) the number of descriptors and (b) the number of neighboring atoms (corresponding  $r_c$  shown on the top), respectively.

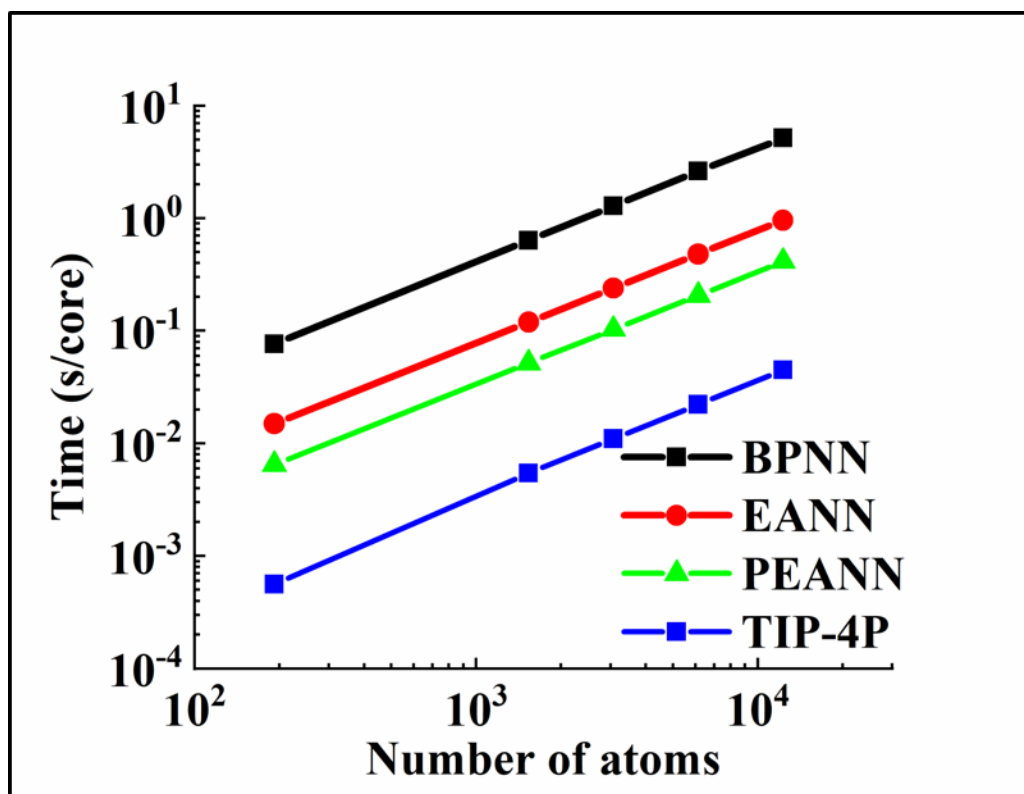


Figure 3. Computational cost per MD step with respect to the number of atoms in bulk water systems calculated with BPNN, EANN, PEANN and TIP4P models, based on the Intel(R) Xeon 6132 2.60GHz processor.

Table 1: Comparison of test RMSEs and computational costs per atom on a single processing core ( $\mu\text{s}/\text{atom}/\text{core}$ ) of several ML models and empirical classical force fields for representative systems. RMSEs in energies and atomic forces (in parentheses) are in meV and meV/Å.

System	Cu		Ge		Mo	
	RMSE	Time	RMSE	Time	RMSE	Time
PEANN	0.7 (32)	4.9	3.3 (105)	7.6	4.2 (246)	8.7
EANN	0.6 (26)	6.5	3.0 (97)	11.6	4.5 (245)	12.0
GAP	0.6 (20)	5349.4*	4.5 (80)	5555.6*	3.6 (160)	2654.7*
MTP	0.5 (10)	120.0*	3.7 (70)	369.5*	3.9 (150)	126.7*
BPNN	1.7 (60)	80.8*	11.0 (120)	109.7*	5.7 (200)	95.5*
SNAP	0.9 (80)	269.1*	11.0 (290)	332.5*	9.1 (370)	115.7*
QSNAP	1.2 (50)	94.2*	10.6 (200)	121.2*	4.0 (330)	115.7*
EAM	7.5 (120)	2.2	\	\	68.0 (520)	1.6
Tersoff	\	\	550.4 (1360)	2.4	\	\
MEAM	10.5 (240)	61.3	\		36.4 (220)	46.2

\*These values were taken from Ref. 20 multiplied by a factor  $\sim 0.8$  to account for the different intrinsic efficiency of Intel(R) Xeon 6132 2.60GHz (this work) versus Intel i7-6850k 3.6 GHz (in Ref. 20) processors. The scaling factor is roughly estimated by the average time ratio of computing EAM, MEAM, and SANP potentials using both processors and its value would not alter the main conclusion here.

## **Supplementary Information**

### **Bridging the Efficiency Gap Between Machine Learned Potentials with *ab initio***

#### **Accuracy and Classical Force Fields**

Yaolong Zhang, Ce Hu, and Bin Jiang\*

*Hefei National Laboratory for Physical Science at the Microscale, Key Laboratory of  
Surface and Interface Chemistry and Energy Catalysis of Anhui Higher Education  
Institutes, Department of Chemical Physics, University of Science and Technology of  
China, Hefei, Anhui 230026, China*

\*: corresponding author: [bjiangch@ustc.edu.cn](mailto:bjiangch@ustc.edu.cn)

## Details on training neural networks

In the embedded atom neural network (EANN) approach<sup>1</sup> and its piecewise version (PEANN), the weights and biases of atomic NNs along with the atomic expansion coefficients were determined by minimizing the cost function defined by root-mean-errors between ab initio potential energies and atomic forces with respect to Cartesian coordinates and corresponding NN outputs<sup>2</sup>,

$$S(\mathbf{w}) = \sum_{i=1}^{N_{data}} [(E_i^{NN} - E_i^{Ref})^2 + \eta |\vec{\mathbf{F}}_i^{NN} - \vec{\mathbf{F}}_i^{Ref}|^2] / N_{data} . \quad (\text{S1})$$

Here,  $\mathbf{w}$  is a collection of all adjustable parameters,  $N_{data}$  is the number of configurations in the training set.  $E_i^{NN}$ ,  $E_i^{Ref}$ ,  $\vec{\mathbf{F}}_i^{NN}$  and  $\vec{\mathbf{F}}_i^{Ref}$  are potential energies and atomic force vectors of  $i$ th configuration obtained by NN and reference ab initio calculations, respectively. Note that each  $E_i^{NN}$  and  $\vec{\mathbf{F}}_i^{NN}$  are the sum of atomic NN outputs and for the atomic NN parameters are identical for same element. An efficient hybrid extreme machine learning Levenberg-Marquardt (ELM-LM) algorithm was employed to optimize these adjustable parameters<sup>3</sup>.

For all systems discussed in this work, the NN structures consist of two hidden layers. To make a fair comparison, the number of neurons in each hidden layer, the number of descriptors, as well as the cutoff radius ( $r_c$ ) were all kept the same for in EANN and PEANN potentials of each system. Table S1 gives such information for the four benchmark condensed phase systems, namely Cu, Ge, Mo, and water. Also compared in Table S1 are the computational costs of evaluating individually the inter-nuclear distances within  $r_c$ , the density-like structural descriptors, and NNs (plus the rest minor contributions), respectively. Other hyperparameters to determine the density-

like descriptors are listed in Tables S1-S5 for PEANN and Tables S6-S9 for EANN, for Cu, Ge, Mo, and water in sequence. Note that for the water system, we have applied the CUR matrix decomposition algorithm<sup>4</sup> to select the optimal descriptors that best represent the training set, as used by Ceriotti and coworkers to optimize the selection of Behler-Parrinello type atom centered symmetry functions<sup>5</sup>.



Table S1: NN structures denoted by the number of neurons in the input (descriptors), hidden, and output layers, the cutoff radii, as well as individual computational costs of evaluating individually the inter-nuclear distances within  $r_c$ , the density-like structural descriptors, and NNs (plus the rest minor contributions), respectively. NN structures and cutoff radii are identical for EANN and PEANN.

System	NN structure	$r_c$ (Å)	Individual costs:	
			Distances/Descriptors/Others	
			PEANN	EANN
Cu	10×10×10×1	4.1	1.2/1.9/1.8	1.2/3.5/1.8
Ge	15×15×15×1	5.0	1.2/3.8/2.6	1.3/7.8/2.5
Mo	16×16×16×1	5.0	1.7/4.2/2.8	1.6/7.9/2.5
H <sub>2</sub> O	33×20×20×1	6.3	3.3/23.9/6.5	3.3/66.3/8.0

Table S2: Hyperparameters of the piecewise descriptors of the PEANN Cu potential.

Ordinal numbers	$L_{max}$	$r_{in}$ (Å)	$r_{out}$ (Å)	$\alpha$
1	1	0.50	1.70	12.83
2	1	1.10	2.30	6.04
3	1	1.70	2.90	2.85
4	1	2.30	3.50	1.35
5	1	2.90	4.10	0.63

Table S3: Hyperparameters of the piecewise descriptors of the PEANN Ge potential.

Ordinal numbers	$L_{max}$	$r_{in}(\text{\AA})$	$r_{out}(\text{\AA})$	$\alpha$
1	2	1.00	2.09	9.35
2	2	1.73	2.82	3.76
3	2	2.45	3.54	1.51
4	2	3.18	4.27	0.61
5	2	3.91	5.00	0.24

Table S4: Hyperparameters of the piecewise descriptors of the PEANN Mo potential.

Ordinal numbers	$L_{max}$	$r_{in}(\text{\AA})$	$r_{out}(\text{\AA})$	$\alpha$
1	1	1.50	2.00	1.60
2	1	0.43	2.43	7.49
3	1	0.86	2.86	3.66
4	1	1.29	3.29	0.62
5	1	1.71	3.71	0.19
6	1	3.04	4.14	0.02
7	1	3.17	4.57	0.02
8	1	3.60	5.00	0.01

Table S5: Hyperparameters of the piecewise descriptors of the PEANN bulk water potential.

Ordinal numbers	Central atom	$L_{max}$	$r_{in}$ (Å)	$r_{out}$ (Å)	$\alpha$
1	O	2	-0.10	1.10	12.97
2	O	2	0.43	1.53	4.45
3	O	2	0.06	2.06	1.92
4	O	2	0.89	2.59	2.97
5	O	2	1.72	3.12	$1.28 \times 10^{-1}$
6	O	2	1.95	3.65	$1.13 \times 10^{-1}$
7	O	2	3.78	4.18	$2.96 \times 10^{-2}$
8	O	2	3.31	4.71	$1.42 \times 10^{-2}$
9	O	2	3.84	5.24	$6.83 \times 10^{-3}$
10	O	2	4.37	5.77	$3.27 \times 10^{-3}$
11	O	2	4.90	6.30	$1.57 \times 10^{-3}$
1	H	2	-0.40	1.00	12.12
2	H	2	-0.47	1.57	3.84
3	H	2	0.06	2.06	1.84
4	H	2	0.59	2.59	1.16
5	H	2	1.72	3.12	$1.29 \times 10^{-1}$
6	H	2	2.25	3.65	$6.19 \times 10^{-2}$
7	H	2	2.78	4.18	$2.97 \times 10^{-2}$
8	H	2	3.31	4.71	$1.42 \times 10^{-2}$
9	H	2	3.84	5.24	$6.83 \times 10^{-3}$
10	H	2	4.37	5.77	$3.27 \times 10^{-3}$
11	H	2	4.90	6.30	$1.57 \times 10^{-3}$

Table S6: Hyperparameters of the descriptors of the EANN Cu potential.

Ordinal numbers	$L_{max}$	$r_s$ (Å)	$\alpha$ (Å <sup>-2</sup> )
1	1	0.00	0.22
2	1	0.95	0.22
3	1	1.90	0.22
4	1	2.85	0.22
5	1	3.80	0.22

Table S7: Hyperparameters of the descriptors of the EANN Ge potential.

Ordinal numbers	$L_{max}$	$r_s(\text{\AA})$	$\alpha (\text{\AA}^{-2})$
1	2	0.00	0.15
2	2	1.15	0.15
3	2	2.30	0.15
4	2	3.45	0.15
5	2	4.60	0.15

Table S8: Hyperparameters of the descriptors of the EANN Mo potential.

Ordinal numbers	$L_{max}$	$r_s(\text{\AA})$	$\alpha (\text{\AA}^{-2})$
1	1	0.00	0.43
2	1	0.68	0.43
3	1	1.36	0.43
4	1	2.04	0.43
5	1	2.72	0.43
6	1	3.40	0.43
7	1	4.08	0.43
8	1	4.76	0.43



Table S9: Hyperparameters of the descriptors of the EANN bulk water potential.

Ordinal numbers	Central atom	$L_{max}$	$r_s(\text{\AA})$	$\alpha (\text{\AA}^{-2})$
1	O	2	0.00	0.54
2	O	2	0.61	0.54
3	O	2	1.22	0.54
4	O	2	1.83	0.54
5	O	2	2.44	0.54
6	O	2	3.05	0.54
7	O	2	3.66	0.54
8	O	2	4.27	0.54
9	O	2	4.88	0.54
10	O	2	5.49	0.54
11	O	2	6.10	0.54
1	H	2	0.00	0.54
2	H	2	0.61	0.54
3	H	2	1.22	0.54
4	H	2	1.83	0.54
5	H	2	2.44	0.54
6	H	2	3.05	0.54
7	H	2	3.66	0.54
8	H	2	4.27	0.54
9	H	2	4.88	0.54
10	H	2	5.49	0.54
11	H	2	6.10	0.54

## References

1. Zhang, Y., Hu, C. & Jiang, B. Embedded atom neural network potentials: Efficient and accurate machine learning with a physically inspired representation. *J. Phys. Chem. Lett.* **10**, 4962-4967 (2019).
2. Behler, J. Constructing high-dimensional neural network potentials: A tutorial review. *Int. J. Quant. Chem.* **115**, 1032-1050 (2015).
3. Zhang, Y.-l., Zhou, X.-y. & Jiang, B. Accelerating the construction of neural network potential energy surfaces: A fast hybrid training algorithm. *Chin. J. Chem. Phys.* **30**, 727-734 (2017).
4. Mahoney, M. W. & Drineas, P. CUR matrix decompositions for improved data analysis. *Proc Natl Acad Sci USA* **106**, 697-702 (2009).
5. Imbalzano, G., Anelli, A., Giofr , D., Klees, S., Behler, J. & Ceriotti, M. Automatic selection of atomic fingerprints and reference configurations for machine-learning potentials. *J. Chem. Phys.* **148**, 241730 (2018).