
Finite-Sample Analysis of GTD Algorithms

Bo Liu **Ji Liu** **Mohammad Ghavamzadeh** **Sridhar Mahadevan** **Marek Petrik**
UMass Amherst University of Rochester Adobe & INRIA Lille UMass Amherst IBM Research
boliu@cs.umass.edu jliu@cs.rochester.edu Mohammad.ghavamzadeh@inria.fr mahadeva@cs.umass.edu marekpetrik@gmail.com

Abstract

In this paper, we analyze the convergence rate of the gradient temporal difference learning (GTD) family of algorithms. Previous analyses of this class of algorithms use ODE techniques to prove asymptotic convergence, and to the best of our knowledge, no finite-sample analysis has been done. Moreover, there has been not much work on finite-sample analysis for convergent off-policy reinforcement learning algorithms. In this paper, we formulate GTD methods as stochastic gradient algorithms w.r.t. a primal-dual saddle-point objective function, and then conduct a saddle-point error analysis to obtain finite-sample bounds on their performance. Two revised algorithms are also proposed, namely projected GTD2 and GTD2-MP, which offer improved convergence guarantees and acceleration, respectively. The results of our theoretical analysis show that the GTD family of algorithms are indeed comparable to the existing LSTD methods in off-policy learning scenarios.

1 Introduction

Sutton *et al.* [2008, 2009] proposed the family of gradient-based temporal difference (GTD) algorithms which offer several interesting properties. An appealing property of these algorithms is their first-order computational complexity that allows them to scale more gracefully to high-dimensional problems, unlike the widely used least-squares TD (LSTD) approaches [Bradtke and Barto, 1996] that only perform well with moderate size reinforcement learning (RL) problems, due to their quadratic (w.r.t. the dimension of the feature space) computational cost per iteration. Another property of the class of GTD algorithms is their off-policy convergence, which was shown by Sutton *et al.* [2008, 2009] using ODE analysis [Borkar, 2008]. This is quite important when we notice that many RL algorithms,

especially those that are based on stochastic approximation, such as $TD(\lambda)$, do not have convergence guarantees in the off-policy setting.

Since in real-world applications of RL, we have access to only a finite amount of data, finite-sample analysis of these algorithms is quite important as it clearly shows the effect of the number of samples (and the parameters that play a role in the sampling budget of the algorithm) in their final performance. However, most of the work on finite-sample analysis in RL has been focused on batch RL (or approximate dynamic programming) algorithms (e.g., Kakade and Langford 2002; Munos and Szepesvári 2008; Antos *et al.* 2008; Lazaric *et al.* 2010a), especially those that are LSTD-based (e.g., Lazaric *et al.* 2010b; Ghavamzadeh *et al.* 2010, 2011; Lazaric *et al.* 2012), and more importantly restricted to the on-policy setting. In this paper, we provide the finite-sample analysis of the GTD family of algorithms, a relatively novel class of gradient-based TD methods that are guaranteed to converge even in the off-policy setting, and for which, to the best of our knowledge, no finite-sample analysis has been reported. This analysis is challenging because **1)** the ODE methods that have been used to prove the asymptotic convergence of these algorithms are not suitable to conduct convergence rate analysis; more importantly, **2)** although the GTD algorithms are gradient-based, they are not true stochastic gradient methods, as discussed in Szepesvári [2010]. We will explain in detail in Section 2.1 why the techniques used for the analysis of the stochastic gradient methods cannot be applied here. Finally, **3)** the difficulty in finite-sample analysis in the off-policy setting. Note that there exists very little literature on finite-sample analysis in the off-policy setting, even for the LSTD-based algorithms that have been extensively studied.

In this paper, motivated by the importance of providing sample complexity for off-policy RL, we propose the finite-sample analysis of the class of GTD algorithms. We first formulate GTD/GTD2 as true stochastic gradient algorithms w.r.t. a saddle-point objective function. To the best of our knowledge, our saddle-point formulation of these algorithms is novel and has not been reported in the litera-

ture. We then use the techniques applied in the analysis of the stochastic gradient methods to propose a unified finite-sample analysis for the GTD and GTD2 algorithms. Finally, given the results of our analysis, we study the GTD class of algorithms from several different perspectives, including acceleration in convergence, learning with biased importance sampling factors, etc.

2 Preliminaries

Reinforcement Learning (RL) [Bertsekas and Tsitsiklis, 1996; Sutton and Barto, 1998] is a class of learning problems in which an agent interacts with an unfamiliar, dynamic and stochastic environment, where the agent’s goal is to optimize some measure of its long-term performance. This interaction is conventionally modeled as a Markov decision process (MDP). A MDP is defined as the tuple $(\mathcal{S}, \mathcal{A}, P_{ss'}^a, R, \gamma)$, where \mathcal{S} and \mathcal{A} are the sets of states and actions, the transition kernel $P_{ss'}^a$ specifying the probability of transition from state $s \in \mathcal{S}$ to state $s' \in \mathcal{S}$ by taking action $a \in \mathcal{A}$, $R(s, a) : \mathcal{S} \times \mathcal{A} \rightarrow \mathbb{R}$ is the reward function bounded by R_{\max} , and $0 \leq \gamma < 1$ is a discount factor. A stationary policy $\pi : \mathcal{S} \times \mathcal{A} \rightarrow [0, 1]$ is a probabilistic mapping from states to actions. The main objective of a RL algorithm is to find an optimal policy. In order to achieve this goal, a key step in many algorithms is to calculate the value function of a given policy π , i.e., $V^\pi : \mathcal{S} \rightarrow \mathbb{R}$, a process known as *policy evaluation*. It is known that V^π is the unique fixed-point of the *Bellman operator* T^π , i.e.,

$$V^\pi = T^\pi V^\pi = R^\pi + \gamma P^\pi V^\pi, \quad (1)$$

where R^π and P^π are the reward function and transition kernel of the Markov chain induced by policy π . In Eq. 1, we may imagine V^π as a $|\mathcal{S}|$ -dimensional vector and write everything in vector/matrix form. In the following, to simplify the notation, we often drop the dependence of T^π , V^π , R^π , and P^π to π .

We denote by π_b , the behavior policy that generates the data, and by π , the target policy that we would like to evaluate. They are the same in the on-policy setting and different in the off-policy scenario. For each state-action pair (s_i, a_i) , such that $\pi_b(a_i|s_i) > 0$, we define the importance-weighting factor $\rho_i = \pi(a_i|s_i)/\pi_b(a_i|s_i)$ with $\rho_{\max} \geq 0$ being its maximum value over the state-action pairs.

When \mathcal{S} is large or infinite, we often use a linear approximation architecture for V^π with parameters $\theta \in \mathbb{R}^d$ and L -bounded basis functions $\{\varphi_i\}_{i=1}^d$, i.e., $\varphi_i : \mathcal{S} \rightarrow \mathbb{R}$ and $\max_i \|\varphi_i\|_\infty \leq L$. We denote by $\phi(\cdot) = (\varphi_1(\cdot), \dots, \varphi_d(\cdot))^\top$ the feature vector and by \mathcal{F} the linear function space spanned by the basis functions $\{\varphi_i\}_{i=1}^d$, i.e., $\mathcal{F} = \{f_\theta \mid \theta \in \mathbb{R}^d \text{ and } f_\theta(\cdot) = \phi(\cdot)^\top \theta\}$. We may write the approximation of V in \mathcal{F} in the vector form as $\hat{v} = \Phi\theta$, where Φ is the $|\mathcal{S}| \times d$ feature matrix. When only n training samples of the form $\mathcal{D} = \{(s_i, a_i, r_i =$

$r(s_i, a_i, s'_i)\}_{i=1}^n$, $s_i \sim \xi$, $a_i \sim \pi_b(\cdot|s_i)$, $s'_i \sim P(\cdot|s_i, a_i)$, are available (ξ is a distribution over the state space \mathcal{S}), we may write the *empirical Bellman operator* \hat{T} for a function in \mathcal{F} as

$$\hat{T}(\hat{\Phi}\theta) = \hat{R} + \gamma\hat{\Phi}'\theta, \quad (2)$$

where $\hat{\Phi}$ (resp. $\hat{\Phi}'$) is the empirical feature matrix of size $n \times d$, whose i -th row is the feature vector $\phi(s_i)^\top$ (resp. $\phi(s'_i)^\top$), and $\hat{R} \in \mathbb{R}^n$ is the reward vector, whose i -th element is r_i . We denote by $\delta_i(\theta) = r_i + \gamma\phi'_i{}^\top\theta - \phi_i^\top\theta$, the TD error for the i -th sample (s_i, r_i, s'_i) and define $\Delta\phi_i = \phi_i - \gamma\phi'_i$. Finally, we define the matrices A and C , and the vector b as

$$A := \mathbb{E}[\rho_i\phi_i(\Delta\phi_i)^\top], \quad b := \mathbb{E}[\rho_i\phi_i r_i], \quad C := \mathbb{E}[\phi_i\phi_i^\top], \quad (3)$$

where the expectations are w.r.t. ξ and P^{π_b} . We also denote by Ξ , the diagonal matrix whose elements are $\xi(s)$, and $\xi_{\max} := \max_s \xi(s)$. For each sample i in the training set \mathcal{D} , we can calculate an unbiased estimate of A , b , and C as follows:

$$\hat{A}_i := \rho_i\phi_i\Delta\phi_i^\top, \quad \hat{b}_i := \rho_i r_i\phi_i, \quad \hat{C}_i := \phi_i\phi_i^\top. \quad (4)$$

2.1 Gradient-based TD Algorithms

The class of gradient-based TD (GTD) algorithms were proposed by Sutton *et al.* [2008, 2009]. These algorithms target two objective functions: the *norm of the expected TD update* (NEU) and the *mean-square projected Bellman error* (MSPBE), defined as (see e.g., Maei 2011)¹

$$\text{NEU}(\theta) = \|\Phi^\top \Xi (T\hat{v} - \hat{v})\|^2, \quad (5)$$

$$\text{MSPBE}(\theta) = \|\hat{v} - \Pi T\hat{v}\|_\xi^2 = \|\Phi^\top \Xi (T\hat{v} - \hat{v})\|_{C^{-1}}^2, \quad (6)$$

where $C = \mathbb{E}[\phi_i\phi_i^\top] = \Phi^\top \Xi \Phi$ is the covariance matrix defined in Eq. 3 and is assumed to be non-singular, and $\Pi = \Phi(\Phi^\top \Xi \Phi)^{-1} \Phi^\top \Xi$ is the orthogonal projection operator into the function space \mathcal{F} , i.e., for any bounded function g , $\Pi g = \arg \min_{f \in \mathcal{F}} \|g - f\|_\xi$. From (5) and (6), it is clear that NEU and MSPBE are square unweighted and weighted by C^{-1} , ℓ_2 -norms of the quantity $\Phi^\top \Xi (T\hat{v} - \hat{v})$, respectively, and thus, the two objective functions can be unified as

$$J(\theta) = \|\Phi^\top \Xi (T\hat{v} - \hat{v})\|_{M^{-1}}^2 = \|\mathbb{E}[\rho_i \delta_i(\theta) \phi_i]\|_{M^{-1}}^2, \quad (7)$$

with M equals to the identity matrix I for NEU and to the covariance matrix C for MSPBE. The second equality in (7) holds because of the following lemma from Section 4.2 in Maei [2011].

¹It is important to note that T in (5) and (6) is T^π , the Bellman operator of the target policy π .

Lemma 1. Let $\mathcal{D} = \{(s_i, a_i, r_i, s'_i)\}_{i=1}^n$, $s_i \sim \xi$, $a_i \sim \pi_b(\cdot|s_i)$, $s'_i \sim P(\cdot|s_i, a_i)$ be a training set generated by the behavior policy π_b and T be the Bellman operator of the target policy π . Then, we have

$$\Phi^\top \Xi(T\hat{v} - \hat{v}) = \mathbb{E}[\rho_i \delta_i(\theta) \phi_i] = b - A\theta.$$

Motivated by minimizing the NEU and MSPBE objective functions using the stochastic gradient methods, the GTD and GTD2 algorithms were proposed with the following update rules:

$$\begin{aligned} \text{GTD:} \quad y_{t+1} &= y_t + \alpha_t (\rho_t \delta_t(\theta_t) \phi_t - y_t), \\ \theta_{t+1} &= \theta_t + \alpha_t \rho_t \Delta \phi_t (y_t^\top \phi_t), \end{aligned} \quad (8)$$

$$\begin{aligned} \text{GTD2:} \quad y_{t+1} &= y_t + \alpha_t (\rho_t \delta_t(\theta_t) - \phi_t^\top y_t) \phi_t, \\ \theta_{t+1} &= \theta_t + \alpha_t \rho_t \Delta \phi_t (y_t^\top \phi_t). \end{aligned} \quad (9)$$

However, it has been shown that the above update rules do not update the value function parameter θ in the gradient direction of NEU and MSPBE, and thus, NEU and MSPBE are not the true objective functions of the GTD and GTD2 algorithms [Szepesvári, 2010]. Consider the NEU objective function in (5). Taking its gradient w.r.t. θ , we obtain

$$\begin{aligned} -\frac{1}{2} \nabla \text{NEU}(\theta) &= -(\nabla \mathbb{E}[\rho_i \delta_i(\theta) \phi_i^\top]) \mathbb{E}[\rho_i \delta_i(\theta) \phi_i] \\ &= -(\mathbb{E}[\rho_i \nabla \delta_i(\theta) \phi_i^\top]) \mathbb{E}[\rho_i \delta_i(\theta) \phi_i] \\ &= \mathbb{E}[\rho_i \Delta \phi_i \phi_i^\top] \mathbb{E}[\rho_i \delta_i(\theta) \phi_i]. \end{aligned} \quad (10)$$

If the gradient can be written as a single expectation, then it is straightforward to use a stochastic gradient method. However, we have a product of two expectations in (10), and unfortunately, due to the correlation between them, the sample product (with a single sample) won't be an unbiased estimate of the gradient. To tackle this, the GTD algorithm uses an auxiliary variable y_t to estimate $\mathbb{E}[\rho_i \delta_i(\theta) \phi_i]$, and thus, the overall algorithm is no longer a true stochastic gradient method w.r.t. NEU. It can be easily shown that the same problem exists for GTD2 w.r.t. the MSPBE objective function. This prevents us from using the standard convergence analysis techniques of stochastic gradient descent methods to obtain a finite-sample performance bound for the GTD and GTD2 algorithms.

It should be also noted that in the original publications of GTD/GTD2 algorithms [Sutton *et al.*, 2008, 2009], the authors discussed handling the off-policy scenario using both importance and rejected sampling. In rejected sampling that was mainly used in Sutton *et al.* [2008, 2009], a sample (s_i, a_i, r_i, s'_i) is rejected and the parameter θ does not update for this sample, if $\pi(a_i|s_i) = 0$. This sampling strategy is not efficient since a lot of samples will be discarded if π_b and π are very different.

2.2 Related Work

Before we present a finite-sample performance bound for GTD and GTD2, it would be helpful to give a brief overview of the existing literature on finite-sample analysis of the TD algorithms. The convergence rate of the TD algorithms mainly depends on (d, n, ν) , where d is the size of the approximation space (the dimension of the feature vector), n is the number of samples, and ν is the smallest eigenvalue of the sample-based covariance matrix $\hat{C} = \hat{\Phi}^\top \hat{\Phi}$, i.e., $\nu = \lambda_{\min}(\hat{C})$.

Antos *et al.* [2008] proved an error bound of $O(\frac{d \log d}{n^{1/4}})$ for LSTD in bounded spaces. Lazaric *et al.* [2010b] proposed a LSTD analysis in leaner spaces and obtained a tighter bound of $O(\sqrt{\frac{d \log d}{n\nu}})$ and later used it to derive a bound for the least-squares policy iteration (LSPI) algorithm [Lazaric *et al.*, 2012]. Tagorti and Scherrer [2014] recently proposed the first convergence analysis for LSTD(λ) and derived a bound of $\tilde{O}(d/\nu\sqrt{n})$. The analysis is a bit different than the one in Lazaric *et al.* [2010b] and the bound is weaker in terms of d and ν . Another recent result is by Prashanth *et al.* [2014] that use stochastic approximation to solve LSTD(0), where the resulting algorithm is exactly TD(0) with random sampling (samples are drawn i.i.d. and not from a trajectory), and report a Markov design bound (the bound is computed only at the states used by the algorithm) of $O(\sqrt{\frac{d}{n\nu}})$ for LSTD(0). All these results are for the on-policy setting, except the one by Antos *et al.* [2008] that also holds for the off-policy formulation. Another work in the off-policy setting is by Ávila Pires and Szepesvári [2012] that uses a bounding trick and improves the result of Antos *et al.* [2008] by a $\log d$ factor.

3 Saddle-Point Formulation of the GTD Algorithms

In this section, we show how the GTD and GTD2 algorithms can be formulated as true stochastic gradient (SG) algorithms by writing their respective objective functions, NEU and MSPBE, in the form of a convex-concave saddle-point. As discussed earlier, this new formulation of GTD and GTD2 as true SG methods allows us to use the convergence analysis techniques for SGs in order to derive finite-sample performance bounds for these RL algorithms. Moreover, it allows us to use more efficient algorithms that have been recently developed to solve SG problems, such as *stochastic Mirror-Prox* (SMP) [Juditsky *et al.*, 2008], to derive more efficient versions of GTD and GTD2.

A particular type of convex-concave saddle-point formulation is formally defined as

$$\min_{\theta} \max_y (L(\theta, y) = \langle b - A\theta, y \rangle + F(\theta) - K(y)), \quad (11)$$

where $F(\theta)$ is a convex function and $K(y)$ is a smooth convex function such that

$$K(y) - K(x) - \langle \nabla K(x), y - x \rangle \leq \frac{LK}{2} \|x - y\|^2. \quad (12)$$

Next we follow Juditsky *et al.* [2008]; Nemirovski *et al.* [2009]; Chen *et al.* [2013] and define the following error function for the saddle-point problem (11).

Definition 1. *The error function of the saddle-point problem (11) at each point (θ', y') is defined as*

$$\text{Err}(\theta', y') = \max_y L(\theta', y) - \min_{\theta} L(\theta, y'). \quad (13)$$

In this paper, we consider the saddle-point problem (11) with $F(\theta) = 0$ and $K(y) = \frac{1}{2} \|y\|_M^2$, i.e.,

$$\min_{\theta} \max_y \left(L(\theta, y) = \langle b - A\theta, y \rangle - \frac{1}{2} \|y\|_M^2 \right), \quad (14)$$

where A and b were defined by Eq. 3, and M is a positive definite matrix. It is easy to show that $K(y) = \frac{1}{2} \|y\|_M^2$ satisfies the condition in Eq. 12.

We first show in Proposition 1 that if (θ^*, y^*) is the saddle-point of problem (14), then θ^* will be the optimum of NEU and MSPBE defined in Eq. 7. We then prove in Proposition 2 that GTD and GTD2 in fact find this saddle-point.

Proposition 1. *For any fixed θ , we have $\frac{1}{2} J(\theta) = \max_y L(\theta, y)$, where $J(\theta)$ is defined by Eq. 7.*

Proof. Since $L(\theta, y)$ is an unconstrained quadratic program w.r.t. y , the optimal $y^* = \arg \max_y L(\theta, y)$ can be analytically computed as

$$y^*(\theta) = M^{-1}(b - A\theta). \quad (15)$$

The result follows by plugging y^* into (14) and using the definition of $J(\theta)$ in Eq. 7 and Lemma 1. \square

Proposition 2. *GTD and GTD2 are true stochastic gradient algorithms w.r.t. the objective function $L(\theta, y)$ of the saddle-point problem (14) with $M = I$ and $M = C = \Phi^\top \Xi \Phi$ (the covariance matrix), respectively.*

Proof. It is easy to see that the gradient updates of the saddle-point problem (14) (ascending in y and descending in θ) may be written as

$$\begin{aligned} y_{t+1} &= y_t + \alpha_t (b - A\theta_t - My_t), \\ \theta_{t+1} &= \theta_t + \alpha_t A^\top y_t. \end{aligned} \quad (16)$$

We may obtain the update rules of GTD and GTD2 by replacing A , b , and C in (16) with their unbiased estimates \hat{A} , \hat{b} , and \hat{C} from Eq. 4, which completes the proof. \square

As discussed at the beginning of this section, this saddle-point formulation not only gives us the opportunity to use the techniques for the analysis of SG methods to derive finite-sample performance bounds for the GTD algorithms, as we will show in Section 4, but also it allows us to use the powerful algorithms that have been recently developed to solve the SG problems and derive more efficient versions of GTD and GTD2. Stochastic Mirror-Prox (SMP) [Juditsky *et al.*, 2008] is an ‘‘almost dimension-free’’ non-Euclidean extra-gradient method that deals with both smooth and non-smooth stochastic optimization problems (see Juditsky and Nemirovski 2011 and Bubeck 2014 for more details). Using SMP, we propose a new version of GTD/GTD2, called GTD-MP/GTD2-MP, with the following update formula:

$$\begin{aligned} y_t^m &= y_t + \alpha_t (b_t - A_t \theta_t - M_t y_t), & \theta_t^m &= \theta_t + \alpha_t A_t^\top y_t, \\ y_{t+1}^m &= y_t + \alpha_t (b_t - A_t \theta_t^m - M_t y_t^m), & \theta_{t+1}^m &= \theta_t + \alpha_t A_t^\top y_t^m. \end{aligned}$$

After T iterations, these algorithms return $\bar{\theta}_T := \frac{\sum_{t=1}^T \alpha_t \theta_t}{\sum_{t=1}^T \alpha_t}$ and $\bar{y}_T := \frac{\sum_{t=1}^T \alpha_t y_t}{\sum_{t=1}^T \alpha_t}$. The details of the algorithm is shown in Algorithm 1, and the experimental comparison study between GTD2 and GTD2-MP is reported in Section 6.

Algorithm 1 GTD2-MP

- 1: **for** $t = 1, \dots, n$ **do**
- 2: Update parameters

$$\begin{aligned} \delta_t &= r_t - \theta_t^\top \Delta \phi_t \\ y_t^m &= y_t + \alpha_t (\rho_t \delta_t - \phi_t^\top y_t) \phi_t \\ \theta_t^m &= \theta_t + \alpha_t \rho_t \Delta \phi_t (\phi_t^\top y_t) \\ \delta_t^m &= r_t - (\theta_t^m)^\top \Delta \phi_t \\ y_{t+1} &= y_t + \alpha_t (\rho_t \delta_t^m - \phi_t^\top y_t^m) \phi_t \\ \theta_{t+1} &= \theta_t + \alpha_t \rho_t \Delta \phi_t (\phi_t^\top y_t^m) \end{aligned}$$

- 3: **end for**
- 4: **OUTPUT**

$$\bar{\theta}_n := \frac{\sum_{t=1}^n \alpha_t \theta_t}{\sum_{t=1}^n \alpha_t}, \quad \bar{y}_n := \frac{\sum_{t=1}^n \alpha_t y_t}{\sum_{t=1}^n \alpha_t} \quad (17)$$

4 Finite-Sample Analysis of GTD and GTD2

In this section, we provide a finite-sample analysis for a revised version of the GTD/GTD2 algorithms. We first describe the revised GTD algorithms in Section 4.1 and then dedicate the rest of Section 4 to their sample analysis. Note that from now on we use the M matrix (and its unbiased estimate \hat{M}_t) to have a unified analysis for GTD and GTD2 algorithms. As described earlier, M is replaced by the identity matrix I in GTD and by the covariance matrix C (and its unbiased estimate \hat{C}_t) in GTD2.

4.1 The Revised GTD Algorithms

The revised GTD algorithms that we analyze in this paper (see Algorithm 2) have three differences with the standard GTD algorithms of Eqs. 8 and 9 (and Eq. 16). **1)** We guarantee that the parameters θ and y remain bounded by projecting them onto bounded convex feasible sets Θ and Y defined in Assumption 2. In Algorithm 2, we denote by Π_Θ and Π_Y , the projection into sets Θ and Y , respectively. This is standard in stochastic approximation algorithms and has been used in off-policy TD(λ) [Yu, 2012] and actor-critic algorithms (e.g., Bhatnagar *et al.* 2009). **2)** after n iterations (n is the number of training samples in \mathcal{D}), the algorithms return the weighted (by the step size) average of the parameters at all the n iterations (see Eq. 17). **3)** The step-size α_t is selected as described in the proof of Proposition 3 in the supplementary material. Note that this fixed step size of $O(1/\sqrt{n})$ is required for the high-probability bound in Proposition 3 (see Nemirovski *et al.* 2009 for more details).

Algorithm 2 Revised GTD Algorithms

- 1: **for** $t = 1, \dots, n$ **do**
- 2: Update parameters

$$\begin{aligned} y_{t+1} &= \Pi_Y \left(y_t + \alpha_t (\hat{b}_t - \hat{A}_t \theta - \hat{M}_t y_t) \right) \\ \theta_{t+1} &= \Pi_\Theta \left(\theta_t + \alpha_t \hat{A}_t^\top y_t \right) \end{aligned} \quad (18)$$

- 3: **end for**
 - 4: **OUTPUT** $\bar{\theta}_n, \bar{y}_n$ as in Eq. 17.
-

4.2 Assumptions

In this section, we make several assumptions on the MDP and basis functions that are used in our finite-sample analysis of the revised GTD algorithms. These assumptions are quite standard and are similar to those made in the prior work on the GTD algorithms [Sutton *et al.*, 2008, 2009; Maei, 2011] and those made in the analysis of SG algorithms [Nemirovski *et al.*, 2009].

Assumption 2. (Feasibility Sets) We define the bounded closed convex sets $\Theta \subset \mathbb{R}^d$ and $Y \subset \mathbb{R}^d$ as the feasible sets in Algorithm 2. We further assume that the saddle-point (θ^*, y^*) of the optimization problem (14) belongs to $\Theta \times Y$. We also define $D_\theta := [\max_{\theta \in \Theta} \|\theta\|_2^2 - \min_{\theta \in \Theta} \|\theta\|_2^2]^{1/2}$, $D_y := [\max_{y \in Y} \|y\|_2^2 - \min_{y \in Y} \|y\|_2^2]^{1/2}$, and $R = \max \{ \max_{\theta \in \Theta} \|\theta\|_2, \max_{y \in Y} \|y\|_2 \}$.

Assumption 3. (Non-singularity) We assume that the covariance matrix $C = \mathbb{E}[\phi_i \phi_i^\top]$ and matrix $A = \mathbb{E}[\rho_i \phi_i (\Delta \phi_i)^\top]$ are non-singular.

Assumption 4. (Boundedness) Assume the features (ϕ_i, ϕ'_i) have uniformly bounded second moments. This together with the boundedness of features (by L) and im-

portance weights (by ρ_{\max}) guarantees that the matrices A and C , and vector b are uniformly bounded.

This assumption guarantees that for any $(\theta, y) \in \Theta \times Y$, the unbiased estimators of $b - A\theta - My$ and $A^\top y$, i.e.,

$$\begin{aligned} \mathbb{E}[\hat{b}_t - \hat{A}_t \theta - \hat{M}_t y] &= b - A\theta - My, \\ \mathbb{E}[\hat{A}_t^\top y] &= A^\top y, \end{aligned} \quad (19)$$

all have bounded variance, i.e.,

$$\begin{aligned} \mathbb{E}[\|\hat{b}_t - \hat{A}_t \theta - \hat{M}_t y - (b - A\theta - My)\|^2] &\leq \sigma_1^2, \\ \mathbb{E}[\|\hat{A}_t^\top y - A^\top y\|^2] &\leq \sigma_2^2, \end{aligned} \quad (20)$$

where σ_1 and σ_2 are non-negative constants. We further define

$$\sigma^2 = \sigma_1^2 + \sigma_2^2. \quad (21)$$

Assumption 4 also gives us the following ‘‘light-tail’’ assumption. There exist constants $M_{*,\theta}$ and $M_{*,y}$ such that

$$\begin{aligned} \mathbb{E}[\exp\{\frac{\|\hat{b}_t - \hat{A}_t \theta - \hat{M}_t y\|^2}{M_{*,\theta}^2}\}] &\leq \exp\{1\}, \\ \mathbb{E}[\exp\{\frac{\|\hat{A}_t^\top y\|^2}{M_{*,y}^2}\}] &\leq \exp\{1\}. \end{aligned} \quad (22)$$

This ‘‘light-tail’’ assumption is equivalent to the assumption in Eq. 3.16 in Nemirovski *et al.* [2009] and is necessary for the high-probability bound of Proposition 3. We will show how to compute $M_{*,\theta}, M_{*,y}$ in the Appendix.

4.3 Finite-Sample Performance Bounds

The finite-sample performance bounds that we derive for the GTD algorithms in this section are for the case that the training set \mathcal{D} has been generated as discussed in Section 2. We further discriminate between the on-policy ($\pi = \pi_b$) and off-policy ($\pi \neq \pi_b$) scenarios. The sampling scheme used to generate \mathcal{D} , in which the first state of each tuple, s_i , is an i.i.d. sample from a distribution ξ , also considered in the original GTD and GTD2 papers, for the analysis of these algorithms, and not in the experiments [Sutton *et al.*, 2008, 2009]. Another scenario that can motivate this sampling scheme is when we are given a set of high-dimensional data generated either in an on-policy or off-policy manner, and d is so large that the value function of the target policy cannot be computed using a least-squares method (that involves matrix inversion), and iterative techniques similar to GTD/GTD2 are required.

We first derive a high-probability bound on the error function of the saddle-point problem (14) at the GTD solution $(\bar{\theta}_n, \bar{y}_n)$. Before stating this result in Proposition 3, we report the following lemma that is used in its proof.

Lemma 2. *The induced ℓ_2 -norm of matrix A and the ℓ_2 -norm of vector b are bounded by*

$$\|A\|_2 \leq (1 + \gamma)\rho_{\max} L^2 d, \quad \|b\|_2 \leq \rho_{\max} L R_{\max}. \quad (23)$$

Proof. From the boundedness of the features (by L) and the rewards (by R_{\max}), we have

$$\begin{aligned} \|A\|_2 &= \|\mathbb{E}[\rho_t \phi_t \Delta \phi_t^\top]\|_2 \\ &\leq \max_s \|\rho(s) \phi(s) (\Delta \phi(s))^\top\|_2 \\ &\leq \rho_{\max} \max_s \|\phi(s)\|_2 \max_s \|\phi(s) - \gamma \phi'(s)\|_2 \\ &\leq \rho_{\max} \max_s \|\phi(s)\|_2 \max_s (\|\phi(s)\|_2 + \gamma \|\phi'(s)\|_2) \\ &\leq (1 + \gamma) \rho_{\max} L^2 d. \end{aligned}$$

The second inequality is obtained by the consistent inequality of matrix norm, the third inequality comes from the triangular norm inequality, and the fourth inequality comes from the vector norm inequality $\|\phi(s)\|_2 \leq \|\phi(s)\|_\infty \sqrt{d} \leq L \sqrt{d}$. The bound on $\|b\|_2$ can be derived in a similar way as follows.

$$\begin{aligned} \|b\|_2 &= \|\mathbb{E}[\rho_t \phi_t r_t]\|_2 \\ &\leq \max_s \|\rho(s) \phi(s) r(s)\|_2 \\ &\leq \rho_{\max} \max_s \|\phi(s)\|_2 \max_s \|r(s)\|_2 \\ &\leq \rho_{\max} L R_{\max}. \end{aligned}$$

It completes the proof. \square

Proposition 3. *Let $(\bar{\theta}_n, \bar{y}_n)$ be the output of the GTD algorithm after n iterations (see Eq. 17). Then, with probability at least $1 - \delta$, we have*

$$\begin{aligned} \text{Err}(\bar{\theta}_n, \bar{y}_n) &\leq \sqrt{\frac{5}{n}} (8 + 2 \log \frac{2}{\delta}) R^2 \\ &\times \left(\rho_{\max} L \left(2(1 + \gamma) L d + \frac{R_{\max}}{R} \right) + \tau + \frac{\sigma}{R} \right), \end{aligned} \quad (24)$$

where $\text{Err}(\bar{\theta}_n, \bar{y}_n)$ is the error function of the saddle-point problem (14) defined by Eq. 13, R defined in Assumption 2, σ is from Eq. 21, and $\tau = \sigma_{\max}(M)$ is the largest singular value of M , which means $\tau = 1$ for GTD and $\tau = \sigma_{\max}(C)$ for GTD2.

Proof. See the supplementary material. \square

Theorem 1. *Let $\bar{\theta}_n$ be the output of the GTD algorithm after n iterations (see Eq. 17). Then, with probability at least $1 - \delta$, we have*

$$\frac{1}{2} \|A \bar{\theta}_n - b\|_\xi^2 \leq \tau \xi_{\max} \text{Err}(\bar{\theta}_n, \bar{y}_n). \quad (25)$$

Proof. From Proposition 1, for any θ , we have

$$\max_y L(\theta, y) = \frac{1}{2} \|A\theta - b\|_{M^{-1}}^2.$$

Given Assumption 3, the system of linear equations $A\theta = b$ has a solution θ^* , i.e., the (off-policy) fixed-point θ^* exists,

and thus, we may write

$$\begin{aligned} \min_\theta \max_y L(\theta, y) &= \min_\theta \frac{1}{2} \|A\theta - b\|_{M^{-1}}^2 \\ &= \frac{1}{2} \|A\theta^* - b\|_{M^{-1}}^2 = 0. \end{aligned}$$

In this case, we also have²

$$\begin{aligned} \min_\theta L(\theta, y) &\leq \max_y \min_\theta L(\theta, y) \leq \min_\theta \max_y L(\theta, y) \\ &= \frac{1}{2} \|A\theta^* - b\|_{M^{-1}}^2 = 0. \end{aligned} \quad (26)$$

From Eq. 26, for any $(\theta, y) \in \Theta \times Y$ including $(\bar{\theta}_n, \bar{y}_n)$, we may write

$$\begin{aligned} \text{Err}(\bar{\theta}_n, \bar{y}_n) &= \max_y L(\bar{\theta}_n, y) - \min_\theta L(\theta, \bar{y}_n) \\ &\geq \max_y L(\bar{\theta}_n, y) = \frac{1}{2} \|A\bar{\theta}_n - b\|_{M^{-1}}^2. \end{aligned} \quad (27)$$

Since $\|A\bar{\theta}_n - b\|_\xi^2 \leq \tau \xi_{\max} \|A\bar{\theta}_n - b\|_{M^{-1}}^2$, where τ is the largest singular value of M , we have

$$\frac{1}{2} \|A\bar{\theta}_n - b\|_\xi^2 \leq \frac{\tau \xi_{\max}}{2} \|A\bar{\theta}_n - b\|_{M^{-1}}^2 \leq \tau \xi_{\max} \text{Err}(\bar{\theta}_n, \bar{y}_n). \quad (28)$$

The proof follows by combining Eqs. 28 and Proposition 3. It completes the proof. \square

With the results of Proposition 3 and Theorem 1, we are now ready to derive finite-sample bounds on the performance of GTD/GTD2 in both on-policy and off-policy settings.

4.3.1 On-Policy Performance Bound

In this section, we consider the on-policy setting in which the behavior and target policies are equal, i.e., $\pi_b = \pi$, and the sampling distribution ξ is the stationary distribution of the target policy π (and the behavior policy π_b). We use Lemma 3 to derive our on-policy bound. The proof of this lemma can be found in Geist *et al.* [2012].

Lemma 3. *For any parameter vector θ and corresponding $\hat{v} = \Phi\theta$, the following equality holds*

$$V - \hat{v} = (I - \gamma \Pi P)^{-1} [(V - \Pi V) + \Phi C^{-1} (b - A\theta)]. \quad (29)$$

Using Lemma 3, we derive the following performance bound for GTD/GTD2 in the on-policy setting.

Proposition 4. *Let V be the value of the target policy and $\bar{v}_n = \Phi \bar{\theta}_n$, where $\bar{\theta}_n$ defined by (17), be the value function returned by on-policy GTD/GTD2. Then, with probability at least $1 - \delta$, we have*

²We may write the second inequality as an equality for our saddle-point problem defined by Eq. 14.

$$\|V - \bar{v}_n\|_\xi \leq \frac{1}{1 - \gamma} \left(\|V - \Pi V\|_\xi + \frac{L}{\nu} \sqrt{2d\tau\xi_{\max}\text{Err}(\bar{\theta}_n, \bar{y}_n)} \right) \quad (30)$$

where $\text{Err}(\bar{\theta}_n, \bar{y}_n)$ is upper-bounded by Eq. 24 in Proposition 3, with $\rho_{\max} = 1$ (on-policy setting).

Proof. See the supplementary material. \square

Remark: It is important to note that Proposition 4 shows that the error in the performance of the GTD/GTD2 algorithm in the on-policy setting is of $O\left(\frac{L^2 d \sqrt{\tau\xi_{\max} \log \frac{1}{\delta}}}{n^{1/4} \nu}\right)$. Also note that the term $\frac{\tau}{\nu}$ in the GTD2 bound is the conditioning number of the covariance matrix C .

4.3.2 Off-Policy Performance Bound

In this section, we consider the off-policy setting in which the behavior and target policies are different, i.e., $\pi_b \neq \pi$, and the sampling distribution ξ is the stationary distribution of the behavior policy π_b . We assume that off-policy fixed-point solution exists, i.e., there exists a θ^* satisfying $A\theta^* = b$. Note that this is a direct consequence of Assumption 3 in which we assumed that the matrix A in the off-policy setting is non-singular. We use Lemma 4 to derive our off-policy bound. The proof of this lemma can be found in Kolter [2011]. Note that $\kappa(\bar{D})$ in his proof is equal to $\sqrt{\rho_{\max}}$ in our paper.

Lemma 4. *If Ξ satisfies the following linear matrix inequality*

$$\begin{bmatrix} \Phi^\top \Xi \Phi & \Phi^\top \Xi P \Phi \\ \Phi^\top P^\top \Xi \Phi & \Phi^\top \Xi \Phi \end{bmatrix} \succeq 0 \quad (31)$$

and let θ^* be the solution to $A\theta^* = b$, then we have

$$\|V - \Phi\theta^*\|_\xi \leq \frac{1 + \gamma\sqrt{\rho_{\max}}}{1 - \gamma} \|V - \Pi V\|_\xi. \quad (32)$$

Note that the condition on Ξ in Eq. 31 guarantees that the behavior and target policies are not too far away from each other. Using Lemma 4, we derive the following performance bound for GTD/GTD2 in the off-policy setting.

Proposition 5. *Let V be the value of the target policy and $\bar{v}_n = \Phi\bar{\theta}_n$, where $\bar{\theta}_n$ is defined by (17), be the value function returned by off-policy GTD/GTD2. Also let the sampling distribution Ξ satisfies the condition in Eq. 31. Then, with probability at least $1 - \delta$, we have*

$$\|V - \bar{v}_n\|_\xi \leq \frac{1 + \gamma\sqrt{\rho_{\max}}}{1 - \gamma} \|V - \Pi V\|_\xi + \sqrt{\frac{2\tau_C\tau\xi_{\max}}{\sigma_{\min}(A^\top M^{-1}A)} \text{Err}(\bar{\theta}_n, \bar{y}_n)}, \quad (33)$$

where $\tau_C = \sigma_{\max}(C)$.

Proof. See the supplementary material. \square

5 Further Analysis

5.1 Acceleration

In this section, we are going to discuss the convergence rate of the accelerated algorithms using off-the-shelf accelerated solvers for saddle-point problems. For simplicity, we will discuss the error bound of $\frac{1}{2}\|A\theta - b\|_{M^{-1}}^2$, and the corresponding error bound of $\frac{1}{2}\|A\theta - b\|_\xi^2$ and $\|V - \bar{v}_n\|_\xi$ can be likewise derived as in above analysis. As can be seen from the above analysis, the convergence rate of the GTD algorithms family is

$$(\text{GTD/GTD2}) : O\left(\frac{\tau + \|A\|_2 + \sigma}{\sqrt{n}}\right) \quad (34)$$

In this section, we raise an interesting question: how fast can the GTD algorithms be? To answer this, let's review the convex-concave formulation of GTD2. According to convex programming complexity theory [Juditsky *et al.*, 2008], the un-improvable convergence rate of stochastic saddle-point problem (14) is

$$(\text{Optimal}) : O\left(\frac{\tau}{n^2} + \frac{\|A\|_2}{n} + \frac{\sigma}{\sqrt{n}}\right) \quad (35)$$

There are many ready stochastic saddle-point solvers, such as stochastic Mirror-Prox (SMP) [Juditsky *et al.*, 2008] algorithm, which leads to our proposed GTD2-MP algorithm. Using SMP is able to accelerate the convergence rate to

$$(\text{SMP}) : O\left(\frac{\tau + \|A\|_2}{n} + \frac{\sigma}{\sqrt{n}}\right), \quad (36)$$

and stochastic accelerated primal-dual (SAPD) method [Chen *et al.*, 2013] which can reach the optimal convergence rate in (35). Due to space limitations and the major focus of this paper, it is not possible to squeeze corresponding background knowledge such as accelerated gradient into this paper. We refer interested readers to Juditsky *et al.* [2008]; Chen *et al.* [2013] for more details.

5.2 Learning with Biased ρ_t

The importance weight factor ρ_t is lower bounded by 0, but yet may have an arbitrarily large upper bound. In real applications, the importance weight factor ρ_t may not be estimated exactly, i.e., the estimation $\hat{\rho}_t$ is a biased estimation of the true ρ_t . To this end, the stochastic gradient we obtained is not unbiased gradient of $L(\theta, y)$ anymore. This falls into a broad category of learning with inexact stochastic gradient, or termed as stochastic gradient methods with an inexact oracle [Devolder, 2011]. Given the

inexact stochastic gradient, the convergence rate and performance bound become much worse than the results with exact stochastic gradient. Based on the analysis by Juditsky *et al.* [2008], we have the error bound for inexact estimation of ρ_t .

Proposition 6. Let $\bar{\theta}_n$ be defined as above. Assume at the t -th iteration, $\hat{\rho}_t$ is the estimation of the importance weight factor ρ_t with bounded bias such that $\mathbb{E}[\hat{\rho}_t - \rho_t] \leq \epsilon$. The convergence rates of GTD/GTD2 algorithms with iterative averaging is as follows, i.e.,

$$\|A\bar{\theta}_n - b\|_{M^{-1}}^2 \leq O\left(\frac{\tau + \|A\|_2 + \sigma}{\sqrt{n}}\right) + O(\epsilon) \quad (37)$$

This implies that the inexact estimation of ρ_t may cause disastrous estimation error, which implies that an exact estimation of ρ_t is very important.

5.3 Finite-Sample Analysis of Online Learning

Another more challenging scenario is online learning scenario, where the samples are interactively generated by the environment, or by an interactive agent. The difficulty lies in that the sample distribution does not follow i.i.d sampling condition anymore, but follows an underlying Markov chain \mathcal{M} . If the Markov chain \mathcal{M} 's mixing time is small enough, i.e., the sample distribution reduces to the stationary distribution of π_b very fast, our analysis still applies. However, it is usually the case that the underlying Markov chain's mixing time τ_{mix} is not small enough. The analysis result can be obtained by extending the result of a recent work [Duchi *et al.*, 2012] from strongly convex loss functions to saddle-point problems, which is non-trivial and is thus left for future work.

5.4 Discussion of TDC Algorithm

Now we discuss the limitation of our analysis on the temporal difference with correction (TDC) algorithm [Sutton *et al.*, 2009]. To our dismay, TDC algorithm seems not to have an explicit saddle-point representation, since it incorporates the information of the optimal $y_t^*(\theta_t)$ into the update of θ_t , a quasi-stationary condition which is commonly used in two-time-scale stochastic approximation approaches. An intuitive answer to the advantage of TDC over GTD2 is that the TDC update of θ_t can be considered as incorporating the prior knowledge into the update rule: for a stationary θ_t , if the optimal $y_t^*(\theta_t)$ has a closed-form solution or is easy to compute, then incorporating this $y_t^*(\theta_t)$ into the update law tends to accelerate the algorithm's convergence performance. For the GTD2 update, note that there is a sum of two terms where y_t appears, which are $\rho_t(\phi_t - \gamma\phi'_t)(y_t^T \phi_t) = \rho_t\phi_t(y_t^T \phi_t) - \gamma\rho_t\phi'_t(y_t^T \phi_t)$. Replacing y_t in the first term with $y_t^*(\theta_t) = \mathbb{E}[\phi_t\phi_t^T]^{-1}\mathbb{E}[\rho_t\delta_t(\theta_t)\phi_t]$, we have the TDC update rule. Note that different from GTD/GTD2, TDC is a two-time

scale algorithm; Also, note that TDC does not minimize *any* objective functions and the convergence of TDC requires more restrictions than GTD2 as shown by Sutton *et al.* [2009].

6 Empirical Evaluation

In this section, we report comparison studies between GTD2 and GTD2-MP in various domains on value function approximation performance study. It should be mentioned that since the major focus of this paper is on policy evaluation, the comparative study focuses on value function approximation and thus comparisons on control learning performance is not reported in this paper.

6.1 Baird Domain

The Baird example [Baird, 1995] is a well-known example to test the performance of off-policy convergent algorithms. Constant stepsize $\alpha = 0.005$ for GTD2 and $\alpha = 0.004$ for GTD2-MP, which are chosen via comparison studies as in [Dann *et al.*, 2014]. Figure 1 shows the MSPBE curve of GTD2, GTD2-MP of 8000 steps averaged over 200 runs. We can see that GTD2-MP has a significant improvement over the GTD2 algorithm wherein both the mean of MSPBE and the variance are substantially reduced.

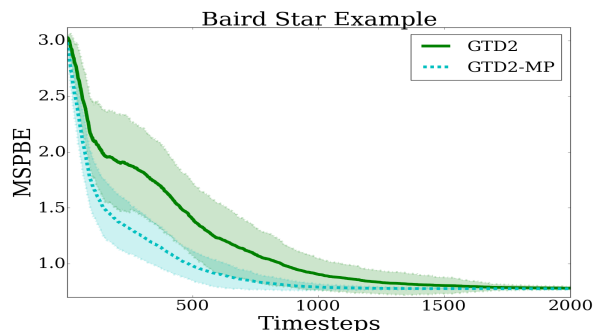


Figure 1: Off-Policy Convergence Comparison

6.2 50-State Chain Domain

The 50 state chain [Lagoudakis and Parr, 2003] is a standard MDP domain. There are 50 discrete states $\{s_i\}_{i=1}^{50}$ and two actions moving the agent left $s_i \rightarrow s_{\max(i-1,1)}$ and right $s_i \rightarrow s_{\min(i+1,50)}$. The actions succeed with probability 0.9; failed actions move the agent in the opposite direction. The discount factor is $\gamma = 0.9$. The agent receives a reward of +1 when in states s_{10} and s_{41} . All other states have a reward of 0. In this experiment, we compare the performance of the value approximation w.r.t different set of stepsizes $\alpha = 0.0001, 0.001, 0.01, 0.1, 0.2, \dots, 0.9$ using the BEBF basis [Parr *et al.*, 2007], and Figure 2 shows the

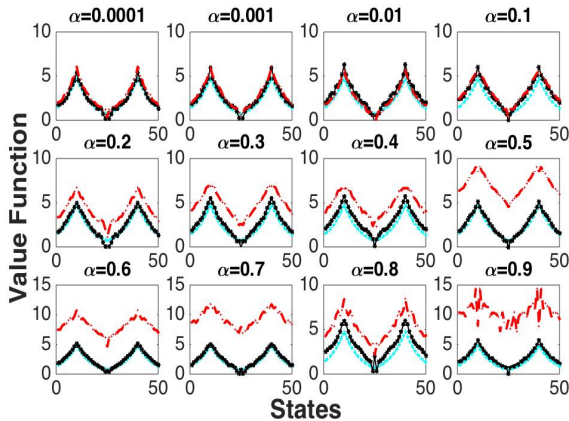


Figure 2: Chain Domain

value function approximation result, where the cyan curve is the true value function, the red dashed curve is the GTD result, and the black curve is the GTD2-MP result. From the figure, one can see that GTD2-MP is much more robust with stepsize choice than the GTD2 algorithm.

6.3 Energy Management Domain

In this experiment we compare the performance of the algorithms on an energy management domain. The decision maker must decide how much energy to purchase or sell subject to stochastic prices. This problem is relevant in the context of utilities as well as in settings such as hybrid vehicles. The prices are generated from a Markov chain process. The amount of available storage is limited and it also degrades with use. The degradation process is based on the physical properties of lithium-ion batteries and discourages fully charging or discharging the battery. The energy arbitrage problem is closely related to the broad class of inventory management problems, with the storage level corresponding to the inventory. However, there are no known results describing the structure of optimal threshold policies in energy storage.

Note that since for this off-policy evaluation problem, the formulated $A\theta = b$ does not have a solution, and thus the optimal MSPBE(θ^*) (resp. MSBE(θ^*)) do not reduce to 0. The result is averaged over 200 runs, and $\alpha = 0.001$ for both GTD2 and GTD2-MP is chosen via comparison studies for each algorithm. As can be seen from Figure 3, in the initial transit state, GTD2-MP performs much better than GTD2 at the transient state. Then after reaching the steady state, as can be seen from Table 1, we can see that GTD2-MP reaches better steady state solution than the GTD algorithm.

Based on the above empirical results and many other experiments we have conducted in other domains, we can conclude that GTD2-MP usually performs much better than the

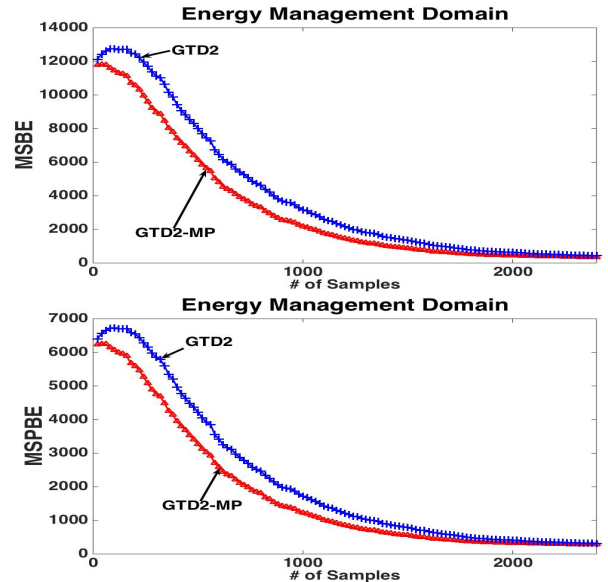


Figure 3: Energy Management Example

Table 1: Steady State Performance Comparison

Algorithm	MSPBE	MSBE
GTD2	176.4	228.7
GTD2-MP	138.6	191.4

“vanilla” GTD2 algorithm.

7 Summary

In this paper, we address the finite-sample analysis of off-policy convergent gradient-based temporal difference learning algorithms such as GTD and GTD2. Both error bound and performance bound are provided, which shows that the value function approximation bound of the GTD algorithms family is $O\left(\frac{d}{n^{1/4}}\right)$. Further, two revised algorithms, namely the projected GTD2 algorithm and the accelerated GTD2-MP algorithm, are proposed. There are many interesting directions for future research. One interesting direction is to investigate the convergence rate and performance bound for the TDC algorithm, to which our method does not apply. The other is to explore tighter value function approximation bounds for off-policy learning. It should be emphasized again that thus far there is very little research on the performance analysis of off-policy learning algorithms, which is not in accordance with the importance of off-policy learning. Another interesting direction, which is more challenging, is to explore the finite-sample analysis of online off-policy learning methods, i.e., the interactive agent generates the samples iteratively via behavior policy π_b to online evaluate the target policy π . Here, the challenge is that the samples are not i.i.d any more, and certain mixing condition of the underlying Markov chain need to be assumed.

References

- A. Antos, Cs. Szepesvári, and R. Munos. Learning near-optimal policies with Bellman-residual minimization based fitted policy iteration and a single sample path. *Machine Learning Journal*, 71:89–129, 2008.
- B. Ávila Pires and C. Szepesvári. Statistical linear estimation with penalized estimators: an application to reinforcement learning. In *Proceedings of the 29th International Conference on Machine Learning*, pages 1535–1542, 2012.
- L. C. Baird. Residual algorithms: Reinforcement learning with function approximation. In *International Conference on Machine Learning*, pages 30–37, 1995.
- D. Bertsekas and J. Tsitsiklis. *Neuro-Dynamic Programming*. Athena Scientific, Belmont, Massachusetts, 1996.
- S. Bhatnagar, R. Sutton, M. Ghavamzadeh, and M. Lee. Natural actor-critic algorithms. *Automatica*, 45(11):2471–2482, 2009.
- V. Borkar. *Stochastic Approximation: A Dynamical Systems Viewpoint*. Cambridge University Press, 2008.
- S. Bradtke and A. Barto. Linear least-squares algorithms for temporal difference learning. *Machine Learning*, 22:33–57, 1996.
- S. Bubeck. Theory of convex optimization for machine learning. *arXiv:1405.4980*, 2014.
- Y. Chen, G. Lan, and Y. Ouyang. Optimal primal-dual methods for a class of saddle point problems. *arXiv:1309.5548*, 2013.
- C. Dann, G. Neumann, and J. Peters. Policy evaluation with temporal differences: A survey and comparison. *Journal of Machine Learning Research*, 15:809–883, 2014.
- O. Devolder. Stochastic first order methods in smooth convex optimization. Technical report, Université catholique de Louvain, Center for Operations Research and Econometrics, 2011.
- J. Duchi, A. Agarwal, M. Johansson, and M. Jordan. Ergodic mirror descent. *SIAM Journal on Optimization*, 22(4):1549–1578, 2012.
- M. Geist, B. Scherrer, A. Lazaric, and M. Ghavamzadeh. A Dantzig Selector Approach to Temporal Difference Learning. In *International Conference on Machine Learning*, pages 1399–1406, 2012.
- M. Ghavamzadeh, A. Lazaric, O. Maillard, and R. Munos. LSTD with Random Projections. In *Proceedings of the International Conference on Neural Information Processing Systems*, pages 721–729, 2010.
- M. Ghavamzadeh, A. Lazaric, R. Munos, and M. Hoffman. Finite-Sample Analysis of Lasso-TD. In *Proceedings of the 28th International Conference on Machine Learning*, pages 1177–1184, 2011.
- A. Juditsky and A. Nemirovski. *Optimization for Machine Learning*. MIT Press, 2011.
- A. Juditsky, A. Nemirovskii, and C. Tauvel. Solving variational inequalities with stochastic mirror-prox algorithm. *arXiv:0809.0815*, 2008.
- S. Kakade and J. Langford. Approximately optimal approximate reinforcement learning. In *Proceedings of the Nineteenth International Conference on Machine Learning*, pages 267–274, 2002.
- Z. Kolter. The Fixed Points of Off-Policy TD. In *Advances in Neural Information Processing Systems 24*, pages 2169–2177, 2011.
- M. Lagoudakis and R. Parr. Least-squares policy iteration. *Journal of Machine Learning Research*, 4:1107–1149, 2003.
- A. Lazaric, M. Ghavamzadeh, and R. Munos. Analysis of a classification-based policy iteration algorithm. In *Proceedings of the Twenty-Seventh International Conference on Machine Learning*, pages 607–614, 2010.
- A. Lazaric, M. Ghavamzadeh, and R. Munos. Finite-Sample Analysis of LSTD. In *Proceedings of 27th International Conference on Machine Learning*, pages 615–622, 2010.
- A. Lazaric, M. Ghavamzadeh, and R. Munos. Finite-sample analysis of least-squares policy iteration. *Journal of Machine Learning Research*, 13:3041–3074, 2012.
- H. Maei. *Gradient temporal-difference learning algorithms*. PhD thesis, University of Alberta, 2011.
- R. Munos and Cs. Szepesvári. Finite time bounds for fitted value iteration. *Journal of Machine Learning Research*, 9:815–857, 2008.
- A. Nemirovski, A. Juditsky, G. Lan, and A. Shapiro. Robust stochastic approximation approach to stochastic programming. *SIAM Journal on Optimization*, 19:1574–1609, 2009.
- R. Parr, C. Painter-Wakefield, L. Li, and M. Littman. Analyzing feature generation for value function approximation. In *Proceedings of the International Conference on Machine Learning*, pages 737–744, 2007.
- LA Prashanth, N. Korda, and R. Munos. Fast LSTD using stochastic approximation: Finite time analysis and application to traffic control. In *Machine Learning and Knowledge Discovery in Databases*, pages 66–81. Springer, 2014.
- R. Sutton and A. G. Barto. *Reinforcement Learning: An Introduction*. MIT Press, 1998.
- R. Sutton, C. Szepesvári, and H. Maei. A convergent $o(n)$ algorithm for off-policy temporal-difference learning with linear function approximation. In *Neural Information Processing Systems*, pages 1609–1616, 2008.
- R. Sutton, H. Maei, D. Precup, S. Bhatnagar, D. Silver, C. Szepesvári, and E. Wiewiora. Fast gradient-descent methods for temporal-difference learning with linear function approximation. In *International Conference on Machine Learning*, pages 993–1000, 2009.
- C. Szepesvári. Algorithms for reinforcement learning. *Synthesis Lectures on Artificial Intelligence and Machine Learning*, 4(1):1–103, 2010.
- M. Tagorti and B. Scherrer. Rate of convergence and error bounds for LSTD (λ). *arXiv:1405.3229*, 2014.
- H. Yu. Least squares temporal difference methods: An analysis under general conditions. *SIAM Journal on Control and Optimization*, 50(6):3310–3343, 2012.

A Proof of Proposition 3

Proof. The proof of Proposition 3 mainly relies on Proposition 3.2 in Nemirovski *et al.* [2009]. We just need to map our convex-concave *stochastic* saddle-point problem in Eq. 14, i.e.,

$$\min_{\theta \in \Theta} \max_{y \in Y} \left(L(\theta, y) = \langle b - A\theta, y \rangle - \frac{1}{2} \|y\|_M^2 \right)$$

to the one in Section 3 of Nemirovski *et al.* [2009] and show that it satisfies all the conditions necessary for their Proposition 3.2. Assumption 2 guarantees that our feasible sets Θ and Y satisfy the conditions in Nemirovski *et al.* [2009], as they are non-empty bounded closed convex subsets of \mathbb{R}^d . We also see that our objective function $L(\theta, y)$ is *convex* in $\theta \in \Theta$ and *concave* in $y \in Y$, and also *Lipschitz continuous* on $\Theta \times Y$. It is known that in the above setting, our saddle-point problem in Eq. 14 is solvable, i.e., the corresponding *primal* and *dual* optimization problems: $\min_{\theta \in \Theta} [\max_{y \in Y} L(\theta, y)]$ and $\max_{y \in Y} [\min_{\theta \in \Theta} L(\theta, y)]$ are solvable with equal optimal values, denoted L^* , and pairs (θ^*, y^*) of optimal solutions to the respective problems from the set of saddle points of $L(\theta, y)$ on $\Theta \times Y$.

For our problem, the *stochastic sub-gradient vector* G is defined as

$$G(\theta, y) = \begin{bmatrix} G_\theta(\theta, y) \\ -G_y(\theta, y) \end{bmatrix} = \begin{bmatrix} -\hat{A}_t^\top y \\ -(\hat{b}_t - \hat{A}_t \theta - \hat{M}_t y) \end{bmatrix}.$$

This guarantees that the *deterministic sub-gradient vector*

$$g(\theta, y) = \begin{bmatrix} g_\theta(\theta, y) \\ -g_y(\theta, y) \end{bmatrix} = \begin{bmatrix} \mathbb{E}[G_\theta(\theta, y)] \\ -\mathbb{E}[G_y(\theta, y)] \end{bmatrix}$$

is well-defined, i.e., $g_\theta(\theta, y) \in \partial_\theta L(\theta, y)$ and $g_y(\theta, y) \in \partial_y L(\theta, y)$.

We also consider the Euclidean stochastic approximation (E-SA) setting in Nemirovski *et al.* [2009] in which the *distance generating functions* $\omega_\theta : \Theta \rightarrow \mathbb{R}$ and $\omega_y : Y \rightarrow \mathbb{R}$ are simply defined as

$$\omega_\theta = \frac{1}{2} \|\theta\|_2^2, \quad \omega_y = \frac{1}{2} \|y\|_2^2,$$

modulus 1 w.r.t. $\|\cdot\|_2$, and thus, $\Theta^o = \Theta$ and $Y^o = Y$ (see pp. 1581 and 1582 in Nemirovski *et al.* 2009). This allows us to equip the set $Z = \Theta \times Y$ with the distance generating function

$$\omega(z) = \frac{\omega_\theta(\theta)}{2D_\theta^2} + \frac{\omega_y(y)}{2D_y^2},$$

where D_θ and D_y defined in Assumption 2.

Now that we consider the Euclidean case and set the norms to ℓ_2 -norm, we can compute upper-bounds on the expectation of the dual norm of the stochastic sub-gradients

$$\mathbb{E} [\|G_\theta(\theta, y)\|_{*,\theta}^2] \leq M_{*,\theta}^2, \quad \mathbb{E} [\|G_y(\theta, y)\|_{*,y}^2] \leq M_{*,y}^2,$$

where $\|\cdot\|_{*,\theta}$ and $\|\cdot\|_{*,y}$ are the dual norms in Θ and Y , respectively. Since we are in the Euclidean setting and use the ℓ_2 -norm, the dual norms are also ℓ_2 -norm, and thus, to compute $M_{*,\theta}$, we need to upper-bound $\mathbb{E} [\|G_\theta(\theta, y)\|_2^2]$ and $\mathbb{E} [\|G_y(\theta, y)\|_2^2]$.

To bound these two quantities, we use the following equality that holds for any random variable x :

$$\mathbb{E}[\|x\|_2^2] = \mathbb{E}[\|x - \mu_x\|_2^2] + \|\mu_x\|_2^2,$$

where $\mu_x = \mathbb{E}[x]$. Here how we bound $\mathbb{E} [\|G_\theta(\theta, y)\|_2^2]$,

$$\begin{aligned} \mathbb{E} [\|G_\theta(\theta, y)\|_2^2] &= \mathbb{E} [\|\hat{A}_t^\top y\|_2^2] \\ &= \mathbb{E} [\|\hat{A}_t^\top y - A^\top y\|_2^2] + \|A^\top y\|_2^2 \\ &\leq \sigma_2^2 + (\|A\|_2 \|y\|_2)^2 \\ &\leq \sigma_2^2 + \|A\|_2^2 R^2, \end{aligned}$$

where the first inequality is from the definition of σ_3 in Eq. 20 and the consistent inequality of the matrix norm, and the second inequality comes from the boundedness of the feasible sets in Assumption 2. Similarly we bound $\mathbb{E} [\|G_y(\theta, y)\|_2^2]$ as follows:

$$\begin{aligned} \mathbb{E} [\|G_y(\theta, y)\|_2^2] &= \mathbb{E} [\|\hat{b}_t - \hat{A}_t \theta - \hat{M}_t y\|_2^2] \\ &= \|b - A\theta + My\|_2^2 \\ &\quad + \mathbb{E} [\|\hat{b}_t - \hat{A}_t \theta - \hat{M}_t y - (b - A\theta - My)\|_2^2] \\ &\leq (\|b\|_2 + \|A\|_2 \|\theta\|_2 + \tau \|y\|_2)^2 + \sigma_1^2 \\ &\leq (\|b\|_2 + (\|A\|_2 + \tau)R)^2 + \sigma_1^2, \end{aligned}$$

where these inequalities come from the definition of σ_1 in Eq. 20 and the boundedness of the feasible sets in Assumption 2. This means that in our case we can compute $M_{*,\theta}^2, M_{*,y}^2$ as

$$\begin{aligned} M_{*,\theta}^2 &= \sigma_2^2 + \|A\|_2^2 R^2, \\ M_{*,y}^2 &= (\|b\|_2 + (\|A\|_2 + \tau)R)^2 + \sigma_1^2, \end{aligned}$$

and as a result

$$\begin{aligned} M_*^2 &= 2D_\theta^2 M_{*,\theta}^2 + 2D_y^2 M_{*,y}^2 = 2R^2 (M_{*,\theta}^2 + M_{*,y}^2) \\ &= R^2 \left(\sigma^2 + \|A\|_2^2 R^2 + (\|b\|_2 + (\|A\|_2 + \tau)R)^2 \right) \\ &\leq (R^2 (2\|A\|_2 + \tau) + R(\sigma + \|b\|_2))^2, \end{aligned}$$

where the inequality comes from the fact that $\forall a, b, c \geq 0, a^2 + b^2 + c^2 \leq (a + b + c)^2$. Thus, we may write M_* as

$$M_* = R^2 (2\|A\|_2 + \tau) + R(\sigma + \|b\|_2). \quad (38)$$

Now we have all the pieces ready to apply Proposition 3.2 in Nemirovski *et al.* [2009] and obtain a high-probability bound on $\text{Err}(\bar{\theta}_n, \bar{y}_n)$, where $\bar{\theta}_n$ and \bar{y}_n (see Eq. 17) are the outputs of the revised GTD algorithm in Algorithm 2.

From Proposition 3.2 in Nemirovski *et al.* [2009], if we set the step-size in Algorithm 2 (our revised GTD algorithm) to $\alpha_t = \frac{2c}{M_*\sqrt{5n}}$, where $c > 0$ is a positive constant, M_* is defined by Eq. 38, and n is the number of training samples in \mathcal{D} , with probability of at least $1 - \delta$, we have

$$\text{Err}(\bar{\theta}_n, \bar{y}_n) \leq \sqrt{\frac{5}{n}}(8+2\log\frac{2}{\delta})R^2\left(2\|A\|_2 + \tau + \frac{\|b\|_2 + \sigma}{R}\right). \quad (39)$$

Note that we obtain Eq. 39 by setting $c = 1$ and the ‘‘light-tail’’ assumption in Eq. 22 guarantees that we satisfy the condition in Eq. 3.16 in Nemirovski *et al.* [2009], which is necessary for the high-probability bound in their Proposition 3.2 to hold. The proof is complete by replacing $\|A\|_2$ and $\|b\|_2$ from Lemma 2. \square

B Proof of Proposition 4

Proof. From Lemma 3, we have

$$V - \bar{v}_n = (I - \gamma\Pi P)^{-1} \times [(V - \Pi V) + \Phi C^{-1}(b - A\bar{\theta}_n)].$$

Applying ℓ_2 -norm w.r.t. the distribution ξ to both sides of this equation, we obtain

$$\|V - \bar{v}_n\|_\xi \leq \|(I - \gamma\Pi P)^{-1}\|_\xi \times (\|V - \Pi V\|_\xi + \|\Phi C^{-1}(b - A\bar{\theta}_n)\|_\xi). \quad (40)$$

Since P is the kernel matrix of the target policy π and Π is the orthogonal projection w.r.t. ξ , the stationary distribution of π , we may write

$$\|(I - \gamma\Pi P)^{-1}\|_\xi \leq \frac{1}{1 - \gamma}.$$

Moreover, we may upper-bound the term $\|\Phi C^{-1}(b - A\bar{\theta}_n)\|_\xi$ in (40) using the following inequalities:

$$\begin{aligned} \|\Phi C^{-1}(b - A\bar{\theta}_n)\|_\xi &\leq \|\Phi C^{-1}(b - A\bar{\theta}_n)\|_2 \sqrt{\xi_{\max}} \\ &\leq \|\Phi\|_2 \|C^{-1}\|_2 \|(b - A\bar{\theta}_n)\|_{M^{-1}} \sqrt{\tau\xi_{\max}} \\ &\leq (L\sqrt{d})\left(\frac{1}{\nu}\right) \sqrt{2\text{Err}(\bar{\theta}_n, \bar{y}_n)} \sqrt{\tau\xi_{\max}} \\ &= \frac{L}{\nu} \sqrt{2d\tau\xi_{\max}\text{Err}(\bar{\theta}_n, \bar{y}_n)}, \end{aligned}$$

where the third inequality is the result of upper-bounding $\|(b - A\bar{\theta}_n)\|_{M^{-1}}^{-1}$ using Eq. 28 and the fact that $\nu = 1/\|C^{-1}\|_2^2 = 1/\lambda_{\max}(C^{-1}) = \lambda_{\min}(C)$ (ν is the smallest eigenvalue of the covariance matrix C). \square

C Proof of Proposition 5

Proof. Using the triangle inequality, we may write

$$\|V - \bar{v}_n\|_\xi \leq \|\bar{v}_n - \Phi\theta^*\|_\xi + \|V - \Phi\theta^*\|_\xi. \quad (41)$$

The second term on the right-hand side of Eq. 41 can be upper-bounded by Lemma 4. Now we upper-bound the first term as follows:

$$\begin{aligned} \|\bar{v}_n - \Phi\theta^*\|_\xi^2 &= \|\Phi\bar{\theta}_n - \Phi\theta^*\|_\xi^2 \\ &= \|\bar{\theta}_n - \theta^*\|_C^2 \\ &\leq \|\bar{\theta}_n - \theta^*\|_{A^\top M^{-1}A}^2 \|(A^\top M^{-1}A)^{-1}\|_2 \|C\|_2 \\ &= \|A(\bar{\theta}_n - \theta^*)\|_{M^{-1}}^2 \|(A^\top M^{-1}A)^{-1}\|_2 \|C\|_2 \\ &= \|A\bar{\theta}_n - b\|_{M^{-1}}^2 \frac{\tau_C}{\sigma_{\min}(A^\top M^{-1}A)}, \end{aligned}$$

where $\tau_C = \sigma_{\max}(C)$ is the largest singular value of C , and $\sigma_{\min}(A^\top M^{-1}A)$ is the smallest singular value of $A^\top M^{-1}A$. Using the result of Theorem 1, with probability at least $1 - \delta$, we have

$$\frac{1}{2} \|A\bar{\theta}_n - b\|_{M^{-1}}^2 \leq \tau\xi_{\max}\text{Err}(\bar{\theta}_n, \bar{y}_n). \quad (42)$$

Thus,

$$\|\bar{v}_n - \Phi\theta^*\|_\xi^2 \leq \frac{2\tau_C\tau\xi_{\max}}{\sigma_{\min}(A^\top M^{-1}A)} \text{Err}(\bar{\theta}_n, \bar{y}_n) \quad (43)$$

From Eqs. 41, 32, and 43, the result of Eq. 33 can be derived, which completes the proof. \square