

Overlaid species forests

K.T. Huber¹, V. Moulton¹, G. E. Scholz²

Abstract

Introgression is an evolutionary process in which genes or other types of genetic material are introduced into a genome. It is an important evolutionary process that can, for example, play a fundamental role in speciation. Recently the concept of an overlaid species forest was introduced to represent introgression histories. Basically this approach takes a putative gene history in the form of a phylogenetic gene tree and tries to overlay this onto a forest which usually consists of a collection of lineage trees for the species of interest. The result is a network called an overlaid species forest in which genes jump or introgress between lineages. In this paper we study properties of overlaid species forests, showing that they have various connections with models for lateral gene transfer, maximum parsimony, and unfolding of phylogenetic networks. In particular, we show that a certain algorithm called OSF-BUILDER for constructing overlaid species forests is guaranteed to produce a special type of overlaid species forest with a minimum number introgressions, as well as providing some characterizations for networks that can arise from overlaid species forests. We expect that these results will be useful in developing new methods for representing introgression histories, a growing area of interest in phylogenetics.

Keywords: phylogenetic network, introgression model, overlaid species forest (osf), unfolding
2008 MSC: 05C90, 92D15

1. Introduction

Introgression is an evolutionary process in which genes or other types of genetic material are introduced into a genome [6]. It is an important process since it can, for example, help species adapt to or expand into new environments [7]. Introgression is a wide-spread phenomenon in plants and animals, and it often arises when species belonging to distinct lineages of the same species hybridize [13]. Some striking examples of introgression include genes introduced by Neanderthals into modern humans [14] and genetically modified crop genes moving into their wild relatives [19]. Other examples are given in e.g. [13, 23]. Although several approaches have

*Corresponding author: K.T. Huber

Email addresses: k.huber@uea.ac.uk (K.T. Huber), v.moulton@uea.ac.uk (V. Moulton), gllm.scholz@gmail.com (G. E. Scholz)

¹School of Computing Sciences, University of East Anglia, UK

²Laboratoire d'Informatique, de Robotique et de Microélectronique de Montpellier (LIRMM), Université de Montpellier, Montpellier, France.

been introduced to detect introgression (e.g. the ABBA/BABA test [18]), to date relatively few approaches have been proposed for reconstructing explicit evolutionary scenarios which involve introgression (see [17, 21] for some examples).

Recently, a new method was introduced for constructing introgression histories which involves overlaying a species forest F with a gene tree G [15]. In this method, F usually represents a collection of lineage trees for a certain species (e.g. butterflies), and G the evolutionary history of some gene which jumps or introgresses between the lineages (e.g. genes which affect butterfly wing colouring). Both are linked via the map ϕ from the leaf-set of G to the leaf-set of F which is given by taking a gene to the species in which it resides, giving a triple (G, F, ϕ) which we call a *forest triple*. For example, in Figure 1 we present a gene tree G and a forest F consisting of two trees T_1 and T_2 together with the map ϕ which takes lower case labels on G to their labels in capitals in F (e.g. $\phi(b) = B$). Based on this information, we then look for ways to overlay G onto the forest F , i.e. map the vertex set of G to the vertex set of F whilst respecting ϕ and other conditions of ancestry, so as to represent the introgression history of the gene in question. For example, in Figure 1(c), we present one possible mapping ψ of the vertex set of the depicted gene tree G to the vertex set of the forest F also depicted in the figure. We call such a mapping an *overlaid species forests* or OSF for short.

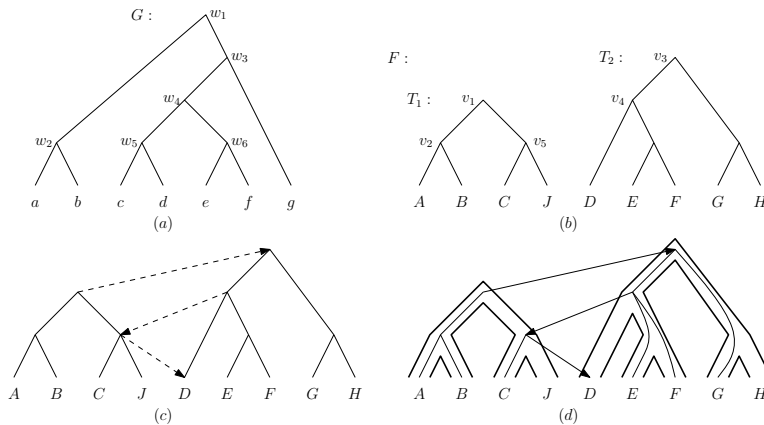


Figure 1: A forest triple where G is the tree in (a), F is the forest $\{T_1, T_2\}$ in (b) and ϕ is the map that takes every leaf of G to the corresponding leaf of F in capitals. (c) A representation of an OSF ψ for (G, F, ϕ) where $\psi(w_i) = v_i$ for $i = 1, 2, 3, 5$ and $\psi(w_6) = \psi(w_4) = v_4$. The dashed edges are contact arcs. This representation is visualised in more detail in (d).

In this paper, we shall study properties of OSFs. We begin by introducing some notation in Section 2, and reviewing the OSF-BUILDER algorithm. This algorithm is introduced in [15] and, for a given forest triple, aims to produce an OSF that minimizes the number of times that a gene introgresses between lineages. The rationale behind this is that introgression is thought to be relatively infrequent in nature. In Section 3, we show that the OSF-BUILDER algorithm is guaranteed to produce an optimal OSF, and that this OSF is of a special form, called a *strict OSF* (Theorem 3.3). This type of OSF is related to a well-studied tree reconciliation model for representing lateral gene transfer for trees introduced in [20], the main difference being that in our

model a tree is replaced by a forest. Our approach to proving this result uses the close relationship between the OSF-BUILDER algorithm and the Fitch-Hartigan algorithm for computing most parsimonious trees [4, 8].

In Section 4 we then look more deeply into structural properties of OSFs. Since each OSF can be visualized in terms of a network, as depicted in e.g. Figure 1(c), it is thus of interest to find characterizations for those networks which arise from OSFs. We call such networks *valid networks*. Note that this is related to the problem of characterizing tree-based networks [5], a problem that has recently received a great deal of attention in the literature (see Section 7 for more details). In Section 4 we show that a network is a valid network if and only if it can be obtained by applying OSF-BUILDER algorithm to some forest triple (Theorem 4.2). Then, in Section 5 we present a structural characterization of valid networks (Theorem 5.3). To prove this result, we use a variation of the process of “unfolding” a phylogenetic network [11].

In Section 6.2, we consider the affect of changing the gene tree and species forest has on the number of arcs contained in an optimal network corresponding to a forest triple. This is of interest because it helps to shed light on how noise in a forest triple can affect the OSF’s generated by the OSF-BUILDER algorithm. In particular, we provide upper bounds on the amount that the optimal score for an OSF can change by in terms of the number of *subtree prune and regraft (SPR) operations* that alter a gene tree or forest (Theorems 6.1 and 6.2). We do this by exploiting some results in [3] which relate the so-called maximum parsimony and SPR-distances between two phylogenetic trees. In the last section we conclude by briefly discussing some possible future directions.

2. Preliminaries

In what follows, we assume X is a finite set with $|X| \geq 2$ and that all graphs are directed unless otherwise stated, and without loops.

2.1. Networks

Let G be a directed graph. We denote the vertex set of G by $V(G)$ and its set of arcs by $A(G)$. We denote an arc a from a vertex $u \in V(G)$ to a vertex $v \in V(G)$ by $a = (u, v)$ and refer to u as *tail*(a) and to v as *head*(a), respectively. A *walk* in G is a sequence of vertices v_1, \dots, v_m in $V(G)$, $m \geq 1$, such that $(v_i, v_{i+1}) \in A(G)$, $1 \leq i \leq m - 1$. A *trail* in G is a walk with no repeated arcs, and a *path* is a trail with no repeated vertices. A *cycle* in G is a trail of the form v_1, \dots, v_m, v_1 , $m \geq 2$ where v_1, \dots, v_m is a path. We say that G is *connected* if its underlying (undirected) graph is connected (note that the underlying graph might contain multi-edges).

We denote by $outdeg_G(v) = outdeg(v)$ the number of outgoing arcs of a vertex $v \in V(G)$ and by $indeg_G(v) = indeg(v)$ its number of incoming arcs. We call a vertex $v \in V(G)$ with $indeg(v) = 1$ and $outdeg(v) = 0$ a *leaf* of G and denote by $L(G)$ the set of leaves of G . We call a vertex $v \in V(G)$ with $indeg(v) = 0$ and $outdeg(v) \geq 2$ a *root* of G .

A *network* (on X) is a directed graph G which satisfies:

(N1) $X \subseteq V(G)$,

(N2) if $v \in V(G)$ such that $indeg(v) = 1 = outdeg(v)$ then $v \in X$,

(N3) $\{v \in V(G) : \text{indeg}(v) = 0\} \cap X = \emptyset$, and

(N4) $\{v \in V(G) : \text{outdeg}(v) = 0\} \subseteq X$

Two networks N, N' on X are *isomorphic* if there exists a bijective map $\psi : V(N) \rightarrow V(N')$ that induces a graph isomorphism between N and N' that is the identity on X .

Suppose G is a network and $u, v \in V(G)$. Then we put $u \preceq_G v$ (or just $u \preceq v$) if there is a directed path in G starting at u and ending at v . If $u \preceq_G v$ then we call u an *ancestor* of v (in G), and say that v lies *below* u (in G). Note that a vertex can be its own ancestor. A vertex u is a *child* of a vertex v if $(v, u) \in A(G)$.

A (*rooted*) *phylogenetic tree* T (on X) is a network T whose underlying graph is a tree, that has a single root denoted ρ_T , and leaf set X (and so $L(T)$ has size at least 2, by our assumption on X). We denote the set of leaves of T below u by $\mathcal{C}_T(u)$. For any non-empty subset $Y \subseteq X$, we denote by $\text{lca}_T(Y)$ the unique vertex $v \in V(T)$ that is an ancestor of every element in Y such that no vertex below v and distinct from v is an ancestor of every element of Y . If $Y = \{y_1, \dots, y_k\}$, $k \geq 1$, then we sometimes write $\text{lca}_T(y_1, \dots, y_k)$ rather than $\text{lca}_T(\{y_1, \dots, y_k\})$. Note that $\text{lca}_T(x) = x$, for all $x \in X$.

2.2. Overlaid species forests

A *forest* F is a non-empty set of phylogenetic trees. Note that the leaf set of a forest F is $\bigcup_{T \in F} L(T)$. To reduce notation, we shall also regard a forest as being a graph (whose components are the trees in F), and in case a forest has one element we shall also consider this as being a phylogenetic tree. A vertex in a forest F that is not a leaf is called an *interior vertex* of F . We let $V^0(F)$ denote the set of interior vertices of F . We say that a forest F is *binary* if $\text{outdeg}(v) = 2$ for all interior vertices v of F .

A triple $\mathcal{F} = (G, F, \phi = \phi_{G,F})$ consisting of a phylogenetic tree G , a forest F , and a (leaf) map $\phi = \phi_{G,F} : L(G) \rightarrow L(F)$ is called a *forest triple*. We say that \mathcal{F} is *binary* if both G and F are binary. To ease readability of our examples, we usually denote the leaves of G by lower-case letters (also with indices), and the leaves in F which they map to under ϕ by the corresponding capital letter. Given a forest triple $\mathcal{F} = (G, F, \phi)$, an *overlaid species forest or OSF (for \mathcal{F})*, is a map $\psi : V(G) \rightarrow V(F)$ which satisfies:

(P1) $\psi|_{L(G)} = \phi$.

(P2) If $u, v \in V(G)$ satisfy $u \preceq_G v$ and $\psi(u), \psi(v) \in V(T)$ holds for some $T \in F$ then $\psi(u) \preceq_T \psi(v)$.

(P3) If $u \in V(G)$ is such that $\psi(u) \in V(T)$ for some $T \in F$, then there exists some leaf $v \in \mathcal{C}_G(u)$ such that $\phi(v) \in \mathcal{C}_T(\psi(u))$.

For example, the map $\psi : V(G) \rightarrow V(F)$ given in the caption of Figure 1 is an OSF for the binary forest triple $\mathcal{F} = (G, F, \phi)$ given in that figure.

2.3. The OSF-BUILDER algorithm

Suppose that ψ is an OSF for a forest triple $\mathcal{F} = (G, F, \phi)$. A *contact arc* of ψ is a pair $(\psi(u), \psi(v))$ where $(u, v) \in A(G)$ and $\psi(u) \in V(T)$ and $\psi(v) \in V(T')$ for $T, T' \in F$ distinct. We let $C(\psi)$ denote the multi-set of contact arcs of ψ , with multi-set cardinality $|C(\psi)|$, and we set

$$t(\mathcal{F}) = \min\{|C(\psi)| : \psi \text{ an OSF for } \mathcal{F}\}.$$

In addition, we let $C^*(\psi)$ denote the underlying set of $C(\psi)$. For example, for the OSF ψ in Figure 4, we have $|C(\psi)| = 3$ and $|C^*(\psi)| = 2$. In [15] an algorithm called OSF-BUILDER is introduced for computing an OSF ψ for \mathcal{F} with $|C(\psi)| = t(\mathcal{F})$ which we now briefly review. It is based on the Fitch-Hartigan algorithm for computing the parsimony score of a character on a phylogenetic tree [8] (see also [4]).

Suppose $\mathcal{F} = (G, F, \phi)$ is a forest triple. Consider the map $f = f_{\mathcal{F}} : L(G) \rightarrow F$, which takes each $v \in L(G)$ to the tree $T \in F$ with $\phi(v) \in V(T)$, as being a character³ on $L(G)$. An *extension* \bar{f} of f to $V(G)$ is a map $\bar{f} : V(G) \rightarrow F$ such that $\bar{f}(v) = f(v)$ for all $v \in L(G)$. The *parsimony score* $l_f(G)$ of f on G is then given by taking the minimum, over all extensions \bar{f} of f , of the number of arcs $(u, v) \in V(G)$ with $\bar{f}(u) \neq \bar{f}(v)$ (cf. [16, p.84]).

The OSF-BUILDER algorithm works by first associating to every vertex $v \in V^0(G)$ the set $\sigma(v)$ of trees in F which are assigned most frequently to its children in a bottom-up fashion, starting at the leaves. Then it computes an OSF ψ in a top-down phase as follows. It begins by computing an extension \bar{f} of f . To do this it initializes first $\bar{f}(\rho_G)$ to be any tree in $\sigma(\rho_G)$. Then, moving down G , for any vertex v in $V^0(G)$ with \bar{f} defined on v but not yet on its children, for u a child of v it sets $\bar{f}(u) = \bar{f}(v)$ if $\bar{f}(v)$ is contained in $\sigma(u)$, and otherwise it sets $\bar{f}(u)$ to be any element in $\sigma(u)$. The OSF ψ is then defined by setting

$$\psi(v) = \text{lca}_{\bar{f}(v)}(\{w \in L(\bar{f}(v)) : \text{there exists some leaf } x \in L(G) \text{ below } v \text{ such that } w = \phi(x)\}),$$

for all $v \in V(G)$. In other words, $\psi(v)$ is the last common ancestor of all leaves in the tree $\bar{f}(v)$ that are the image of some leaf in $\mathcal{C}_G(v)$ under ϕ . It follows that OSF-BUILDER computes an OSF ψ on \mathcal{F} such that $|C(\psi)| = l_{f_{\mathcal{F}}}(G)$. See Figure 2 for an example of an OSF computed using OSF-BUILDER.

3. Strict OSFs

In this section we show that the OSF-BUILDER algorithm produces an sOSFs ψ with $|C(\psi)| = t(\mathcal{F})$ (see also [15, Supp. Mat., Theorem 2] for a related, weaker result). We begin by defining this special type of OSF. Suppose that $\mathcal{F} = (G, F, \phi)$ is a forest triple. A *strict overlaid species forest* or *sOSF* (for \mathcal{F}) is a map $\psi : V(G) \rightarrow V(F)$ which satisfies (P1), (P2) and

- (S3) If $u \in V^0(G)$ is such that $\psi(u) \in V(T)$ for some $T \in F$, then there exists a child v of u in G such that $\psi(v)$ is below $\psi(u)$ in T .

³For an arbitrary set Y , a *character* on Y is a map from Y to some finite set.

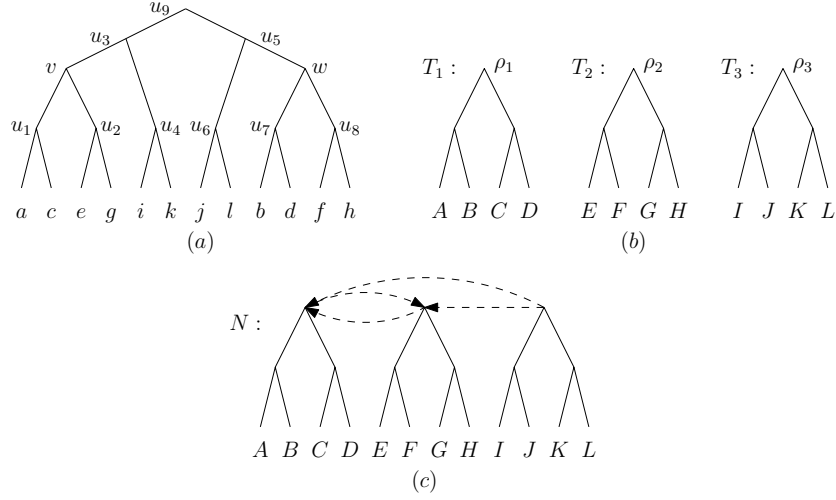


Figure 2: A forest triple \mathcal{F} consisting of the tree G depicted in (a), the forest $F = \{T_1, T_2, T_3\}$ in (b), and leaf-map defined as usual. The network N in (c) is the representation for the OSFs $\psi, \psi' : V(G) \rightarrow V(F)$ on \mathcal{F} given by $\psi(u_i) = \psi'(u_i) = \rho_1$ if $i \in \{1, 7\}$, $\psi(u_i) = \psi'(u_i) = \rho_2$ if $i \in \{2, 8\}$, $\psi(u_i) = \psi'(u_i) = \rho_3$ otherwise, and $\psi(v) = \psi'(v) = \rho_2$ and $\psi(w) = \psi'(w) = \rho_1$.

sOSFs are closely related to DTL-scenarios as defined in [20, p.519], the main difference being that a DTL-scenario is essentially a map from a (phylogenetic) gene tree to a species tree, rather than to a forest. Note that every sOSF for \mathcal{F} is an OSF for \mathcal{F} (see Lemma 3.1) but not conversely (see e.g. Figure 3).

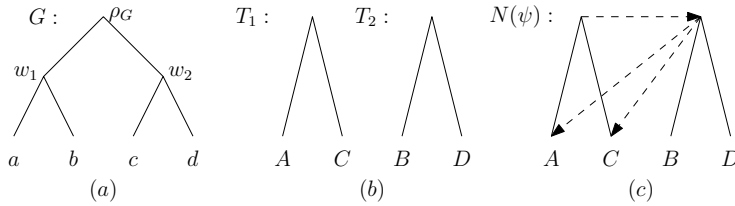


Figure 3: For G the tree in (a), $F = \{T_1, T_2\}$ the forest in (b), and ϕ the corresponding leaf-map, we present in (c) the representation $N(\psi)$ of the OSF $\psi : V(G) \rightarrow V(F)$ for the forest triple (G, F, ϕ) where ψ maps the root of G to the root of T_1 and w_1 and w_2 to the root of T_2 . The dashed arcs are the contact arcs of $N(\psi)$. Note that ψ is not an sOSF for \mathcal{F} because ψ does not satisfy (S3) for ρ_G .

We now present some basic properties of sOSF's.

Lemma 3.1. *Suppose $\mathcal{F} = (G, F, \phi)$ is forest triple.*

(i) *If ψ is an sOSF for \mathcal{F} , then it is an OSF for \mathcal{F} .*

(ii) *If ψ is an OSF for \mathcal{F} output by OSF-BUILDER, then it is an sOSF.*

Proof: (i) We need to show that (P3) holds, that is, if $u \in V(G)$ is such that $\psi(u) \in V(T)$ for some $T \in F$, then there exists some leaf $v \in \mathcal{C}_G(u)$ such that $\phi(v) \in \mathcal{C}_T(\psi(u))$. But this clearly

holds since if $u \in V(G)$, by (S3), we can take a child v of u in G that is mapped by ψ to a vertex below $\psi(u)$, and then repeat this process of applying (S3) for v and its children, until we reach a leaf of G .

(ii) In the top-down phase of OSF-BUILDER, at a vertex v we will always choose one of the children u of v to map to the same tree as v . Then apply (P2) to see that $\psi(u)$ is a vertex below $\psi(v)$. ■

Before proving the main result of this section (Theorem 3.3), we give a useful characterization of the subsets of $A(G)$ of G that can give rise to sOSF's. For a set $I \subseteq A(G)$, we let $G - I$ denote the graph obtained by removing all arcs in I from $A(G)$, which is a set of (not necessarily phylogenetic) trees. Suppose we are given a forest triple $\mathcal{F} = (G, F, \phi)$. We call a set $I \subseteq A(G)$ an *introgression set for \mathcal{F}* if the following hold: (i) if u is a tail of some arc in I , then u is also a tail of some arc in $A(G)$ that is not in I , (ii) if M is a tree in $G - I$, then ϕ maps every leaf of $L(G)$ contained in $V(M)$ to the same tree T_M in F , and (iii) if $M \neq M' \in G - I$ and $u \in V(M)$, $v \in V(M')$ with (u, v) or (v, u) in I , then $T_M \neq T_{M'}$. For example, the set $\{(w_1, a), (w_2, c)\}$ is an introgression set for the forest triple depicted in Figure 3. Note that analogous sets for gene/species tree reconciliations (called transfer sets) are defined in [20].

It is straight-forward to check that for any sOSF ψ for \mathcal{F} , the set of arcs in $A(G)$ which map under ψ to $C(\psi)$ is an introgression set. The following proposition which is analogous to [20, Lemmas 4 and 5] for the DTL-scenario shows that the converse holds. It implies that introgression sets give rise to a partition of the set of sOSF's for \mathcal{F} , where two sOSF's are in the same part if and only if they give rise to the same introgression set for \mathcal{F} .

Proposition 3.2. *Suppose $\mathcal{F} = (G, F, \phi)$ is a forest triple and $I \subseteq A(G)$. Then I is an introgression set for \mathcal{F} if and only if there exists an sOSF ψ for \mathcal{F} such that $C(\psi)$ coincides with the multiset $\{(\psi(u), \psi(v)) : (u, v) \in I\}$.*

Proof: The only if statement follows from the remark preceding the proposition. To see the converse, note that if I is an introgression set for \mathcal{F} , and we let $\psi_I : V(G) \rightarrow V(F)$ be the map given by setting, for all $u \in V(G)$,

$$\psi_I(u) = \text{lca}_{T_M}(\{\phi(g) \in L(T_M) : g \in \mathcal{C}_G(u) \cap V(M)\}),$$

where M is the tree in $G - I$ containing u . Then ψ_I is an sOSF. ■

As mentioned above, for a forest triple \mathcal{F} there exist OSFs for \mathcal{F} that are not sOSFs. Moreover, there exist sOSFs ψ for \mathcal{F} with $|C(\psi)| = t(\mathcal{F})$ which OSF-BUILDER is not able to construct ([15, Fig. 1, Supp. Mat.]). Even so, we now show that, for any forest triple, OSF-BUILDER is guaranteed to produce an optimal OSF that is also an sOSF.

Theorem 3.3. *Suppose $\mathcal{F} = (G, F, \phi)$ is a forest triple. Then*

$$t(\mathcal{F}) = \min\{|C(\psi)| : \psi \text{ is a strict OSF for } \mathcal{F}\}. \quad (1)$$

Moreover, OSF-BUILDER constructs an sOSF ψ for \mathcal{F} with $|C(\psi)| = t(\mathcal{F})$.

Proof: We begin by showing that Equation (1) holds. Given an OSF ψ for \mathcal{F} , we put

$$U(\psi) = \{u \in V^0(G) : (\psi(u), \psi(v)) \in C^*(\psi) \text{ for every child } v \text{ of } u\}.$$

Note that ψ is an sOSF if and only if $U(\psi) = \emptyset$. We claim that if ψ is an OSF for \mathcal{F} that is not an sOSF, then there exists an OSF ψ' for \mathcal{F} such that $|C(\psi)| \geq |C(\psi')|$ and $|U(\psi)| > |U(\psi')|$. Equation (1) then follows since for any OSF ψ for \mathcal{F} we can keep applying this claim until we obtain an sOSF ψ'' for \mathcal{F} with $|C(\psi)| \geq |C(\psi'')|$ and $|U(\psi'')| = 0$.

To prove that claim, suppose that ψ is an OSF for \mathcal{F} that is not an sOSF. Choose some $u \in U(\psi)$ such that no vertex below u but distinct from u is contained in $U(\psi)$. Then there exists a subset $\{u_1, \dots, u_k\}$, $k \geq 1$, of children of u whose elements are all mapped by ψ to some tree $T \in F$ which is different from the tree in F containing $\psi(u)$. Define the map $\psi_u : V(G) \rightarrow V(F)$ by setting $\psi_u(w) = \psi(w)$ for all $w \in V(G) - \{u\}$ and $\psi_u(u) = \text{lca}_T(\psi(u_1), \dots, \psi(u_k))$. Then ψ_u is an OSF for \mathcal{F} . Note that this might have rendered the parent of u an element in $U(\psi_u)$ so that $|U(\psi_u)| = |U(\psi)|$ holds. We put $\psi = \psi_u$ and apply this construction of ψ_u to a vertex $u \in U(\psi)$ such that no vertex below but distinct from u is contained in $U(\psi)$ and so on. Since G is finite this implies that there must exist some OSF ψ for \mathcal{F} and some $u \in U(\psi)$ such that $\psi' = \psi_u$ is an OSF for \mathcal{F} and $|C(\psi)| \geq |C(\psi')|$ and $|U(\psi)| > |U(\psi')|$ holds since, eventually, we will reach the root of G which does not have a parent. This concludes the proof of the claim.

Now, to see that the second statement in the theorem holds, note that by Equality (1) it follows that if ψ is any sOSF for \mathcal{F} with $|C(\psi)|$ minimum, then $|C(\psi)| = t(\mathcal{F})$. Hence, to complete the proof it suffices to show that if ψ' is any sOSF for \mathcal{F} output by OSF-BUILDER, then $|C(\psi)| = |C(\psi')|$.

To see this, assume that ψ is an sOSF for \mathcal{F} such that $|C(\psi)|$ minimum and that ψ' is a sOSF for \mathcal{F} returned by OSF-BUILDER. Then clearly $|C(\psi')| \geq |C(\psi)|$. To show that the reverse inequality holds, first note that any introgression set I in $A(G)$ gives rise in a natural way to an extension $\bar{f} : V(G) \rightarrow F$ of the character $f_{\mathcal{F}} : L(G) \rightarrow F$. Indeed, we just extend $f_{\mathcal{F}}$ to $V(G)$ by taking the value of $v \in V(G)$ to be equal to that of $f_{\mathcal{F}}$ on the leaves of the tree in $G - I$ which contains v in its vertex set. Hence, $|C(\psi)| \geq l_{\bar{f}}(G)$. But $l_{\bar{f}}(G) = |C(\psi')|$ since ψ' is constructed by OSF-BUILDER. Thus, $|C(\psi)| \geq |C(\psi')|$ holds too which implies $|C(\psi)| = |C(\psi')|$. ■

4. Valid networks

In applications, it is important to visualize OSFs using networks as in Figure 1(c) in the introduction (see [15]). In this section, we consider properties of networks that arise in this way from OSFs.

We begin by defining the network associated to an OSF. Given a forest triple $\mathcal{F} = (G, F, \phi)$ and an OSF ψ for \mathcal{F} , we define the network $N(\psi)$ to be the graph whose vertex set is $V(F)$ and whose arc set is $A(F) \cup C^*(\psi)$. An arc in $C^*(\psi)$ is called a *contact arc of $N(\psi)$* . We illustrate these concepts in Figure 3. Note that the network of an OSF may contain no roots and/or no leaves and it may also contain directed cycles (see e.g. Figure 2). In practice, this can make it tricky to interpret networks but this can be alleviated by resolving them in a special way (see Appendix for more details).

We now present some basic properties of the network $N(\psi)$.

Lemma 4.1. *If ψ is an OSF for a forest triple (G, F, ϕ) , then $N(\psi)$ is a network on $L(F)$. Moreover, $N(\psi)$ is connected if and only if $\phi(L(G)) \cap L(T) \neq \emptyset$ for all $T \in F$.*

Proof: To show that $N(\psi)$ is a network, first note that Property (N1) clearly holds, and that Property (N2) holds because the trees in F are phylogenetic trees whose leaf-set union is $L(F)$. Property (N3) holds since every vertex in $L(F)$ is the head of some arc in F (as a phylogenetic tree has at least 2 leaves). Property (N4) holds since clearly $\{v \in V(N(\psi)) : \text{outdeg}(v) = 0\} \subseteq L(F)$.

We now show that the second statement holds. Suppose first that $\phi(L(G)) \cap L(T) \neq \emptyset$ for all $T \in F$. By Property (P2), every arc (u, v) in G is either mapped under ψ to an element in $C^*(\psi)$ or $\psi(u)$ and $\psi(v)$ are both contained in the same tree T of F with $\psi(v)$ below $\psi(u)$ in T . Hence, if for any tree in F we pick some leaf $v \in \phi(L(G))$ (which is possible as $\phi(L(G)) \cap L(T) \neq \emptyset$ for all trees $T \in F$), it follows that under ψ the path in G from ρ_G to any $u \in L(G)$ with $\phi(u) = v$ yields a path in $N(\psi)$ from $\psi(\rho_G)$ to v . In particular, for each tree T in F , there is an undirected path in the underlying graph of $N(\psi)$ from ρ_G to some vertex in T in F . Hence, $N(\psi)$ is connected.

Conversely, suppose that $N(\psi)$ is connected. Let $T \in F$. If $\psi(\rho_G) \in V(T)$ then, by Property (P3), there is some $v \in \mathcal{C}_G(\rho_G) = L(G)$ such that $\phi(v) = \psi(v) \in \mathcal{C}_T(\psi(\rho_G))$. So $\phi(L(G)) \cap L(T) \neq \emptyset$. So assume that $\psi(\rho_G) \notin V(T)$. Let T' denote the tree in F that contains $\psi(\rho_G)$ in its vertex set. As $N(\psi)$ is connected and $|F| \geq 2$, the construction of $N(\psi)$ implies that there must exist a path from $\psi(\rho_G)$ to a vertex v in T . Without loss of generality we may assume that v is the head of some arc in $C^*(\psi)$. Then, by the definition of a contact arc, there must exist some arc (w, u) in G such that $\psi(u) = v$. Since $\psi(u) \in V(T)$, Property (P3) implies that there must exist some leaf $x \in \mathcal{C}_G(u)$ such that $\phi(x) \in \mathcal{C}_T(\psi(u))$. Hence, $\phi(L(G)) \cap L(T) \neq \emptyset$ must hold in this case too. ■

Now, we say that a network N is a *representation* of an OSF ψ on (G, F, ϕ) if it is isomorphic to $N(\psi)$ or – equivalently – there is a set $A \subseteq A(N)$ such that $N - A = (V(N), A(N) - A)$ is isomorphic to F and $A = C^*(\psi)$ (under the isomorphism between $N - A$ and F). In addition, we call a network N *valid* if there exists a forest triple \mathcal{F} such that N is a representation of some OSF on \mathcal{F} .

Note that a network can be a representation for more than one OSF (see e.g. Figure 2). Therefore, it is interesting to know which types of OSF can be the representation of a valid network. For example, note that a valid network is always a representation of some sOSF. Indeed, suppose N is of the form $N(\psi)$ for some OSF ψ for some forest triple (G, F, ϕ) . Then we can create a new forest triple (G', F, ϕ') by inserting a new leaf vertex g_u in G pendant to each $u \in V^0(G)$ to create G' and extending ϕ to a leaf-map on $L(G')$ by mapping each new vertex g_u to a leaf in the tree to which u is mapped under ψ that is below $\psi(u)$. Then it is straight-forward to check that the map ψ' obtained by extending ψ in the natural way to a map $V(G') \rightarrow V(F)$ is an sOSF for (G', F, ϕ') such that $N(\psi)$ is isomorphic to $N(\psi')$.

Interestingly, as we shall now show, an even stronger result holds:

Theorem 4.2. *Suppose that ψ is an OSF for some forest triple $\mathcal{F} = (G, F, \phi)$. Then there is an sOSF ψ' for some forest triple $\mathcal{F}' = (G', F, \phi')$ that is output by OSF-BUILDER such that $N(\psi)$*

is isomorphic to $N(\psi')$. In particular, a network N is valid if and only if there is some OSF ψ output by OSF-BUILDER such that N is a representation of ψ .

Proof: Consider the tree G . Construct a new phylogenetic tree G' by inserting, for each $u \in V^0(G)$, $\text{outdeg}(u) + 1$ new arcs into G of the form (u, v) (so that in particular v is a leaf in G'). Extend the leaf-map ϕ on $L(G)$ to a leaf-map ϕ' on $L(G')$ by, for each u in $V^0(G)$, mapping the new children of u arbitrarily onto a set S of leaves in $L(T)$, where $T \in F$ is the tree with $\psi(u) \in V(T)$, so that $\text{lca}_T(S) = \psi(u)$. Let ψ' be the extension of ψ to $V(G')$ given by putting, for all $v \in V(G')$, $\psi'(v) = \psi(v)$ if $v \in V(G)$ and $\psi'(v) = \phi'(v)$ otherwise.

It is straight-forward to check that ψ' is an sOSF for (G', F, ϕ') , and that $N(\psi')$ is isomorphic to $N(\psi)$. Moreover, for all $u \in V^0(G')$, the definition of G' implies that the set $\sigma(u)$ computed by OSF-BUILDER must have size 1 and that it consists of the tree in F in which $\psi(u)$ is contained. It follows that the necessarily unique map obtained by OSF-BUILDER by applying its top-down phase is equal to ψ' . ■

5. A characterization of valid networks

In this section we give a characterization for valid networks. To do this we first show that a valid network can be represented by a special type of OSF.

We start with a definition. Suppose that (G, F, ϕ) is a forest triple. Given a path $\gamma = w_1, w_2, \dots, w_k$, $k \geq 2$, in G we obtain a walk γ' in $N(\psi)$ (possibly of length 0) that starts at $\psi(w_1)$ and ends at $\psi(w_k)$. Central to our definition is the observation that if (w_i, w_{i+1}) , $1 \leq i \leq k-1$, is a contact arc in G , then $(\psi(w_i), \psi(w_{i+1}))$ is an arc in $N(\psi)$ but not in F . Otherwise $\psi(w_i)$ and $\psi(w_{i+1})$ are both vertices in some tree T of F , and, therefore, there exists a path in T (possibly of length 0) starting at $\psi(w_i)$ and ending at $\psi(w_{i+1})$. To obtain γ' we then take the walk obtained by inserting these paths into the sequence $\psi(w_1), \psi(w_2), \dots, \psi(w_k)$, where any consecutive repeats are suppressed.

Proposition 5.1. *Suppose that ψ is an OSF for some forest triple (G, F, ϕ) . Then there is an OSF ψ' for some forest triple (G', F, ϕ') such that γ' is a trail in $N(\psi')$ for every path γ in G , and $N(\psi)$ is isomorphic to $N(\psi')$.*

Proof: To help construct the forest triple (G', F, ϕ') , we first employ Property (P3) to choose for every vertex $v \in V(G)$ such that $\psi(v)$ is a non-leaf vertex of some tree $T \in F$ some leaf $l_v \in L(G)$ below v such that $\phi(l_v) \in \mathcal{C}_T(\psi(v))$. Subsequently, we insert an arc (v, l_v) into G for each leaf in T that is below $\psi(v)$ in T and denote the resulting tree by G' . Note that if $\psi(v) \notin L(F)$ then $\text{outdeg}_{G'}(v) \geq 4$. By extending $X = L(G)$ canonically we may assume that G' is a phylogenetic tree.

Next, we define a new leaf-map $\phi' : L(G') \rightarrow L(F)$ by putting, for all $l \in L(G')$, $\phi'(l) = \phi(l)$ if $l \in L(G)$ and $\phi'(l) = \phi(l_v)$ otherwise, where $v \in V^0(G)$ is the vertex to which the arc (v, l) was attached in the construction of the extended tree G' . By construction it follows that (G', F, ϕ') is a forest triple and that ψ can be canonically extended to an OSF ψ' for (G', F, ϕ') . Note that

$N(\psi)$ and $N(\psi')$ are clearly isomorphic by construction of G' . To reduce notation, we shall now denote G' , ϕ' and ψ' by G , ϕ and ψ , respectively.

Suppose now that there is some path γ in G for which the associated walk γ' in $N(\psi)$ is not a trail. Then there must exist some minimum length subpath $\delta = v_1, \dots, v_{k+1}$, $k \geq 3$, of γ that gives rise to a walk δ' in $N(\psi)$. Without loss of generality we may assume that δ is such that $\psi(v_1) \neq \psi(v_2)$ and $\psi(v_k) \neq \psi(v_{k+1})$, that the first and last arc of δ' coincide, and that no arc on the induced walk v_2, \dots, v_k of δ' occurs more than once. Note that δ' must contain at least four non-leaf vertices. Also note that in particular $(\psi(v_1), \psi(v_2)) = (\psi(v_k), \psi(v_{k+1})) \in C^*(\psi)$ as otherwise Property (P2) would not hold for v_2 and v_k .

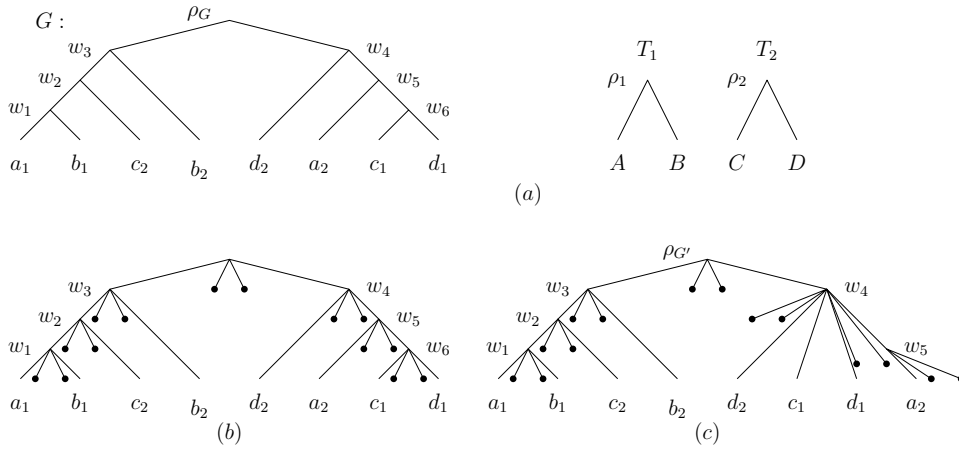


Figure 4: (a) The map $\psi : V(G) \rightarrow V(F)$ defined as $\psi(\rho_G) = \psi(w_i) = \rho_1$ for all $i = 1, 2, 3$, and $\psi(w_i) = \rho_2$, for all $i = 2, 4, 6$ is an OSF for the forest triple given by the depicted tree G , forest $F = \{T_1, T_2\}$, and ϕ the usual leaf-map. (b) The phylogenetic tree obtained from G in the first part of the construction in Proposition 5.1. (c) The phylogenetic tree G' obtained from the tree in (b) in the second part that construction.

Now, remove the arc $a = (v_k, v_{k+1})$ from G , and if $v_{k+1} \in L(G)$ then also replace a by (v_2, v_{k+1}) and if $v_{k+1} \notin L(G)$ then replace each arc of the form (v_{k+1}, u) by the arc (v_2, u) . It follows that the resulting tree G' is a phylogenetic tree. We illustrate the construction of G' in Figure 4, where the forest F is obtained by deleting the dashed arcs in the network displayed in Figure 4(b) and the map $\psi : V(G) \rightarrow V(F)$ given by $\psi(\rho_G) = \psi(w_i) = \rho_1$ for all $i = 1, 2, 3$, and $\psi(w_i) = \rho_2$, for all $i = 2, 4, 6$, is an OSF for the forest triple (G, F, ϕ) where G is the tree depicted in Figure 4(a) and ϕ is the usual leaf-map. Note that the walk γ' in $N(\psi)$ associated to the path $\gamma := \rho_G, w_4, w_5, w_6$ in G is not a trail since the arc (ρ_1, ρ_2) is crossed twice.

Continuing with the proof, we next adjust ϕ to become a leaf-map $\phi' : L(G') \rightarrow L(F)$ from G' into F by putting, for all $x \in L(G')$, $\phi'(x) = \phi(x)$ if $x \in L(G)$ and $\phi'(x) = \phi(l_v)$ otherwise, where $v \in V(G)$ is the vertex to which the arc (v, x) was attached in the construction of G' , we obtain a forest triple (G', F, ϕ') . Since the map $\psi' : V(G') \rightarrow V(F)$ given by putting, for all $v \in V(G')$, $\psi'(v) = \psi(v)$ if $v \in V(G)$ and $\psi'(v) = \phi'(v)$ otherwise, clearly satisfies Properties (P1) – (P3) by construction and because ψ is an OSF for (G, F, ϕ) , it follows that ψ' is an OSF for (G', F, ϕ') . Note that, also by construction we must have that $N(\psi')$ is isomorphic to $N(\psi)$.

To conclude the proof, note that $|A(G')| \leq |A(G)|$, and, by construction, ψ' maps one less arc in G' to the contact arc $(\psi(v_1), \psi(v_2))$ of $N(\psi')$. Hence, as G is finite, we can keep repeating this process until we eventually end up with a forest triple \mathcal{F} and some OSF for \mathcal{F} satisfying the conditions given in the statement of the proposition. ■

Remark 5.2. *Note that in general, we cannot replace “ γ is a trail” by “ γ is a path” in the statement of Proposition 5.1. This can be shown by considering the example depicted in Figure 4, where it can be seen that every possible OSF results in some path γ for which γ' is not a path.*

We now present the aforementioned characterization of valid networks. Our proof uses the idea of unfolding a network, which was introduced in [9].

Theorem 5.3. *Suppose that N is a network on X . Then N is valid if and only if there is some vertex $\rho \in V(N)$ and some $A \subseteq A(N)$ such that*

(V1) $N - A = (V(N), A(N) - A)$ is a forest F with $|F| \geq 2$ and leaf-set X in which every arc in A has its ends in different trees of F , and

(V2) every arc in A is contained in some trail $\rho = v_1, v_2, \dots, v_m$, $m \geq 2$, such that if v_i, v_j , $i \leq j$ are vertices in the same tree T in F then $v_i \preceq_T v_j$.

Proof: Suppose first that N is valid, that is, $N = N(\psi)$ for some OSF ψ of a forest triple $\mathcal{F} = (G, F, \phi)$. Put $A = C^*(\psi)$. As ψ is an OSF for \mathcal{F} , it follows in view of Property (N3) that $N - A$ is a forest F such that every arc in A has its ends in different trees of F . In view of Properties (N2) and (N4), we also have $L(F) = X$. Hence, (V1) holds.

We now show that (V2) holds relative the vertex $\rho = \psi(\rho_G)$ and the set $A = C^*(\psi)$. Note first that by Proposition 5.1, we may assume for every path γ in G that the associated walk γ' in $N(\psi)$ is a trail. Now, suppose we are given some arc (u', v') in A . Then by definition of $C^*(\psi)$, there must exist some arc (u, v) in G such that $\psi(u) = u'$ and $\psi(v) = v'$. Let T denote the tree in F that contains v' in its vertex set. Then Property (P3) implies that there must exist some leaf $l \in \mathcal{C}_G(v)$ such that $\phi(l) \in \mathcal{C}_T(\psi(v))$. Hence, there must exist a path γ in G from ρ to l that contains (u, v) . By (P2) and the first observation in this proof, it follows that the trail γ' in $N(\psi)$ associated to γ has the required properties. So (V2) holds, as required.

Conversely, suppose N is a network on X , that contains an arc set A and a vertex ρ such that (V1) and (V2) are satisfied. Let F denote the forest $N - A$. Then $|F| \geq 2$ and $L(F) = X$.

We start with constructing a forest triple (G, F, ϕ) . Let $G = G(N)$ be the graph obtained by “unfolding N at ρ ”, which we define as follows (cf. [9, p.617]):

- the vertices of G are trails $\rho = v_1, v_2, \dots, v_m$, $m \geq 1$, in N such that if v_i, v_j , $i \leq j$, are both vertices in some tree T of F then $v_i \preceq_T v_j$;
- for all vertices γ and γ'' in G there is an arc from γ to γ'' in G if and only if $\gamma'' = \gamma a$ holds for some arc a in $A(N)$;

- the vertices in G that start at ρ and end at a vertex $v \in X$ are labelled by distinct elements in the set $X_v = \{l_i \in L(N) : 1 \leq i \leq n_v\}$, where n_v is the number of vertices in G which end at v .

By construction it immediately follows that G is a tree with root ρ (considered as a path with length 0).

To see that G is a phylogenetic tree suppose that γ is an element in $V(G)$ whose end vertex v is not a leaf in N . Then, by (V1), v must be an interior vertex of some tree T in F . Hence there must be at least 2 possibilities to extend γ by adding an arc in T whose tail is v . Hence, γ is an interior vertex of G with outdegree at least 2. Moreover, the leaf-set of G is equal to the set obtained by taking the union Y of the sets X_v , where the union is taken over all $v \in X$. Since $|Y| \geq 2$, it follows that G is a phylogenetic tree on Y .

To obtain the leaf-map $\phi : L(G) \rightarrow L(F)$ note that there is a natural map from $V(G)$ into $V(N)$, which takes each element in $V(G)$ to its end vertex in N . This gives rise to a map ψ from $V(G)$ to $V(F)$, which maps the vertex set of G to the vertex set of N . We let $\phi = \psi|_{L(G)}$ be the map from $L(G)$ to $L(F)$ induced by ψ . This completes the construction of the forest triple (G, F, ϕ) .

We now claim that ψ is an OSF for (G, F, ϕ) such that $A = C^*(\psi)$, which will complete the proof the theorem. Property (P1) holds by definition of ϕ . The fact that Property (P2) holds follows immediately from (V2) and the definition of G and ψ . Property (P3) holds since if γ is an element in $V(G)$ with end vertex v in N , then v is contained in some tree T of F . In case v is not a leaf of T there must exist a leaf $u \in V(T)$ below v . In that case, let γ_1 in $V(G)$ denote the path obtained by extending γ by some path in T from v to u and put $\gamma_1 = \gamma$, otherwise. In particular, it follows that $\gamma_1 \in \mathcal{C}_G(\gamma)$ and $\phi(\gamma_1) = \psi(\gamma_1) \in \mathcal{C}_T(v)$.

It remains to show that $A = C^*(\psi)$. Clearly $C^*(\psi) \subseteq A$ by (V1). Conversely, suppose $a \in A$. By (V2), a is contained in some vertex γ in $V(G)$, which we may assume without loss of generality to have a as the last arc. But then for the path γ_1 in $V(G)$ with $\gamma = \gamma_1 a$ we have $(\gamma_1, \gamma) \in A(G)$ and $a = (\psi(\gamma_1), \psi(\gamma))$. Thus $a \in C^*(\psi)$. ■

6. Stability of optimal scores under tree and forest alterations

In this section we are motivated by the following question. If we alter G or F in a forest triple $\mathcal{F} = (G, F, \phi)$, then how much does this change the minimum number of contact arcs of an OSF for \mathcal{F} (i.e. by how much can $t(\mathcal{F})$ change)? This is important since it can help indicate, for example, how changes to the input of OSF-BUILDER can effect its output.

From now on all forest triples are assumed to be binary. We begin by recalling some facts concerning subtree prune and regraft (SPR) operations for rooted phylogenetic trees as defined in [1]. An *SPR operation* on a tree T is defined by cutting any arc (u, v) in $A(T)$ (so pruning off the subtree of T rooted at v), and then regrafting this pruned subtree into a subdivided arc of the pruned tree. Note that some care has to be taken when pruning off a subtree adjacent to the root; the reader can find full details in [1]. The *rooted SPR distance* between two phylogenetic trees

T and T' on the same leaf set, denoted $d_{rSPR}(T, T')$, is the minimum number of SPR operations required to transform one tree into the other.

We now ask the above question more precisely: If G and G' are two phylogenetic trees that differ by k SPR operations and $\mathcal{F} = (G, F, \phi)$ and $\mathcal{F}' = (G', F, \phi)$ are forest triples, then how different can $t(\mathcal{F})$ and $t(\mathcal{F}')$ be in terms of k ? We next give an upper bound for this difference:

Theorem 6.1. *If G and G' are two binary phylogenetic trees on the same leaf-set, and $\mathcal{F} = (G, F, \phi)$ and $\mathcal{F}' = (G', F, \phi)$ are forest triples, then $|t(\mathcal{F}) - t(\mathcal{F}')| \leq d_{rSPR}(G, G')$.*

This theorem follows immediately from [3, Corollary 3.12]. This states that if G and G' are two binary phylogenetic trees on X , and f is a character on X , then $|l_f(G) - l_f(G')| \leq d_{rSPR}(G, G')$. The theorem thus follows since if \mathcal{F} is a forest triple, then $t(\mathcal{F}) = l_{f_{\mathcal{F}}}(G)$.

The results in [3] also provide the following additional bounds on $|t(\mathcal{F}) - t(\mathcal{F}')|$. In case there are r trees in F whose leaf-sets intersect the image $\phi(L(G))$, and $r \leq n = |L(G)|$, then by [3, Lemma 3.14]

$$|t(\mathcal{F}) - t(\mathcal{F}')| \leq \lfloor (r-1) \left(\frac{n}{r} - 1 \right) \rfloor,$$

and by [3, Theorem 3.15]

$$|t(\mathcal{F}) - t(\mathcal{F}')| \leq n - 2\sqrt{n} + 1,$$

a bound which is tight for $n = 9$ ([3, Figure 4]).

We now present a result which describes how applying an SPR operation to F in a forest triple $\mathcal{F} = (G, F, \phi)$ can affect $t(\mathcal{F})$. Note that if we alter any tree in F by a SPR operation then this has no effect on $t(\mathcal{F})$, as the associated character $f_{\mathcal{F}}$ remains unchanged.

Theorem 6.2. *Let $\mathcal{F} = (G, F, \phi)$ be a forest triple. Suppose a forest F' is obtained from F by pruning off some subtree T_0 in a tree $T \in F$ and grafting T_0 into a tree in $F - \{T\}$. Let $\mathcal{F}' = (G, F', \phi)$ denote the resulting forest triple. Then*

$$|t(\mathcal{F}) - t(\mathcal{F}')| \leq |\{v \in L(G) : \phi(g) \in L(T_0)\}|.$$

The theorem follows immediately from the following lemma, which generalizes [3, Observation 4.2].

Lemma 6.3. *If f is a character on a set X , T is a phylogenetic tree on X , and f' is a character on X obtained by changing the value of f on exactly $k \geq 1$ elements in X , then $|l_{f'}(T) - l_f(T)| \leq k$.*

Proof: We use induction on k . The base case, $k = 1$, is [3, Observation 4.2].

Now, suppose the inequality in the lemma holds for all $k \leq L - 1$, some $L \geq 2$. Let f be a character on X , let T be a phylogenetic tree on X , and let f' be a character on X obtained by changing the value of f on exactly L elements in X . Let f'' be a character on X obtained by changing the value of f' on exactly one element $x \in X$ to the value $f(x)$. Then $|l_{f''}(T) - l_{f'}(T)| \leq 1$, and by induction $|l_{f'}(T) - l_f(T)| \leq L - 1$. The lemma follows. ■

Remark 6.4. *The bounds obtained in Theorems 6.1 and 6.2 are in agreement with the results obtained in a simulation study in [15], where the affect of altering G and F by SPR operations on $t((G, F, \phi))$ was studied empirically using simulations.*

7. Conclusion

There are several new directions that could be of potential interest. One possibility following on from the results presented in the last section could be to try and understand the effect that changing the root location of the gene tree can have on the optimal score for an OSF for a forest triple. This is important as it can be difficult to accurately root the tree in practice, and its location is known to have an impact on duplication-transfer-loss models for lateral gene transfer (see e.g.[12]).

In another direction, it could be worth defining and studying spaces of OSF's for a given forest triple – such spaces have been intensively studied for gene/species tree reconciliation models and can, for example, give important insights on how optimal OSF's are distributed over the collection of all possible OSFs (see e.g. [2]). Defining such spaces could also lead to new metrics that could be used to compare OSF's such as the ones defined in e.g. [10].

Finally, note that a network for an OSF can be thought of a special example of a forest with extra edges added. There has been much work recently on understanding the structure of networks that arise from adding some edges into a tree (so-called tree-based networks) [5, 22]. It would thus be of interest to see what properties “forest-based” networks have in common (or not) with tree-based networks.

Appendix

As mentioned in Section 4, the network $N(\psi)$ for an OSF ψ may have no roots and/or no leaves and it may also contain directed cycles which can make it difficult to interpret in practice. We now briefly present a way to produce a binary resolution N_ψ of $N(\psi)$ which can help to circumvent this issue (cf. [15]). We also show that this resolution has the attractive property that it only contains *incidental cycles* in $N(\psi)$, that is, cycles that are *not* of the form γ' for some path γ in G (see e.g. Figure 5, where for the OSF $\psi : V(G) \rightarrow V(F)$ given by mapping ρ_G , w_1 and w_3 to the parent of a and c in $N(\psi)$ and w_2 to the parent of b and d in that network, the walk $\psi(\rho_G), \psi(w_2), \psi(w_1) = \psi(\rho_G)$ is an incidental cycle in $N(\psi)$. This is important, as it would not make evolutionary sense for a gene in some species to introgress into one of its ancestors.

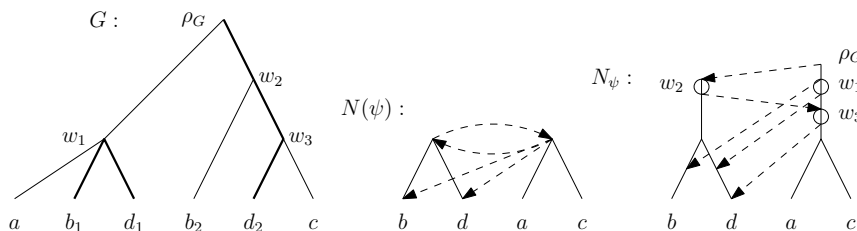


Figure 5: The networks $N(\psi)$ and N_ψ for the OSF ψ given in the text where G is the depicted tree, F is the forest obtained by deleting the dashed arcs in $N(\psi)$ and ϕ is the usual leaf-map. The four dashed arcs make up $C^*(\psi)$ and the five edges in bold in G are the induced introgression set. Each circle in N_ψ indicates a set of subdivision vertices all of which are labelled by the vertex next to it.

We begin with a simple observation that is implied by Property (P2).

Observation 7.1. *Suppose that ψ is an OSF for $\mathcal{F} = (G, F, \phi)$ and that γ is a path in G such that γ' is a cycle in $N(\psi)$, then the first and last arcs in γ' are both contact arcs for ψ .*

We now explain how to generate a binary resolution N_ψ of $N(\psi)$ – see Figure 5 for an example. Suppose ψ is an OSF for some forest triple $\mathcal{F} = (G, F, \phi)$. Without loss of generality we may assume that ψ is an sOSF. Let $I \subseteq A(G)$ denote the introgression set induced by $C(\psi)$ on G . We start with associating a directed graph N' to $N(\psi)$. To do this, we first attach an incoming arc to every root of $N(\psi)$. We consider these arcs also as arcs in F . For every vertex $v \in V(N(\psi))$ such that there exists some $w \in V(G)$ with $v = \psi(w)$ we then add $|\{a \in I : w \in \{\text{head}(a), \text{tail}(a)\}\}|$ subdivision vertices to the incoming arc of v in F all of which we label w . If v is in the image of more than one vertex of G under ψ , say w and w' , then we also ensure that the ancestral relationships between the subdivision vertices labelled w and w' are preserved. Next, we attach every contact arc in $C^*(\psi)$ to a pair of correspondingly labelled subdivision vertices so that every arc in G is an arc in the resulting graph. Finally, we remove all vertices of indegree zero and outdegree one plus their outgoing arcs.

Note that the resulting graph N' has at least one root vertex, leaf set $L(F)$, and potentially still vertices that are involved in two or more outgoing arcs in F . Also note that N' might not be a representation of ψ since the trees in $N' - C^*(\psi)$ might contain vertices with indegree and outdegree one. However N' can be easily transformed into a representation of an OSF ψ' for some forest triple (G, F', ϕ') with $C^*(\psi') = C^*(\psi)$ by attaching to each subdivision vertex of N' a new leaf to obtain a new network N'' and defining F', ϕ and ψ' in the canonical way.

Note that by Observation 7.1, any cycle in $N(\psi)$ that is *not* incidental does not give rise to a cycle in N'' (i.e. non-incidental cycles in $N(\psi)$ are broken in N''). Resolving potential vertices in $N(\psi')$ that have three or more outgoing arcs in F results in a binary resolution for $N(\psi')$. The directed graph obtained by removing all leaves from that resolution that are not also contained in $N(\psi)$ (plus their incident arcs) is N_ψ .

In this construction some choices might be made and so there could be several binary resolutions. However, every binary resolution has the following property, which follows from the above construction.

Proposition 7.2. *Suppose that ψ is an OSF. Then any cycle in N_ψ must come from an incidental cycle in $N(\psi)$.*

This proposition highlights the way in which the OSF model differs from the model of lateral gene transfer presented in [20]. In the latter model biologically unfeasible transfer scenarios can potentially arise [20, cf. p.520] (essentially a gene that transfers into an ancestor of the species from which it arose). However, by the last result this is not the case for the OSF model, since we only obtain incidental cycles in N_ψ .

Acknowledgement The authors would like to thank Martin Taylor and Andrei-Alin Popescu for stimulating discussion on the topic of the paper. GS would like to thank the School of Computing Sciences, University of East Anglia where some of the ideas underlying this paper were conceived.

References

- [1] M. Bordewich and C. Semple. On the computational complexity fo the rooted subtree prune and regraft distance. *Ann. Combin.*, 8:409–423, 2004.
- [2] J.-P. Doyon, C. Chauve, and S. Hamel. Space of gene/species trees reconciliations and parsimonious models. *Journal of Computational Biology*, 16(10):1399–1418, 2009.
- [3] M. Fischer and S. Kelk. On the maximum parsimony distance between phylogenetic trees. *Ann. Combin.*, 20(1):87–113, 2016.
- [4] W. Fitch. Toward defining the course of evolution: minimum change for a specified tree topology. *Syst. Zool.*, 20:406–416, 1971.
- [5] A. R. Francis and M. Steel. Which phylogenetic networks are merely trees with additional arcs? *Systematic Biology*, 64(5):768–777, 2015.
- [6] B. E. Goulet, .F Roda, and R. Hopkins. Hybridization in plants: old ideas, new techniques. *Plant Physiology*, 173(1):65–78, 2017.
- [7] P. R. Grant and B. R. Grant. Introgressive hybridization and natural selection in darwin’s finches. *Biological Journal of the Linnean Society*, 117(4):812–822, 2016.
- [8] J. A. Hartigan. Minimum mutation fits to a given tree. *Biometrics*, 29:53–65, 1973.
- [9] K. T. Huber and V. Moulton. Phylogenetic networks from multi-labelled trees. *Journal of Mathematical Biology*, 52:613–632, 2006.
- [10] K. T. Huber, V. Moulton, M.-F. Sagot, and B. Sinimeri. Exploring and visualizing spaces of tree reconciliations. *Systematic biology*, 68(4):607–618, 2019.
- [11] K. T. Huber, V. Moulton, M. Steel, and T. Wu. Folding and unfolding phylogenetic trees and networks. *Journal of Mathematical Biology*, 73(6-7):1761–1780, 2016.
- [12] S. Kundu and M. S. Bansal. On the impact of uncertain gene tree rooting on duplication-transfer-loss reconciliation. *BMC bioinformatics*, 19(9):21–31, 2018.
- [13] J. Mallet. Hybridization as an invasion of the genome. *Trends in Ecology & Evolution*, 20(5):229–237, 2005.
- [14] S. Sankararaman, S. Mallick, M. Dannemann, K. Prüfer, J. Kelso, S. Pääbo, N. Patterson, and D. Reich. The genomic landscape of neanderthal ancestry in present-day humans. *Nature*, 507(7492):354–357, 2014.
- [15] G. E. Scholz, A.-A. Popescu, M. I. Taylor, V. Moulton, and K. T. Huber. Osf-builder: A new tool for constructing and representing evolutionary histories involving introgression. *Systematic Biology*, 68(5):717–729, 2019.

- [16] C. Semple and M. Steel. *Phylogenetics*, volume 24. Oxford University Press on Demand, 2003.
- [17] C. Solís-Lemus and C. Ané. Inferring phylogenetic networks with maximum pseudolikelihood under incomplete lineage sorting. *PLoS Genetics*, 12(3), 2016.
- [18] V. Sousa and J. Hey. Understanding the origin of species with genome-scale data: modelling gene flow. *Nature Reviews Genetics*, 14(6):404–414, 2013.
- [19] C. N. Stewart, M. D. Halfhill, and S. I. Warwick. Transgene introgression from genetically modified crops to their wild relatives. *Nature Reviews Genetics*, 4(10):806–817, 2003.
- [20] A. Tofigh, M. Hallett, and J. Lagergren. Simultaneous identification of duplications and lateral gene transfers. *IEEE/ACM Transactions on Computational Biology and Bioinformatics*, 8(2):517–535, 2011.
- [21] D. Wen, Y. Yu, M. W. Hahn, and L. Nakhleh. Reticulate evolutionary history and extensive introgression in mosquito species revealed by phylogenetic network analysis. *Molecular Ecology*, 25(11):2361–2372, 2016.
- [22] L. Zhang. On tree-based phylogenetic networks. *Journal of Computational Biology*, 23(7):553–565, 2016.
- [23] W. Zhang, K. K. Dasmahapatra, J. Mallet, G. R.P. Moreira, and M. R. Kronforst. Genome-wide introgression among distantly related heliconius butterfly species. *Genome Biology*, 17(1):25, 2016.