

Interacting bosonic flux ladders with a synthetic dimension: Ground-state phases and quantum quench dynamics

Maximilian Buser,¹ Claudius Hubig,² Ulrich Schollwöck,¹ Leticia Tarruell,³ and Fabian Heidrich-Meisner^{4,*}

¹*Department of Physics, Arnold Sommerfeld Center for Theoretical Physics (ASC),
Munich Center for Quantum Science and Technology (MCQST), Fakultät für Physik,
Ludwig-Maximilians-Universität München, 80333 München, Germany*

²*Max-Planck-Institut für Quantenoptik, Hans-Kopfermann-Strasse 1, 85748 Garching, Germany*

³*ICFO – Institut de Ciències Fotoniques, The Barcelona Institute
of Science and Technology, 08860 Castelldefels (Barcelona), Spain*

⁴*Institute for Theoretical Physics, Georg-August-Universität Göttingen, 37077 Göttingen, Germany
(Dated: December 22, 2024)*

Flux ladders constitute the minimal setup enabling a systematic understanding of the rich physics of interacting particles subjected simultaneously to strong magnetic fields and a lattice potential. In this work, the ground-state phase diagram of a flux-ladder model is mapped out using extensive density-matrix renormalization-group simulations. The emphasis is put on parameters which can be experimentally realized exploiting the internal states of potassium atoms as a synthetic dimension. The focus is on accessible observables such as the chiral current and the leg-population imbalance. Considering a particle filling of one boson per rung, we report the existence of a Mott-insulating Meissner phase as well as biased-ladder phases on top of superfluids and Mott insulators. Furthermore, we demonstrate that quantum quenches from suitably chosen initial states can be used to probe the equilibrium properties in the transient dynamics. Concretely, we consider the instantaneous turning on of hopping matrix elements along the rungs or legs in the synthetic flux-ladder model, with different initial particle distributions. We show that clear signatures of the biased-ladder phase can be observed in the transient dynamics. Moreover, the behavior of the chiral current in the transient dynamics is discussed. The results presented in this work provide guidelines for future implementations of flux ladders in experimental setups exploiting a synthetic dimension.

I. INTRODUCTION

The last decade has witnessed tremendous progress in the realization of artificial gauge fields in quantum engineered systems [1–6]. In this context, magnetic fields have been emulated in different types of artificial lattice systems, including superconducting circuits [7, 8], photonic setups [9–12], and ultracold quantum gases [13–31]. In particular, for ultracold quantum gases, effective Peierls phases have been implemented by means of laser-assisted hopping [13, 15, 16] or Floquet-engineering [14, 18, 22, 30]. Moreover, the coherent coupling of the internal atomic states using optical transitions represents a very promising approach, addressing quasi-one-dimensional lattices. This method has been proposed in [32] and successfully employed in several experiments [19–21, 25, 28, 29] for the emulation of charged particles in ribbon-like lattices pierced by uniform magnetic fields, dubbed flux ladders. In this context, the internal atomic states are subjected to a periodic real-space potential and constitute the legs of the ladder, while a coherent coupling between them constitutes the rungs of the ladder, which are located in a synthetic dimension. Alternative schemes for the experimental realization of flux ladders include the use of other degrees of freedom to implement a synthetic dimension [23, 26, 27], or the isolation of ribbons in real-space

two-dimensional Hofstadter systems using superlattice potentials [17], or digital micromirror devices [24]. The wide range of available atomic species [33], the existence of Feshbach resonances [34], and the promising complementary approaches for implementing Abelian gauge fields pursued in the quantum-gas community render cold gases a promising platform for the realization of topology in interacting quantum matter [1–6].

Flux ladders constitute the minimal setup allowing for the interplay between effective magnetic fields and inter-particle interactions. Due to this interplay, they host rich ground-state phase diagrams, including vortex-liquid and Meissner phases, which can exist on top of superfluids and Mott insulators [35–37]. Also, they feature ground states breaking a discrete symmetry, such as vortex-lattice [35, 38–41], charge-density-wave [41, 42], and biased-ladder states [43]. Moreover, the possible existence of Laughlin-like states has attracted great interest [44–49] and the study of the Hall effect in flux ladders remains an active line of research [50–53]. At the same time, proposing adequate methods to probe these phases, i.e., via spectroscopic [54–56], transport [57–60], or microscopic probes, or via global measurements, remains an important question.

The ground-state phase diagram of the two-leg flux-ladder model has been discussed in detail and mapped out to a large extent within previous studies [61–72]. In many of these studies [62, 64, 67–69, 71, 72], the density-matrix renormalization-group method [73–75] has been the numerical method of choice. However, exploring the

* Corresponding author: heidrich-meisner@uni-goettingen.de

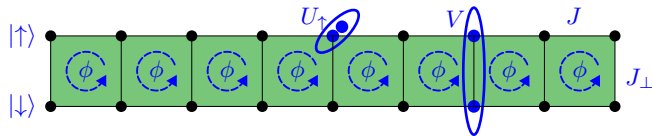


FIG. 1. Two-leg flux-ladder model. In setups exploiting synthetic dimensions, the legs of the ladder correspond to different internal atomic states $|\uparrow\rangle$ and $|\downarrow\rangle$ as discussed in Sec. II A. The Hamiltonian parameters J , J_\perp , V , U_\uparrow , and ϕ are introduced in Eq. (1).

exact parameter regimes that could be accessed in future experiments (including the influence of nearest-neighbor rung-wise interactions, which are typically present in synthetic dimension implementations), investigating the role of finite energy densities and temperatures [40, 48, 71, 76, 77] on the ground-state phase diagrams [41], and developing optimal state-preparation and detection protocols (based, for instance, on the dynamics induced by quantum quenches in the flux-ladder model) remain important open questions.

So far, experimental realizations of flux ladders have mostly concentrated on the non- or weakly-interacting regime. The strongly-interacting regime has remained elusive due to the existence of detrimental heating processes associated to most of the experimental methods used to emulate strong magnetic fields [78]. A step towards exploring the many-body case was the experimental study of the dynamics of two repulsively interacting bosons on a real-space flux ladder [24]. Synthetic dimension implementations seem particularly promising to extend these studies to a larger number of particles as we will discuss in detail in the following.

In this paper, we focus on bosonic two-leg synthetic flux ladders implemented exploiting two particular internal states of ^{41}K , and on a value of the magnetic flux that is particularly simple to obtain experimentally. The envisioned setup using potassium will first be described to motivate our choice of parameters, filling, and choice of initial states based on the experimental feasibility.

Second, we map out the ground-state phase diagram of the interacting flux-ladder model, which is illustrated in Fig. 1, using extensive density-matrix renormalization-group simulations. Putting the emphasis on a particle filling of one boson per rung and on parameters which are particularly well suited for the envisioned future experiments, we report on the existence of a biased-ladder phase [43] for intermediate interaction strengths (see Ref. [40, 41] for previous numerical studies of this phase). Most notably, the biased-ladder phase exhibits a population imbalance between the legs of the system, which is typically stabilized by rung-wise interactions. Additionally, we show that the system undergoes a superfluid-to-Mott insulator transition within the biased-ladder region for increasing interaction strengths, which is revealed by the opening of a charge gap. In the studied param-

TABLE I. Overview over the three ground-state phases considered in this paper, listing characteristic values of the leg-population imbalance Δ_m , the charge gap $\Delta\mu$, and the central charge c , as discussed in the main text. Note that various ground-states in the two-leg flux ladder are comprehensively discussed in [41], which also provides an extended tabular overview.

	Δ_m	$\Delta\mu$	c
biased-ladder phase (superfluid)	> 0	0	1
biased-ladder phase (Mott-insulating)	> 0	> 0	0
Meissner phase (Mott-insulating)	0	> 0	0

eter range, the biased-ladder phase neighbors a Meissner phase [35–37]. The Meissner state is typically found by increasing the interleg hopping amplitude and, in the limit of vanishing interactions, corresponds to a single minimum in the one-particle dispersion. The properties of the three ground-state phases considered in this paper are summarized in Table I. Note that their existence in flux-ladder models has been discussed in previous works. However, hitherto, the regime of parameters relevant to ultracold potassium gases has remained unexplored. In our analysis, we focus on accessible observables such as the chiral current and exemplify typical particle-current patterns and momentum-distribution functions in various ground-state phases.

Third, by time-evolving matrix-product states [79, 80], we investigate experimentally feasible quench protocols. They allow us to probe characteristics of quantum phases that are otherwise hardly accessible due to the notorious difficulty of (low-entropy) state preparation at certain model parameters. Noting that control over hopping matrix elements is well established in synthetic flux ladders [19, 20, 29], we show that for the instantaneous turning on of leg hopping in the Meissner phase, chiral currents in the short-time dynamics exhibit a similar dependence on the model parameters as the corresponding ground-state currents. Moreover, we show that clear signatures of the biased-ladder phase can be observed in the time evolution of the density imbalance between the legs, following the instantaneous turning on of interleg hopping.

This article is organized as follows. In Sec. II, we describe our proposed implementation of the flux-ladder model, define the Hamiltonian of the system and introduce several observables of interest. Section III comments on the matrix-product-state methods used in this paper. We map out the zero-temperature phase diagram in Sec. IV. Quantum quenches in the synthetic flux-ladder model are discussed in Sec. V. Finally, we summarize our work in Sec. VI.

II. SYNTHETIC FLUX-LADDER MODEL

A. Experimental scheme

In this paper, we consider synthetic flux ladders, i.e., flux ladders realized using one real dimension and one synthetic dimension consisting of two internal atomic states, denoted in the following by \uparrow and \downarrow . Our proposal for an experimental implementation is the following. We strongly confine the atoms in two transverse directions, in order to realize a one-dimensional Bose gas and subject them to a spin-independent one-dimensional optical lattice potential. In this situation, each spin state realizes one leg of the ladder with a nearest-neighbor leg hopping rate J . In addition, we coherently couple the spins via two-photon Raman transitions, effectively implementing a rung hopping rate J_{\perp} along a synthetic spin dimension. The momentum transferred to the atoms by the Raman lasers during the spin flip generates Peierls phases for the motion along the rungs, mimicking the effect of a magnetic field piercing the ladder [32].

So far, a major limitation of the experimental study of flux ladders with ultracold atoms has been the presence of detrimental heating processes associated to the periodic driving methods used to generate an artificial magnetic field [78, 81–83]. Although synthetic flux ladders are also driven systems, the driving frequency corresponds to the Zeeman splitting between atomic sublevels and is several orders of magnitude larger than in Floquet-based schemes. In this situation, one expects negligible heating caused by the coupling to the atomic micromotion. Therefore, these systems constitute an appealing experimental platform for exploring the interacting phase diagram of flux ladders.

For concreteness, we focus on the implementation of such flux ladders exploiting two internal states of ^{41}K . Furthermore, we consider the simplest experimental situation where both the optical lattice and the Raman coupling are produced by counter-propagating laser beams [19]. We set the wavelength of the Raman lasers to the potassium tune-out value $\lambda_R = 769$ nm, which maximizes the coupling strength and does not produce any scalar potential on the atoms. For an optical lattice created by a laser of wavelength $\lambda_L = 1064$ nm, this yields a magnetic flux $\phi/(2\pi) = \lambda_L/\lambda_R = 1064/769$, which will therefore be the value employed in the numerical simulations.

The strong transverse confinement required to enter the one-dimensional regime is realized with two additional optical lattices of wavelength λ_L , which propagate along the transverse directions. We select a large depth in the range $V_L \sim 40 - 55 E_L$, where $E_L = \hbar^2/(2m\lambda_L^2)$ is the lattice recoil energy, \hbar is Planck's constant and m is the mass of ^{41}K . This leads to the creation of an array of one-dimensional systems with negligible hopping between them during the timescales considered in this work.

As internal atomic states, we select the Zeeman sub-

levels $m_F = -1$ and $m_F = 0$ of the $F = 1$ hyperfine manifold of ^{41}K , and use the notation $|\uparrow\rangle \equiv |F = 1, m_F = -1\rangle$ and $|\downarrow\rangle \equiv |F = 1, m_F = 0\rangle$. Our choice is motivated by the interaction properties of these states. The $\uparrow\uparrow$ and $\downarrow\downarrow$ collisions are described by very similar and positive scattering lengths, resulting in nearly identical repulsive interactions in the legs of the ladder. In contrast, interactions in the $\uparrow\downarrow$ channel can be controlled exploiting an interstate Feshbach resonance located at a magnetic field ~ 52 G [84, 85]. In principle, it should be possible to vary the sign and strength of the interactions along the rungs, or even to completely cancel them. Achieving the necessary magnetic field stability might, however, be challenging. Therefore, in this paper, we focus on a large magnetic field limit (~ 400 G), where the two-photon Raman transitions are essentially immune against magnetic field fluctuations. In this situation, small rung hopping rates $J_{\perp} < \hbar \times 100$ Hz should be within reach, making the regime of both small ($J_{\perp}/J < 1$) and large ($J_{\perp}/J > 1$) rung-to-leg hopping rate ratios experimentally accessible. In the following, we consider the full range $J_{\perp}/J = 0.2 - 30$. In this magnetic field regime, the ^{41}K scattering lengths are essentially identical ($a_{\uparrow\uparrow} = 60.89 a_0$, $a_{\downarrow\downarrow} = 60.85 a_0$ and $a_{\uparrow\downarrow} = 60.72 a_0$, where a_0 is the Bohr radius) and the system is nearly SU(2) symmetric. This is, therefore, the situation considered in the simulations. Controlling the longitudinal optical lattice depth in the range $V_L \sim 4 - 10 E_L$ allows to adjust the inter-particle-interactions-to-hopping ratio U/J , and to realize values $U/J = 2.5 - 20$. Note that the second bosonic isotope of potassium, ^{39}K , should also allow to explore situations where the interactions in each leg are very different, or even have opposite signs [84, 86–89]. Studying these configurations, which are expected to give rise to density-dependent Peierls phases, goes beyond the scope of this work.

Finally, in all simulations, we consider a filling of one particle per rung. This situation could be easily obtained by starting with a system occupying a single leg of the ladder (i.e., a single spin state), in a Mott-insulator state with one particle per site, and with negligible leg hopping J . Then, activating the rung hopping J_{\perp} by turning on the coupling between the two spin states yields the desired filling of one particle per rung. This preparation sequence also allows to realize the initial states of the quench protocols discussed in Sec. V by adjusting the initial values of the leg and rung hoppings before the quench. The experimental ingredients described here for this future experiment are therefore all readily available.

B. Hamiltonian

The Hamiltonian describing the synthetic flux-ladder model is

$$\begin{aligned}
H = & -J \sum_{\sigma=\uparrow,\downarrow} \sum_{r=0}^{L-2} (a_{r,\sigma}^\dagger a_{r+1,\sigma} + \text{h.c.}) \\
& -J_\perp \sum_{r=0}^{L-1} (e^{-ir\phi} a_{r,\uparrow}^\dagger a_{r,\downarrow} + \text{h.c.}) \\
& + \frac{1}{2} \sum_{\sigma=\uparrow,\downarrow} U_\sigma \sum_{r=0}^{L-1} n_{r,\sigma} (n_{r,\sigma} - 1) \\
& + V \sum_{r=0}^{L-1} n_{r,\uparrow} n_{r,\downarrow}, \tag{1}
\end{aligned}$$

with the parameters J and J_\perp corresponding to nearest-neighbor hopping along the legs and rungs of the ladder, respectively, as described in Sec. II A. The site-local operator $a_{r,\sigma}^{(\dagger)}$ annihilates (creates) a boson on site (r, σ) . Note that the internal atomic states $\sigma = \uparrow, \downarrow$, also introduced in Sec. II A, are identified with the legs of the ladder. Further, $n_{r,\sigma} = a_{r,\sigma}^\dagger a_{r,\sigma}$ accounts for the occupation of local lattice sites. It is worth noting that we consider the so-called rung gauge [41] in which the Peierls phase factors are aligned along the rungs of the ladder. They are chosen in such a way that whenever a particle encircles a single plaquette of the ladder, its wavefunction gains a phase factor $e^{\pm i\phi}$, with the sign depending on the direction of the circulation. The parameters U_\uparrow and U_\downarrow determine site-local inter-particle interactions on the \uparrow -leg and \downarrow -leg, respectively, while V accounts for rung-wise interactions. In experimental implementations based on synthetic dimensions, the former are associated with the $a_{\uparrow\uparrow}$ and $a_{\downarrow\downarrow}$ scattering lengths, while the latter is proportional to the value of $a_{\uparrow\downarrow}$. The total numbers of bosons and rungs are denoted by N and L , respectively. We define the particle filling as $f = N/(2L)$. Further, we employ the abbreviation $N_\sigma = \sum_{r=0}^{L-1} a_{r,\sigma}^\dagger a_{r,\sigma}$ for the total particle number in leg σ . Note that we do not take a trapping potential into account, which is typically present in experimental realizations. We emphasize that throughout this paper, we consider the value of the flux $\phi/(2\pi) = 1064/769$ that will be most easily realized in the experiment. In the following, we set $\hbar = 1$ and $k_B = 1$ and employ the leg-hopping parameter J as our energetic unit of reference.

C. Observables of interest

In the following, we give an account of the observables considered in this paper. They have been chosen due to their experimental relevance in synthetic dimension implementations.

1. Momentum distribution functions

Experimentally, momentum-distribution functions are accessible via time-of-flight measurements. Moreover, Stern-Gerlach separation allows for leg-resolved measurements [19, 32]. Thus, leg-resolved momentum-distribution functions $n_\sigma(k_m)$ are given by means of momentum operators $\bar{a}_{k_m,\sigma}^{(\dagger)}$ obtained by Fourier transforming site-local operators $a_{r,\sigma}^{(\dagger)}$ along the spatial dimension,

$$n_l(k_m) = \langle \bar{a}_{k_m,\sigma}^\dagger \bar{a}_{k_m,\sigma} \rangle \tag{2}$$

$$\bar{a}_{k_m,\sigma} = \frac{1}{\sqrt{L}} \sum_{r=0}^{L-1} e^{ik_m r} a_{r,\sigma}. \tag{3}$$

The corresponding quasimomenta read $k_m = 2\pi m/L$ with $m = 0, 1, \dots, L-1$. Note that throughout this paper, angled brackets denote ground-state expectation values.

2. Chiral current

Various ground-state phases found in the flux-ladder model have been successfully distinguished by means of their characteristic particle-current patterns (see Ref. [41] for an overview). Particle currents $\langle j_r^\perp \rangle$ and $\langle j_{r,\sigma}^\parallel \rangle$, from site (r, \uparrow) to site (r, \downarrow) and from site (r, σ) to site $(r+1, \sigma)$, respectively, are obtained from the continuity equation for the occupation of the local lattice sites,

$$\begin{aligned}
-\frac{d}{dt} \langle n_{r,\sigma} \rangle &= i \langle [a_{r,\sigma}^\dagger a_{r,\sigma}, H] \rangle \\
&= \langle j_{r,\sigma}^\parallel \rangle - \langle j_{r-1,\sigma}^\parallel \rangle \pm \langle j_r^\perp \rangle, \tag{4}
\end{aligned}$$

with \pm for $\sigma = \uparrow, \downarrow$. The corresponding operators read

$$j_{r,\sigma}^\parallel = iJ a_{r,\sigma}^\dagger a_{r+1,\sigma} + \text{h.c.}, \tag{5}$$

$$j_r^\perp = iJ_\perp e^{-ir\phi} a_{r,\uparrow}^\dagger a_{r,\downarrow} + \text{h.c.} \tag{6}$$

Moreover, the chiral current

$$\langle j_c \rangle = \frac{1}{L-1} \sum_{r=0}^{L-2} (\langle j_{r,\downarrow}^\parallel \rangle - \langle j_{r,\uparrow}^\parallel \rangle), \tag{7}$$

represents the particle transport along the legs of the system in opposite directions. The parameter dependence of $\langle j_c \rangle$ can be used to study the vortex-to-Meisner-phase transition in flux ladders [35, 37]. Chiral currents have been experimentally measured by projecting the system into isolated double-wells using an optical superlattice and studying its time-dependent dynamics [17]. Such schemes become simpler to implement in synthetic flux ladders, where the legs of the ladder correspond to internal spin states that can be imaged independently exploiting Stern-Gerlach separation during time-of-flight expansion [19, 32].

3. Leg-population imbalance

As just mentioned above, in synthetic flux ladders the occupation of the individual legs can be easily determined experimentally because these correspond to different spin states. Here, we define the leg-population imbalance Δ_m by means of

$$\Delta_m = \frac{|\langle N_\uparrow \rangle - \langle N_\downarrow \rangle|}{\langle N_\uparrow \rangle + \langle N_\downarrow \rangle}. \quad (8)$$

Note that a finite leg-population imbalance, $\Delta_m > 0$, is the key feature of the biased-ladder phase [43], which exhibits unequal particle numbers $\langle N_\uparrow \rangle$ and $\langle N_\downarrow \rangle$ in the two legs.

III. NUMERICAL METHODS

In this section, we comment on the matrix-product-state based computation of ground states and quench dynamics in the synthetic flux-ladder model. The simulations are performed by means of the SyTen toolkit [90, 91]. The reader primarily interested in the physics may skip this part and jump immediately to Sec. IV.

Throughout our work, the $U(1)$ symmetry associated with the particle-number conservation of the flux-ladder Hamiltonian (1) is exploited in the matrix-product-state formalism. In particular, for the calculation of ground states, we employ the single-site variant of the density-matrix renormalization-group method [73–75], using subspace expansion [92]. Convergence of the variationally optimized states is ensured by comparing energy expectation values $\langle H \rangle$, variances $\langle H^2 \rangle - \langle H \rangle^2$, as well as all relevant observables, introduced in Sec. II C, for different values of the site-local bosonic cutoff and for different bond dimensions up to typically 3000. We note that for the Hamiltonian model parameters considered in this paper, a truncation to at most six bosons per lattice site is sufficient.

The quench dynamics presented in Sec. V are simulated using the two-site variant of the time-dependent variational principle algorithm [79, 80]. Concerning time evolutions, we typically employ bond dimensions up to 500 and ensure convergence of all relevant observables by increasing the bond dimension and decreasing the time step independently.

IV. ZERO-TEMPERATURE PHASE DIAGRAM

In the following, we map out the ground-state phase diagram of the synthetic flux-ladder model at particle filling one-half, $f = 1/2$, considering $SU(2)$ -symmetric interactions, $U_\uparrow = U_\downarrow = V = U$. We report on a superfluid as well as a Mott-insulating biased-ladder phase and a Mott-insulating Meissner phase.

Let us start with Fig. 2, which shows the phase diagram as a function of the interleg hopping strength J_\perp

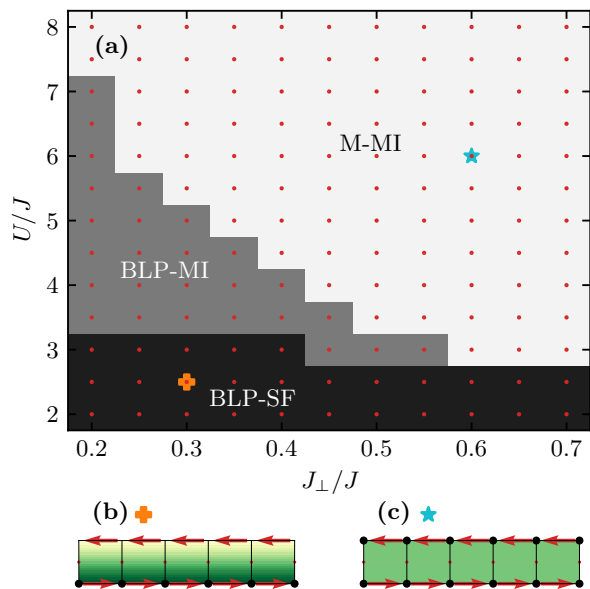


FIG. 2. Ground-state phase diagram for $f = 1/2$ and $U_\uparrow = U_\downarrow = V = U$, featuring superfluid biased-ladder (BLP-SF), biased-ladder Mott-insulating (BLP-MI), and Mott-insulating Meissner (M-MI) phases. (a) Dark gray shading indicates the BLP-SF. Light gray shading indicates the BLP-MI. Bright regions indicate the M-MI. Actual ground states have been computed for the values of J_\perp and U indicated by the red dots, considering ladders with $L = 40, 60$, and 80 rungs. Note that for noninteracting bosons ($U = 0$), the critical value of J_\perp corresponding to the vortex-to-Meissner transition is given by $J_\perp^c/J = 4.88$ [63, 93]. (b) and (c) Local density profile and current patterns in the BLP-SF ($J_\perp/J = 0.3$, $U/J = 2.5$) and M-MI ($J_\perp/J = 0.6$, $U/J = 6$), respectively. The size of the dots and the background shading indicate the local particle density. The red arrows show the local current patterns. The data shown in (b) and (c) are for the six most central rungs of a ladder comprising a total number of $L = 80$ rungs.

and the interaction strength U . Within the parameter region spanned by $U/J \in [2, 8]$ and $J_\perp/J \in [0.2, 0.7]$, extensive density-matrix renormalization-group simulations clearly reveal three kinds of phases, which are also summarized in Table I: (i) The ground states in the Mott-insulating Meissner phase exhibit uniform particle-density profiles and uniform local current patterns with an effective unit cell comprising one plaquette of the ladder. Moreover, as shown in Fig. 10 in the Appendix, the central charge of $c = 0$ of the Mott-insulating Meissner phase can be well reproduced from the entanglement entropy in the ground state. (ii) The Mott-insulating biased-ladder phase has a central charge of $c = 0$, and, most importantly, it features a finite leg-population imbalance, $\Delta_m > 0$. (iii) The superfluid biased-ladder phase exhibits a finite leg-population imbalance and a central charge of $c = 1$, which can also be reproduced from the numerical data. Note that the local particle currents and particle-density profiles in the superfluid biased-ladder phase and in the Mott-insulating Meissner

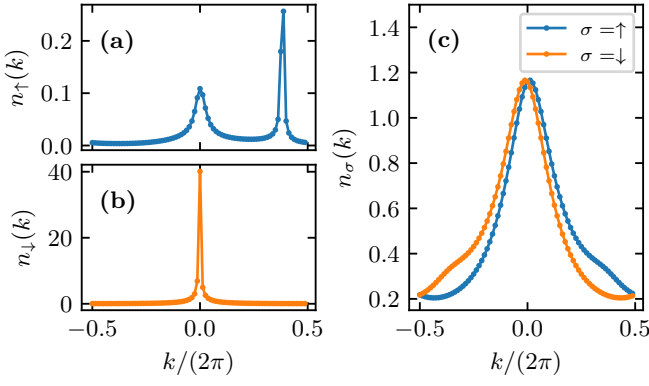


FIG. 3. Leg-resolved momentum-distribution function $n_\sigma(k)$, $f = 1/2$, $L = 80$. (a) and (b) are for the \uparrow and \downarrow leg, respectively, considering $J_\perp/J = 0.3$ and $U_\uparrow = U_\downarrow = V = 2.5J$, corresponding to the biased-ladder superfluid phase. (c) $J_\perp/J = 0.6$ and $U_\uparrow = U_\downarrow = V = 6J$, Mott-insulating Meissner phase. Note that in the Meissner phase, one finds $n_\uparrow(k) = n_\downarrow(-k)$, which does not apply to the biased-ladder phase. The current patterns and density profiles for the parameters considered in this figure are shown in Fig. 2(b) and Fig. 2(c).

phase are exemplified in Fig. 2(b) and Fig. 2(c), respectively.

For the purpose of distinguishing between the Mott-insulating and the superfluid phases, we analyze the charge gap

$$\Delta\mu = \epsilon_{N+1} + \epsilon_{N-1} - 2\epsilon_N. \quad (9)$$

Here, ϵ_N denotes the ground-state energy of a setup with N particles and particle filling $f = N/(2L)$. A vanishing charge gap, $\Delta\mu = 0$, indicates a commensurate phase (indicative of a superfluid), while a finite charge gap in the thermodynamic limit, $\lim_{L \rightarrow \infty} \Delta\mu > 0$, reveals a Mott insulator. It should be stressed that $\lim_{L \rightarrow \infty} \Delta\mu$ is estimated by means of a linear extrapolation of finite-size data in $1/L$.

We emphasize that the presence of rung-wise interactions, $V > 0$, generally enhances the stability of the biased-ladder phase. Interestingly, it has been shown in [94, 95] that a finite leg-population imbalance, $\Delta_m > 0$, can be found even in the absence of a magnetic field, if the strength of the rung-wise interactions exceeds the site-local interaction strength, $V > U_\uparrow, U_\downarrow$. However, one does not expect this – and we have not found any evidence – for a finite population imbalance at zero flux and close-to SU(2)-symmetric interactions.

In Fig. 3, we exemplify leg-resolved ($\sigma = \uparrow, \downarrow$) momentum-distribution functions $n_\sigma(k)$, as defined in Eq. (2), in the biased-ladder superfluid phase, and in the Mott-insulating Meissner phase. Figure 3(a) and Fig. 3(b) show $n_\uparrow(k)$ and $n_\downarrow(k)$ in the superfluid biased-ladder phase, for $J_\perp = 0.3J$ and $U = 2.5J$. Note that for the considered parameters, $\langle N_\uparrow \rangle \gg \langle N_\downarrow \rangle$ and the maximum values of $n_\uparrow(k)$ and $n_\downarrow(k)$ differ by two or-

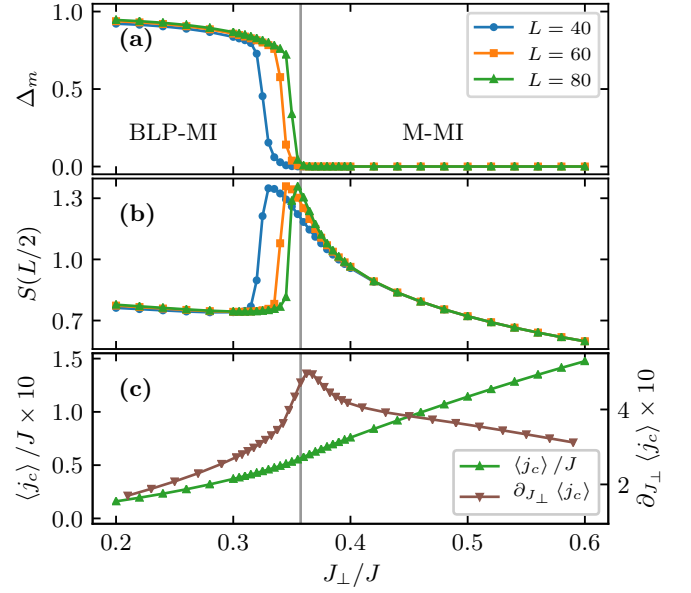


FIG. 4. Biased-ladder Mott insulator (BLP-MI) and Mott-insulating Meissner phase (M-MI) for $U_\uparrow = U_\downarrow = V = 4.5J$, and $f = 1/2$. (a) Leg-population imbalance Δ_m versus J_\perp considering $L = 40, 60, 80$ rungs. (b) Entanglement entropy $S(L/2)$ for a bipartition corresponding to a cut between the two most central rungs of the ladder. Note that the legend from panel (a) also applies to panel (b). (c) Chiral current $\langle j_c \rangle$ and slope of the chiral current $\partial_{J_\perp} \langle j_c \rangle$ versus J_\perp for $L = 80$ rungs.

ders of magnitude. Also, $n_\downarrow(k)$ is sharply peaked around zero quasi-momentum. Figure 3(c) focuses on the Mott-insulating Meissner phase and shows $n_\sigma(k)$ as obtained for $J_\perp/J = 0.6$ and $U = 6J$. Note that in the Meissner phase, the leg-resolved momentum-distribution functions fulfill the symmetry relation $n_\uparrow(k) = n_\downarrow(-k)$. Moreover, both momentum-distribution functions, $n_\uparrow(k)$ and $n_\downarrow(k)$, exhibit peaks in the immediate proximity to $k = 0$. Note that the current patterns and density profiles for the parameters considered in Fig. 3 are presented in Fig. 2(b) and Fig. 2(c).

Next, we concentrate on a horizontal cut through the phase diagram introduced in Fig. 2 at $U = 4.5J$ and elucidate the biased-ladder-Mott-insulator-to-Mott-insulating Meissner phase transition in Fig. 4. Figure 4(a) shows the ground-state leg-population imbalance Δ_m as a function of J_\perp for systems with $L = 40, 60$, and 80 rungs. The difference between the $L = 60$ and $L = 80$ data is almost negligible on the scale of the figure and the abrupt change of Δ_m clearly reveals the locus of the phase transition, which is also indicated by the vertical gray line. The half-cut entanglement entropy $S(L/2)$, which corresponds to a bipartition between the two most central rungs of the ladder, indicates the biased-ladder-to-Meissner-phase transition; see Fig. 4(b). Within the considered region $J_\perp/J \in [0.2, 0.6]$, the chiral current $\langle j_c \rangle$ increases monotonically with the interleg hopping strength J_\perp , which can also be seen in Fig. 4(c).

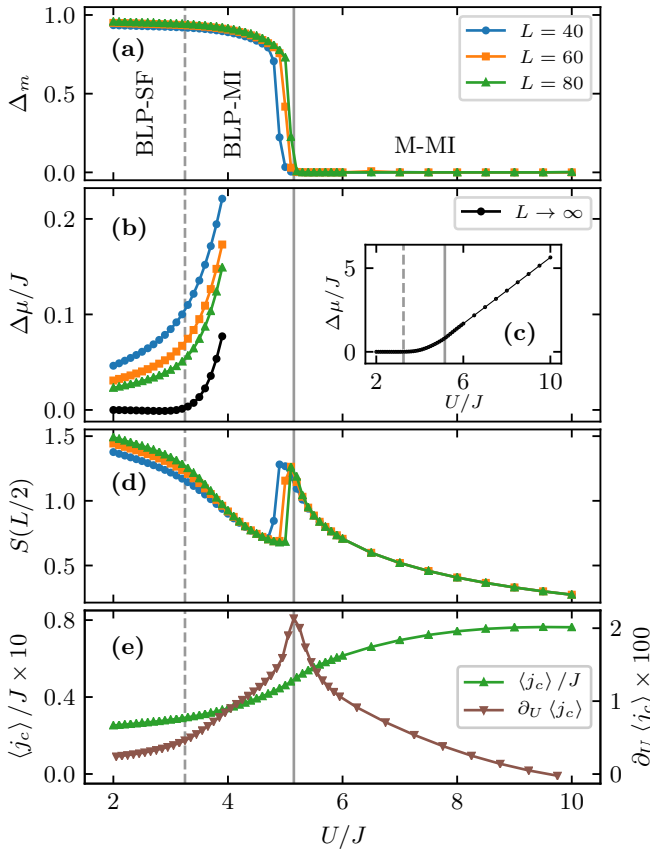


FIG. 5. Biased-ladder superfluid phase (BLP-SF), biased-ladder Mott insulator (BLP-MI), and Mott-insulating Meissner phase (M-MI) for $U = U_{\uparrow} = U_{\downarrow} = V$, $J_{\perp}/J = 0.3$, and $f = 1/2$. (a) Leg-population imbalance Δ_m versus U considering $L = 40, 60, 80$ rungs. The vertical gray lines indicate the estimated locus of the quantum phase transitions. (b) Charge gap $\Delta\mu$ versus U . The black solid line shows the extrapolated value of $\Delta\mu$ in the thermodynamic limit, $\lim_{L \rightarrow \infty} \Delta\mu$. The inset (c) shows the charge gap in the thermodynamic limit for $U/J \in [2, 10]$. (d) Entanglement entropy $S(L/2)$ for a bipartition corresponding to a cut between the two most central rungs of the ladder. Note that the legend from panel (a) also applies to panel (b) and (d). (e) Chiral current $\langle j_c \rangle$ and slope of the chiral current $\partial_U \langle j_c \rangle$ versus U considering $L = 80$ rungs.

However, a kink in $\langle j_c \rangle$ marks the point of the biased-ladder-to-Meissner-phase transition. This kink is also evident in the derivative $\partial_{J_{\perp}} \langle j_c \rangle$, as illustrated in Fig. 4(c).

Figure 5 focuses on a vertical cut through the phase diagram presented in Fig. 2 at $J_{\perp}/J = 0.3$. The abrupt change of the population imbalance when increasing U above approximately $5J$, shown in Fig. 5(a), pinpoints the transition from the Mott-insulating biased-ladder phase to the Mott-insulating Meissner phase. Note that finite-size effects in the population imbalance for systems with more than $L = 60$ rungs are negligible on the scale of the figure. Most interestingly, the system undergoes a superfluid to Mott-insulator transition within the biased-

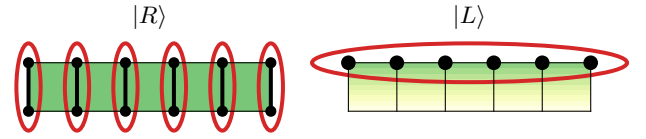


FIG. 6. Sketch of the initial states $|R\rangle$ and $|L\rangle$ considered in quantum quenches. $|R\rangle$ represents the one-particle-per-rung ground state of the ladder Hamiltonian H , introduced in Eq. (1), for vanishing leg hopping, $J = 0$. Note that each rung is occupied by exactly one particle. $|L\rangle$ represents the L -particles-on-one-leg ground state of H for vanishing interleg hopping, $J_{\perp} = 0$.

ladder phase when increasing U above approximately $3.2J$. This is revealed by the opening of a charge gap $\Delta\mu$, as shown in Fig. 5(b). In particular, in Fig. 5(b), we plot $\Delta\mu$ for systems with $L = 40, 60$, and 80 rungs (colored lines) as well as $\lim_{L \rightarrow \infty} \Delta\mu$ (black line), which has been obtained using a linear extrapolation of the finite-size data in $(1/L)$, as discussed above. The inset Fig. 5(c) shows the extrapolated charge gap $\lim_{L \rightarrow \infty} \Delta\mu$ for $U/J \in [2, 10]$. The half-cut entanglement entropy $S(L/2)$ shown in Fig. 5(d) exhibits a discontinuity at the transition from the Mott-insulating biased-ladder phase to the Mott-insulating Meissner phase. Moreover, $S(L/2)$ is independent of the system size L in the Mott-insulating phases, while it shows a dependence on L in the superfluid biased-ladder phase [41, 96]. The chiral current $\langle j_c \rangle$ is shown in Fig. 5(e) as a function of U . In analogy to results presented in Fig. 4(c), a maximum in its slope $\partial_U \langle j_c \rangle$ indicates the biased-ladder to Meissner phase transition. Note that the vertical gray lines show the estimated points of the quantum-phase transitions.

V. QUENCH DYNAMICS

Preparing a system close to its ground state experimentally can be notoriously difficult. Therefore, it is highly desirable to develop practical schemes to explore the various phases existing in the interacting flux ladder model [41]. This is underlined by recent experimental advances in noninteracting ladders, where elaborate loading procedures enabled the observation of chiral edge states [19, 20] and the estimation of Chern numbers [29, 59].

Here, we present feasible quench protocols which might allow one to probe the chiral current in the interacting Meissner phase and to detect signatures of an underlying biased-ladder phase in the transient dynamics of the leg-population imbalance. In Sec. V A, our focus is on the chiral current in the Meissner phase. There, we study the instantaneous turning on of leg hopping in the synthetic flux-ladder model, considering a rung-localized initial state, which is here denoted by $|R\rangle$. Explicitly, for a vanishing leg hopping ($J = 0$), $|R\rangle$ is the one-particle-

per-rung ground state of the Hamiltonian H introduced in Eq. (1). It is sketched in Fig. 6 and given by

$$|R\rangle = 2^{-L/2} \prod_{r=0}^{L-1} \left(e^{-ir\phi/2} a_{r,\uparrow}^\dagger + e^{ir\phi/2} a_{r,\downarrow}^\dagger \right) |\text{vac}\rangle, \quad (10)$$

where $|\text{vac}\rangle$ denotes the vacuum state with $\langle N \rangle = 0$. In Sec. VB, we concentrate on the leg-population imbalance and investigate the instantaneous turning on of interleg hopping considering a leg-localized initial state $|L\rangle$. Here, $|L\rangle$ represents the L -particles-on-one-leg ground state of H , as obtained for vanishing interleg hopping ($J_\perp = 0$). We recall that both initial states are experimentally accessible and the considered quench schemes are realistic in current quantum-gas platforms, see Sec. IIA.

A. Probing the chiral current

Let us start with the presentation of quench results in the presence of site-local interactions but without rung-wise interactions, $U_\uparrow = U_\downarrow = U$ and $V = 0$. Figure 7(a) shows the transient dynamics in the chiral current $\langle j_c \rangle$, which are induced by the instantaneous turning on of leg hopping in the rung-localized initial state $|R\rangle$. Explicitly, time evolutions of $\langle j_c \rangle$ are shown for hard-core bosons (HCB), considering $J_\perp/J = 4, 3, 2$, as well as for finite interaction strengths, $U/J = 20$ and $U/J = 10$, considering $J_\perp/J = 4$. For the purpose of a clear presentation, the data corresponding to different values of U and J_\perp are vertically offset by $m \times 0.25$, with $m = 0, 1, \dots, 4$. In order to neglect boundary effects, $\langle j_c \rangle$ is computed in the central one third of the ladder. A comparison of the $L = 61$ data (solid colored lines) and the $L = 41$ data (black dotted lines) reveals that finite-size effects are negligible within the considered time interval $tJ \in [0, 10]$. Most interestingly, Fig. 7(a) shows that after the instantaneous turning on of leg hopping, $\langle j_c \rangle$ oscillates around a finite value. The colored filled symbols represent the time averages of $\langle j_c \rangle$, which are computed in the interval $tJ \in [4, 10]$. Remarkably, for strong interactions, these time averages exhibit a very similar dependence on the model parameters as $\langle j_c \rangle$ in the ground state of the post-quench Hamiltonian, which are indicated by the black empty symbols.

Figure 7(b) gives an overview of the J_\perp -dependence of $\langle j_c \rangle$ in the ground state for $U/J = 10, 20$ and hard-core bosons, including the time averages from Fig. 7(a). We emphasize that for $U/J = 10$ and $U/J = 20$ as well as for hard-core bosons, the vortex-to-Meissner transition appears for values of $J_\perp/J < 2$ [37]. Thus, all of the parameters considered in Fig. 7 correspond to the Meissner phase. The quench energy $\Delta\epsilon$ measures the difference between the energy in the flux-ladder after turning on the hopping elements and the ground-state energy of the post-quench Hamiltonian H introduced in Eq. (1). Explicitly, it is given by

$$\Delta\epsilon = \langle \psi | H | \psi \rangle - \epsilon, \quad (11)$$

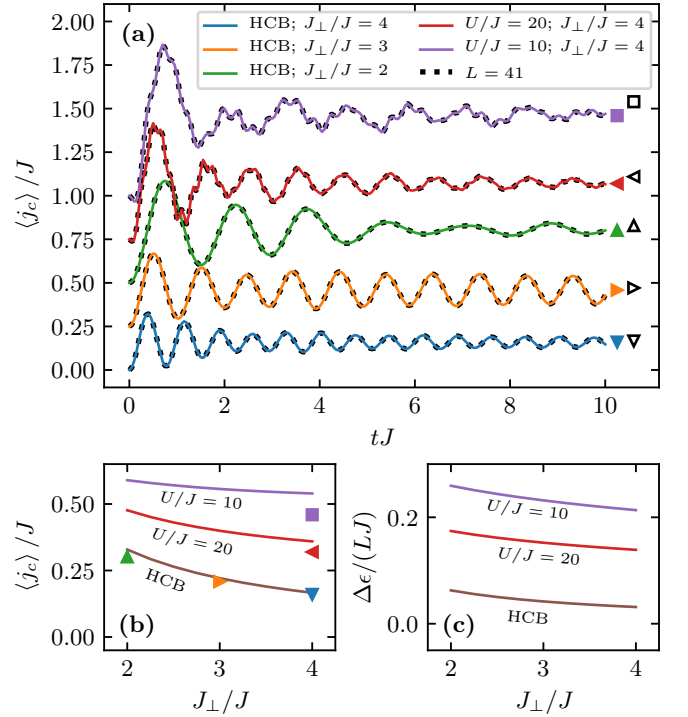


FIG. 7. Transient dynamics in the chiral current $\langle j_c \rangle$ after the instantaneous turning on of leg hopping for the initial state $|R\rangle$ and $V = 0$, $U_\uparrow = U_\downarrow = U$, $L = 61$. (a) $\langle j_c \rangle$ versus time t . HCB refers to hard-core bosons and the data corresponding to different parameters (J_\perp and U) are vertically offset by $0.25, 0.5, 0.75$, and 1 , for the purpose of a clear presentation. The black dotted lines are for $L = 41$ rungs, showing the negligible role of finite-size effects. In order to neglect boundary effects, $\langle j_c \rangle$ is computed in the central one third of the ladder. Colored filled symbols show the time-averaged value of $\langle j_c \rangle$ for $tJ \in [4, 10]$. Black empty symbols show $\langle j_c \rangle$ in the ground state of the post-quench Hamiltonian. (b) Overview over the J_\perp -dependence of $\langle j_c \rangle$ in the ground state of the post-quench Hamiltonian (colored solid lines). Colored symbols depict the time-averaged values of $\langle j_c \rangle$, which are also shown in (a). (c) Quench energy $\Delta\epsilon$ versus J_\perp .

where ϵ is the ground-state energy and $|\psi\rangle = |R\rangle, |L\rangle$ is the considered initial state. Figure 7(c) elucidates that $\Delta\epsilon$ decreases with increasing interaction strength and increasing interleg coupling strength J_\perp . This is in accordance with our observation that the quench protocol discussed here reproduces the chiral current in the ground state especially well in the strongly-interacting and large- J_\perp regime, which is deep in the Meissner phase. Lastly, we note that even though the case of vanishing rung-wise interactions ($V = 0$) is not particularly relevant in synthetic dimension implementations, it is still of general interest as it represents a variant of the flux-ladder model which has been extensively studied in previous works, see for instance [35, 37, 41].

Next, we concentrate on $SU(2)$ -symmetric interactions, which are especially relevant in ladders realized by means

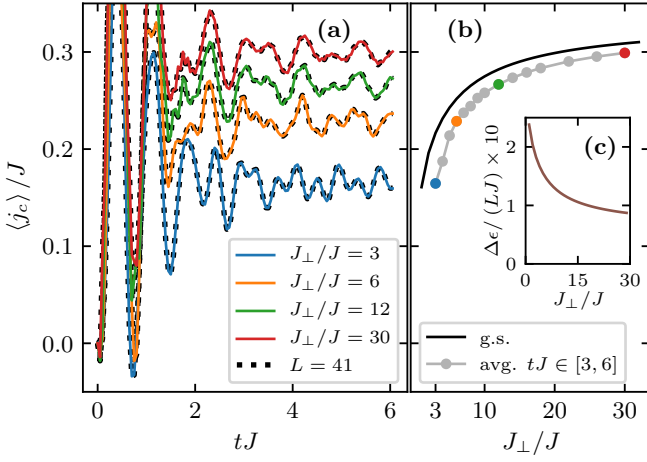


FIG. 8. Transient dynamics in the chiral current $\langle j_c \rangle$ after the instantaneous turning on of leg hopping for various values of J_\perp , the initial state $|R\rangle$, $U_\uparrow = U_\downarrow = V = 8J$, and $L = 61$. (a) $\langle j_c \rangle$ versus time t for $J_\perp/J = 3, 6, 12, 30$. The black dotted lines are for $L = 41$ rungs, showing the negligible role of finite-size effects. (b) The black solid line depicts $\langle j_c \rangle$ versus J_\perp in the ground state of the post-quench Hamiltonian. Gray symbols indicate the time-averaged values of $\langle j_c \rangle$ considering $tJ \in [5, 10]$ after the quench. Note that the values of $\langle j_c \rangle$ for which the transient dynamics are shown in panel (a) are highlighted by the corresponding colors. The inset (c) shows the quench energy $\Delta\epsilon$ versus J_\perp . In order to neglect boundary effects, $\langle j_c \rangle$ is computed in the central third of the ladder.

of a synthetic dimension, such as the ^{41}K system proposed in Sec. II A. In Fig. 8, we consider the instantaneous turning on of leg hopping for $U_\uparrow = U_\downarrow = V = 8J$ in a system with $L = 61$ rungs and for model parameters corresponding to the Meissner phase. Figure 8(a) shows the transient dynamics in $\langle j_c \rangle$, which are computed in the central third of the ladder, for different values of the interleg coupling strength $J_\perp/J = 3, 6, 12, 30$ (solid colored lines). In analogy to Fig. 8, it can be seen that after an initial transient regime up to time $tJ \approx 3$, $\langle j_c \rangle$ oscillates around a finite value. Moreover, the black dashed lines, which are for $L = 41$ and on top of the $L = 61$ results, suggest a negligible influence of boundary effects for $tJ \in [0, 6]$.

We emphasize that the time-averaged values of $\langle j_c \rangle$ in the interval $tJ \in [3, 6]$ provide a good estimate for $\langle j_c \rangle$ in the ground state of the post-quench Hamiltonian, capturing the J_\perp -dependence of the latter. This is elucidated in Fig. 8(b) for various values of $J_\perp/J \in [3, 30]$, where the solid black line corresponds to the ground state and the gray symbols depict the time averages. Note that time-averaged chiral currents for which the transient dynamics are shown in Fig. 8(a) are highlighted by the corresponding colors in Fig. 8(b). Additionally, Fig. 8(c) reveals that the quench energy $\Delta\epsilon$ decreases with increasing J_\perp , suggesting that the quench protocol is especially useful in the regime of strongly coupled legs, which is deep in the Meissner phase. Finally, we conclude that after the

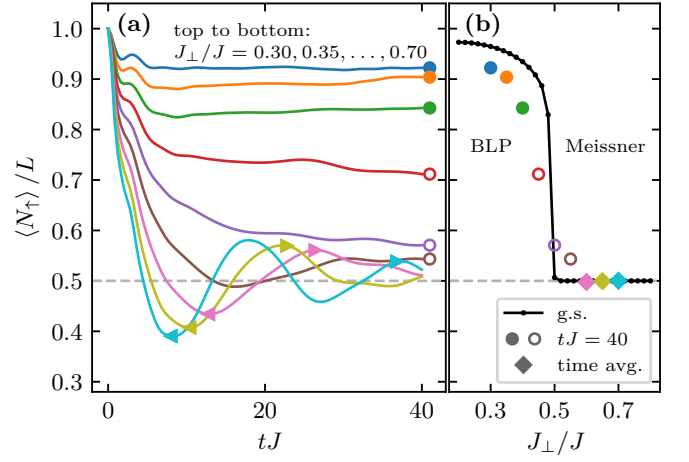


FIG. 9. Transient dynamics in the leg-population imbalance after the instantaneous turning on of interleg hopping for the initial state $|L\rangle$, $U_\uparrow = U_\downarrow = V = 3.5J$, $L = 61$, and $J_\perp/J \in [0.3, 0.7]$. (a) Particle number $\langle N_\uparrow \rangle/L$ in the \uparrow -leg versus time t . The gray dashed line indicates a vanishing leg-population imbalance, corresponding to $\langle N_\uparrow \rangle/L = 0.5$ (note that there is a total number of $\langle N \rangle = L$ particles). For values of J_\perp that show oscillations of $\langle N_\uparrow \rangle$ in $tJ \in [0, 40]$, left and right triangles indicate the time intervals for which the time-averaged data (diamonds) shown in (b) are computed. Concerning parameters, for which $\langle j_c \rangle$ does not show clear oscillations in the considered time interval, we consider the values attained at $tJ = 40$ (filled and empty circles). (b) $\langle N_\uparrow \rangle/L$ versus J_\perp in the ground state of the post-quench Hamiltonian (black line), indicating the biased-ladder phase (BLP) and the Meissner phase. Symbols depict the time-averaged values of $\langle N_\uparrow \rangle$ (diamonds) or $\langle N_\uparrow \rangle$ at $tJ = 40$ (filled and empty circles).

instantaneous turning on of leg hopping in the Meissner phase, the chiral current in the short-time dynamics exhibits a similar dependence on J_\perp as the chiral current in the corresponding ground state.

B. Signatures of the biased-ladder phase

In Fig. 9, we focus on the instantaneous turning on of rung hopping in the leg-localized initial state $|L\rangle$. It is shown that signatures of an underlying biased-ladder phase of the post-quench Hamiltonian can be observed in the transient dynamics of the density imbalance between the legs of the ladder. Here, the considered model parameters are $U_\uparrow = U_\downarrow = V = 3.5J$ and $J_\perp/J \in [0.3, 0.7]$. We stress that for $J_\perp/J < 0.5$, the ground state of the post-quench Hamiltonian is in the biased-ladder phase, while $J_\perp/J > 0.5$ corresponds to the Meissner phase, see Fig. 2. Figure 9(a) depicts the average particle number $\langle N_\uparrow \rangle/L$ in the \uparrow -leg versus the time t elapsed after the quench. Most interestingly, for parameters which clearly correspond to the biased-ladder phase, namely $J_\perp/J = 0.3$, $J_\perp/J = 0.35$, and $J_\perp/J = 0.4$, a very stable density imbalance is maintained throughout the considered time interval $tJ \in [0, 40]$. On the other hand, for the param-

ters corresponding to the Meissner phase, $J_{\perp}/J = 0.60$, $J_{\perp}/J = 0.65$, and $J_{\perp}/J = 0.70$, $\langle N_{\uparrow} \rangle$ quickly starts to decay and to oscillate around $L/2$, which corresponds to a vanishing leg-population imbalance characteristic of the Meissner phase. For values of J_{\perp} which are in the immediate proximity to the biased-ladder-to-Meissner phase transition, namely $J_{\perp}/J = 0.45$, $J_{\perp}/J = 0.5$, and $J_{\perp}/J = 0.55$, $\langle N_{\uparrow} \rangle$ does not exhibit decaying oscillations in the considered time interval $tJ \in [0, 40]$ but suggests a possible decay towards $L/2$ on an intermediate time scale.

Figure 9(b) shows $\langle N_{\uparrow} \rangle$ in the ground state of the post-quench Hamiltonian (black line), which unambiguously indicates the biased-ladder phase for $J_{\perp}/J < 0.5$. The diamond-shaped symbols depict time-averages of $\langle N_{\uparrow} \rangle$, considering intervals as indicated by the left and right triangles in Fig. 9(a). They reveal that for model parameters corresponding to the Meissner phase, the density imbalance between the legs quickly vanishes after the turning on of interleg hopping. However, for values of J_{\perp} corresponding to the biased-ladder phase, the values of $\langle N_{\uparrow} \rangle$ attained at $tJ = 40$, which are indicated by the filled circles, reveal a residual finite density imbalance between the legs on the time scales simulated here. Since the quench puts the system at finite temperature, we expect that the imbalance will ultimately decay to zero, consistent with studies of order-parameter decays in other one-dimensional systems [97–99]. Moreover, there is a J_{\perp} -dependence that is in accordance with the one of the ground state in the post-quench Hamiltonian. Similarly, for values of J_{\perp} in the immediate proximity to the biased-ladder-to-Meissner phase transition, the values of $\langle N_{\uparrow} \rangle$ attained at $tJ = 40$ are indicated by the empty circles. We conclude that the underlying biased-ladder phase leaves signatures in the short-time dynamics following the instantaneous turning on of interleg hopping in the leg-localized initial state $|L\rangle$.

VI. SUMMARY

In this paper, we studied the ground-state phases and quench dynamics in an interacting bosonic flux-ladder model. The focus was on model parameters and specifics that are realistic in a ^{41}K setup which exploits two internal atomic states (\uparrow, \downarrow) as a synthetic dimension. Explicitly, we concentrated on rung-wise $\text{SU}(2)$ -symmetric interactions $U_{\uparrow} = U_{\downarrow} = V = U$, a particle filling of one boson per rung $f = 1/2$, and a value of the magnetic flux $\phi/(2\pi) = 1064/769$.

Using extensive density-matrix renormalization-group method simulations, we mapped out the ground-state phase diagram of the synthetic flux-ladder model as a function of the interaction strength U and the interleg hopping J_{\perp} . For large values of U and J_{\perp} , the model is typically found to be in a Meissner phase. Moreover, for intermediate values of U and J_{\perp} , the model hosts biased-ladder phases, which are generally stabilized by

the presence of rung-wise interactions and can exist on top of superfluids as well as Mott insulators.

By time-evolving matrix-product states, we studied how the chiral current $\langle j_c \rangle$ and the leg-population imbalance Δ_m , which are key observables in the Meissner phase and in the biased-ladder phase, respectively, can be probed in the framework of feasible quantum-quench protocols. In particular, for the Meissner phase, the instantaneous turning on of the leg hopping J in the rung-localized initial state $|R\rangle$ induces a transient chiral current. Interestingly, it exhibits a similar dependence on the model parameters as the chiral current in the ground state of the corresponding post-quench Hamiltonian. We showed that this protocol is especially promising for large values of U and J_{\perp} , which is deep in the Meissner phase. Concentrating on the leg-population imbalance, we showed that an underlying biased-ladder phase leaves signatures in the short-time dynamics that are induced by the instantaneous turning on of the interleg hopping J_{\perp} in a leg-localized initial state $|L\rangle$.

The results presented in this paper are expected to provide useful guidance to future experimental implementations of flux ladders exploiting synthetic dimensions.

ACKNOWLEDGMENTS

We thank S. Greschner and L. Stenzel for helpful discussions. This work was supported by the Deutsche Forschungsgemeinschaft (DFG, German Research Foundation) under Project No. 277974659 via Research Unit FOR 2414 and under Germanys Excellence Strategy—EXC-2111—No. 390814868. M.B. and U.S. acknowledge funding through the ExQM graduate school. L.T. acknowledges additional support from Fundació Privada Cellex, Fundació Mir-Puig, Ministerio de Ciencia, Innovación y Universidades (Severo Ochoa SEV-2015-0522, Plan Nacional FIS2017-88334-P, and Ramón y Cajal RYC-2015-17890), and Generalitat de Catalunya (SGR1660 and CERCA program). C.H. acknowledges funding through ERC Grant QUENOCOBA, ERC-2016-ADG (Grant No. 742102).

Appendix: Charge gap and central charge

In this appendix and in Fig. 10, we present additional results underlining the ground-state phase diagram for $\text{SU}(2)$ -symmetric interactions $U_{\uparrow} = U_{\downarrow} = V = U$ and particle filling $f = 1/2$ presented in Fig. 2. Figure 10(a), Fig. 10(b), and Fig. 10(c) show the particle number $\langle N \rangle$ in the grand-canonical ground state as a function of the chemical potential μ for $U/J = 2.5$, $U/J = 4.5$, and $U/J = 7$, respectively, considering $J_{\perp}/J = 0.3$. Note that these parameters are also considered in Fig. 5. As discussed in Sec. IV, for $U/J = 4.5$ and $U/J = 7$, Mott-insulating ground states appear at filling $f = 1/2$. Note that the plateaus at $\langle N \rangle = L$ in the $\langle N \rangle$ versus μ curves

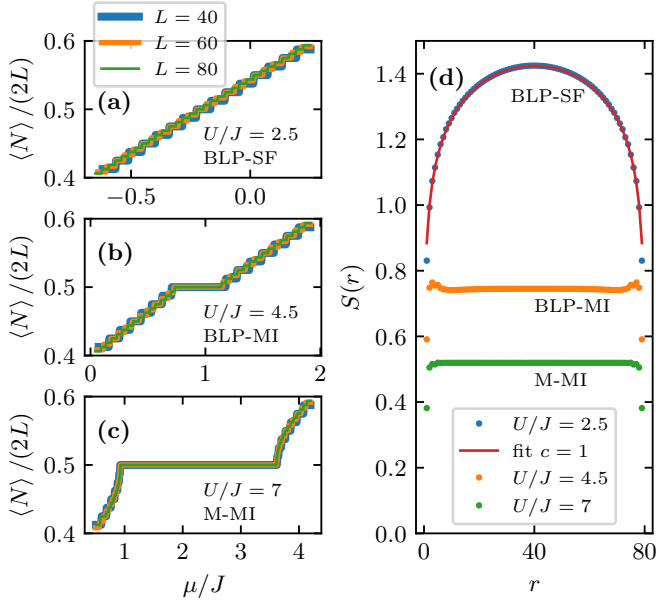


FIG. 10. Particle number $\langle N \rangle$ in the grand-canonical ground state versus chemical potential μ and entanglement spectra, for $J_{\perp} = 0.3J$ and different values of $U_{\uparrow} = U_{\downarrow} = V = U$. $U/J = 2.5$ corresponds to the superfluid biased-ladder phase (BLP-SF), $U/J = 4.5$ corresponds to the Mott-insulating biased-ladder phase (BLP-MI), and $U/J = 7$ corresponds to the Mott-insulating Meissner phase (M-MI). (a) $\langle N \rangle$ versus μ , $U = 2.5J$, BLP-SF. Data are shown for $L = 40, 60, 80$ rungs. (b) $U = 4.5J$, BLP-MI. (c) $U = 7J$, M-MI. The plateaus in (b) and (c) indicate the appearance of Mott-insulators at filling $f = 1/2$; see also Fig. 5. (d) Entanglement entropy $S(r)$ obtained for bipartitions corresponding to cuts between rung $(r - 1)$ and rung r for $U = 2.5J$ (BLP-SF, $c = 1$), $U = 4.5J$ (BLP-MI, $c = 0$), and $U = 7J$ (M-MI, $c = 1$); considering $f = 1/2$. The red dashed line has been obtained by fitting the parameter g in Eq. (A.1) to the $U = 2.5J$ data, considering $c = 1$.

shown in Fig. 10(b) and Fig. 10(c) are indicative for these Mott-insulating phases. Figure 10(d) shows the entanglement entropy $S(r)$ as obtained for bipartitions corresponding to cuts between rung $(r - 1)$ and rung r , $U = 2.5J$ (biased-ladder superfluid, $c = 0$), $U = 4.5J$ (biased-ladder Mott-insulator, $c = 0$), and $U = 7J$ (Mott-insulating Meissner phase, $c = 1$), considering a particle filling $f = 1/2$. Note that the ground-state entanglement entropy is predicted to scale as [100, 101]

$$S(r) = \frac{c}{6} \log \left(\frac{L}{\pi} \sin \left(\frac{\pi r}{L} \right) \right) + g, \quad (\text{A.1})$$

with c being the central charge and g a nonuniversal constant. The red line is obtained by least-square fitting the offset g in the expression above to the $U/J = 2.5$ data, considering a central charge $c = 1$, which is expected for the superfluid biased-ladder phase.

[1] N. R. Cooper, J. Dalibard, and I. B. Spielman, *Rev. Mod. Phys.* **91**, 015005 (2019).
[2] M. Aidelsburger, S. Nascimbene, and N. Goldman, *C. R. Phys.* **19**, 394 (2018).
[3] N. Goldman, J. C. Budich, and P. Zoller, *Nat. Phys.* **12**, 639 (2016).
[4] N. Goldman, G. Juzeliūnas, P. Öhberg, and I. B. Spielman, *Rep. Prog. Phys.* **77**, 126401 (2014).
[5] V. Galitski and I. B. Spielman, *Nature (London)* **494**, 49 (2013).
[6] J. Dalibard, F. Gerbier, G. Juzeliūnas, and P. Öhberg, *Rev. Mod. Phys.* **83**, 1523 (2011).
[7] P. Roushan, C. Neill, A. Megrant, Y. Chen, R. Babush, R. Barends, B. Campbell, Z. Chen, B. Chiaro, A. Dunsworth, *et al.*, *Nat. Phys.* **13**, 146 (2017).
[8] P. Roushan, C. Neill, J. Tangpanitanon, V. M. Bastidas, A. Megrant, R. Barends, Y. Chen, Z. Chen, B. Chiaro, A. Dunsworth, A. Fowler, B. Foxen, M. Giustina, E. Jeffrey, J. Kelly, E. Lucero, J. Mutus, M. Neeley, C. Quin-

tana, D. Sank, A. Vainsencher, J. Wenner, T. White, H. Neven, D. G. Angelakis, and J. Martinis, *Science* **358**, 1175 (2017).
[9] Z. Wang, Y. Chong, J. D. Joannopoulos, and M. Soljačić, *Nature* **461**, 772 (2009).
[10] K. Fang, Z. Yu, and S. Fan, *Phys. Rev. B* **87**, 060301 (2013).
[11] J. Ningyuan, C. Owens, A. Sommer, D. Schuster, and J. Simon, *Phys. Rev. X* **5**, 021031 (2015).
[12] C. Owens, A. LaChapelle, B. Saxberg, B. M. Anderson, R. Ma, J. Simon, and D. I. Schuster, *Phys. Rev. A* **97**, 013818 (2018).
[13] M. Aidelsburger, M. Atala, S. Nascimbène, S. Trotzky, Y.-A. Chen, and I. Bloch, *Phys. Rev. Lett.* **107**, 255301 (2011).
[14] J. Struck, C. Ölschläger, M. Weinberg, P. Hauke, J. Simonet, A. Eckardt, M. Lewenstein, K. Sengstock, and P. Windpassinger, *Phys. Rev. Lett.* **108**, 225304 (2012).

- [15] M. Aidelsburger, M. Atala, M. Lohse, J. T. Barreiro, B. Paredes, and I. Bloch, *Phys. Rev. Lett.* **111**, 185301 (2013).
- [16] H. Miyake, G. A. Siviloglou, C. J. Kennedy, W. C. Burton, and W. Ketterle, *Phys. Rev. Lett.* **111**, 185302 (2013).
- [17] M. Atala, M. Aidelsburger, M. Lohse, J. T. Barreiro, B. Paredes, and I. Bloch, *Nat. Phys.* **10**, 588 (2014).
- [18] G. Jotzu, M. Messer, R. Desbuquois, M. Lebrat, T. Uehlinger, D. Greif, and T. Esslinger, *Nature (London)* **515**, 237 (2014).
- [19] B. Stuhl, H.-I. Lu, L. Aycok, D. Genkina, and I. Spielman, *Science* **349**, 1514 (2015).
- [20] M. Mancini, G. Pagano, G. Cappellini, L. Livi, M. Rider, J. Catani, C. Sias, P. Zoller, M. Inguscio, M. Dalmonte, and L. Fallani, *Science* **349**, 1510 (2015).
- [21] L. F. Livi, G. Cappellini, M. Diem, L. Franchi, C. Clivati, M. Frittelli, F. Levi, D. Calonico, J. Catani, M. Inguscio, and L. Fallani, *Phys. Rev. Lett.* **117**, 220401 (2016).
- [22] N. Fläschner, B. S. Rem, M. Tarnowski, D. Vogel, D.-S. Lühmann, K. Sengstock, and C. Weitenberg, *Science* **352**, 1091 (2016).
- [23] F. A. An, E. J. Meier, and B. Gadway, *Sci. Adv.* **3**, e1602685 (2017).
- [24] M. E. Tai, A. Lukin, M. Rispoli, R. Schittko, T. Menke, D. Borgnia, P. M. Preiss, F. Grusdt, A. M. Kaufman, and M. Greiner, *Nature (London)* **546**, 519 (2017).
- [25] S. Kolkowitz, S. L. Bromley, T. Bothwell, M. L. Wall, G. E. Marti, A. P. Koller, X. Zhang, A. M. Rey, and J. Ye, *Nature (London)* **542**, 66 (2017).
- [26] J. H. Kang, J. H. Han, and Y. Shin, *Phys. Rev. Lett.* **121**, 150403 (2018).
- [27] F. A. An, E. J. Meier, and B. Gadway, *Phys. Rev. X* **8**, 031045 (2018).
- [28] J. H. Han, J. H. Kang, and Y. Shin, *Phys. Rev. Lett.* **122**, 065303 (2019).
- [29] D. Genkina, L. M. Aycok, H.-I. Lu, M. Lu, A. M. Pineiro, and I. B. Spielman, *New J. Phys.* **21**, 053021 (2019).
- [30] L. Asteria, D. T. Tran, T. Ozawa, M. Tarnowski, B. S. Rem, N. Fläschner, K. Sengstock, N. Goldman, and C. Weitenberg, *Nat. Phys.* **15**, 449 (2019).
- [31] T. Chalopin, T. Sator, A. Evrard, V. Makhalov, J. Dalibard, R. Lopes, and S. Nascimbene, (2020), [arXiv:2001.01664 \[cond-mat.quant-gas\]](https://arxiv.org/abs/2001.01664).
- [32] A. Celi, P. Massignan, J. Ruseckas, N. Goldman, I. B. Spielman, G. Juzeliūnas, and M. Lewenstein, *Phys. Rev. Lett.* **112**, 043001 (2014).
- [33] I. Bloch, J. Dalibard, and W. Zwerger, *Rev. Mod. Phys.* **80**, 885 (2008).
- [34] C. Chin, R. Grimm, P. Julienne, and E. Tiesinga, *Rev. Mod. Phys.* **82**, 1225 (2010).
- [35] E. Orignac and T. Giamarchi, *Phys. Rev. B* **64**, 144515 (2001).
- [36] A. Petrescu and K. Le Hur, *Phys. Rev. Lett.* **111**, 150601 (2013).
- [37] M. Piraud, F. Heidrich-Meisner, I. P. McCulloch, S. Greschner, T. Vekua, and U. Schollwöck, *Phys. Rev. B* **91**, 140406 (2015).
- [38] A. Dhar, M. Maji, T. Mishra, R. V. Pai, S. Mukerjee, and A. Paramekanti, *Phys. Rev. A* **85**, 041602 (2012).
- [39] A. Dhar, T. Mishra, M. Maji, R. V. Pai, S. Mukerjee, and A. Paramekanti, *Phys. Rev. B* **87**, 174501 (2013).
- [40] S. Greschner, M. Piraud, F. Heidrich-Meisner, I. P. McCulloch, U. Schollwöck, and T. Vekua, *Phys. Rev. Lett.* **115**, 190402 (2015).
- [41] S. Greschner, M. Piraud, F. Heidrich-Meisner, I. P. McCulloch, U. Schollwöck, and T. Vekua, *Phys. Rev. A* **94**, 063628 (2016).
- [42] S. Greschner and T. Vekua, *Phys. Rev. Lett.* **119**, 073401 (2017).
- [43] R. Wei and E. J. Mueller, *Phys. Rev. A* **89**, 063617 (2014).
- [44] F. Grusdt and M. Hönig, *Phys. Rev. A* **90**, 053623 (2014).
- [45] A. Petrescu and K. Le Hur, *Phys. Rev. B* **91**, 054520 (2015).
- [46] E. Cornfeld and E. Sela, *Phys. Rev. B* **92**, 115446 (2015).
- [47] A. Petrescu, M. Piraud, G. Roux, I. P. McCulloch, and K. Le Hur, *Phys. Rev. B* **96**, 014524 (2017).
- [48] M. Calvanese Strinati, E. Cornfeld, D. Rossini, S. Barbarino, M. Dalmonte, R. Fazio, E. Sela, and L. Mazza, *Phys. Rev. X* **7**, 021033 (2017).
- [49] M. Calvanese Strinati, S. Sahoo, K. Shtengel, and E. Sela, *Phys. Rev. B* **99**, 245101 (2019).
- [50] P. Prelovšek, M. Long, T. Markež, and X. Zotos, *Phys. Rev. Lett.* **83**, 2785 (1999).
- [51] X. Zotos, F. Naef, M. Long, and P. Prelovšek, *Phys. Rev. Lett.* **85**, 377 (2000).
- [52] S. Greschner, M. Filippone, and T. Giamarchi, *Phys. Rev. Lett.* **122**, 083402 (2019).
- [53] M. Filippone, C.-E. Bardyn, S. Greschner, and T. Giamarchi, *Phys. Rev. Lett.* **123**, 086803 (2019).
- [54] M. L. Wall, A. P. Koller, S. Li, X. Zhang, N. R. Cooper, J. Ye, and A. M. Rey, *Phys. Rev. Lett.* **116**, 035301 (2016).
- [55] M. C. Strinati, F. Gerbier, and L. Mazza, *New Journal of Physics* **20**, 015004 (2018).
- [56] C. Repellin and N. Goldman, *Phys. Rev. Lett.* **122**, 166801 (2019).
- [57] L. Wang, A. A. Soluyanov, and M. Troyer, *Phys. Rev. Lett.* **110**, 166802 (2013).
- [58] T.-S. Zeng, C. Wang, and H. Zhai, *Phys. Rev. Lett.* **115**, 095302 (2015).
- [59] S. Muegel, A. Dauphin, P. Massignan, L. Tarruell, M. Lewenstein, C. Lobo, and A. Celi, *SciPost Phys.* **3**, 012 (2017).
- [60] L. Taddia, E. Cornfeld, D. Rossini, L. Mazza, E. Sela, and R. Fazio, *Phys. Rev. Lett.* **118**, 230402 (2017).
- [61] S. T. Carr, B. N. Narozhny, and A. A. Nersisyan, *Phys. Rev. B* **73**, 195114 (2006).
- [62] G. Roux, E. Orignac, S. R. White, and D. Poilblanc, *Phys. Rev. B* **76**, 195105 (2007).
- [63] A. Tokuno and A. Georges, *New J. Phys.* **16**, 073005 (2014).
- [64] M. Di Dio, S. De Palo, E. Orignac, R. Citro, and M.-L. Chiofalo, *Phys. Rev. B* **92**, 060506 (2015).
- [65] S. Uchino and A. Tokuno, *Phys. Rev. A* **92**, 013625 (2015).
- [66] S. Uchino, *Phys. Rev. A* **93**, 053629 (2016).
- [67] T. Bilitewski and N. R. Cooper, *Phys. Rev. A* **94**, 023630 (2016).
- [68] E. Orignac, R. Citro, M. D. Dio, S. D. Palo, and M.-L. Chiofalo, *New J. Phys.* **18**, 055017 (2016).
- [69] E. Orignac, R. Citro, M. Di Dio, and S. De Palo, *Phys. Rev. B* **96**, 014518 (2017).

- [70] D. Hugel, H. U. R. Strand, P. Werner, and L. Pollet, *Phys. Rev. B* **96**, 054431 (2017).
- [71] R. Citro, S. De Palo, M. Di Dio, and E. Orignac, *Phys. Rev. B* **97**, 174523 (2018).
- [72] M. Calvanese Strinati, R. Berkovits, and E. Shimshoni, *Phys. Rev. B* **100**, 245149 (2019).
- [73] S. R. White, *Phys. Rev. Lett.* **69**, 2863 (1992).
- [74] U. Schollwock, *Rev. Mod. Phys.* **77**, 259 (2005).
- [75] U. Schollwock, *Ann. Phys. (N.Y.)* **326**, 96 (2011).
- [76] E. Coira, P. Barmettler, T. Giamarchi, and C. Kollath, *Phys. Rev. B* **98**, 104435 (2018).
- [77] M. Buser, F. Heidrich-Meisner, and U. Schollwock, *Phys. Rev. A* **99**, 053601 (2019).
- [78] A. Eckardt, *Rev. Mod. Phys.* **89**, 011004 (2017).
- [79] J. Haegeman, J. I. Cirac, T. J. Osborne, I. Piorn, H. Verschelde, and F. Verstraete, *Phys. Rev. Lett.* **107**, 070601 (2011).
- [80] S. Paeckel, T. Kohler, A. Swoboda, S. R. Manmana, U. Schollwock, and C. Hubig, *Ann. Phys.* **411**, 167998 (2019).
- [81] M. Messer, K. Sandholzer, F. Gorg, J. Minguzzi, R. Desbuquois, and T. Esslinger, *Phys. Rev. Lett.* **121**, 233603 (2018).
- [82] K. Viebahn, J. Minguzzi, K. Sandholzer, A.-S. Walter, F. Gorg, and T. Esslinger, (2020), [arXiv:2003.05937](https://arxiv.org/abs/2003.05937) [cond-mat.quant-gas].
- [83] M. Reitter, J. Nager, K. Wintersperger, C. Strater, I. Bloch, A. Eckardt, and U. Schneider, *Phys. Rev. Lett.* **119**, 200402 (2017).
- [84] M. Lysebo and L. Veseth, *Phys. Rev. A* **81**, 032702 (2010).
- [85] L. Tanzi, C. R. Cabrera, J. Sanz, P. Cheiney, M. Tomza, and L. Tarruell, *Phys. Rev. A* **98**, 062712 (2018).
- [86] C. D’Errico, M. Zaccanti, M. Fattori, G. Roati, M. Inguscio, G. Modugno, and A. Simoni, *New J. Phys.* **9**, 223 (2007).
- [87] C. Cabrera, L. Tanzi, J. Sanz, B. Naylor, P. Thomas, P. Cheiney, and L. Tarruell, *Science* **359**, 301 (2018).
- [88] P. Cheiney, C. R. Cabrera, J. Sanz, B. Naylor, L. Tanzi, and L. Tarruell, *Phys. Rev. Lett.* **120**, 135301 (2018).
- [89] J. Sanz, A. Frolian, C. S. Chisholm, C. R. Cabrera, and L. Tarruell, (2019), [arXiv:1912.06041](https://arxiv.org/abs/1912.06041) [cond-mat.quant-gas].
- [90] C. Hubig, F. Lachenmaier, N.-O. Linden, T. Reinhard, L. Stenzel, A. Swoboda, and M. Grundner, “The SyTEN toolkit,” <https://syten.eu>.
- [91] C. Hubig, *Symmetry-Protected Tensor Networks*, Ph.D. thesis, LMU Munchen (2017).
- [92] C. Hubig, I. P. McCulloch, U. Schollwock, and F. A. Wolf, *Phys. Rev. B* **91**, 155115 (2015).
- [93] D. Hugel and B. Paredes, *Phys. Rev. A* **89**, 023619 (2014).
- [94] F. Zhan, J. Sabbatini, M. J. Davis, and I. P. McCulloch, *Phys. Rev. A* **90**, 023630 (2014).
- [95] L. Barbiero, M. Abad, and A. Recati, *Phys. Rev. A* **93**, 033645 (2016).
- [96] J. Eisert, M. Cramer, and M. B. Plenio, *Rev. Mod. Phys.* **82**, 277 (2010).
- [97] P. Barmettler, M. Punk, V. Gritsev, E. Demler, and E. Altman, *Phys. Rev. Lett.* **102**, 130603 (2009).
- [98] T. Enss and J. Sirker, *New Journal of Physics* **14**, 023008 (2012).
- [99] A. Bauer, F. Dorfner, and F. Heidrich-Meisner, *Phys. Rev. A* **91**, 053628 (2015).
- [100] G. Vidal, J. I. Latorre, E. Rico, and A. Kitaev, *Phys. Rev. Lett.* **90**, 227902 (2003).
- [101] P. Calabrese and J. Cardy, *J. Stat. Mech. Theory and Exp.* **2004**, P06002 (2004).