

Equivalence of “Reversible” and “Irreversible” Entropy Modeling

Martti Pekkanen

Department of Chemical Engineering, Helsinki University of Technology, Espoo, Finland

Present address: SciTech-Service Oy, Helsinki, Finland

E-mail: martti.pekkanen@scitech.fi

Abstract

There are currently two main, continuum models of entropy: a “reversible” (Clausius) entropy model and an “irreversible” (Onsager-Prigogine) entropy model.

It is shown that the equations of the “reversible” and the “irreversible” entropy models are equivalent with respect to entropy accumulation – which entails same values of entropy change and, thus, same values of entropy.

The equivalence of the equations of the “reversible” and the “irreversible” entropy models entails that the equations have the same domain, which contradicts the domain of the “second fundamental equation” of the “reversible” entropy model, $dS = dQ/T$, being and the domains of the equations of the “irreversible” entropy model not being restricted to “reversible” phenomena.

Several examples – conceptual, numerical and by practical engineering software – show that the domain of the equation $dS = dQ/T$ is not restricted to “reversible” phenomena.

This is consistent with no experimental or observational evidence for equation $dS = dQ/T$ not holding true for not “reversible” phenomena – which is the fundamental proposition of the “reversible” entropy model.

The main implication of the equivalence of the two entropy models is a signification simplification of the language used in the context of entropy modeling.

1 INTRODUCTION

1.1 Two Models of Entropy

There are currently two – *main, continuum* – models of entropy: the “reversible” model based on Clausius [1-6] and the “irreversible” model of Onsager [7] and Prigogine [8].

The “reversible” (“equilibrium”) entropy model is based on the “second fundamental equation” of the “mechanical theory of heat”, Clausius [4], p. 366, [6], p. 110,

$$dS = \frac{dQ}{T}, \quad (\text{II})$$

in which dS denotes entropy accumulation, dQ heat absorption, and T temperature.

Within the “irreversible” (“nonequilibrium”) entropy model, the entropy balance is, in the case of a stationary, closed system with heat flow but no heat generation, de Groot and Mazur [9], p. 24,

$$\frac{\partial S'''}{\partial t} = -\nabla \cdot \frac{\tilde{\mathbf{Q}}''}{T} - \frac{1}{T^2} \tilde{\mathbf{Q}}'' \cdot \nabla T = -\nabla \cdot \tilde{\mathbf{S}}'' + S'''_{\text{GEN}}, \quad (1)$$

in which \mathbf{S} denotes entropy flow, S_{GEN} entropy generation, \mathbf{Q} heat flow, and T temperature.¹

1.2 Equivalence

Equations (II) and (1) are *equivalent* with respect to the *accumulation of entropy*, by the two equations

$$\nabla \cdot \frac{\tilde{\mathbf{Q}}''}{T} = \frac{\nabla \cdot \tilde{\mathbf{Q}}''}{T} - \frac{\tilde{\mathbf{Q}}'' \cdot \nabla T}{T^2}, \quad (2)$$

$$\tilde{Q}_{\text{ABS}}''' = -\nabla \cdot \tilde{\mathbf{Q}}'' + \tilde{Q}_{\text{GEN}}''', \quad (3)$$

the former of which holds true for any vector \mathbf{Q} and scalar T , while latter only for heat flow \mathbf{Q} , heat absorption Q_{ABS} , and heat generation Q_{GEN} , because heat, as such, by definition, does not exist (i.e. has zero value and zero accumulation anywhere anytime), which entails the latter equation (the heat balance, see appendix A).

Now, using equations (2) and (3) in equation (1) gives

$$\frac{\partial S'''}{\partial t} = \frac{\tilde{Q}_{\text{ABS}}'''}{T} = \frac{-\nabla \cdot \tilde{\mathbf{Q}}''}{T} = -\nabla \cdot \frac{\tilde{\mathbf{Q}}''}{T} - \frac{1}{T^2} \tilde{\mathbf{Q}}'' \cdot \nabla T = -\nabla \cdot \tilde{\mathbf{S}}'' + S'''_{\text{GEN}}, \quad (4)$$

in which the leftmost equality expresses the *same proposition* as equation (II), which entails that equations (II) and (1) have the *same domain* and are *equivalent* with respect to the accumulation of entropy.

This is the *essence* of the equivalence of the two entropy models.

¹ A tilde denotes a time-rate of a quantity and primes denote a quantity per area or volume.

However, according to Clausius [4], p. 366, [6], p. 110, equation (II) holds true for “reversible” phenomena, *only*, while equation (I) is taken to be not thus restricted, which entails that equation (II) and (I) do not have the same domain and are not equivalent.

Accordingly, the consideration of “reversibility” is essential in the consideration of the equivalence of equations (II) and (I).

1.3 Outline

It will be shown, first, that “reversibility” – as a restriction of equation (II), $dS = dQ/T$, to “reversible” phenomena – is false, because equation (II) does hold true for not “reversible” cases, *also*.

It will be shown, second, that the “reversible” entropy model and the “irreversible” entropy model are *equivalent with respect to entropy accumulation* – which entails same values of entropy change and same values of entropy, given entropy value at reference state.

1.4 Context and Scope

The context of the analysis is *continuum physics*.

The scope of the analysis is the “mechanical theory of heat” of Clausius [1-6], i.e. *the heat and work phenomena* of i) heat transfer, ii) heat generation, iii) heat absorption, and iv) work transfer.

1.5 Balance

The basic conceptual tool of the analysis is the balance proposition, presented in appendix A.

Heat balance is critical for the equivalence of the two entropy models.

1.6 “Reversibility” and “Irreversibility”

Because “reversibility” is false, it is irrelevant, and the “reversible” (“equilibrium”) and “irreversible” (“nonequilibrium”) entropy models are called the Clausius and the Onsager-Prigogine entropy models, respectively.

2 CLAUSIUS ENTROPY MODEL

2.1 “Reversibility”

The “mechanical theory of heat” of Clausius [1-6] presents the “first fundamental equation” (I) of (internal) energy U ² and the “second fundamental equation” (II) of entropy S ³, Clausius [4], p. 366, [6], p. 110, of

$$dU = dQ + dW, \quad (I)$$

$$dQ = TdS. \quad (II)$$

Clausius [6], p. 110:

“Both equations relate to an indefinitely small alteration of condition in the body, and in the latter it is further assumed that this alteration is affected in such a way as to be reversible. For the truth of the first equation this assumption is not necessary [...].”

According to Clausius [4], p. 133, [6], p. 212, phenomena with *non-zero temperature difference* and with *heat generation* “by any process” are not “reversible”.

The scope of the “mechanical theory of heat” of Clausius [1-6] are the *heat and work phenomena* of *closed systems*.

Thus, the essence of “reversibility” is the restriction of the domain of the “second fundamental equation” (II) to “reversible” heat and work phenomena within the scope of the “mechanical theory of heat” of all heat and work phenomena, which is the domain of the “first fundamental equation” (I).

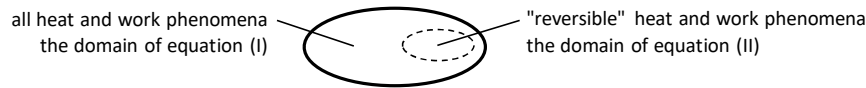


Figure 1. The Domains of Equations (I) and (II) - According to Clausius [1-6]

2.2 Origins of “Reversibility”

The derivations of equations (I) and (II), Clausius [1-6], are based on consideration of *heat engine cycles*, with explicit reference to Carnot [10], Clausius [4], p. 379, [6], p. 23.

The derivation of equation (I), Clausius [1], pp. 379-384, [4], pp. 23-28, refers to operation in forward direction, *only*, while the derivation of equation (II), Clausius [2], pp. 487-500, [3] pp. 386-387, [4], pp. 116-129; 354-355, explicitly refers to operations both in forward and inverse directions.

These differences in the derivations *may explain* why equation (I) is not and equation (II) is taken to be restricted to “reversible” (inversible) phenomena by Clausius [1-6].

These differences in the derivations *may explain*, in addition, why for “cyclical processes”, equation

$$\oint \frac{dQ}{T} = 0, \quad (5)$$

preceding equation (II), is taken to be restricted to “reversible” (inversible) phenomena, Clausius [4], p. 129.

² a sign changed

³ in an “equivalent” form

For the heat engine cycles Carnot [10] makes two assumptions:

1. *Zero temperature difference* for heat transfer in the isothermal steps, Carnot [10], pp. 52-53.
2. *No losses* – “of ether motive power or caloric” – in the heat engines, Carnot [10], p. 54.

These *may explain* why “reversibility” excludes phenomena with *non-zero temperature difference* and with *heat generation* “by any process”, Clausius [4], p. 133, [6], p. 212.

2.3 Justification of “Reversibility”

In Clausius [1-6], there is no explicit discussion of the *justification* of “reversibility”, in general, or of the *justification* of the exclusion of non-zero temperature difference and heat generation from “reversibility”, i.e. from the domain of equation (II).

That equation (II) holds true for “reversible” phenomena, *only*, might be justified by the falsification of the opposite, i.e. by demonstrating that equation (II) does not hold true for not “reversible” phenomena, i.e. for phenomena with temperature difference or heat generation. No such demonstration has been presented.⁴

Accordingly, the truth of “reversibility” rests solely on the claims in Clausius [1-6].

However, the derivations and presentations in Clausius [1-6] are not totally transparent and contain, at least, two explicit contradictions – one of temperature differences and one of entropy history independence.

2.4 Contradiction about Temperature Difference

The derivations of both equations (I) and (II) in Clausius [1-6] explicitly refer to the assumption of zero temperature difference for heat transfer in the isothermal steps. However, in the same context, Clausius claims that *zero temperature difference is* – and the temperatures of the “reservoirs” are – *irrelevant*, Clausius [2], p. 501, [4], p. 130, [5], p. 111, [6], p. 106, see appendix B.

This is a *contradiction* in Clausius [1-6].

2.5 Contradiction about Entropy History Independence

According to Clausius [4], p. 355, [6], p. 90, entropy is “a magnitude which depends only on the present existing condition of the body, and not upon the way by which it reached the latter”, i.e., *entropy is history independent* (“path independent”, “state function”).

According to Clausius [1-6], equation (II), $dS = dQ/T$, holds true for “reversible” phenomena, which may be expressed as

$$dS_{\text{"rev"}} = \frac{dQ_{\text{"rev"}}}{T}, \quad (6)$$

and holds true for “reversible” phenomena, *only* – i.e. does not hold true for not “reversible” phenomena – which may be expressed as

$$dS_{\text{not "rev"}} \neq \frac{dQ_{\text{not "rev"}}}{T}. \quad (7)$$

⁴ “Reversibility” is not justified by demonstrating that equation (II) does hold true for “reversible” phenomena.

Now, for two identical systems with the same initial, uniform temperature experiencing *the same amount of heat* associated with different phenomena, “reversible” and not “reversible”, respectively, i.e.

$$dQ_{\text{rev}} = dQ_{\text{not "rev"}}, \quad (8)$$

equations (6) and (7) entail that

$$dS_{\text{rev}} \neq dS_{\text{not "rev"}}, \quad (9)$$

which contradicts entropy history independence.⁵

This is a *contradiction* in Clausius [1-6] – that, in fact, falsifies “reversibility”

2.6 Engineering Practice and Textbooks

According to Clausius [1-6], equation (II), $dS = dQ/T$, holds true for “reversible” phenomena, *only*.

That the domain of equation (II) is not restricted to “reversible” phenomena is seen, *explicitly*, in the ubiquitous use of equation (II) for not “reversible” phenomena in engineering practice, see appendix C.

That the domain of equation (II) is not restricted to “reversible” phenomena is seen, *implicitly*, in textbooks accounts of the calculation of entropy change of not “reversible” phenomena using equation (II), see appendix D.

2.7 Falsification of “Reversibility”

The essence of “reversibility” is that equation (II), $dS = dQ/T$, holds true for “reversible” phenomena, *only*, e.g. for phenomena with *zero temperature difference* and *no heat generation*, *only* – or, equivalently, that equation (II) does not hold true for not “reversible” phenomena, e.g. for phenomena with *non-zero temperature difference* or *heat generation*.

Accordingly, “reversibility” may be falsified by *one example* of equation (II) holding true for a not “reversible” phenomenon, e.g. for a phenomenon with *non-zero temperature difference* or *heat generation*.

Appendix C presents two practical engineering examples of such falsification.⁶

Appendix E presents several examples – including cycles – of equation (II), $dS = dQ/T$, holding true for phenomenon with *non-zero temperature difference* or *heat generation*. All examples entails that the domain of equation (II) is not restricted to “reversible” phenomena – and thus falsify “reversibility”.

The conclusion is that “reversibility” is false and irrelevant.

⁵ The result is *independent* of the definition of “reversibility”.

⁶ If these – and other analogous and ubiquitous examples – can be taken not to falsify “reversibility”, but are, rather, explained away, as shown in appendix D, would make “reversibility” unfalsifiable – and not scientific.

2.8 Equilibrium

According to Clausius [1-6], “reversible” are only phenomena of *zero temperature difference* – i.e. of *temperature equilibrium*.

This may explain the current use of the attributes “reversible” and “equilibrium” synonymously in the context of entropy modeling and the conception that “equilibrium” is a necessary condition for “reversibility” and for the equation (II), $dS = dQ/T$, to hold true.

Because the domain of the equation (II), $dS = dQ/T$, is not restricted to “reversible” phenomena, the domain of the equation (II) is not restricted to “equilibrium” phenomena.

Within the Onsager-Prigogine entropy model the issue is dealt with assuming “local equilibrium”, e.g., de Groot and Mazur [9], p. 23:

“It will now be assumed that, although the total system is not in equilibrium, there exists within small mass elements a state of ‘local’ equilibrium, for which the local entropy s is the same function [...] of u , v and c_k as in real equilibrium.”

“This hypothesis of ‘local’ equilibrium can, from a macroscopic point of view, only be justified by virtue of the validity of the conclusions derived from it.”

The adequacy of the assumption of “local equilibrium” in the modeling of *any given phenomena* must depend on the *physical reality* and not on the conceptual modeling context – whether Clausius or Onsager-Prigogine entropy model.

The term “statistical (thermodynamic) equilibrium” refers to a state of a macroscopic system such that “in any macroscopic subsystem the macroscopic physical quantities are to a high degree of accuracy equal to their mean values”, Landau and Lifshitz [11], p. 6.

This has led to conceptual difficulties – but to no practical difficulties, see appendix C – in entropy modeling of real, physical systems, e.g., Moran et al. [12], p. 190 [underline added]:

“Although each end state is an equilibrium state at the same pressure and temperature, the pressure and temperature are not necessarily uniform throughout the system at intervening states, nor are they necessarily constant in value during the process. Accordingly, there is no well-defined ‘path’ for the process.”

As demonstrated by example E.1 Heating in appendix E, equation (II), $dS = dQ/T$, holds true for not “reversible” cases, also, and not only for the spatially uniform, temporally constant states, but for states with temperature gradients and heat flows, also, using the *differential field equations*, Truesdell and Toupin [13], pp. 226-233,

$$\rho c_p \frac{\partial T}{\partial t} = -\nabla \cdot \tilde{\mathbf{Q}}'', \quad (10)$$

$$\rho \frac{\partial s}{\partial t} = \frac{-\nabla \cdot \tilde{\mathbf{Q}}''}{T}, \quad (11)$$

based on the equations (I) and (II), respectively.

Obviously, continuum physics has limitations in modeling the non-continuous physical reality.

2.9 Maximum Efficiency of a Heat Engine

As an example of the consequences of the falsification of “reversibility”, the maximum efficiency of a heat engine is considered.

This is done using a steady state (time independent) model, for demonstration.

Consider the four step *adiabatic-isothermal cycle*⁷ of a working fluid in the system (control volume, balance volume) of figure 2, in with the cycle of the working fluid is (from lowest pressure and temperature) i) isothermal compression of the working fluid at $T_1 = T_{\min}$ in unit U_1 , ii) adiabatic compression in unit U_2 , iii) isothermal expansion of the working fluid at $T_3 = T_{\max}$ in unit U_3 , and iv) adiabatic expansion in unit U_4 . The pressure of stream S_3 after the isothermal expansion is adjusted such that the powers of units U_2 and U_4 match, i.e., $|W_{U2}| = |W_{U4}| = |W_i|$.

The temperatures of the heat source and the heat sink outside the system are taken to be unknown

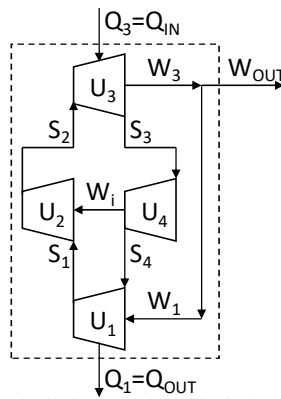


Figure 2. A Steady Adiabatic-Isothermal Cycle Heat Engine

The energy and entropy balances of the system in figure 2, with the adiabatic-isothermal cycle heat engine, assuming *steady state* and *ideality*, i.e., *no losses*, are

$$\frac{dE}{dt} = 0 = \tilde{Q}_3 - \tilde{Q}_1 - \tilde{W}_{OUT} = \tilde{Q}_{IN} - \tilde{Q}_{OUT} - \tilde{W}_{OUT}, \quad (12)$$

$$\frac{dS}{dt} = 0 = \frac{\tilde{Q}_3}{T_3} - \frac{\tilde{Q}_1}{T_1} = \frac{\tilde{Q}_{IN}}{T_{\max}} - \frac{\tilde{Q}_{OUT}}{T_{\min}}, \quad (13)$$

in which the temperatures are temperatures of the working fluid.

Equations (12) and (13) are based on the “first fundamental equation”, equations (I), and the “second fundamental equation”, equation (II), respectively, of the “mechanical theory of heat” of Clausius [1 6].

Because the domain of the equation (II), $dS = dQ/T$, is not restricted to “reversible” phenomena, as demonstrated above, both equations hold true in this case with finite time rates of heat transfer (and entropy generation, positive and negative) and arbitrary temperature differences.

It is seen that the energy and entropy modeling of the heat engine is independent of anything outside the system of the heat engine, e.g., the temperatures of the heat source or the heat sink.

⁷ With respect to the states of the working fluid, the cycle is the same as used by Carnot [10].

The efficiency of a heat engine is defined as

$$\eta_{HE} \equiv \frac{W_{OUT}}{Q_{IN}}. \quad (14)$$

Based on the energy balance, the efficiency of the ideal, adiabatic-isothermal cycle heat engine in figure 2, is

$$\eta_{HE} \equiv \frac{\tilde{W}_{OUT}}{\tilde{Q}_{IN}} = \frac{\tilde{Q}_{IN} - \tilde{Q}_{OUT}}{\tilde{Q}_{IN}} = 1 - \frac{\tilde{Q}_{OUT}}{\tilde{Q}_{IN}}. \quad (15)$$

which gives, further with the entropy balance

$$\eta_{HE} = 1 - \frac{T_{\min}}{T_{\max}}. \quad (16)$$

Any heat absorbed at a temperature of the working lower that $T_3 = T_{\max}$ and any heat desorbed at a temperature of the working higher that $T_1 = T_{\min}$, would decrease the efficiency.

Accordingly, the maximum efficiency of any heat engine is

$$\eta_{HE,\max} = 1 - \frac{T_{\min}}{T_{\max}}, \quad (17)$$

in which the temperatures are temperatures of the working fluid.

Thus, the two necessary and sufficient conditions of the maximum efficiency of a heat engine are:

1. *Adiabatic-isothermal cycle*: All heat transfer at the extremum temperatures of the working fluid.
2. *Ideality*: No losses of mechanical energy to heat and no heat losses in or out of the system.

All real heat engines have losses, i.e. losses of mechanical energy to heat generation with associated entropy generation. For the steady state process in figure 2 with losses, the energy balance remains the same, while the magnitudes of the quantities change, and the entropy balance is

$$\frac{dS}{dt} = 0 = \frac{\tilde{W}_{IN,ideal,1}}{T_1} + \tilde{n}C_{p,n} \ln \frac{T_2}{T_{2,ideal}} - \frac{\tilde{W}_{IN,ideal,3}}{T_3} + \tilde{n}C_{p,n} \ln \frac{T_4}{T_{4,ideal}}, \quad (18)$$

which with no losses reverts to equation (13) and with losses entails that the efficiency of the heat engine no more is equal to the maximum one.

For a numerical analysis, see appendix E.

According to Clausius [1-6] equation (18) does not hold true. Thus, equation (18) offers a possibility for experimental falsification of “reversibility”, first, by demonstrating that equation (18) holds true in one specific case and, second, by demonstrating that equation (18) holds true independently of changes in the temperatures of the heat source and heat sink. The experimental challenges may be smaller by considering the entropy balance of, e.g., a steady state Brayton cycle.

2.10 Inequalities and Principle of the Increase of Entropy

Because “reversibility” is false, the inequalities, e.g. Clausius [3], p. 356, [4], p. 329,

$$\oint \frac{dQ}{T} \leq 0, \quad (19)$$

are false and the corresponding equalities – as in equation (5) – are true for all phenomena.

Consider, however, an *isolated system* with two closed bodies with uniform, but not constant temperatures, T_A and T_B – assuming the temperature difference the only relevant phenomenon – which leads to,

$$\frac{dS}{dt} = \tilde{S}_{GEN} = \frac{\tilde{Q}_{ABS,A}}{T_A} + \frac{\tilde{Q}_{ABS,B}}{T_B} \geq 0, \quad (20)$$

in which the leftmost equality follows from the isolated system and the middle equality follows from the use of equation (II), $dS = dQ/T$.

Because of isolated system and energy conservation,

$$|\tilde{Q}_{ABS,A}| = |\tilde{Q}_{ABS,B}|. \quad (21)$$

Now, in equation (20), the rightmost equality follows from $T_A = T_B$ leading to $\tilde{Q}_{ABS,A} = \tilde{Q}_{ABS,B} = 0$ and the inequality follows from $T_A > T_B$ leading to $\tilde{Q}_{ABS,A} < 0; \tilde{Q}_{ABS,B} > 0$, because of the direction of heat conduction.

The result may be *assumed* to hold true for any phenomena, in general, as ⁸

$$\left(\frac{dS}{dt} \right)_{isolated} = (\tilde{S}_{GEN})_{isolated} \geq 0, \quad (22)$$

i.e.,

$$\text{Entropy accumulation and entropy generation are non-negative in an isolated system.} \quad (23)$$

⁸ This generalization is generalized, further, by Clausius [4], p. 356, to the latter of:

“ 1. *The energy of the universe is constant.*
2. *The entropy of the universe tends to a maximum.* ”

3 ONSAGER-PRIGOGINE ENTROPY MODEL

3.1 “Irreversibility”

The title of Onsager [7] is “Reciprocal Relations in Irreversible Processes I”, which is understandably, because the fundamental equation in the presentation is, Onsager [7], p. 407:⁹

[...] the rate of production of entropy per unit volume of the conductor equals

$$\frac{dS}{dt} = \frac{1}{T} (J_1 X_1 + J_2 X_2) [\dots]$$

in which J are “flows” and X are “forces”, which concepts are not allowed by the “reversible” entropy model of Clausius [1-6].

That the concept of “reversibility” is false and irrelevant makes the concept of “irreversibility” irrelevant. Accordingly, the “reversible” (“equilibrium”) and “irreversible” (“nonequilibrium”) entropy models are called Clausius and Onsager-Prigogine entropy models, respectively.

3.2 Onsager-Prigogine Entropy Model

The fundamental equation¹⁰ of the model is, Onsager [7], p. 407, ¹¹

$$\sigma = \frac{1}{T} (J_1 X_1 + J_2 X_2) \quad (24)$$

in which J are “flows”, J_1 the electric current and J_2 the heat flow, and X are “forces”.

Next, *first*, the dimensional homogeneity of this fundamental equation requires that, Onsager [7], p. 406: ¹²

“[...] the ‘force’ that drives the heat flow is

$$X_2 = -\frac{1}{T} \text{grad } T ”$$

Using this in equation (24) gives the entropy generation by heat flow

$$\sigma_{J_2} = \frac{1}{T} J_2 X_2 = -\frac{1}{T^2} J_2 \text{grad } T \quad (25)$$

Accordingly, the dimensional homogeneity of the fundamental equation (24), leads to the concept of entropy generation by heat flow, in equation (25).

⁹ Equation originally unnumbered

¹⁰ That this is the fundamental equation of the ORR is seen in the “verifications” using this equation, e.g. Miller [14].

¹¹ The time rate of generation of an extensive quantity is not the time derivative of the quantity, thus $dS/dt \rightarrow \sigma$.

¹² Equation originally unnumbered

Next, *second*, Onsager [7] explicitly defines the concept of entropy flow J_s by heat flow J_2 divided by temperature T ,

$$J_s = \frac{J_2}{T}, \quad (26)$$

in equation (5.7), Onsager [7], p. 421 [subscript 2 for heat flow added],

“If we write

$$\dot{S}^*(J_{2,n}) = \iint (J_{2,n}/T) d\Omega \quad (5.7)$$

for the entropy given off to the surroundings [...]

This definition of the concept of entropy flow by heat flow, in equation (26) is necessary to make the concept of entropy generation by heat flow, in equation (25), to conform to the entropy balance, which Onsager [7] expresses in equation (5.6), Onsager [7], p. 421:

“The rate of local accumulation of heat equals

$$Tds / dt = -\text{div } J_2 \quad (5.6)$$

writing s for the local entropy density, [...]

which equation is obviously, but with no reference nor justification, based on the “second fundamental equation”, equation (II), $dS = dQ/T$, of Clausius [1-6].

Now, with the two concepts of entropy generation by heat flow, in equation (26), and entropy flow by heat flow, in equation (25), Onsager equation (5.6) becomes

$$\frac{ds}{dt} = \frac{-\text{div } J_2}{T} = -\text{div} \left(\frac{J_2}{T} \right) - \frac{1}{T^2} J_2 \text{grad } T = -\text{div } J_s + \sigma_{J_2}, \quad (27)$$

in which the leftmost equality is the equality of Onsager equation (5.6), the middle equality expresses pure mathematical manipulation, and the rightmost equality is based on equations (26) and (25).

Entropy flow by heat flow, in equation (25), and entropy generation by heat flow, in equation (26), are the essential concepts of the Onsager-Prigogine entropy model.

4 EQUIVALENCE

4.1 Equivalence of Entropy Accumulation

Consider a physical situation with any heat phenomena, i.e. heat flow \mathbf{Q} , heat generation Q_{GEN} , and heat absorption Q_{ABS} , the only relevant phenomena.

The entropy balance of a stationary, closed system (control volume, balance volume) according to the Onsager-Prigogine entropy model may be expressed as an extension of equation (27), e.g. de Groot and Mazur [9], p. 24,

$$\frac{\partial S'''}{\partial t} = -\nabla \cdot \frac{\tilde{\mathbf{Q}}''}{T} - \frac{1}{T^2} \tilde{\mathbf{Q}}'' \cdot \nabla T + \frac{\tilde{Q}_{\text{GEN}}''}{T}. \quad (28)$$

By pure mathematical manipulation, i.e. equation (2), equation (28) may be expressed as

$$\frac{\partial S'''}{\partial t} = \frac{-\nabla \cdot \tilde{\mathbf{Q}}''}{T} + \frac{\tilde{Q}_{\text{GEN}}''}{T}. \quad (29)$$

By the heat balance¹³, i.e. equation (3), equation (29) may be expressed as

$$\frac{\partial S'''}{\partial t} = \frac{\tilde{Q}_{\text{ABS}}''}{T}. \quad (30)$$

Because equation (30) must hold true for an arbitrary system, differential or integral, it may be expressed as

$$\frac{dS}{dt} = \frac{\tilde{Q}_{\text{ABS}}}{T}. \quad (31)$$

in which the uniformity of temperature in the system is no more implied and must be explicated.

The proposition expressed in equation (31) may, equivalently, be expressed as

$$dS = \frac{dQ}{T} \quad (\text{II})$$

which is “second fundamental equation” of the Clausius entropy model.

Now, in any physical situation in which equations (28)-(31) hold true for entropy accumulation, equation (II) must hold true for entropy accumulation, which entails that equations (28)-(31) and (II) have *the same domain* and makes equations (28)-(31) and (II) *equivalent* with respect to the of accumulation entropy.

This makes, finally, the Clausius entropy model and the Onsager-Prigogine entropy model *equivalent* with respect to entropy accumulation.

¹³ See appendix A for heat balance.

4.2 No Equivalence of All Entropy Phenomena

The Clausius entropy model and the Onsager-Prigogine entropy model are *equivalent* with respect to entropy accumulation – as shown in the comparison of equations (II) and (28).

The “second fundamental equation” of the Clausius entropy model, equation (II) may be, equivalently, expressed as equation (30), because equation (II) is a *differential equation*, e.g. Clausius [6], p. 110.

Now, expressing equations (28) and (30) using the shorthand expression of the balance concept, ACC = (IN-OUT) + GEN, gives two equations, the first of Onsager-Prigogine entropy model and the second of Clausius entropy model

$$\underbrace{\frac{\partial S'''}{\partial t}}_{\text{ACC of entropy}} = \underbrace{0}_{\text{(IN-OUT) of entropy by bulk matter flow}} + \underbrace{-\nabla \cdot \frac{\tilde{\mathbf{Q}}''}{T}}_{\text{(IN-OUT) of entropy by heat flow}} + \underbrace{-\frac{1}{T^2} \tilde{\mathbf{Q}}'' \cdot \nabla T}_{\text{GEN of entropy by heat flow}} + \underbrace{\frac{\tilde{Q}_{GEN}'''}{T}}_{\text{GEN of entropy by heat generation}}, \quad (32)$$

GEN of entropy

$$\underbrace{\frac{\partial S'''}{\partial t}}_{\text{ACC of entropy}} = \underbrace{0}_{\text{(IN-OUT) of entropy by bulk matter flow}} + \underbrace{+0}_{\text{(IN-OUT) of entropy by heat flow}} + \underbrace{+0}_{\text{GEN of entropy by heat flow}} + \underbrace{\frac{\tilde{Q}_{ABS}'''}{T}}_{\text{GEN of entropy by heat absorption}}. \quad (33)$$

GEN of entropy

These equations are equivalent with respect to (the magnitude of) entropy accumulation, but differ in the assumptions of entropy phenomena caused by the heat phenomena.

Especially, these equations entail different (magnitudes of) entropy generations.

No experimental method has been realized or proposed to compare the two entropy models.

4.3 Extensions

The scope of the “mechanical theory of heat” of Clausius [1-6] are the *heat and work phenomena* of *closed systems* and this is also the true domain of the “second fundamental equation”, equation (II), $dS = dQ/T$, of the Clausius entropy model – because “reversibility” is false.

This domain leads to equations (32) and (33) of the Onsager-Prigogine entropy and the model Clausius entropy model, respectively.

The extensions of these to open systems and to other (than heat and work) phenomena are

$$\underbrace{\frac{\partial S'''}{\partial t}}_{\text{ACC of entropy}} = \underbrace{-\nabla \cdot S''' \tilde{\mathbf{u}}_{bulk}}_{\text{(IN-OUT) of entropy by bulk matter flow}} + \underbrace{-\nabla \cdot \frac{\tilde{\mathbf{Q}}''}{T}}_{\text{(IN-OUT) of entropy by heat flow}} + \underbrace{-\frac{1}{T^2} \tilde{\mathbf{Q}}'' \cdot \nabla T}_{\text{GEN of entropy by heat flow}} + \underbrace{\frac{\tilde{Q}_{GEN}'''}{T}}_{\text{GEN of entropy by heat generation}} + \underbrace{\tilde{S}_{GEN,O}'''}_{\text{GEN of entropy by other phenomena}}, \quad (34)$$

GEN of entropy

$$\underbrace{\frac{\partial S'''}{\partial t}}_{\text{ACC of entropy}} = \underbrace{-\nabla \cdot S''' \tilde{\mathbf{u}}_{bulk}}_{\text{(IN-OUT) of entropy by bulk matter flow}} + \underbrace{+0}_{\text{(IN-OUT) of entropy by heat flow}} + \underbrace{+0}_{\text{GEN of entropy by heat flow}} + \underbrace{\frac{\tilde{Q}_{ABS}'''}{T}}_{\text{GEN of entropy by heat absorption}} + \underbrace{\tilde{S}_{GEN,O}'''}_{\text{GEN of entropy by other phenomena}}. \quad (35)$$

GEN of entropy

These equations are equivalent with respect to (the magnitude of) entropy accumulation, but entail different (magnitudes of) entropy generations.

5 SUMMARY

1.

There are currently two – *main, continuum* – models of entropy: the (“reversible”, “equilibrium”) Clausius entropy model and (“irreversible”, “nonequilibrium”) Onsager-Prigogine entropy model.

The analysis demonstrates that the equations of the Clausius entropy model, e.g.

$$dS = \frac{dQ}{T}, \quad (\text{II})$$

and the Onsager-Prigogine entropy model, e.g.

$$\frac{\partial S'''}{\partial t} = -\nabla \cdot \frac{\tilde{\mathbf{Q}}''}{T} - \frac{1}{T^2} \tilde{\mathbf{Q}}'' \cdot \nabla T = -\nabla \cdot \tilde{\mathbf{S}}'' + S'''_{\text{GEN}}, \quad (1)$$

have the *same domain* and are *equivalent* with respect to the accumulation of entropy – which entails same values of entropy change and same values of entropy, given entropy values at reference state.

The demonstration is based on pure mathematical manipulation and the balance of heat.

2.

This equivalence contradicts the basic assumption of the Clausius entropy model that the “second fundamental equation”, equation (II), holds true for “reversible” phenomena, only.

The analysis demonstrates that “reversibility” is false, i.e. equation (II) holds true for not “reversible” phenomena, also.

This result is corroborated by entropy history independence, which, in fact, falsifies “reversibility”, by experimental evidence based on engineering calculations using equation (II), consistently found to conform to the physical reality, by conceptual examples using equation (II), which may be approached arbitrarily close in the physical reality, and by the non-existence of experimental/observational evidence for equation (II) not holding true for not “reversible” phenomena.

3.

The main implication of the equivalence of the two entropy models is a signification simplification of the language used in the context of entropy modeling.

References

- 1 R. Clausius, Ueber die bewegende Kraft der Wärme und die Gesetze, welche sich daraus für die Wärmelehre selbst ableiten lassen. *Annalen der Physik und Chemie (Poggendorff's Annalen)*, Band LXXIX, 368-379, 500-524, 1850.
- 2 R. Clausius, Ueber eine veränderte Form des zweiten Hauptsatzes der mechanischen Wärmetheorie. *Annalen der Physik und Chemie (Poggendorff's Annalen)*, Band XCIII, 481-506, 1854.
- 3 R. Clausius, Ueber verschiedene für die Anwendung bequeme Formen der Hauptgleichungen der mechanischen Wärmetheorie. *Annalen der Physik und Chemie (Poggendorff's Annalen)*, Band CXXV, 353-400, 1865.
- 4 R. Clausius, *The Mechanical Theory Of Heat, With Its Applications To The Steam-Engine And To The Physical Properties Of Bodies*, John Van Voorst, 1867.
- 5 R. Clausius, *Die Mechanische Wärmetheorie*, 3rd ed., Friedrich Vieweg und Sohn, 1887.
- 6 R. Clausius, *The Mechanical Theory of Heat*, Macmillan, 1879.
- 7 Onsager L., *Reciprocal Relations in Irreversible Processes*, *Phys. Rev.*, Vol **37**, pp. 405-26, 1931
- 8 Prigogine I., *Introduction to Thermodynamics of Irreversible Processes*, 3rd ed., Interscience Publishers, 1967
- 9 de Groot S.R., and Mazur P., *Non-Equilibrium Thermodynamics*, North-Holland, 1962
- 10 N.L.S. Carnot, *Reflections on the Motive Power of Heat*, John Wiley & Sons., 1897.
- 11 Landau L.D. and Lifshitz E.M., *Statistical Physics*, Part 1, 3rd ed., Elsevier; 1980
- 12 M.J. Moran, H.N. Shapiro, D.D. Boettner, and M.B. Bailey, *Fundamentals of Engineering Thermodynamics*, 9th ed., Wiley, 2018.
- 13 Truesdell C. and Toupin R., *The Classical Field Theories* in Flügge S., ed., *Encyclopedia of Physics*, Vol III/1, Springer-Verlag, 1960
- 14 Miller D.G., *Thermodynamics of Irreversible Processes. The Experimental Verification of the Onsager Reciprocal Relations*, *Chem. Rev.*, Vol **60**, No 1, pp. 15–37, 1960
- 15 Reynolds O., *Papers On Mechanical And Physical Subjects*, Vol III, Cambridge University Press, 1903
- 16 Van Wylen, G. J., and Sonntag, R.E., 1985, *Fundamentals of Classical Thermodynamics*, 3rd ed., Wiley.
- 17 Zemansky M., *Heat and Thermodynamics*, 3rd. ed., McGraw-Hill 1951
- 18 Kondepudi D. and Prigogine I., *Modern Thermodynamics: From Heat Engines to Dissipative Structures*, Wiley, 1998

APPENDIX A: BALANCE

A.1 Balance Proposition

The balance proposition may be taken as an axiom, as in Reynolds [15], p. 9:

“AXIOM I: Any change whatsoever in the quantity of any entity within a closed surface can only be effected in one or other of the two distinct ways: (1) it may effected by the production or destruction of the entity within the surface, or (2) by the passage of the entity across the surface.”

Thus, for simplicity, it is taken as an axiom that

*For any extensive quantity, for any system, and for any instant or interval of time,
accumulation equals net input plus net generation.* (A.AX)

The balance proposition may be expressed as¹⁴

$$ACC = (IN - OUT) + GEN, \quad (A.1)$$

where the terms have meaning with respect to a system C and its boundary B, as in figure A.1, only.

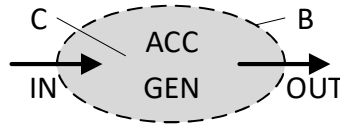


Figure A.1 The system (i.e. control volume, balance volume) and the terms of the balance

A.2 “Transit”, “Transport” and “Transfer”

The terms “transit”, “transport”, and “transfer” are used with varying meanings.

Here, the terms refer to the following dichotomy of the flux of an extensive quantity

$$X_{transit} = X_{transport} + X_{transfer}, \quad (A.2)$$

in which “transit” refers to the *total flux*, “transport” refers to the *flux due to flux of bulk matter*, and “transfer” refers to the *flux with respect to (flux of) bulk matter*.

A.3 Balance

For an open, stationary system C with boundary B, the balance of the extensive quantity X may be expressed, using the dichotomy of “transport” and “transfer” for the net input term, as¹⁵

$$\frac{d}{dt} \int_C X''' dV = - \int_B \mathbf{n}_B \cdot X''' \tilde{\mathbf{u}}_{bulk} dA - \int_B \mathbf{n}_B \cdot \tilde{\mathbf{X}}''_{transfer} dA + \int_C \tilde{X}'''_{GEN} dV, \quad (A.3)$$

from which, using the divergence theorem,

$$\frac{\partial X'''}{\partial t} = -\nabla \cdot X''' \tilde{\mathbf{u}}_{bulk} - \nabla \cdot \tilde{\mathbf{X}}''_{transfer} + \tilde{X}'''_{GEN}. \quad (A.4)$$

¹⁴ or, equivalently, as $ACC = IN_{net} + GEN_{net}$ or as $ACC = (IN-OUT) + (GEN-DES)$

¹⁵ A tilde is used to denote a time-rate of a quantity and primes are used to denote a quantity per area or per volume.

A.4 Example

The generic balance of moles of component i of matter for an open, stationary system, based on equation (A.4), is

$$\frac{\partial(x_i n''')}{\partial t} = -\nabla \cdot (x_i n''') \tilde{\mathbf{u}}_{bulk} - \nabla \cdot \tilde{\mathbf{n}}''_{i,transfer} + \tilde{n}'''_{i,GEN} \quad (\text{A.5})$$

in which x_i is the mole fraction of component i , n''' is the bulk molar concentration, the rate of transfer may be calculated, e.g., as

$$\tilde{\mathbf{n}}''_{i,transfer} = -\nabla \cdot (D_i x_i), \quad (\text{A.6})$$

and the rate of generation may be calculated, e.g., as

$$\tilde{n}'''_{i,GEN} = \sum_k \tilde{r}'''_{i,k} = \sum_k \nu_{i,k} \tilde{r}'''_k, \quad (\text{A.7})$$

A.6 Heat

Heat Q may be considered a special, extensive bookkeeping quantity of energy.

By definition, heat Q , as such, does not exist (has zero value and zero accumulation anywhere anytime), heat flow \mathbf{Q} is energy in transit due to temperature difference, heat generation Q_{GEN} is interconversion of a kind of energy to heat, and heat absorption Q_{ABS} is interconversion of heat to internal energy. consistent

The generic balance of heat for an open, stationary system, based on equation (A.4), is ¹⁶

$$\underbrace{\frac{\partial Q'''}{\partial t}}_{\text{ACC of heat}} = \underbrace{-\nabla \cdot Q''' \tilde{\mathbf{u}}_{bulk}}_{\text{(IN-OUT) of heat by bulk matter flow}} + \underbrace{-\nabla \cdot \tilde{\mathbf{Q}}''}_{\text{(IN-OUT) of heat by heat flow}} + \underbrace{(\tilde{Q}'''_{GEN} - \tilde{Q}'''_{ABS})}_{\text{GEN of heat}}. \quad (\text{A.8})$$

in which Q''' is heat per volume. Because, by definition, $Q''' \equiv 0$, this leads to

$$\tilde{Q}'''_{ABS} = -\nabla \cdot \tilde{\mathbf{Q}}'' + \tilde{Q}'''_{GEN}, \quad (\text{A.9})$$

which may be expressed, equivalently,

$$dQ_{ABS} = dQ_{(IN-OUT)} + dQ_{GEN}, \quad (\text{A.10})$$

in which Q_{ABS} denotes heat absorbed, Q_{GEN} heat generated, and \mathbf{Q} and $Q_{(IN-OUT)}$ denote heat transferred.

The special attributes of heat has led to special derivative notations to be used in the expression of the equation (II), $dS = dQ/T$. An alternative is to express equation (II) as an ordinary differential equation as

$$\frac{dS}{dt} = \frac{\tilde{Q}}{T}, \quad \text{or} \quad \frac{\partial S'''}{\partial t} = \frac{\tilde{Q}'''}{T}, \quad (\text{A.11})$$

in which the numerators in the RHSs are time rates of heat (transferred, generated, or absorbed), see e.g. Van Wylen and Sonntag [16], p. 107, 219.

¹⁶ Conventionally, in the context of balance, i.e. equation (A.1), “generation” may be negative.

Conventionally, in the context of heat, “heat generation” and “heat absorption” refer to non-negative quantities.

These lead, unfortunately, to two different quantities of “heat generation” in equation (A.8) – which could be avoided by expressing the balance as $ACC = (IN-OUT) + (GEN-DES)$, with non-negative generation.

A.4 Energy

The generic balance of energy for an open, stationary system, based on equation (A.4), is

$$\frac{\partial E'''}{\partial t} = -\nabla \cdot E''' \tilde{\mathbf{u}}_{bulk} - \nabla \cdot \tilde{\mathbf{E}}''_{transfer} + \tilde{E}'''_{GEN}. \quad (\text{A.12})$$

First, take energy conservation, i.e. energy no-generation anywhere anytime, and express this as

$$E_{GEN} \equiv 0. \quad (\text{A.13})$$

Second, take energy transfer equal to heat transfer plus work transfer and express this as¹⁷

$$\tilde{\mathbf{E}}''_{transfer} = \tilde{\mathbf{Q}}'' + \tilde{\mathbf{W}}''. \quad (\text{A.14})$$

Third, take a closed system, the definition of which excludes the flux of matter through the boundary and thus transport of any quantity, e.g. energy, with matter, i.e.

$$\tilde{\mathbf{E}}''_{transport} = E''' \tilde{\mathbf{u}}_{bulk} = 0. \quad (\text{A.15})$$

The insertion of equations (A.13-A.15) into equation (A.12) gives

$$\frac{\partial E'''}{\partial t} = -\nabla \cdot \tilde{\mathbf{Q}}'' - \nabla \cdot \tilde{\mathbf{W}}'', \quad (\text{A.16})$$

which may be expresses as

$$\frac{dE}{dt} = \tilde{Q}_{(IN-OUT)} + \tilde{W}_{(IN-OUT)}, \quad (\text{A.17})$$

and as

$$dE = dQ + dW. \quad (\text{A.18})$$

A.5 Entropy

The generic balance of entropy for an open, stationary system, based on equation (A.4), is

$$\frac{\partial S'''}{\partial t} = -\nabla \cdot S''' \tilde{\mathbf{u}}_{bulk} - \nabla \cdot \tilde{\mathbf{S}}''_{transfer} + \tilde{S}'''_{GEN}. \quad (\text{A.19})$$

For entropy, the balance quantities depend on the entropy model used, whether the Clausius entropy model or the Onsager-Prigogine entropy model, see 4 Equivalence, and, thus, these are not considered, here.

¹⁷ Because heat and work have *zero value anywhere anytime*, there is neither heat nor work *transport*.

Thus, to simplify the equations, the *transfer* of heat and work is not denoted, i.e. $\mathbf{Q} = \mathbf{Q}_{transfer}$, $\mathbf{W} = \mathbf{W}_{transfer}$,

$Q_{(IN-OUT)} = Q_{(IN-OUT),transfer}$, and $W_{(IN-OUT)} = W_{(IN-OUT),transfer}$.

APPENDIX B: CLAUSIUS ON TEMPERATURE DIFFERENCE

According to Clausius [4], p. 133, [6], p. 212, phenomena with non-zero temperature difference are not “reversible”.

The claim may be based on Clausius, analogously to Carnot, considering heat engines with the assumption of “reservoirs” with temperatures equal to the temperatures of the working fluid during the isothermal steps.

However, the temperatures of the “reservoirs” are irrelevant, according to Clausius:

Clausius [2], p. 501, [underline added]:

“In diesem Falle ist es natürlich einerlei, ob die in der Gleichung (II) vorkommende Gröfse die Temperatur des eben benutzten Wärmereservoirs oder die augenblickliche Temperatur des veränderlichen Körpers darstellt, da beide gleich sind. Hat man aber einmal für t die letztere Bedeutung eingeführt, so ist leicht zu sehen, dafs man nun den Wärmereservoirn beliebige andere Temperaturen beilegen kann, ohne dafs dadurch der Ausdruck $\int \frac{dQ}{T}$ irgend eine Aenderung erleidet, welche die Gültigkeit der vorigen Gleichung beeinträchtigen könnte. Da bei dieser Bedeutung von t die einzelnen Wärmereservoirs nicht mehr besonders berücksichtigt zu werden brauchen, so pflegt man auch die Wärmemengen nicht auf sie, sondern auf den veränderlichen Körper zu beziehen, indem man angiebt, welche Wärmemengen der Körper während seiner Veränderungen nach einander aufnimmt oder abgiebt.“

Clausius [4], p. 130, [underline added]:

“In this case it is of course of no importance whether t , in the equation (II), represents the temperature of the reservoir of heat just employed, or the momentary temperature of the changing body, inasmuch as both are equal. The latter signification being once adopted, however, it is easy to see that any other temperatures may be attributed to the reservoirs of heat without producing thereby any change in the expression $\int \frac{dQ}{T}$ which shall be prejudicial to the validity of the foregoing equation. As with this signification of t the several reservoirs of heat need no longer enter into consideration, it is customary to refer the quantities of heat, not to them, but to the changing body itself, by stating what quantities of heat this body successively receives or imparts during its modifications.”

Clausius [5], p. 111, [underline added]:

“In diesem Falle ist es natürlich einerlei, ob man die Temperatur einer übergehenden Wärmemenge der Temperatur des Wärmereservoirs oder der augenblicklichen Temperatur des veränderlichen Körpers gleichsetzen will, da beide unter einander übereinstimmen. Hat man aber einmal die letztere Wahl getroffen, und festgesetzt, dass bei der Bildung der Gleichung(VII.) für jedes Wärmeelement dQ diejenige Temperatur in Rechnung gebracht werden soll, welche der veränderliche Körper bei seiner Aufnahme gerade hat, so kann man nun den Wärmereservoirn auch beliebige andere Temperaturen zuschreiben, ohne dass dadurch der Ausdruck $\int \frac{dQ}{\tau}$ eine Aenderung erleidet.“

Clausius [6], p. 106, [underline added]:

“In this case it is obviously the same thing whether we consider the temperature of a quantity of heat which is being transferred as being equal to that of the reservoir or of the variable body, since these are practically the same. If however we choose the latter and suppose that in forming Equation VII. every element of heat dQ is taken of that temperature which the variable body possesses at the moment it is taken in, then we can now ascribe to the heat reservoirs any other temperatures we please, without thereby making any alteration in the expression $\int \frac{dQ}{\tau}$.”

APPENDIX C: EXAMPLES OF ENGINEERING PRACTICE

According to Clausius [4], p. 133, [6], p. 212, phenomena with *temperature difference* and *heat generation* are not “reversible” and are excluded from the domain of the “second fundamental equation” (II), $dS = dQ/T$.

C.1 Heating with Temperature Difference

First, consider *steady* (state), i.e. time independent, isobaric, lossless heating of pure nitrogen from $p_1 = 1.0$ bar, $T_1 = 0.0$ C to $T_2 = 100$ C with high flow of 3 bar saturated steam ($T = 134$ C).

The case calculated by Aspen Plus®, of Aspen Technology, Inc., is presented in figure C.1.

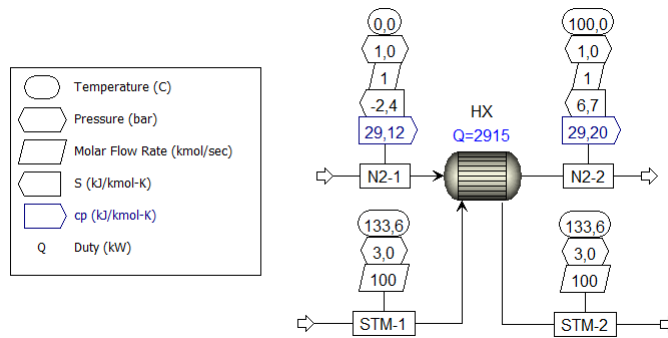


Figure C.1: Heating with temperature difference

Second, consider *batch*, i.e. time dependent, isobaric, lossless heating of an ideal gas with $C_p = 29.16$ J/K/mol within a closed system from $p_1 = 1.0$ bar, $T_1 = 0.0$ C and $S_1 = -2.4$ J/K/mol to $T_2 = 100$ C.

The entropy modeling, using the “second fundamental equation” (II), $dS = dQ/T$, gives

$$dS = \int_{T_1}^{T_2} \frac{dQ}{T} = \int_{T_1}^{T_2} \frac{dQ_{IN}}{T} = \int_{T_1}^{T_2} \frac{dQ_{ABS}}{T} = \int_{T_1}^{T_2} \frac{C_p dT}{T} = C_p \ln \left(\frac{T_2}{T_1} \right) = 9.1 \text{ J/K/mol} \quad (\text{C.1})$$

$$S_2 = S_1 + dS = (-2.4 + 9.1) \text{ J/K/mol} = 6.7 \text{ J/K/mol} \quad (\text{C.2})$$

Now, it is seen that the result for S_2 is the same as calculated by Aspen Plus®, in figure C.1.

Thus, the numerical results obtained using the “second fundamental equation” (II), $dS = dQ/T$, equal the results of engineering practice for this case of heating with *temperature difference* explicitly excluded from the domain of the equation (II), Clausius [4], p. 133, [6], p. 212.

This entails that the domain of equation (II), $dS = dQ/T$, is not restricted to “reversible” phenomena.

C.2 Compression with Heat Generation

First, consider *steady* (state), i.e. time independent, adiabatic, ideal (i.e. lossless) compression of pure nitrogen from $p_1 = 1.0$ bar, $T_1 = 0.0$ C to $p_2 = 3.0$ bar and the same with losses with efficiency of 0.5.

The cases calculated by Aspen Plus[®], of Aspen Technology, Inc., are presented in figure C.2.

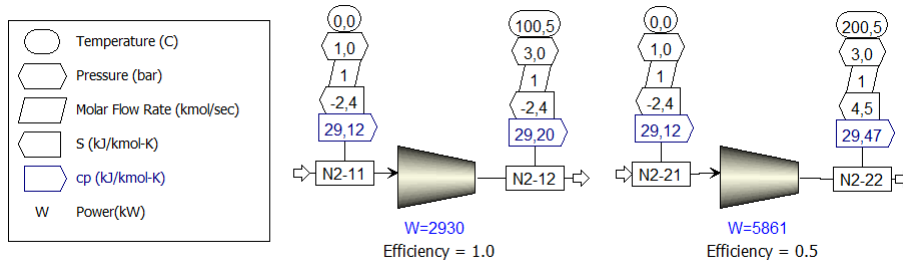


Figure C.2: Compression with heat generation

Second, consider *batch*, i.e. time dependent, adiabatic, lossless compression of an ideal gas with $C_p = 29.16$ J/K/mol within a closed system from $p_1 = 1.0$ bar, $T_1 = 0.0$ C and $S_1 = -2.4$ J/K/mol to $p_2 = 3.0$ bar and the same with losses with efficiency of 0.5.

The heat generation, equal to the work input “lost”, is

$$dQ_{GEN} = dW_{IN,lost} = \frac{1-\eta}{\eta} dW_{IN,ideal} = \frac{1-\eta}{\eta} \frac{RT_1}{k-1} \left[\left(\frac{p_2}{p_1} \right)^{\left(\frac{k-1}{k} \right)} - 1 \right]. \quad (C.3)$$

The entropy modeling, using the “second fundamental equation” (II), $dS = dQ/T$, gives

$$dS = \int \frac{dQ}{T} = \int \frac{dQ_{ABS}}{T} = \int \frac{dQ_{GEN}}{T} = \int_{T_{2,ideal}}^{T_2} \frac{C_p dT}{T} = C_p \ln \left(\frac{T_2}{T_{2,ideal}} \right). \quad (C.4)$$

The results are presented in Table C.1.

| efficiency | 1,0 | 0,5 | - |
|------------|---------|---------|---------|
| dW,IN | 2 094,6 | 4 189,2 | J/mol |
| dQ,IN | 0,0 | 0,0 | J/mol |
| $dW,lost$ | 0,0 | 2 094,6 | J/mol |
| dQ,GEN | 0,0 | 2 094,6 | J/mol |
| dQ,ABS | 0,0 | 2 094,6 | J/mol |
| dS | 0,0 | 6,9 | J/mol |
| $T,2$ | 100,5 | 201,0 | C |
| $S,2$ | - 2,4 | 4,5 | J/K/mol |

Input specifications grayed.

Table C.1.

Now, it is seen that the results for T_2 and S_2 are the same as calculated by Aspen Plus[®], in figure C.2.

Thus, the numerical results obtained using the “second fundamental equation” (II), $dS = dQ/T$, equal the results of engineering practice for this case of compression with *heat generation* explicitly excluded from the domain of the equation (II), Clausius [4], p. 133, [6], p. 212.

This entails that the domain of equation (II), $dS = dQ/T$, is not restricted to “reversible” phenomena.

APPENDIX D: “REVERSIBILITY” IN TEXTBOOKS

According to Clausius [4], p. 133, [6], p. 212, phenomena with *temperature difference* and *heat generation* are not “reversible” and are excluded from the domain of the “second fundamental equation” (II), $dS = dQ/T$.

Zemansky [17], p. 179 [underline added]:

“10.7. Entropy and Irreversibility. When a system undergoes an irreversible process between an initial equilibrium state and a final equilibrium state, the entropy change of the system is equal to

$$S_f - S_i = \int_R \frac{dQ}{T}$$

where R indicates any reversible process arbitrarily chosen by which the system may be brought from the given initial state to the given final state. No integration is performed over the original irreversible path. The irreversible process is replaced by a reversible one.”

Kondepudi and Prigogine [18], pp. 84-85 [underline added]:

“The usefulness of the concept of entropy and the Second Law depends on our ability to define entropy of a physical system in a calculable way. Using (3.3.3), if the entropy S_0 of a reference or standard state is defined, then the entropy of an arbitrary state S_X can be obtained through a reversible process that transforms the state 0 to the state X (Fig. 3.6).

$$S_X - S_0 = \int_0^X \frac{dQ}{T} \quad (3.4.1)$$

(In practice dQ is measured with the knowledge of the heat capacity using $dQ = CdT$.) In a real system the transformation from state 0 to state X occurs in a finite time and involves irreversible processes along the path I. In classical thermodynamics it is assumed that every irreversible transformation that occurs in nature can also be achieved through a reversible process for which (3.4.1) is valid.”

The essence of both excerpts is that the entropy change of a system by an “irreversible” process *can be calculated* by the integration of equation (II), $dS = dQ/T$ – by *assuming* the “irreversible” process *replaced* by an imaginary “reversible” process (with the same amount of heat, obviously), which scheme is *assumed* to be possible for every process “in nature”.

However, if equation (II), $dS = dQ/T$, can be used for the calculation of not “reversible” phenomena, then equation (II), $dS = dQ/T$, holds true for not “reversible” phenomena – in any adequate meaning of the terms “to use” and “to hold true”

Thus, both excerpts are in contradiction with the equation (II), $dS = dQ/T$, holding true for “reversible” phenomena, only, which is maintained by Clausius [1-6] and, also, by Zemansky [17], p. 174, and Kondepudi and Prigogine [18], p. 82.

This entails that the domain of equation (II), $dS = dQ/T$, is not restricted to “reversible” phenomena.

APPENDIX E: EXAMPLES

E.1 Heating

Consider the heating of a solid cube of one kilogram of silver from initial, spatially uniform, temporally constant temperature $T_1 = 0$ C to final, spatially uniform, temporally constant temperature $T_2 = 100$ C, as in figure E.1. Assume constant physical properties and take that $s(0$ C) = 0 J/K/kg.

In case a) by increasing, with zero time-rate, the temperature of one side of the body from T_1 to T_2 .

In case b) by fixing one side of the body to constant temperature T_2 .

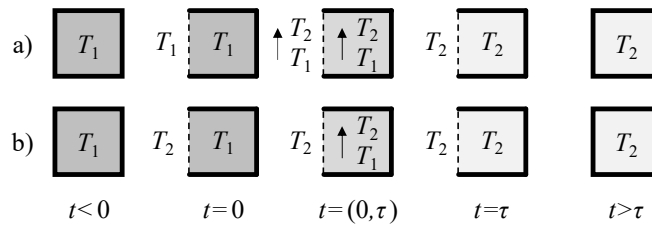


Figure E.1: Heating of a body

Because in case a) the heat transfer is with zero temperature difference, the phenomenon is “reversible” and equation (II), $dS = dQ/T$, holds true for case a) – according to Clausius [1-6]

Because in case b) the heat transfer is with non-zero temperature difference, the phenomenon is not “reversible” and equation (II), $dS = dQ/T$, does not hold true for case b) – according to Clausius [1-6].

Case a): In case a) the temperature of the system is uniform – even with finite thermal conductivity – because of the zero rate of heating. Now, the entropy change of the uniform temperature system in the case a), using equation (II), $dS = dQ/T$, is

$$\Delta S_a = \int_0^Q \frac{dQ_{ABS}}{T} = \int_{T_1}^{T_2} \frac{mc_p dT}{T} = mc_p \ln \frac{T_2}{T_1} = 1 \cdot 240 \cdot \ln \frac{(100 + 273)}{(0 + 273)} \text{ J/K} = 75 \text{ J/K}, \quad (\text{E.1})$$

and thus the final specific entropy $s_{2,a}$ is

$$s_{2,a} = s_1 + \frac{\Delta S_a}{m} = \left(0 + \frac{75}{1} \right) \text{ J/K/kg} = 75 \text{ J/K/kg}. \quad (\text{E.2})$$

Case b) - Uniform temperature: In case b), *first*, assume *uniform temperature* during the heating.¹⁸ Now, the entropy change of the uniform temperature system in the case b), using equation (II), $dS = dQ/T$, is

$$\Delta S_b = \int_0^Q \frac{dQ_{ABS}}{T} = \int_{T_1}^{T_2} \frac{mc_p dT}{T} = mc_p \ln \frac{T_2}{T_1} = 1 \cdot 240 \cdot \ln \frac{(100 + 273)}{(0 + 273)} \text{ J/K} = 75 \text{ J/K}, \quad (\text{E.3})$$

and thus the final specific entropy $s_{2,b}$ is

$$s_{2,b} = s_1 + \frac{\Delta S_b}{m} = \left(0 + \frac{75}{1} \right) \text{ J/K/kg} = 75 \text{ J/K/kg}. \quad (\text{E.4})$$

Thus, the entropy change ΔS and the final specific entropy s have the same magnitude in cases a) and b).

This entails that the domain of equation (II), $dS = dQ/T$, is not restricted to “reversible” phenomena.

¹⁸ The assumption does not change the conclusion, see below, but simplifies the analysis.

Case b) – Non-uniform temperature: In case b), *second*, do not assume uniform temperature during the heating. Thus, the temperature T and specific entropy s during the heating are calculated from the *differential field equations*, Truesdell and Toupin [13], p. 226-233,

$$\rho c_p \frac{\partial T}{\partial t} = -\nabla \cdot \tilde{\mathbf{Q}}'', \quad (\text{E.5})$$

$$\rho \frac{\partial s}{\partial t} = \frac{-\nabla \cdot \tilde{\mathbf{Q}}''}{T}. \quad (\text{E.6})$$

Equations (E.5) and (E.6) are based on the equations (I) and (II), respectively, assuming i) a differential, closed system, ii) (internal) energy a function of temperature only, iii) no work phenomena, iv) no heat generation, and v) constant physical properties.

For the numerical solution, equations (E.5) and (E.6) are discretized and solved for one spatial dimension, i.e., for $T(z,t)$ and $s(z,t)$, respectively, with $\Delta z = z_{\text{cube}}/100 = 0.5$ mm and $\Delta t = 10^{-5}$ s and

$$T(z,t) = T_1; \quad \forall z, t < 0, \quad (\text{E.7})$$

$$T(z,t) = T_2; \quad z = 0, t \geq 0. \quad (\text{E.8})$$

The results are presented in figures E.2 and E.3 as temperature T and specific entropy s profiles with respect to the dimensionless linear dimension Z and time t .

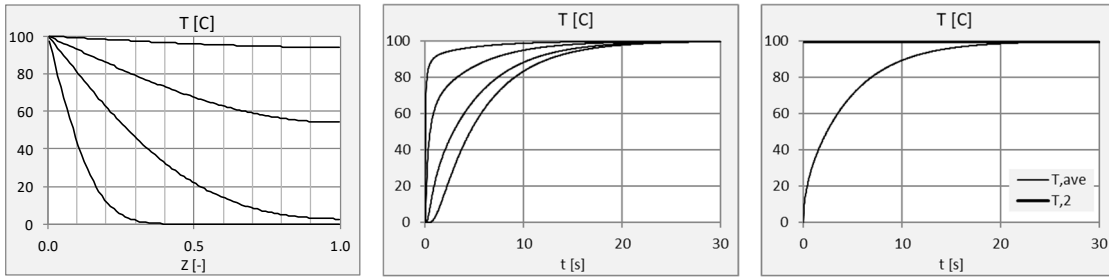


Figure E.2: Temperature Profiles

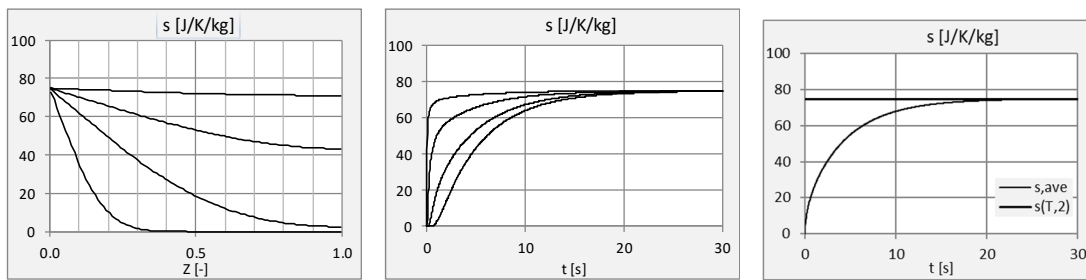


Figure E.3: Specific Entropy Profiles

It is seen that, when the average temperature T_{ave} approaches $T_2 = 100$ C, the average specific entropy s_{ave} approaches $s = 75$ J/K/kg, which equals the result as calculated by the “reversible” model.

This entails that the domain of equation (II), $dS = dQ/T$, is not restricted to “reversible” phenomena – and that equation (II) holds true for not only the spatially uniform, temporally constant states, but for states with temperature gradients and heat flows, also.

This entails, also, that the “paths” of the process are *well-defined* – and the calculations limited only by the use of continuum physics in the description of the non-continuous physical reality.

E.2 Isothermal Expansion

Consider the isothermal expansion of an ideal gas within a closed system from an initial, spatially uniform, temporally constant state (p_1, V_1, T_1) to a final, spatially uniform, temporally constant state (p_2, V_2, T_1), as in the cases in figure E.4.

In case a) with heat transfer with zero temperature difference, in case b) with heat transfer with non-zero temperature difference, and in cases c) and d) with heat generation due to work transfer turning a mixer with zero time-rate and non-zero time-rate, respectively.

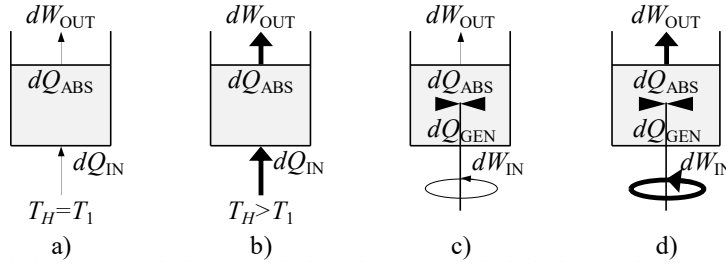


Figure E.4: Isothermal expansion.

Because in case a) the heat transfer is with zero temperature difference, the phenomenon is “reversible” and equation (II), $dS = dQ/T$, holds true for case a) – according to Clausius.

Because and in case b) the heat transfer is with non-zero temperature difference and in cases c) and d) the heat absorbed is heat generated, the phenomena are not “reversible” and equation (II), $dS = dQ/T$, does not hold true for cases b), c), and d) – according to Clausius.

For simplicity, assume uniform temperature and pressure.¹⁹ Because the uniform temperature is constant at T_1 , the integrations using equation (II), $dS = dQ/T$, for the four cases give

$$\Delta S_a = \int_0^Q \frac{dQ_{ABS,a}}{T_1} = \int_0^Q \frac{dQ_{IN,a}}{T_1} = \frac{Q_{IN,a}}{T_1} \quad (\text{E.9})$$

$$\Delta S_b = \int_0^Q \frac{dQ_{ABS,b}}{T_1} = \int_0^Q \frac{dQ_{IN,b}}{T_1} = \frac{Q_{IN,b}}{T_1} \quad (\text{E.10})$$

$$\Delta S_c = \int_0^Q \frac{dQ_{ABS,c}}{T_1} = \int_0^Q \frac{dQ_{GEN,c}}{T_1} = \int_0^W \frac{dW_{IN,c}}{T_1} = \frac{W_{IN,c}}{T_1} \quad (\text{E.11})$$

$$\Delta S_d = \int_0^Q \frac{dQ_{ABS,d}}{T_1} = \int_0^Q \frac{dQ_{GEN,d}}{T_1} = \int_0^W \frac{dW_{IN,d}}{T_1} = \frac{W_{IN,d}}{T_1} \quad (\text{E.12})$$

For isothermal expansion of an ideal gas between the initial and final, spatially uniform, temporally constant states, $i = (a, b, c, d)$,

$$W_{OUT,i} = Q_{ABS,i} = Q_{IN,a} = Q_{IN,b} = W_{IN,c} = W_{IN,d} = Q_{GEN,c} = Q_{GEN,d}, \quad (\text{E.13})$$

which leads to

$$\Delta S_a = \Delta S_b = \Delta S_c = \Delta S_d. \quad (\text{E.14})$$

This entails that the domain of equation (II), $dS = dQ/T$, is not restricted to “reversible” phenomena.

¹⁹ The assumption does not change the conclusion, but simplifies the analysis, especially in fluid cases.

E.3 Cycles

According to Clausius [4], p. 129, [6], p 89, equation

$$\oint \frac{dQ}{T} = 0, \quad (\text{E.15})$$

holds true for “reversible” cyclical processes, only.

Consider two *lossless* cycles of isothermal compression, adiabatic compression, isothermal expansion and adiabatic expansion, i.e. adiabatic-isothermal cycles, of an ideal gas in a closed system, operating between the same, four spatially uniform, temporally constant states, state₁ – state₄, as in figure E.5.

In case a) with heat transfer with zero temperature difference in the isothermal units U₁ and U₃.

In case b) with heat generation due to work transfer turning a mixer with non-zero time-rate in the isothermal unit U₃ and with heat transfer with non-zero temperature difference in the isothermal units U₁.²⁰

These entail that cycle a) is “reversible”, while cycle b) is not “reversible”, according to Clausius [1-6].

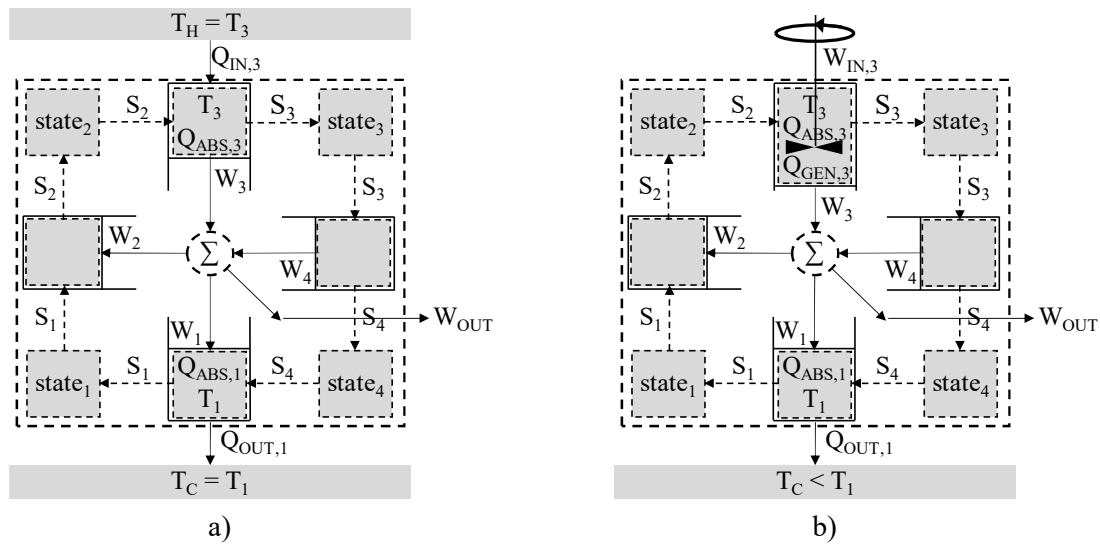


Figure E.5: Two batch cycles of an ideal gas

For simplicity, assume uniform temperature and pressure.²¹

Given $Q_{IN,3,a} = W_{IN,3,b}$, $Q_{OUT,1,a} = Q_{OUT,1,b}$, no lossless, and adiabatic-isothermal operation, the four states, state₁ – state₄, of *working fluid cycles* are exactly the same in cases a) and b) – as was initially specified – independently of “reversibility” and the temperatures of the two heat “reservoirs”.

Thus, if equation (II), $dS = dQ/T$, holds true for the “reversible” units U_{1,a} and U_{3,a}, equation (II), $dS = dQ/T$, holds true for the not “reversible” units U_{1,b} and U_{3,b}, which entails that, if equation (E.15) holds true for the “reversible” cycle a), equation (E.15) holds true for the not “reversible” cycle b), also.

Because of the time dependent processes in figure E.5 – which entails that the summing of the work flows is possible conceptually, only – the analysis is more transparent considering time independent, i.e. steady state, processes.

²⁰ In case b), there is heat generation in the isothermal unit U₃ – but no losses in the cycle.

²¹ The assumption does not change the conclusion, but simplifies the analysis, especially in fluid cases.

Consider two *steady, lossless adiabatic-isothermal* cycles of an ideal gas, operating between the same, four states, state₁ – state₄, as in figure E.6. Assume the pressure of stream S₃ after the isothermal expansion adjusted such that $|W_2| = |W_4|$.

In case a) with heat transfer with zero temperature differences in the isothermal units U₁ and U₃.

In case b) with heat transfer with non-zero temperature differences in the isothermal units U₁ and U₃.

These entail that cycle a) is “reversible”, while cycle b) is not “reversible”, according to Clausius [1-6].

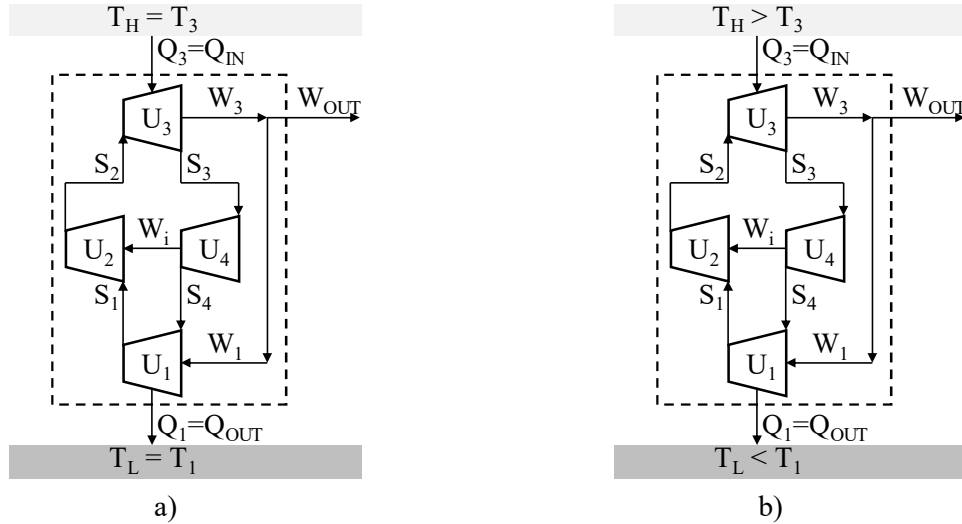


Figure E.6: Two steady cycles of an ideal gas

For simplicity, assume uniform temperature and pressure.²²

Both cycles may operate at the same, *arbitrary time rate* of work output, i.e. power output, relative to

$$\tilde{Q}_i = \alpha_i \Delta T_i; \quad i = 1, 3, \quad (\text{E.16})$$

in which α is a heat transfer parameter. Equation (E.16) entails that $\alpha \rightarrow \infty$ as $\Delta T \rightarrow 0$.

Given $Q_{3,a} = Q_{3,b}$, $Q_{1,a} = Q_{1,b}$, no losses, and adiabatic-isothermal operation, the four states, state₁ – state₄, and the paths of *working fluid cycles* (see figure E.7) are exactly the same in cases a) and b) – as was initially specified – independently of “reversibility” and the temperatures of the two heat “reservoirs”.

Thus, if equation (II), $dS = dQ/T$, holds true for the “reversible” units U_{1,a} and U_{3,a}, equation (II), $dS = dQ/T$, holds true for the not “reversible” units U_{1,b} and U_{3,b}, which entails that, if equation (E.15) holds true for the “reversible” cycle a), equation (E.15) holds true for the not “reversible” cycle b), also.

²² The assumption does not change the conclusion, but simplifies the analysis, especially in fluid cases.

E.4 Cycles with Losses

Consider the two *steady, adiabatic-isothermal* cycles in figure E.6, in case a) with heat transfer with zero temperature differences in the isothermal units U_1 and U_3 and in case b) with heat transfer with non-zero temperature differences in the isothermal units U_1 and U_3 , which entail that cycle a) is “reversible”, while cycle b) is not “reversible”, according to Clausius [1-6].

Consider operation with 1 mol of an ideal gas with $k = c_p/c_v = 1.4$ with isothermal compression from (1 bara, 25 C, 1 J/K/mol) to 3 bara and adiabatic compression to 9 bara. Assume the pressure of stream S_3 after the isothermal expansion adjusted such that $|W_2| = |W_4|$. Consider operation, first, *ideally*, i.e. without losses, and, second, *non-ideally*, i.e. with losses, in the case of both the isothermal compression in unit U_1 and the adiabatic compression in unit U_2 having an efficiency of 0.9.

For simplicity, assume uniform temperature and pressure.²³

E.4.1 Work, Heat and Temperature Equations

The work inputs W_{IN} into a *open* system of *ideal*, i.e. with no losses, adiabatic and isothermal compressions, respectively, of an ideal gas from p_1 , T_1 to p_2 are, using $k = c_p/c_v$

$$\tilde{W}_{IN,adiabatic,ideal} = \frac{\tilde{n}RT_1}{\left(\frac{k-1}{k}\right)} \left[\left(\frac{p_2}{p_1}\right)^{\left(\frac{k-1}{k}\right)} - 1 \right], \quad (E.17)$$

$$\tilde{W}_{IN,isothermal,ideal} = \tilde{n}RT_1 \ln \left(\frac{p_2}{p_1} \right). \quad (E.18)$$

For simplicity and brevity, losses are considered in the compression units, only. The losses are considered by the compression efficiency η_C defined as

$$\frac{1}{\eta_C} \tilde{W}_{IN,ideal} \equiv \tilde{W}_{IN} = (\tilde{W}_{IN,ideal} + \tilde{W}_{loss}) = (\tilde{W}_{IN,ideal} + \tilde{Q}_{GEN}), \quad (E.19)$$

leading to

$$\tilde{Q}_{GEN} = \tilde{W}_{loss} = (1 - \eta_C) \frac{1}{\eta_C} \tilde{W}_{IN,ideal}. \quad (E.20)$$

The heat input Q_{IN} is zero in adiabatic compression and equals the additive inverse of the work input in isothermal compression, i.e.

$$\tilde{Q}_{IN,adiabatic} \equiv 0, \quad (E.21)$$

$$\tilde{Q}_{IN,isothermal} = -\tilde{W}_{IN}. \quad (E.22)$$

The temperature out T_{OUT} of a unit is calculated from the *steady state* energy balance of an *open system*, which, for an ideal gas with constant or average molar heat capacity, gives

$$\tilde{n}C_{p,n}(T_{OUT} - T_{IN}) = \tilde{Q}_{IN} + \tilde{W}_{IN}. \quad (E.23)$$

²³ The assumption does not change the conclusion, but simplifies the analysis, especially in fluid cases.

E.4.2 Entropy Equations

In *both ideal and non-ideal* isothermal compression and expansion, the heat absorbed Q_{ABS} equals the additive inverse of the ideal work input, because the heat generated by loss of work is removed from the system (or first absorbed and then desorbed) with no net effect on energy or entropy. Thus, the entropy change, based on equation (II), $dS = dQ/T$, is

$$\Delta \tilde{S}_{\Delta p, \text{isothermal}} = \left(\int_0^{\tilde{Q}} \frac{d\tilde{Q}_{\text{ABS}}}{T} \right)_{\Delta p, \text{isothermal}} = \frac{\tilde{Q}_{\text{ABS}}}{T} = \frac{-\tilde{W}_{\text{IN}, \text{ideal}}}{T}. \quad (\text{E.24})$$

In *ideal*, adiabatic compression, the heat generation is zero and thus the entropy change is zero. In *non-ideal*, adiabatic compression, the heat absorbed equals the heat generated, which heat absorption is manifested as a temperature increase over the ideal temperature increase. Thus, the entropy change, based on equation (II), $dS = dQ/T$, is

$$\Delta \tilde{S}_{\Delta p, \text{adiabatic}} = \left(\int_0^{\tilde{Q}} \frac{d\tilde{Q}_{\text{ABS}}}{T} \right)_{\Delta p, \text{adiabatic}} = \int_0^{\tilde{Q}} \frac{d\tilde{Q}_{\text{GEN}}}{T} = \int_{T_{2, \text{ideal}}}^{T_2} \frac{\tilde{n} C_{p, n} dT}{T} = \tilde{n} C_{p, n} \ln \left(\frac{T_2}{T_{2, \text{ideal}}} \right). \quad (\text{E.25})$$

E.4.3 Results

The results calculated by the equations (E.17)-(E.25) are presented in tables E.1-E.4 and figure E.7.

| Stream | p | T | S,n |
|--------|------|-----|---------|
| - | bara | C | J/K/mol |
| S4,i | 1.00 | 25 | 1.00 |
| S1 | 3.00 | 25 | - 8.13 |
| S2 | 9.00 | 135 | - 8.13 |
| S3 | 3.00 | 135 | 1.00 |
| S4,f | 1.00 | 25 | 1.00 |

Input specifications grayed.

Table E.1: Streams, ideal.

| Unit | eff | W,IN | Q,IN | Q,GEN | S,GEN |
|-------|------|--------|--------|-------|--------|
| - | - | kW | kW | kW | J/K |
| U1 | 1.00 | 2.72 | - 2.72 | 0.00 | - 9.13 |
| U2 | 1.00 | 3.20 | 0.00 | 0.00 | 0.00 |
| U3 | 1.00 | - 3.73 | 3.73 | 0.00 | 9.13 |
| U4 | 1.00 | - 3.20 | 0.00 | 0.00 | 0.00 |
| U,sum | - | - 1.00 | 1.00 | 0.00 | 0.00 |

Input specifications grayed.

Table E.2: Units, ideal.

| Stream | p | T | S,n |
|--------|-------------|------------|---------------|
| - | bara | C | J/K/mol |
| S4,i | 1.00 | 25 | 1.00 |
| S1 | 3.00 | 25 | - 8.13 |
| S2 | 9.00 | 147 | - 7.28 |
| S3 | 3.33 | 147 | 1.00 |
| S4,f | 1.00 | 25 | 1.00 |

Changes relative to ideal case boldfaced

Table E.3: Streams, non-ideal.

| Unit | eff | W,IN | Q,IN | Q,GEN | S,GEN |
|-------|-------------|---------------|---------------|-------------|-------------|
| - | - | kW | kW | kW | J/K |
| U1 | 0.90 | 3.03 | - 3.03 | 0.30 | - 9.13 |
| U2 | 0.90 | 3.55 | 0.00 | 0.36 | 0.86 |
| U3 | 1.00 | - 3.48 | 3.48 | 0.00 | 8.28 |
| U4 | 1.00 | - 3.55 | 0.00 | 0.00 | 0.00 |
| U,sum | - | - 0.45 | 0.45 | 0.66 | 0.00 |

Changes relative to ideal case boldfaced

Table E.4: Units, non-ideal.

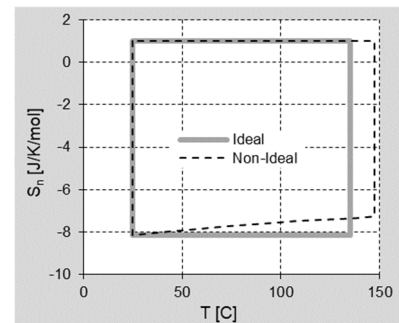
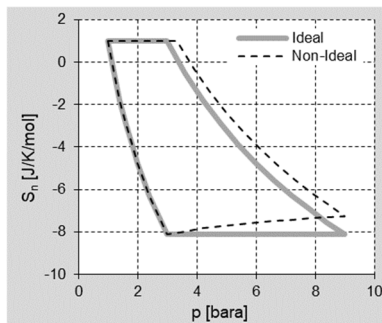
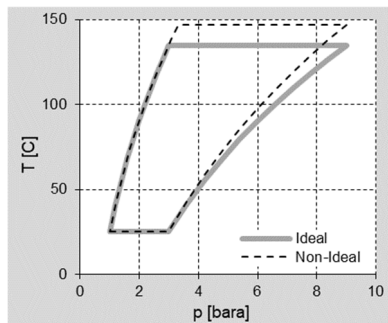


Figure E.7: T,p-, S,p-, and S,T-cycles

It is seen that – for both the ideal and non-ideal operations – the initial and final properties of stream S4 are equal, which shows that the operations are truly cyclic.

Now, the issue to be tested is whether it holds true or not that

$$\oint \frac{dQ}{T} = 0, \quad (\text{E.15})$$

i.e. that

$$\oint \frac{d\tilde{Q}}{T} = \sum_{i=1}^4 \left(\int_0^Q \frac{d\tilde{Q}_{ABS}}{T} \right)_{U_i} = 0, \quad (\text{E.26})$$

for both the “reversible” and the not “reversible” cycles in figure E.6 both *ideally*, i.e. with no losses, and *non-ideally*, i.e. with losses.

The ideal results without losses and the non-ideal results with losses are

$$\begin{aligned} \sum_{i=1}^4 \left(\frac{Q_{ABS}}{T} \right)_{U_i} &= \frac{-W_{IN,U1,ideal}}{T_{U1}} + 0 + \frac{-W_{IN,U3,ideal}}{T_{U3}} + 0 \\ &= \left[\frac{-27.2}{(25+273)} + 0 + \frac{37.3}{(135+273)} + 0 \right] \text{kJ/K}, \\ &= 0 \text{ kJ/K} \end{aligned} \quad (\text{E.27})$$

$$\begin{aligned} \sum_{i=1}^4 \left(\frac{Q_{ABS}}{T} \right)_{U_i} &= \frac{-W_{IN,U1,ideal}}{T_{U1}} + nC_{p,n} \int_{T_{S2,ideal}}^{T_{S2}} \frac{dT}{T} + \frac{-W_{IN,U3,ideal}}{T_{U3}} + 0 \\ &= \left[\frac{-27.2}{(25+273)} + 1.0 \cdot 0.291 \cdot \ln \left(\frac{147+273}{135+273} \right) + \frac{34.8}{(147+273)} + 0 \right] \text{kJ/K}, \\ &= 0 \text{ kJ/K} \end{aligned} \quad (\text{E.28})$$

which show that equations (II), $dS = dQ/T$, (E.15), and (E.26) hold true for both the “reversible” and the not “reversible” cycles in figure E.6 both *ideally*, i.e. with no losses, and *non-ideally*, i.e. with losses.

This entails that the domains of equations (II), $dS = dQ/T$ and (E.15) are not restricted to “reversible” processes.

E.4.4 Efficiencies

The efficiency of a heat engine is defined as

$$\eta_{HE} \equiv \frac{W_{OUT}}{Q_{IN}}. \quad (E.29)$$

Based on the energy and entropy balances of an *adiabatic-isothermal cycle*, see 2.9 Maximum Efficiency of a Heat Engine, the maximum efficiency of any heat engine is

$$\eta_{HE,max} = 1 - \frac{T_{min}}{T_{max}}, \quad (E.30)$$

in which the temperatures are temperatures of the working fluid.

Thus, with numeric values from Tables E.1-E.4:

| | <i>ideal</i> | <i>non-ideal</i> | |
|---------------------------------------|--------------|------------------|----|
| W_{OUT} | 1.00 | 0.45 | kJ |
| $Q_{IN,U3}$ | 3.73 | 3.48 | kJ |
| $\eta_{HE} = W_{OUT}/Q_{IN,U3}$ | 0.27 | 0.13 | - |
| T_{max} | 135 | 147 | C |
| T_{min} | 25 | 25 | C |
| $\eta_{HE,max} = 1 - T_{min}/T_{max}$ | 0.27 | 0.29 | - |
| $\eta_{HE}/\eta_{HE,max}$ | 1.00 | 0.45 | - |

Table E.5: Efficiencies

Accordingly, it is seen that:

- The efficiency of an *ideal (with no losses) adiabatic-isothermal cycle* heat engine equals the maximum efficiency of a heat engine. This holds true for both the “reversible” cycle in figure E.6.a and the not “reversible” cycle in figure E.6.b.
- “Reversibility” is not a condition of maximum efficiency.
- There is no maximum for the power of the heat engine running with maximum efficiency.

E.5 Onsager Reciprocal Relations

According to Onsager [7], p. 407:

“[...] the rate of production of entropy per unit volume of the conductor equals

$$\frac{dS}{dt} = \frac{1}{T} (J_1 X_1 + J_2 X_2) [\dots]”$$

This is the fundamental equation of the ORR with respect to entropy.

Only electric current and heat flow will be considered, below, as these are the first two phenomena considered by Onsager [7]. For electric current J_I and heat flow J_Q the fundamental equation of the ORR for entropy generation is rewritten as

$$\sigma = \frac{1}{T} (J_I X_I + J_Q X_Q). \quad (\text{E.31})$$

in which flow σ is entropy generation.

E.5.1 Onsager Entropy Balance

Onsager uses the two concepts of entropy generation by heat flow $\sigma_{J,Q}$ and entropy flow by heat flow J_S

$$\sigma_{J_Q} = -\frac{1}{T^2} J_Q \text{grad } T \quad (\text{E.32})$$

$$J_S = \frac{J_Q}{T}. \quad (\text{E.33})$$

The entropy balance is expressed– with neither reference nor any justification – in equation (5.6) Onsager [7], p. 421:

“The rate of local accumulation of heat equals

$$T ds / dt = -\text{div } J_Q \quad [\dots] \quad (5.6)$$

writing s for the local entropy density, [...]”

(This equation is obviously based on equation (II), $dS = dQ/T$, of Clausius [1-6].)

Now, with the two concepts of entropy generation by heat flow $\sigma_{J,Q}$ and entropy flow by heat flow J_S , the entropy balance of Onsager [7] equation (5.6) becomes, for heat flow only,

$$\frac{ds}{dt} = \frac{-\text{div } J_Q}{T} = -\text{div} \left(\frac{J_Q}{T} \right) - \frac{1}{T^2} J_Q \text{grad } T = -\text{div } J_S + \sigma_{J_Q}, \quad (\text{E.34})$$

which is, with entropy generation due to heat generation term added,

$$\frac{ds}{dt} = \frac{-\text{div } J_Q}{T} = -\text{div} \left(\frac{J_Q}{T} \right) - \frac{1}{T^2} J_Q \text{grad } T + \frac{Q_{GEN}}{T} = -\text{div } J_S + \sigma. \quad (\text{E.35})$$

See e.g. de Groot and Mazur [9], p. 24.

E.5.2 ORR

The ORR are, Onsager [7], p. 408:

$$\begin{aligned} J_1 &= L_{11}X_1 + L_{12}X_2 \\ J_2 &= L_{21}X_1 + L_{22}X_2 \end{aligned} \quad (2.1)''$$

$$L_{12} = L_{21} \quad (2.2)''$$

in which J are “flows”, X are “forces”, and L are “conductances”.

E.5.3 Electric Current

For electric current J_I using $J = LX$ take

$$J_I = L_I X_I = \frac{1}{R} (-\text{grad } U), \quad (E.36)$$

$$Q_{GEN,I} = J_I^2 R. \quad (E.37)$$

The insertion into equation (E.31), with electric current, *only*, gives

$$\sigma = \frac{J_I X_I}{T} = \frac{J_I (-\text{grad } U)}{T} = \frac{J_I^2 R}{T} = \frac{Q_{GEN,I}}{T}. \quad (E.38)$$

With electric current, *only*, and with entropy generation in equation (E.38), the entropy balance (E.35) becomes

$$\frac{ds}{dt} = -\text{div} \left(\frac{J_Q}{T} \right) - \frac{1}{T^2} J_Q \text{grad } T + \frac{Q_{GEN}}{T} = \frac{Q_{GEN}}{T} = \frac{Q_{GEN,I}}{T}. \quad (E.39)$$

The “second fundamental equation” of the “mechanical theory of heat”, Clausius [4], p. 366, [6], p. 110, is

$$dS = \frac{dQ_{ABS}}{T}, \quad (E.40)$$

which, with no heat flow, $dQ_{(IN-OUT)} = 0$, using the heat balance $dQ_{ABS} = dQ_{(IN-OUT)} + dQ_{GEN}$, gives

$$dS = \frac{dQ_{GEN}}{T}. \quad (E.41)$$

Equations (E.39) and (E.41) express the same, one proposition – with slightly different notations. Thus, the Onsager-Prigogine entropy model, as (E.39), and the Clausius entropy model, as (E.41), are *equivalent with respect to entropy accumulation* in this case of the ORR.

This entails that the domain of equation (II), $dS = dQ/T$, is not restricted to “reversible” phenomena.

E.5.4 Heat Flow

For heat flow J_Q using $J = LX$ take

$$J_Q = L_Q X_Q = \lambda (-\text{grad } T), \quad (\text{E.42})$$

$$Q_{\text{GEN},Q} = 0. \quad (\text{E.43})$$

The insertion into equation (E.31), with heat flow, *only*, gives

$$\sigma = \frac{J_Q X_Q}{T} = \frac{J_Q (-\text{grad } T)}{T}. \quad (\text{E.44})$$

This equation is of a form different than equation (E.38). An ad-hoc solution according to Onsager [7], p. 406, for this is: “In corresponding units the ‘force’ which drives the flow of heat will be

$$X_2 = -\frac{1}{T} \text{grad } T.”$$

This means that equation (E.42) is replaced by

$$J_Q = L_Q X_Q = \lambda \left(-\frac{1}{T} \text{grad } T \right), \quad (\text{E.45})$$

and equation (E.44) becomes

$$\sigma = \frac{J_Q X_Q}{T} = \frac{J_Q (-\text{grad } T)}{T^2} = -\frac{1}{T^2} J_Q \text{grad } T. \quad (\text{E.46})$$

With heat flow, *only*, and with entropy generation in equation (E.46), the entropy balance (E.35) becomes

$$\frac{ds}{dt} = -\text{div} \left(\frac{J_Q}{T} \right) - \frac{1}{T^2} J_Q \text{grad } T + \frac{Q_{\text{GEN}}}{T} = -\text{div} \left(\frac{J_Q}{T} \right) - \frac{1}{T^2} J_Q \text{grad } T = \frac{-\text{div } J_Q}{T}. \quad (\text{E.47})$$

The “second fundamental equation” of the “mechanical theory of heat”, Clausius [4], p. 366, [6], p. 110, is

$$dS = \frac{dQ_{\text{ABS}}}{T}, \quad (\text{E.48})$$

which, with no heat generation, $dQ_{\text{GEN}} = 0$, using the heat balance $dQ_{\text{ABS}} = dQ_{(\text{IN}-\text{OUT})} + dQ_{\text{GEN}}$, gives

$$dS = \frac{dQ_{(\text{IN}-\text{OUT})}}{T}. \quad (\text{E.49})$$

Equations (E.47) and (E.49) express the same, one proposition – with slightly different notations. Thus, the Onsager-Prigogine entropy model, as (E.47), and the Clausius entropy model, as (E.49), are *equivalent with respect to entropy accumulation* in this case of the ORR.

This entails that the domain of equation (II), $dS = dQ/T$, is not restricted to “reversible” phenomena.