

ON SOME CHARACTERIZATIONS OF CONVEX POLYHEDRA

SERGII MYROSHNYCHENKO

ABSTRACT. This work provides two sufficient conditions in terms of sections or projections for a convex body to be a polytope. These conditions are necessary as well.

1. INTRODUCTION

Many curious properties of convex bodies can be determined by two dual notions: projections and sections. This paper contains characterizations of polytopes in terms of non-central sections as well as point projections (see Figure 1).

Theorem A. *Let K be a convex body in \mathbb{E}^d , $d \geq 3$, and $\{H_\alpha\}_{\alpha \in \mathcal{A}}$ be a set of k -dim affine spaces, $2 \leq k \leq d - 1$, all of which intersect the interior of K , such that:*

- *for any supporting line l of K , there exists a plane $H_\alpha \supset l$;*
- *for all $\alpha \in \mathcal{A}$, the intersection $K \cap H_\alpha$ is a k -dim polytope.*

Then K is a polytope.

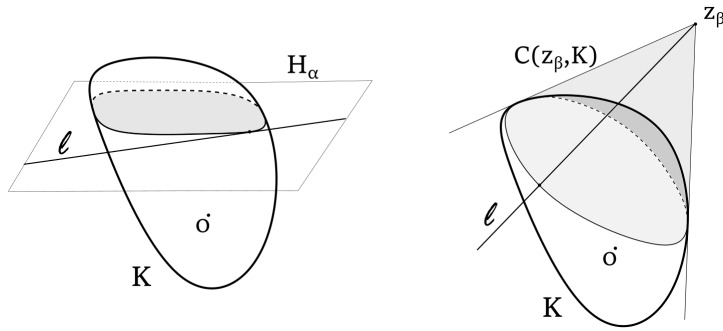


FIGURE 1. A $(d - 1)$ -dim section of K by hyperplane H_α , and a d -dim visual cone $C(z_\beta, K)$ of K .

For instance, if $k = d - 1$ and δ is a continuous function on S^{n-1} , then set of hyperplanes $\{H_\xi\}_\xi$ intersecting the interior of K ,

$$H_\xi = \{x \in \mathbb{E}^d : x \cdot \xi = \delta(\xi)\}, \quad \xi \in S^{d-1},$$

The author is supported by PIMS Postdoctoral Fellowship.

satisfies the conditions of the theorem for sufficiently small δ (see [BG]). In particular, for $\delta \equiv 0$, Theorem A implies the celebrated result of Victor Klee from 1959

Theorem 1 ([K]). *A bounded convex subset of \mathbb{E}^d is a polytope if any of its k -dim central sections, $2 \leq k \leq d - 1$, is a polytope.*

The version of Theorem A for ellipsoids was handled in [BG]. It also implies the corresponding result for Euclidean balls. We note that such settings are considered in several problems of Convex Geometry, such as questions related to characterizations of balls by sections and caps ([KO]), conical sections ([RY]), floating bodies ([B], [BSW]), t -sections ([Y], [YZ]). Additionally, we also provide the following dual result for visual cones (see definition 1)

Theorem B. *Let K be a convex body in \mathbb{E}^d , $d \geq 3$, and $\{z_\beta\}_{\beta \in \mathcal{B}} \subset \mathbb{E}^d$ be a set of exterior points of K that satisfies:*

- *for any supporting line l of K , there exists a point $z_\beta \in l$;*
- *for a fixed k , $3 \leq k \leq d$, and all $\beta \in \mathcal{B}$, any k -dim visual cone $C_k(z_\beta, K)$ is polyhedral.*

Then K is a polytope.

For example, a closed surface S containing K in its interior satisfies the conditions of the point-set in Theorem B. Also, when S is a convex surface, the analogous problem for circular cones was solved in [M]. In the class of elliptical cones, where $\{z_\beta\}_{\beta \in \mathcal{B}}$ is a closed set, the corresponding result was obtained for ellipsoids in [BG]. Two pertinent characterizations of ellipsoids regarding visual cones were considered in [GO]. Questions related to measures of visual cones rather than shapes were also studied in [Ku] and [KO]. A resembling construction for illumination bodies is discussed in [MW]; for the related well-known illumination problem see [Bo] and [BH]. A question regarding the visual recognition of polytopes was also investigated in [My].

Lastly, by polar duality ([Ga], p. 22), Theorem A allows one to extend Theorem B to the case of infinitely distant points. This way, we obtain Klee's Theorem for orthogonal projections

Theorem 2 ([K]). *A bounded convex subset of \mathbb{E}^d is a polytope if any of its k -dim orthogonal projections, $2 \leq k \leq d - 1$, is a polytope.*

The main idea of the proof for Theorems A and B is to show that, under the provided conditions, extreme points of K cannot accumulate. To prove Theorem A, we generalize the construction from [Z]. The proof of Theorem B relies on a similar idea for orthogonal projections on two-dimensional subspaces.

2. PRELIMINARY DEFINITIONS AND RESULTS

In this section we provide the results, definitions, and notation for notions used throughout the paper. For more details on these and related concepts of Convex Geometry, see [Ga], [Gr], [S].

By lowercase letters such as p, q, r etc., we denote points in d -dim Euclidean space \mathbb{E}^d , $d \geq 3$. For any two points p, q , the closed segment connecting them is denoted by $[pq]$, and its interior is (pq) . Notation $\angle(pqr)$ stands for the angle between $[pq]$ and $[rq]$. The Euclidean length of $[pq]$ is $\|p - q\|$. Then, the unit sphere with center at the origin o is $S^{d-1} = \{x \in \mathbb{E}^d : \|x\| = 1\}$.

For a set $V \subset \mathbb{E}^k \subseteq \mathbb{E}^d$, $k \leq d$, by $\text{int } V$ we mean the set of relative interior points of V , and ∂V stands for its set of boundary points in \mathbb{E}^k . A set $V \in \mathbb{E}^d$ is called *convex* if for any $p, q \in V$, one also has $[pq] \subset V$. By a *convex body* we mean a compact convex set with non-empty interior. A line l is called a *supporting line* of a set V if $l \cap V \subset \partial V$. A *supporting ray* is a half-line of a supporting line that has non-empty intersection with the set. For a convex set V , a point $r \in V$ is called *extreme* if there do not exist two distinct points $p, q \in V$, such that $r \in (pq)$. The distance between point p and a set V is

$$\text{dist}(p, V) = \inf_{z \in V} \|z - p\|.$$

The *convex hull* of a finite number of sets $V_1, \dots, V_m \subset \mathbb{E}^d$ is

$$\text{conv} \{V_1, \dots, V_m\} = \left\{ \lambda_1 p_1 + \dots + \lambda_m p_m : \sum_{j=1}^m \lambda_j = 1, \lambda_j \geq 0, p_j \in V_j \right\}.$$

The convex hull of a finite number of points is called a (*convex*) *polytope*. In this regard, Minkowski was first to show

Proposition ([Gr], p.75). *Every convex set in \mathbb{E}^d is the convex hull of its extreme points.*

In particular, it implies that a polytope is the convex hull of the finite set of its extreme points that are called *vertices*.

By *polyhedral cone* C with *apex* at the origin, we understand a non-empty intersection of a finite family of closed half-spaces. By a translation, we extend this notion to a cone with the apex at any point $z \in \mathbb{E}^d$.

The natural notion of a full-dimensional *visual* (also called *sight* in [M]) *cone* of a set (see Figure 1 and Theorem B), $V \subset \mathbb{E}^d$ with apex at $z \notin V$ is

$$(1) \quad C(z, V) := \left\{ z + t \cdot (x - z) : x \in V, t \geq 0 \right\}.$$

For a set V with non-empty relative interior, consider a k -dim affine subspace H , $2 \leq k \leq d - 1$, such that $z \in H$ and $H \cap \text{int } V \neq \emptyset$. Then, a k -dim *visual cone* with

the apex at z is a sub-cone of $C(z, V)$,

$$C_k(z, V) = C(z, V) \cap H.$$

In this regard, observe the following result of Mirkil

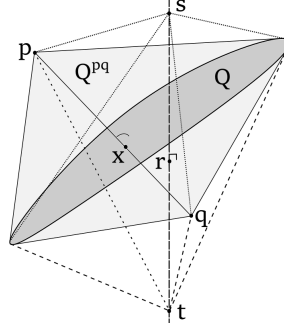
Lemma 1 ([Mi]). *A cone $C \subset \mathbb{E}^d, d > 3$, with the apex at the origin is polyhedral if and only if, for any k -dim subspace $H, 3 \leq k \leq d - 1$, the cone $C_H = C \cap H$ is either empty or polyhedral.*

3. PROOF OF THEOREM A

To prove Theorem A, we need a couple of auxiliary results. The case $d = 3$ of the following considerations for central sections was shown in [Z]. Here we provide their generalizations for non-central cases in $d \geq 3$.

Lemma 2. *Let $K \subset \mathbb{E}^d$ be a convex body and Q be a k -dim convex set, $Q \subset \partial K$, $1 \leq k \leq d - 2$. Let $p, q \in K$ be two distinct points, such that $[pq] \cap Q = \{x\} \in (pq)$, then*

$$Q^{pq} = \text{conv} \left\{ Q, [pq] \right\} \subset \partial K.$$



Proof. Assume the opposite, that there exists a point $r \in Q^{pq}$, such that $r \in \text{int} K$. Then, there exists a line segment $[ts] \subset \text{int} K$, such that $r \in (ts)$ and $[ts] \perp Q^{pq}$. This follows from the observation that $r \in \text{int} K$ is contained in a ball of small enough radius contained in $\text{int} K$ completely, so $t, s \notin Q$ can be chosen from its boundary sphere. Hence,

$$\text{int} Q \subset \text{int} Q^{pq} \subset \text{int} \left(\text{conv} \left\{ Q^{pq}, t, s \right\} \right) \subset \text{int} K.$$

However, this contradicts the original assumption $\text{int} Q \subset Q \subset \partial K$. \square

The next proposition shows that the conditions of the theorem prevent extreme points of K from “concentrating along” a segment in K .

Proposition 1. *Suppose that a convex body K satisfies the conditions of Theorem A. Let $p, q \in K$ be two distinct points, then there exists $\varepsilon = \varepsilon(p, q) > 0$ such that any $y \in K$ is not an extreme point of K if*

$$0 < \|p - y\| < \varepsilon, \quad \text{and} \quad \angle ypq < \varepsilon.$$

Proof. We consider two possible cases.

Case 1. $[pq] \cap \text{int } K \neq \emptyset$.

Assume that there exists a point $x \in (pq) \cap \text{int } K$ (see Figure 2). Then, for a small enough $R = R(x) > 0$, ball $B(x, R)$ of radius R centered at x belongs to the interior of K , $B(x, R) \subset \text{int } K$, and $p, q \notin B(x, R)$. Hence, we have

$$(pq) \subset \text{conv} \left\{ B(x, R), p, q \right\} \subset \text{int } K.$$

Thus, we can choose x to be the mid-point of $[pq]$ and an $\varepsilon > 0$ such that

$$\varepsilon < \min \left\{ \sqrt{\|p - x\|^2 - R^2}, \arcsin \frac{R}{\|p - x\|} \right\}.$$

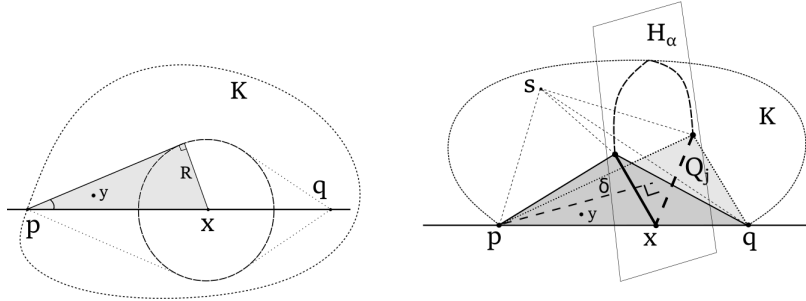


FIGURE 2. K has no extreme points too close to point p and segment $[pq]$.

Case 2. $[pq] \subset \partial K$.

Let H_α be a plane that intersects $[pq]$ transversally at the mid-point x . Then $x \in \partial P_\alpha$ for the polytope $P_\alpha = K \cap H_\alpha$. Let Q_1, \dots, Q_m be all the facets of P_α that contain x , and $\{x_1, \dots, x_N\}$ be the set of all of their vertices. If x is one of these vertices, exclude it from the set. By Lemma 2,

$$Q_j^{pq} = \text{conv} \left\{ Q_j, [pq] \right\} \subset \partial K, \quad \forall j = 1, \dots, m.$$

Let a point $s \in \text{int } K$, $\delta = \text{dist}(p, H_\alpha) > 0$, and

$$0 < \varepsilon < \min \left\{ \delta, \min_{j=1, \dots, N} \left\{ \angle x_j pq \right\} \right\}.$$

Then, for any point $y \in K$, such that $\|p - y\| < \varepsilon$ and $\angle ypq < \varepsilon$, we have

$$y \in \text{conv} \left\{ x_1, \dots, x_N, p, q, s \right\}.$$

Thus, y cannot be an extreme point of K .

□

Remark. *The previous proposition shows that a small enough cone of revolution with apex p and axis of rotation parallel to $[pq]$ cannot have any extreme points of K in a small enough neighbourhood of p .*

Now we have all the necessary ingredients to prove Theorem A.

Proof. Suppose to the contrary that $\{q_n\}$ is an *infinite* set of distinct extreme points of K . In particular, this implies that $\{q_n\}$ is bounded. By Bolzano–Weierstrass theorem, we can consider a convergent subsequence

$$\{q_{n_k}\} \rightarrow p, \quad \text{for } n_k \rightarrow \infty.$$

Then, $p \in \partial K$, otherwise, any point in a small neighbourhood of p cannot be extreme. Again, consider a convergent subsequence $\{q_{n_{k_s}}\}$ such that the unit vectors

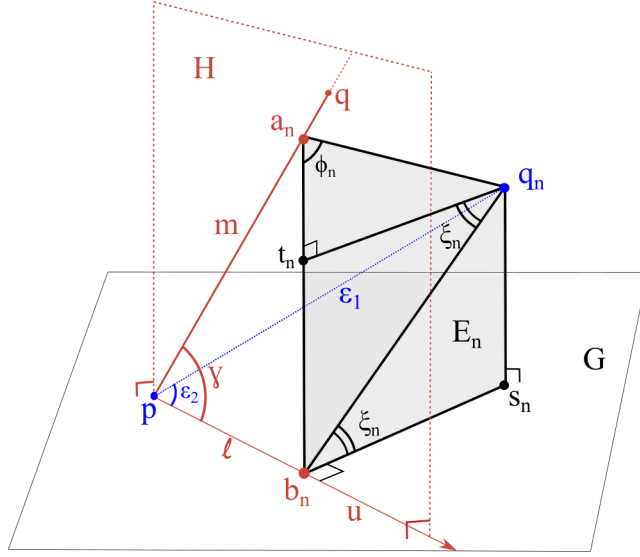
$$u_{n_{k_s}} = \frac{q_{n_{k_s}} - p}{\|q_{n_{k_s}} - p\|} \rightarrow u, \quad \text{for } n_{k_s} \rightarrow \infty.$$

Let l be the ray passing through p in the direction of u . Our last step is to show that, under the assumptions of Theorem A, l must intersect K at more than a single point p . Note that l is a supporting ray of K (otherwise, conditions on p and u are not satisfied). Pick a plane H from the given family that contains l . Let m be a supporting ray of $K \cap H$ that passes through p , contains a non-trivial segment $[pq] \subset \partial K$, and has the least angular distance to l (by the angular distance we mean the angle between directional vectors of the rays). The existence of $[pq]$ follows from the fact that $K \cap H$ is a polytope.

Let G be a hyperplane containing l , and such that H is parallel to the normal vector of G . Also, let E_n be a hyperplane orthogonal to ray l and passing through point q_n (see Figure 3). Then let s_n be the orthogonal projection of q_n onto G ; b_n be the orthogonal projection of s_n (or q_n) onto l ; b_n is the orthogonal projection of a_n on G (or on l), t_n is the orthogonal projection of q_n on H . Lastly, $a_n = E_n \cap [pq]$. Denote

$$\begin{aligned} \|p - q_n\| &= \varepsilon_1, & \angle(q_n p b_n) &= \varepsilon_2, & \angle(q_n b_n s_n) &= \xi_n, \\ \angle(a_n p b_n) &= \gamma, & \angle(q_n a_n t_n) &= \phi_n, \end{aligned}$$

where $\varepsilon_1 \rightarrow 0^+$, $\varepsilon_2 \rightarrow 0^+$.

FIGURE 3. Segment $[p q_n]$ is “drifting” to align with l .

Our goal is to show that $\gamma \equiv 0$. For $0 < \varepsilon < \min\{\varepsilon_1, \varepsilon_2\}$, we have

$$\begin{aligned} \|b_n - q_n\| &= \varepsilon \sin \varepsilon, & \|b_n - p\| &= \varepsilon \cos \varepsilon, & \cot \phi_n &= \frac{\|a_n - t_n\|}{\|t_n - q_n\|}, \\ \|a_n - b_n\| &= \|b_n - p\| \tan \gamma = \varepsilon \cos \varepsilon \tan \gamma, \\ \|a_n - t_n\| &= \|t_n - q_n\| \cot \phi_n = \|b_n - q_n\| \cos \xi_n \cot \phi_n = \varepsilon \sin \varepsilon \cos \xi_n \cot \phi_n, \\ \|b_n - t_n\| &= \|b_n - q_n\| \sin \xi_n = \varepsilon \sin \varepsilon \sin \xi_n. \end{aligned}$$

Now, $\|a_n - b_n\| \leq \|a_n - t_n\| + \|t_n - b_n\|$, thus

$$\begin{aligned} \varepsilon \cos \varepsilon \tan \gamma &\leq \varepsilon \sin \varepsilon \cos \xi_n \cot \phi_n + \varepsilon \sin \varepsilon \sin \xi_n, \\ \tan \gamma &\leq \tan \varepsilon \cos \xi_n \cot \phi_n + \tan \varepsilon \sin \xi_n. \end{aligned}$$

Since K is a convex body, we may define the boundary ∂K locally around p as at most two graphs of convex functions $z = f(x)$, where G can be chosen as the x -plane. To see this we note that, by convexity, any non-empty intersection of a normal line to G with K is a closed segment $[z_1 z_2]$, where $z_1, z_2 \in \partial K$. This correspondence between a point in G and the boundary may not define ∂K as two graphs only if $[z_1 z_2] \subset \partial K$, $z_1 \neq z_2$. Let w be a line in G passing through p and such that $w \cap \text{int } K \neq \emptyset$. For a small enough neighbourhood of points in ∂K , the line w is not parallel to their supporting lines. We may apply a sheaf transformation to “skew” K along w towards the interior. Under this affine transformation, K remains convex, and no such orthogonal segments contained in ∂K in a small neighbourhood p are possible. Luckily, convex functions are locally Lipschitz ([RV]), which implies

that

$$\cot \phi_n \leq L, \quad L > 0.$$

Here L is chosen as the maximum of the two Lipschitz constants in case locally ∂K is represented as two graphs. Hence, for a constant angle $\gamma \geq 0$, $\lim_{\varepsilon \rightarrow 0} \tan \gamma = 0$. We conclude that $\gamma \equiv 0$ and $l = m$. In these settings, we apply Proposition 1 for the segment $[pq]$ to observe that q_n cannot be extreme in a small neighbourhood of p , however the sequence of extreme points $q_n \rightarrow p$ for $n \rightarrow \infty$. This yields a contradiction to the assumption on an infinite number of extreme points of K . \square

4. PROOF OF THEOREM B

4.1. Case $d = 3$. First, we prove that any extreme point of a 2-dim projection of K is an intersection of an edge of a visual cone with the 2-dim plane of the projection. Then, we show that every 2-dim projection of K is a polygon. Thus, by Theorem 2 in $d = 3$, we conclude that K is a polytope.

Proof. Choose an arbitrary $\xi \in S^2$. For any $x \in \partial(K|\xi^\perp)$, consider the line

$$l_x = \{x + t \cdot \xi, \quad t \in \mathbb{R}\}.$$

Then take $z_\beta \in l_x$ and consider the support cone $C(z_\beta, K)$ (see Figure 4).

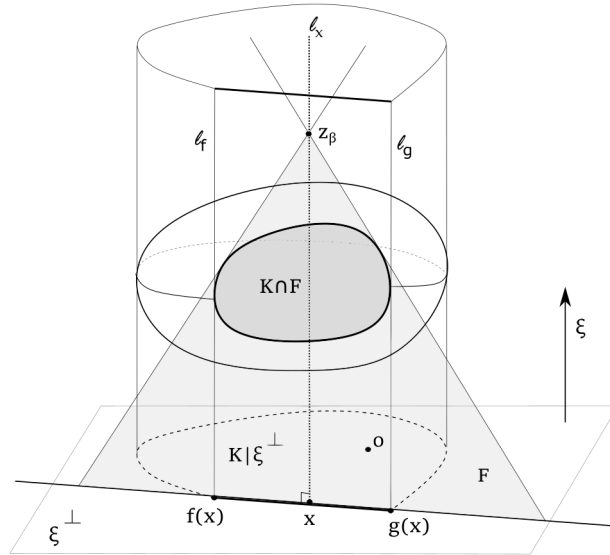


FIGURE 4. Distinguishing extreme points of $K|\xi^\perp$.

Assume that l_x intersects the relative interior of the facet of cone $C(z_\beta, K)$ contained in a plane F . Then $K \cap F$ is a convex subset of F , and consider two distinct lines l_f, l_g parallel to ξ that are supporting lines of $K \cap F$ in F . Denote

$$f(x) = l_f \cap \xi^\perp, \quad g(x) = l_g \cap \xi^\perp.$$

Hence, the orthogonal projection of $K \cap F$ onto ξ^\perp is the non-degenerate segment $[f(x)g(x)]$. Which also implies that x is not an extreme point of $K|\xi^\perp$. We repeat the same consideration for $g(x)$ and a point $z_{\beta'} \in S \cap l_g$ to note that l_g may not intersect the relative interior of a facet of $C(z_{\beta'}, K)$, otherwise l_g is projected onto an interior point of $[f(x)g(x)]$. Thus, l_g contains an edge of $C(z_{\beta'}, K)$ and $g(x)$ is an isolated extreme point of $K|\xi^\perp$. We continue this procedure counterclockwise starting from $g(x)$ and preserving the notation to obtain a countable sequence of extreme points $\{v_j(x)\}_j$, where

$$v_0(x) = x, \quad v_{j+1}(x) = g(v_j(x)), \quad j \geq 0.$$

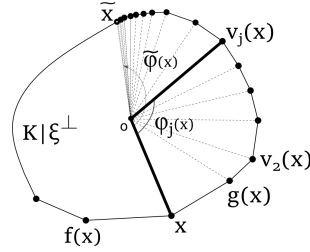


FIGURE 5. The extreme points of $K|\xi^\perp$ may not accumulate.

We claim that $\{v_j(x)\}_j$ is finite. Assume the opposite, and let us use a polar coordinate system in ξ^\perp with the pole o in the interior of the projection, and value $\varphi = 0$ corresponding to point x (see Figure 5). This way we obtain a sequence of angles $\varphi_j(x) = \angle xov_j(x)$. Observe that $\{\varphi_j(x)\}$ is strictly increasing (by the construction) and bounded ($0 < \varphi_j(x) < 2\pi$). The monotone convergence theorem implies that

$$\exists \lim_{j \rightarrow \infty} \varphi_j(x) = \tilde{\varphi}(x),$$

which corresponds to some point $\tilde{x} \in \partial(K|\xi^\perp)$. Hence, any neighbourhood of \tilde{x} in ξ^\perp must contain an extreme point.

On the other hand, the closest extreme point to \tilde{x} is at a fixed distance

$$\min \left\{ \|\tilde{x} - g(\tilde{x})\|, \|\tilde{x} - f(\tilde{x})\| \right\} > 0,$$

regardless whether \tilde{x} is an extreme point itself or not. This yields a contradiction to the assumption that $\{v_j(x)\}$ is infinite. It implies that $K|\xi^\perp$ has a finite number of extreme points, i.e., $K|\xi^\perp$ is a polygon. Thus, by Theorem 2, K is a polytope. \square

4.2. Case $3 \leq k \leq d$.

Proof. Consider any 3-dim subspace H , set $S_H = \{z_\beta : z_\beta \in H\}$, and section $K_H = K \cap H$. By Lemma 1, for any point $z \in S_H$, cone $C(z, K_H) = C_k(z, K) \cap H$ is polyhedral. Hence, the previous considerations apply, and projection of K_H on any

2-dim subspace of H is a polygon. Thus, by Theorem 2, K_H is a polytope. Since any 2-dim subspace of \mathbb{E}^d is a subspace of some 3-dim subspace H , by Theorem 2 we conclude that K is a polytope as well. \square

ACKNOWLEDGEMENT

The author would like to express his gratitude to Anton Petrunin for an enlightening conversation, to the anonymous Referee for the valuable remarks that improved the paper, and to the Pacific Institute for the Math Sciences (PIMS) for the continuous support.

REFERENCES

- [BSW] F. Besau, C. Schuett, E. Werner, *Flag Numbers and Floating Bodies*, Advances in Math. **338** (2018), pp. 912 – 952.
- [B] W. Blaschke *Vorlesungen über Differentialgeometrie und geometrische Grundlagen von Einsteins Relativitätstheorie II. Affine Differentialgeometrie* (German), Grundlehren der mathematischen Wissenschaften **7** (1923), Springer.
- [Bo] V. Boltyanskiĭ *Illumination problem for convex bodies (in Russian)*, Bul. Izv. Akad. Nauk Moldav. SSR **10 (76)** (1960), pp. 77 – 84.
- [BG] G. Bianchi, P. M. Gruber, *Characterizations of ellipsoids*, Arch. Math. (Basel) **49** (no. 4, 1987), pp. 344 – 350.
- [BH] H. Bieri, H. Hadwiger, *On the problem of the complete system of inequalities for convex bodies of revolution (in German)*, Elem. Math. **12** (1957), pp. 101 – 108.
- [BL] K. Bezdek, A. E. Litvak, *On the vertex index of convex bodies*, Adv. Math. **215** (2007), no. 2, pp. 626 – 641.
- [Ga] R. J. Gardner, *Geometric tomography, 2nd edition.*, Encyclopedia of Mathematics and its Applications **58** (2006), Cambridge University Press.
- [Gr] P. M. Grüber, *Convex and Discrete Geometry*, Springer-Verlag Berlin Heidelberg (2007).
- [GO] P. M. Grüber, T. Ódor, *Ellipsoids are the most symmetric convex bodies*, Arch. Math. (Basel) **73** (no. 5, 1999), pp. 394 – 400.
- [K] V. Klee, *Some characterizations of convex polyhedra*, Acta Math. **102** (1959), pp. 79–107.
- [KO] Á. Kurusa, T. Ódor, *Characterizations of balls by sections and caps*, Beitr. Algebra Geom. **56** (no. 2, 2015), pp. 459 – 471.
- [Ku] Á. Kurusa, *You can recognize the shape of a figure from its shadows!*, Geom. Dedicata **59** (no. 2, 1996), pp. 113 – 125.
- [M] S. Matsuura, *A problem in solid geometry*, J. Math. Osaka City Univ **12** (1961), pp. 89 – 95.
- [Mi] H. Mirkil, *A new characterizations of polyhedral cones*, Canadian J. Math. **9** (1957), pp. 1–4.
- [MW] O. Mordhorst, E. Werner, *Floating and illumination bodies for polytopes: duality results*. Discrete Anal. (2019), Paper No. **11**, 22 pp.
- [My] S. Myroshnychenko, *On recognizing shapes of polytopes from their shadows*, Discrete Comput. Geom. **62**, pp. 856–864 (2019).
- [RV] A. W. Roberts, D. E. Varberg, *Another proof that convex functions are locally Lipschitz*, The American Mathematical Monthly, Vol. 81, No. **9** (Nov., 1974), pp. 1014 – 1016.
- [RY] D. Ryabogin, V. Yaskin, *Detecting symmetry in star bodies*, J. of Math. Analysis and Applications **395** (2012), pp. 509 – 514.
- [S] R. Schneider, *Convex bodies: the Brunn-Minkowski theory*, 2nd edition, (1993, 2014), Cambridge University Press.

- [Y] V. Yaskin, *Unique determination of convex polytopes by non-central sections*, Math. Ann. **349**, (no. 3, 2011), pp. 647 – 655.
- [YZ] V. Yaskin, N. Zhang, *Non-central sections of convex bodies*, Israel J. Math. **220** (2017), pp. 763 – 790.
- [Z] J. Zanazzi, *A short proof of Klee’s theorem*, Discrete Math. **314** (2014), pp. 14 – 16.

DEPARTMENT OF MATHEMATICAL AND STATISTICAL SCIENCES, UNIVERSITY OF ALBERTA,
EDMONTON, ALBERTA T6G 2G1 , CANADA.

Email address: myroshny@ualberta.ca