

# Comparative Analysis of Economic Instruments in Intersection Operation: A User-Based Perspective

Dianchao Lin<sup>†</sup>, Saif Eddin Jabari,

**Abstract**—Focusing on different economic instruments implemented in intersection operations under a connected environment, this paper analyzes their advantages and disadvantages from the travelers’ perspective. Travelers’ concerns revolve around whether a new instrument is easy to learn and operate, whether it can save time or money, and whether it can reduce the rich-poor gap. After a comparative analysis, we found that both credit and free-market schemes can benefit users. Second-price auctions can only benefit high VOT vehicles. From the perspective of technology deployment and adoption, a credit scheme is not easy to learn and operate for travelers.

**Index Terms**—connected vehicle, economic instrument, auction, transaction, credit, intersection, operation, benefit, user-based

## I. INTRODUCTION

Economic instruments are known to be powerful traffic management tools, both theoretically and in practice (e.g. dynamic tolls). Under limited road resources, economic instruments with demand management can better serve heterogeneous vehicles’ demand and improve overall social welfare. Although Pigou has numerically argued that pricing strategies are useful for improving social welfare in 1920 [1], their real-world implementation has not been possible until today. Inconvenience is one of the reasons that impede its actual deployment. Traditional tolls (e.g., toll booths) introduce delays to travelers. For example, paying for parking will result in no less than 10-60 seconds time lost to every vehicle. Thanks to RFID technology, tolling on the highway can be carried out with zero delays to travelers. RFID cards and gates can save people’s time substantially. However, tolling gates and other facilities are usually expensive, and it has yet not seen wide-spread implementation, especially in many developing countries.

Today, we are witnessing major shifts in surface transportation. Advanced information technology and connected vehicle (CV) technology allows for direct vehicle-to-vehicle and vehicle-to-infrastructure communications, while autopilot features allow the vehicles to perform driving maneuvers autonomously (e.g., in response to the controls). This has

given rise to several recent papers to use tolling or auctions directly between vehicles for deciding on right-of-way (ROW) or priority [2]–[5]. Auctions can be thought of as advanced tolling schemes, whereby vehicles auction their time in ways that capture heterogeneity in value of time (VOT). Some have been used for intersection operation research and parking management research [2]–[11]. In the intersection control literature, auctions require vehicles to give prices for a priority pass, and only vehicle(s) with a higher price(s) can pay and pass with priority. There are two typical formats: open auctions and sealed bid auctions [12]. Open auctions include ascending price auctions and descending price auctions; sealed-bid auctions include first-price auctions, second-price auctions, etc. Sealed bid auctions are more suitable for traffic management without unduly burdening drivers.

Standard auction mechanisms are not *revenue-neutral* economic instruments: travelers always need to pay an extra amount of money to travel. It can worsen family finances, especially for the poor, and unavoidably lead to public outcry and political opposition. The *credit auction schemes*, which may be originated from *tradable network credits theory* in traffic network management [13], [14], can also be revenue-neutral [5]. The credit is similar to a new currency, which should be pre-distributed by the government freely and periodically. Citizens can use it for travel and trade it in a trading market. By controlling the amount of credit in circulation<sup>1</sup>, the transport sector can also manage the generation of traffic demand indirectly.

However, credit trading is itself time consuming and it renders travel a more complex process. A recent departure from auction-based mechanisms was the *free-market mechanism* introduced in [11], [15]–[18], in which vehicles *pay each other* for right-of-way as opposed to paying a third party (the system operator). Unlike auction-based approaches, these direct transaction-based approaches have the advantage that losers are directly compensated for “giving” priority.

All above mechanisms of economic instruments, including auction, credit(credit auction), and direct-transaction(free-market), are not easy to understand for citizens. Their concerns are usually different from and more complicated than the optimal objectives of theoretical models. Investigations are showing that travelers’ major concerns include relative convenience, cost, speed, reliability, safety, comfort, environment pollution, body health, and so on [19], [20]. We suppose that different economic instruments have a similar influence on

This work was supported by the NYUAD Center for Interacting Urban Networks (CITIES), funded by Tamkeen under the NYUAD Research Institute Award CG001 and by the Swiss Re Institute under the Quantum Cities™ initiative.

Saif Eddin Jabari is with the Division of Engineering, New York University Abu Dhabi, UAE and the Department of Civil and Urban Engineering, New York University Tandon School of Engineering, NY, USA (email: sej7@nyu.edu)

<sup>†</sup> Corresponding author. Dianchao Lin is with the Department of Civil and Urban Engineering, New York University Tandon School of Engineering, NY, USA (email: dl3404@nyu.edu)

<sup>1</sup>In traffic network management, the government can also control required credit for passing a link

safety, comfort, reliability, environment and health. Among other things, they may care about: 1) whether a new measure is easy to learn and operate; 2) whether it can save time or money; and even 3) whether it is equity. Improvement of social welfare (even a Pareto-improvement<sup>2</sup>) may also widen the rich-poor gap. Focusing on the first and the second concerns, this paper comparatively analyzes the influence of different economics instruments for travelers.

The next section discusses what citizens need to do for their travel under different economic instruments. The following section analyzes citizens' benefits under different financial instruments. We transfer the time-saving options into monetary income and use the benefit to represent the sum income (transferred and real). This is followed by the last section, which briefly discusses the rich-poor gap and concludes the paper.

## II. MANUAL OPERATION FOR TRAVELERS

Compared with auctions and direct-transactions, use of credit schemes require additional credit trading work (II-A). Also, all systems need to trade for priority at the intersection (II-B), and CV technology with the support of mobile payment is also necessary. Some steps of the process can be replaced by a machine, but other steps cannot.

### A. Trade of credit in virtual market

The pre-distributed credit from the government will typically not be suitable in that the budget does not correctly align with their travel needs. Trade of credit cannot be avoided.

Fig. 1 illustrates the basic process of trading credit budget. Suppose the result of the step "Estimate the budget of all trips" is almost correct. The process in Fig. 1 will be employed in two scenarios. 1) It happens at the beginning of credit refreshment (old credits are scraped, and new credits are distributed). 2) It starts if a traveler adds/cancels a trip in his/her travel schedule. It is hard to say which scenario is more likely, but it is clear that: if the period of credit redistribution is shorter, scenario one will happen more frequently; otherwise, scenario two will happen more frequently.

The color green represents the work of the step that can be replaced/assisted by a machine. For example, we can imagine that the credits in different cities are similar to different stocks<sup>3</sup>. Travelers can know the prices and easily trade credits by mobile payment.

The step "estimate the budget of all trips" is a recombined step, and it can be described by the process in Fig. 2. If there are  $n$  trips, this process in Fig. 2 should be done  $n$  times. At the beginning of Fig. 2, the input of travel information cannot be done by a machine, and travelers have to decide and provide such inputs themselves.

<sup>2</sup>an improvement only benefit some people with the other people unchanged

<sup>3</sup>The credits should be homogeneous within the same traffic network, such as the network of a city

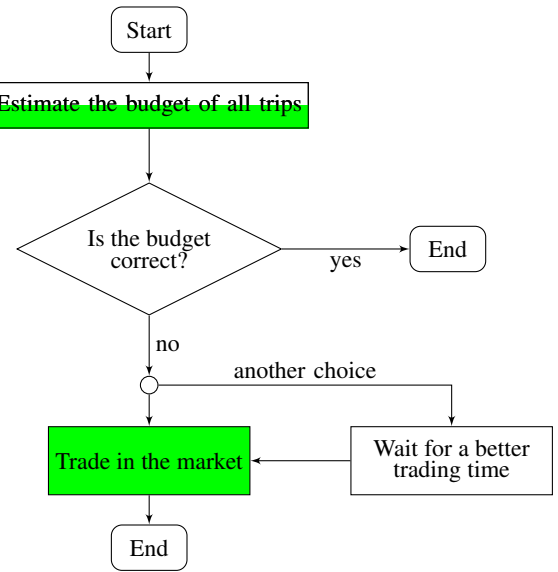


Fig. 1: Flow chart of trading credit budget.

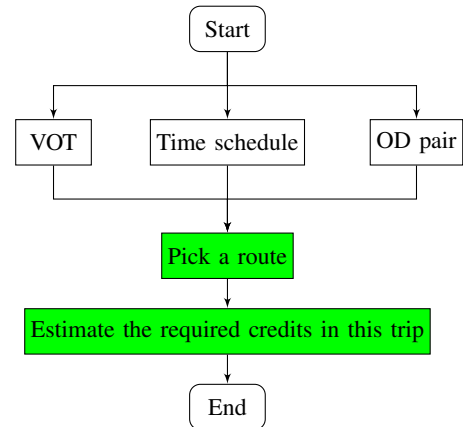


Fig. 2: Flow chart of credits estimation in one trip.

### B. Trade for priority at intersections

Competition for priority at an intersection between two vehicles (or vehicle groups) in conflicting approaches can be treated as a game. Rules of the game can assume an auction, direct-transaction, or some other reasonable mechanism. Such a game is illustrated in Fig. 3.

### C. General analysis

For auctions and direct-transactions, travelers only need to provide their VOT compared with travel in a traditional environment. The process is quite simple, easy to learn and implement.

However, credit auctions are much more complicated. Similar to the network credit scheme, the intersection credit scheme should also be hard to attract travelers [21]. To guarantee that the budget is appropriate for the trip, travelers need to trade frequently, and this requires more time (as part of the trip). If some travelers don't want to incur these

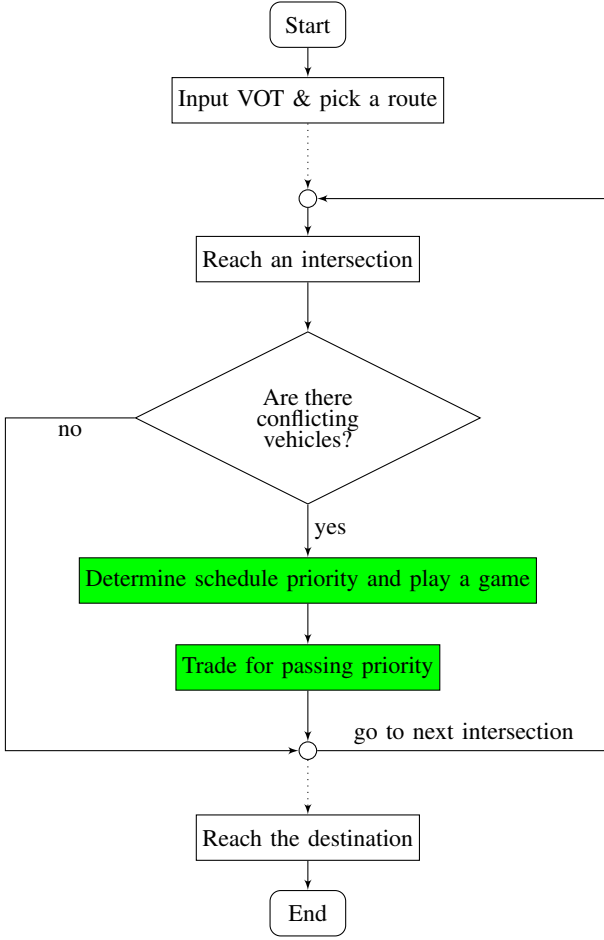


Fig. 3: Flow chart of a trip for all market mechanisms.

additional delays, they have to pay for an increase in budget to guarantee that the credit is enough for travel, and this can result in wasted money because credit will inevitably devalue and expire. Also, trading credit through an agent will result in an additional charge [14].

### III. ANALYSIS OF BENEFITS

#### A. Overview and notation

The game setting in this paper is one that is played between pairs of vehicles. We consider the simple setting of an intersection of two single-lane one-way streets. That is, we consider two conflicting through movements. In our analysis we take the position of one of the two vehicles involved in a game, which we shall refer to as vehicle A, the *subject vehicle*, and denote their VOT by  $v_A$ . We refer to the other vehicle as vehicle B, the *opponent vehicle*, and denote their VOT by  $v_B$ . Generally speaking, the games considered here are symmetric and it, therefore, does not matter which vehicle we assume to be the subject vehicle and which vehicle we consider to be the opponent. We denote by  $t_A$  ( $t_B$ ) the *time saved* by vehicle A (vehicle B) should they win.

Both the time and money saved are important in the implementation of economic instruments. The VOT is like

a bridge used to transfer time into money, and we consider *benefit*  $B$  as the sum of money earned and transferred time saved (converted to monetary units). For example, if vehicle A with VOT  $v_A = 2\text{cents/s}$ , gets passing priority and saves  $t_A = 2\text{s}$ , its time saved in monetary units is  $v_A t_A = 4\text{cents}$ . But it pays 1 cent so that its benefit is  $B = 4 - 1 = 3\text{cents}$ . Here, the *return rate of the game* is  $\alpha = 3/4 = 0.75$  for vehicle A.

In brief, we analyze different economic instruments in this section:

1) *First-price auctions*. The higher bid wins and the winner delivers the amount they bid in its entirety to a third party operator in exchange for ROW or priority. Here, the return rate of game  $\alpha$  is always zero.

2) *Second-price auctions*. The player with the higher bid also wins, but only delivers the loser's (smaller) bid to the operator. The  $\alpha$  is (this vehicle is A):

$$\alpha_{2\text{auc}} = \begin{cases} \frac{v_A t_A - v_B t_B}{v_A t_A} & \text{if A wins} \\ 0 & \text{if A loses} \end{cases} \quad (1)$$

3) *Credit with second-price auctions* (we refer to it as *credit* in this paper). Its benefit from the game is the same as the benefit in the second-price auction ( $B_{2\text{auc}}$ ). However, out of game, it still has money earned from credit distribution  $C$ , and a loss because of credit trading  $L_A$ . In this paper, we suppose the money earned out of game is person-equal and revenue-neutral, and its lost is about 10% of what it earns in total. The credit benefit is:

$$B_{\text{cre}} = B_{2\text{auc}} + C - L_A. \quad (2)$$

4) *Direct transactions*. The winner transfers a fraction of their winnings to the loser and nothing to a third party operator. We consider two rules for the value of  $\alpha_{\text{tra}}$ , the first rule is  $\alpha_{\text{tra}} = 1/2$ , which has analytical support as a side payment in a transferable utility game [11], [15]. The second rule is that vehicle A keeps a fraction of their bid equal to the proportion of their personal benefit to the total personal benefit in the system:  $\alpha_{\text{tra}} = v_A t_A / (v_A t_A + v_B t_B)$ . The two rules can be amalgamated using a binary variable  $\chi$ , which applies the first rule when set to zero and applies the second rule when set to one:

$$\alpha_{\text{tra}} = \frac{(v_A t_A - 1)\chi + 1}{(v_A t_A + v_B t_B - 2)\chi + 2}. \quad (3)$$

In a sealed bid, vehicles do not know each other's VOTs, so from the perspective of each vehicle, the other vehicle's VOT is a random variable. We will also consider heterogeneity in traffic conditions, so that time savings can also be treated as random variables. We will quantify and analyze expected net personal benefits and use these expectations to perform comparisons between the different game types. Use of expected values is motivated by the law of large numbers: it represents the benefits realized after playing a large number of games.

#### B. Input of calculation

In the calculations below, we assume that the probability distributions of VOT and time saving (across the driving

population) are given. In this section, we pick a typical distribution, log-normal distribution for both VOT and time saving. We borrow the investigation results of VOT by Brownstone, et, al in San Diego for  $f_v$  [22]. As shown in Fig. 4, median VOT is \$30 per hour (0.8 cent per second). The upper quartile is \$43 per hour (1.2 cent per second), and the lower quartile is \$23 per hour (0.6 cent per second). In addition, considering a mean discharging time of 2 second per vehicle at the intersection, we design  $f_t$  shown as in Fig. 5.

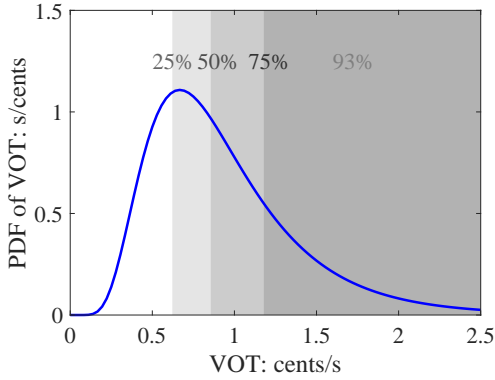


Fig. 4: PDF of VOT.

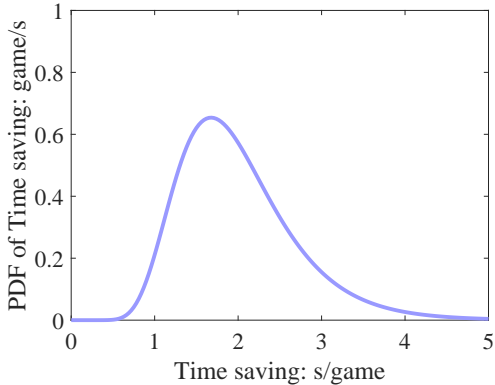


Fig. 5: PDF of time saving.

### C. No abandonment and honest VOT reporting

The net personal benefits of the game are summarized in Table I for the case when player A wins, and in Table II for the case when player A loses. Because this is symmetric for A and B, we just focus on vehicle A in the analysis. We define:

$$\beta \equiv 1 - \alpha. \quad (4)$$

TABLE I: Benefit of game when vehicle A wins

Game	Net Benefit		
	A (winner)	B (loser)	Operator
First-price auction	0	0	$v_A t_A$
Sec.-price auction	$\alpha_{2\text{auc}} v_A t_A$	0	$\beta_{2\text{auc}} v_A t_A$
Dir. transaction	$\alpha_{\text{tra}} v_A t_A$	$\beta_{\text{tra}} v_A t_A$	0

The situation is trivial in this case for a first-price auction:  $B_{1\text{auc}} = \mathbb{E}B_{1\text{auc}} = 0$  with probability 1. For a second-price

TABLE II: Net personal benefits when vehicle B wins

Game	Net Benefit		
	A (loser)	B (winner)	Operator
First-price auction	0	0	$v_B t_B$
Sec.-price auction	0	$\beta_{2\text{auc}} v_B t_B$	$\alpha_{2\text{auc}} v_B t_B$
Dir. transaction	$\alpha_{\text{tra}} v_B t_B$	$\beta_{\text{tra}} v_B t_B$	0

auction, vehicle A knows their own VOT, but not B's, so the latter is random. The time savings shall also be assumed to be random to represent variability in traffic conditions. From Table I, the benefit of the game for A in a second-price auction is

$$B_{2\text{auc}}(v_A, V_B, T_A, T_B) = \mathbf{1}_{\{v_A T_A \geq V_B T_B\}} \alpha_{\text{auc}} v_A T_A, \quad (5)$$

where  $\mathbf{1}_{\{\cdot\}}$  is an indicator function that returns 1 if  $\cdot$  is true and returns 0 otherwise. The expected benefit in the game to A is given by

$$\begin{aligned} \mathbb{E}B_{2\text{auc}}(v_A, V_B, T_A, T_B) &= \mathbb{E} \mathbf{1}_{\{v_A T_A \geq V_B T_B\}} \alpha_{\text{auc}} v_A T_A \\ &= \mathbb{E}(\alpha_{\text{auc}} v_A T_A | v_A T_A \geq V_B T_B) \mathbb{P}(v_A T_A \geq V_B T_B). \end{aligned} \quad (6)$$

The expected benefit for credit can be based on the expected benefit of second-price auctions in Eq. 2:

$$\mathbb{E}B_{\text{cre}} = \mathbb{E}B_{2\text{auc}} + C - \mathbb{E}L_A. \quad (7)$$

In the case of a direct transaction game, there is a non-negative net personal benefit to vehicle A whether they win or lose. The net personal benefit is given by

$$B_{\text{tra}}(v_A, V_B, T_A, T_B) = \mathbf{1}_{\{v_A T_A \geq V_B T_B\}} \alpha_{\text{tra}} v_A T_A + \mathbf{1}_{\{v_A T_A < V_B T_B\}} \alpha_{\text{tra}} v_B T_B \quad (8)$$

and the expected personal benefit is

$$\begin{aligned} \mathbb{E}B_{\text{tra}}(v_A, V_B, T_A, T_B) &= \\ &\mathbb{E}(\alpha_{\text{tra}} v_A T_A | v_A T_A \geq V_B T_B) \mathbb{P}(v_A T_A \geq V_B T_B) + \\ &\mathbb{E}(\alpha_{\text{tra}} v_B T_B | v_A T_A < V_B T_B) \mathbb{P}(v_A T_A < V_B T_B). \end{aligned} \quad (9)$$

When a pair of vehicles cross a single-lane one-way intersection, there is a basic scenario that both vehicles have equal opportunity to pass with priority. That is similar to a two-equal-phase control scenario. The Expected benefit in this traditional environment is the *expected basic benefit*  $\mathbb{E}B_b$  in this section.

We define *expected extra benefit* as any expected benefit minus expected basic benefit. If it is larger than 0, travelers can benefit from the economic instrument. Otherwise, travelers cannot benefit from it.

Fig. 6 shows the expected extra benefit for different VOT vehicles. The background shows the accumulated distribution of VOT. Obviously, in a first-price auction system, people can gain nothing and the extra benefit is just  $-\mathbb{E}B_b$ . They will be indifferent to receiving right-of-way (ROW) or not. A system that uses the second-price auctions is a system that only benefits the rich. Vehicles with VOTs at and below the median VOT will dislike the auction game and prefer the traditional fairness control. The transaction game with

$\chi = 0$  is rewarding the low VOT vehicles. They earn much more in benefit in a transaction game than under traditional control. For these top VOT vehicles, they can still gain some additional benefits. The transaction game with  $\chi = 1$  is rewarding to the high VOT vehicles. At the same time, the credit scheme is similar to a balance between the two transaction cases.

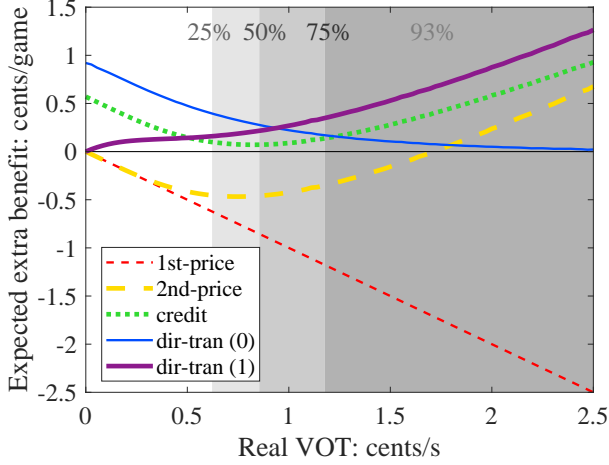


Fig. 6: Benefit in honest scenario.

#### D. Honest VOT reporting with abandonment

In this part, we suppose that the traditional traffic system and the market-inspired system will both exist. A vehicle predetermines whether to abandon the market-inspired system before traveling. To this end, the binary variable  $\gamma$  represents whether they choose to play the game ( $\gamma = 1$ ) or not ( $\gamma = 0$ ). If either vehicle does not wish to play the game, then  $\gamma = 0$ . When this is the case, there is a probability that a vehicle will receive priority and a probability that they will not. Let  $p_A$  denote the probability that vehicle A receives priority when  $\gamma = 0$  and  $p_B \equiv 1 - p_A$ . If  $\gamma = 0$  and  $v_A t_A \geq v_B t_B$ , in a first-price auction vehicle A's net personal benefit is  $v_A t_A$  with probability  $p_A$  and zero with probability  $1 - p_A = p_B$ , so that on average vehicle A's net personal benefit is  $p_A v_A t_A$ . Similar arguments can be made for vehicle B, other types of games, and when  $v_A t_A < v_B t_B$ . The (mean) net personal benefits of the game are summarized in Tables III and IV.

TABLE III: Net personal benefits when  $v_A t_A \geq v_B t_B$

Game	Net Benefit		
	A (winner)	B (loser)	Operator
First-price	$(1 - \gamma)p_A v_A t_A$	$(1 - \gamma)p_B v_B t_B$	$\gamma v_A t_A$
Sec.-price	$\gamma \alpha_{2\text{auc}} v_A t_A + (1 - \gamma)p_A v_A t_A$	$(1 - \gamma)p_B v_B t_B$	$\gamma \beta_{2\text{auc}} v_A t_A$
Dir. trans	$\gamma \alpha_{\text{tra}} v_A t_A + (1 - \gamma)p_A v_A t_A$	$\gamma \beta_{\text{tra}} v_A t_A + (1 - \gamma)p_B v_B t_B$	0

After all travelers' choices are stable, the expected extra benefits will be all equal or larger than zero shown as in Fig. 7. We use credit (0) to represent the policy that credits are distributed to all travelers, and credit (1) to represent the policy that credits are only distributed to joiners. Fig. 7 indicates

TABLE IV: Net personal benefits when  $v_A t_A < v_B t_B$

Game	Net Benefit		
	A (loser)	B (winner)	Operator
First-price	$(1 - \gamma)p_A v_A t_A$	$(1 - \gamma)p_B v_B t_B$	$\gamma v_B t_B$
Sec.-price	$(1 - \gamma)p_A v_A t_A$	$\gamma \beta_{2\text{auc}} v_B t_B + (1 - \gamma)p_B v_B t_B$	$\gamma \alpha_{2\text{auc}} v_B t_B$
Dir. trans	$\gamma \alpha_{\text{tra}} v_B t_B + (1 - \gamma)p_A v_A t_A$	$\gamma \beta_{\text{tra}} v_B t_B + (1 - \gamma)p_B v_B t_B$	0

that, under 1st-price auctions, 2nd-price auctions, and normal credit distribution (combined with 2nd-price auctions), all travelers will inevitably abandon the market-mechanism. The problem is that once some travelers find that abandonment can benefit them, they will leave. And then these leavers will lead to further abandonment of the other travelers. Note that credit (1) is much harder to implement and costs a lot for the government because it requires the exact knowledge of traffic users every day.

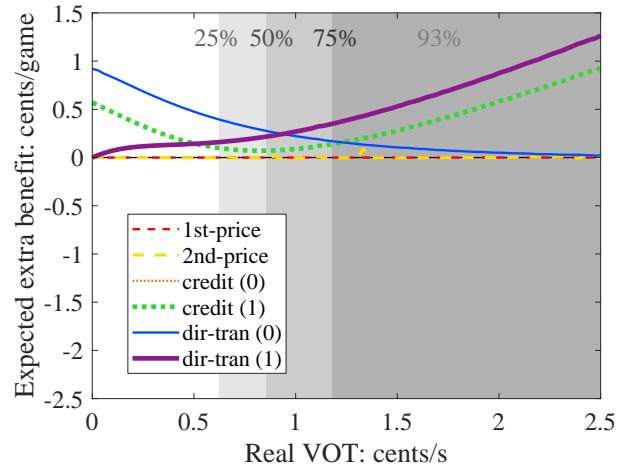


Fig. 7: Benefit in leaving scenario.

#### E. Dishonest VOT reporting without abandonment

Suppose that the government can only know citizens' declared VOT. All travelers are still rational. To increase net personal benefits, vehicles/drivers may place bids based on false VOTs. We denote by  $\tilde{v}_A$  the reported VOT and allow dishonest VOTs to be drawn from different distributions  $f_{\tilde{v}_A}$  for vehicle A and  $f_{\tilde{v}_B}$  for vehicle B. We also use the notation  $\tilde{\alpha}_{\text{auc}}$  and  $\tilde{\alpha}_{\text{tra}}$  to indicate that these fractions are calculated based on reported VOTs. The net personal benefits realized are still based on true VOT. For example, if vehicle A bids  $\tilde{v}_A t_A$  in a first-price auction and wins, their net personal benefit is  $(v_A - \tilde{v}_A) t_A$ . If system abandonment is not allowed, net personal benefits in a system with dishonest VOT reporting are summarized in Table V when vehicle A wins and in Table VI when vehicle B wins. The declared VOT distribution will keep dynamically changing. If the operator also uses a dynamic economic instrument (for example,  $\chi$  is not fixed for the direct transaction), the benefit will also be unstable.

After about 20 iterations, all expected extra benefits become stable or repeatable. We show their values/mean values in Fig. 8.

TABLE V: Net personal benefits when  $\tilde{v}_A t_A \geq \tilde{v}_B t_B$

Game	Net Benefit		
	A (winner)	B (loser)	Operator
First-price	$(v_A - \tilde{v}_A)t_A$	0	$\tilde{v}_A t_A$
Sec.-price	$(v_A - \tilde{\beta}_{2auc}\tilde{v}_A)t_A$	0	$\tilde{\beta}_{2auc}\tilde{v}_A t_A$
Dir. trans	$(v_A - \tilde{\beta}_{tra}\tilde{v}_A)t_A$	$\tilde{\beta}_{tra}\tilde{v}_A t_A$	0

TABLE VI: Net personal benefits when  $\tilde{v}_A t_A < \tilde{v}_B t_B$

Game	Net Benefit		
	A (loser)	B (winner)	Operator
First-price	0	$(v_B - \tilde{v}_B)t_B$	$\tilde{v}_B t_B$
Sec.-price	0	$(v_B - \tilde{\alpha}_{2auc}\tilde{v}_B)t_B$	$\tilde{\alpha}_{2auc}\tilde{v}_B t_B$
Dir. trans	$\tilde{\alpha}_{tra}\tilde{v}_B t_B$	$(v_B - \tilde{\alpha}_{tra}\tilde{v}_B)t_B$	0

It is clear that both credit and transaction games perform well, but pure auction strategies can not make all travelers happy.

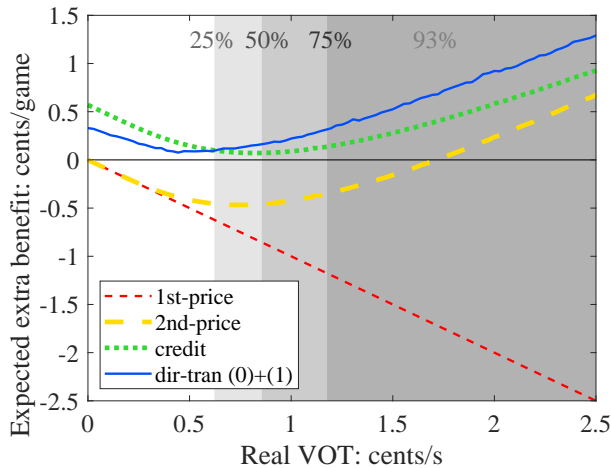


Fig. 8: Benefit in lying scenario.

#### IV. CONCLUSION

With the popularity of connected vehicle technology and mobile payment, economic instruments can better serve heterogeneous vehicles with different values of time (VOT) in intersection operations. Most papers consider the influence of economic instruments from the perspective of system optimization, but few papers analyze what the users' concerns are. When a new management method appears, users want it to be easy to learn and operate, that it can save time or money, and that it can reduce the rich-poor gap. We haven't analyzed the rich-poor gap in this paper but propose to do so in future research. We found that auction mechanisms will enlarge the rich-poor difference, and the other mechanisms cannot guarantee a reduction of the gap.

Based on a comparative analysis, we found that the credit scheme and free-market scheme can both benefit users. The second price auction can only benefit high VOT vehicles.

However, considering the operational difficulties, a credit scheme is not easy to learn and operate for travelers.

#### REFERENCES

- [1] A. Pigou, *The economics of welfare*. Routledge, 2017.
- [2] H. Schepperle and K. Böhm, "Agent-based traffic control using auctions," in *International Workshop on Cooperative Information Agents*. Springer, 2007, pp. 119–133.
- [3] H. Schepperle and K. Böhm, "Auction-based traffic management: Towards effective concurrent utilization of road intersections," in *2008 10th IEEE Conference on E-Commerce Technology and the Fifth IEEE Conference on Enterprise Computing, E-Commerce and E-Services*. IEEE, 2008, pp. 105–112.
- [4] M. Vasirani and S. Ossowski, "A market-inspired approach for intersection management in urban road traffic networks," *Journal of Artificial Intelligence Research*, vol. 43, pp. 621–659, 2012.
- [5] D. Carlino, S. D. Boyles, and P. Stone, "Auction-based autonomous intersection management," in *16th International IEEE Conference on Intelligent Transportation Systems (ITSC 2013)*. IEEE, 2013, pp. 529–534.
- [6] M. W. Levin and S. D. Boyles, "Intersection auctions and reservation-based control in dynamic traffic assignment," *Transportation Research Record: Journal of the Transportation Research Board*, no. 2497, pp. 35–44, 2015.
- [7] M. Mashayekhi and G. List, "A multiagent auction-based approach for modeling of signalized intersections," in *IJCAI Workshops on Synergies Between Multiagent Systems, Machine Learning and Complex Systems*, 2015, pp. 13–24.
- [8] J. Raphael, E. I. Sklar, and S. Maskell, "An intersection-centric auction-based traffic signal control framework," in *Agent-Based Modeling of Sustainable Behaviors*. Springer, 2017, pp. 121–142.
- [9] F. Molinari and J. Raisch, "Automation of road intersections using consensus-based auction algorithms," in *2018 Annual American Control Conference (ACC)*. IEEE, 2018, pp. 5994–6001.
- [10] F. Molinari, A. M. Dethof, and J. Raisch, "Traffic automation in urban road networks using consensus-based auction algorithms for road intersections," *arXiv preprint arXiv:1812.02477*, 2018.
- [11] D. Lin and S. E. Jabari, "Transferable utility games based intersection control for connected vehicles," in *2019 IEEE Intelligent Transportation Systems Conference (ITSC)*. IEEE, 2019, pp. 3496–3501.
- [12] V. Krishna, *Auction theory*. Academic press, 2009.
- [13] H. Yang and X. Wang, "Managing network mobility with tradable credits," *Transportation Research Part B: Methodological*, vol. 45, no. 3, pp. 580–594, 2011.
- [14] Y. M. Nie, "Transaction costs and tradable mobility credits," *Transportation Research Part B: Methodological*, vol. 46, no. 1, pp. 189–203, 2012.
- [15] D. Lin, L. Li, and S. E. Jabari, "Pay to change lanes: A cooperative lane-changing strategy for connected/automated driving," *Transportation Research Part C: Emerging Technologies*, vol. 105, pp. 550–564, 2019.
- [16] D. Lin, L. Li, T. Hamidou, and S. E. Jabari, "Pay to change lanes: A lane-changing strategy for connected/automated driving using cooperative game theory," in *Proc. 98th Transp. Res. Board Annu. Meeting (No. 19-04412)*, 2019.
- [17] S. Henry *et al.*, "Free market on the freeway," 2019.
- [18] D. Lin and S. E. Jabari, "Pay for intersection priority: A free market mechanism for connected vehicles," *arXiv preprint arXiv:2001.01813*, 2020.
- [19] C. H. Jones and D. Ogilvie, "Motivations for active commuting: a qualitative investigation of the period of home or work relocation," *International Journal of Behavioral Nutrition and Physical Activity*, vol. 9, no. 1, p. 109, 2012.
- [20] U. Eker, G. Fountas, P. C. Anastasopoulos, and S. E. Still, "An exploratory investigation of public perceptions towards key benefits and concerns from the future use of flying cars," *Travel Behaviour and Society*, vol. 19, pp. 54–66, 2020.
- [21] D. L. Krabbenborg, N. Mouter, E. Molin, J. A. Annema, and v. B. Wee, "Exploring public perceptions of tradable credits for congestion management: a focus group study," in *Proc. 96th Transp. Res. Board Annu. Meeting 20-01897*, 2020, pp. 1–15.
- [22] D. Brownstone, A. Ghosh, T. F. Golob, C. Kazimi, and D. Van Amelsfort, "Drivers' willingness-to-pay to reduce travel time: evidence from the san diego i-15 congestion pricing project," *Transportation Research Part A: Policy and Practice*, vol. 37, no. 4, pp. 373–387, 2003.