

String Stability of a Vehicular Platoon with the use of Macroscopic Information

Marco Mirabilio, Alessio Iovine, Elena De Santis, Maria Domenica Di Benedetto, Giordano Pola

Abstract—We investigate the possibility to use macroscopic information to improve control performance of a vehicular platoon composed of autonomous vehicles. A general mesoscopic traffic modeling is described, and a closed loop String Stability analysis is performed using Input-to-State Stability (ISS) results. Examples of mesoscopic control laws are provided and shown to ensure String Stability properties. Simulations are implemented in order to validate the control laws and to show the efficacy of the proposed approach.

Index Terms—String Stability, Input-to-State Stability, platoon control, mesoscopic modeling, Cooperative Adaptive Cruise Control, macroscopic information.

I. INTRODUCTION

Interconnected autonomous vehicles have the capability to reduce stop-and-go waves propagation and traffic oscillations via the concept of String Stability [1], [2], [3], [4], [5], [6]. This concept relies on the idea that disturbances acting on an agent of the cluster should not amplify backwards in the string. Although String Stability is a property proven for the overall set of agents, in vehicular scenario traffic jamming transitions strongly depend on the amplitude of fluctuations of the leading vehicle [7]. In the case of vehicular platooning, disturbances may be due to reference speed variation, external inputs acting on each vehicle, wrong modeling, etc. To improve the platoon stability, several cases of information sharing have been considered for each leader-follower interaction, but a common characteristic is that some microscopic variables are always shared among the whole platoon, e.g. the acceleration of the platoon's leading vehicle (see [5]) or its desired speed profile (see [8]). Indeed, Vehicle-to-Infrastructure (V2I) and Vehicle-to-Vehicle (V2V) communication technologies are nowadays a reality in the smart transportation domain [9], and their utilization in Cooperative Adaptive Cruise Control (CACC) is widely expected to improve traffic conditions.

This paper analyses the benefits of the macroscopic information propagation in a String Stability framework. Each follower is here considered to correctly measure the distance and speed of its leading vehicle, using for example radar and LIDAR. To improve control performance, macroscopic information is supposed to be obtained and communicated either from the road infrastructure (V2I) or from the whole platoon (V2V). The leader acceleration is communicated only to its follower. We target a platoon composed by autonomous

vehicles implementing CACC, but the framework is suitable for including autonomous vehicles implementing simple ACC or even human-driven vehicles as part of the platoon.

The framework we propose is based on sharing macroscopic quantities along the platoon. The use of those quantities aims at increasing the ability of each car-following situation to counteract the disturbances by providing a behaviour capable to absorb traffic jam. The idea of using macroscopic quantities, mainly the density [10], for microscopic traffic control has already been introduced in the literature, resulting in a mesoscopic modeling [11]. In [12], [13] and in the references therein, the focus is on simulation aspects and real data analysis. Several works are now focusing on a mesoscopic modeling for traffic control purposes. However, their target is to use mesoscopic modeling to stabilize the traffic flow considering a macroscopic description (see [14], [15], [16], [11]).

The class of mesoscopic controllers we propose considers macroscopic information to ensure Asymptotic String Stability in a microscopic modeling of the traffic flow. The macroscopic information is viewed as a disturbance acting on the microscopic leader-follower situation, and an Input-to-State Stability (ISS) property is used to prove String Stability [17], [18]. The proposed approach is general and applied to two different spacing policies (see [19]), a constant spacing policy and a time-varying one. In both cases, perturbation effects along the platoon are reduced. Similarly to [8], our result is obtained through an inductive method exploiting ISS. The main difference is that here ISS is ensured with respect to all the ahead leader-follower pairs. This work extends to a general class of control systems the preliminary results introduced in [20], that were developed for a specific case study. Simulations show the positive effects of the utilization of macroscopic information on the whole traffic platoon. An anticipatory behaviour is generated, producing a reduction in the oscillations magnitude. The filtering to the response of rapidly accelerating lead vehicles is amplified, and the traffic flow turns out to be smoother due to a better transient harmonization.

The paper is organized as follows. Section II introduces the considered framework, and Section III the needed control tools. Stability of a mesoscopic closed loop system is analyzed in Section IV. Mesoscopic control laws are provided in Section V, together with stability analysis. Simulations are carried out in Section VI and conclusions are outlined in Section VII.

Notation - \mathbb{R}^+ is the set of non-negative real numbers. For a vector $x \in \mathbb{R}^n$, $|x| = \sqrt{x^T x}$ is its Euclidean norm (i.e. $|x|_2$). If a different norm is used, it is indicated by a subscript

Marco Mirabilio, Elena De Santis, Maria Domenica Di Benedetto, Giordano Pola are with the Department of Information Engineering, Computer Science and Mathematics, Center of Excellence DEWS, University of L'Aquila. (e-mail:marco.mirabilio@graduate.univaq.it, {elena.desantis,mariadomenica.dibenedetto,giordano.pola}@univaq.it)

Alessio Iovine is with the Electrical Engineering and Computer Sciences (EECS) Department at UC Berkeley, Berkeley, USA. E-mail: alessio@berkeley.edu, alessio.iovine@ieee.org.

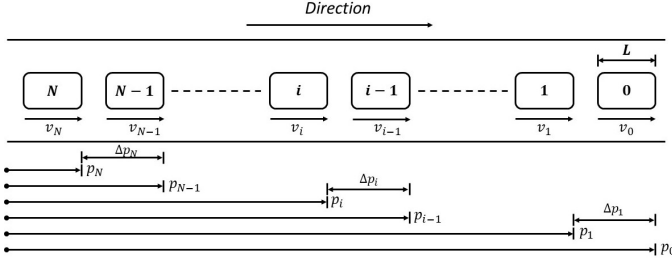


Fig. 1. Reference framework.

(e.g. $|x|_p$ denotes the generic p norm). The \mathcal{L}_∞ signal norm is defined as $|x(\cdot)|_{\infty}^{[t_0, t]} = \sup_{t_0 \leq \tau \leq t} |x(\tau)|$. The $p = \infty$ norm of a vector is denoted by $|x|_\infty = \max_{i=1 \dots n} |x_i|$. We refer to [21] for the definition of Lyapunov functions, and functions \mathcal{K} , \mathcal{K}_∞ and \mathcal{KL} .

II. MODELING AND STRING STABILITY DEFINITIONS

A. Platoon modeling

We consider a cluster of $N+1$ vehicles, $N \in \mathbb{N}$, proceeding in the same direction on a single lane road, as in Fig.1. We make the following

Assumption 1. *All the vehicles are equal, with the same length $L \in \mathbb{R}^+$ and have the common goal of collision avoidance, i.e. to maintain a strictly positive distance among them, while keeping the same speed.*

We denote with $i = 0$ the first vehicle of the platoon and with $\mathcal{I}_N = \{1, 2, \dots, N\}$ the set of follower vehicles. The set including all the vehicles is $\mathcal{I}_N^0 = \mathcal{I}_N \cup \{0\}$.

Similarly to [8], each vehicle $i \in \mathcal{I}_N^0$ is assumed to satisfy the following longitudinal dynamics:

$$\begin{aligned} \dot{p}_i &= f_p(\xi_i) \\ \dot{\xi}_i &= f_\xi(\xi_i) + g_\xi(\xi_i)u_i \end{aligned} \quad (1)$$

where $p_i \in \mathbb{R}^+$ is the position of vehicle i , $v_i = \dot{p}_i$ ($0 < v_i \leq v_{\max}$, $v_{\max} \in \mathbb{R}^+$) is its velocity and $u_i \in \mathbb{R}$ is the vehicle control input. Variable $\xi_i \in \mathbb{R}^{n-1}$ represents the remaining dynamics of the vehicle, such as actuators dynamics. Functions $f_p : \mathbb{R}^{n-1} \rightarrow \mathbb{R}$, $f_\xi : \mathbb{R}^{n-1} \rightarrow \mathbb{R}^{n-1}$ and $g_\xi : \mathbb{R}^{n-1} \rightarrow \mathbb{R}^{n-1}$. Since the reaction delay has only slight quantitative influence on the oscillation growth pattern (see [22]), no delays are considered here either for the reaction time or the communication time. According to [5] and [23], the dynamics in (1) can be simplified without loss of generality in:

$$\dot{p}_i = v_i, \quad \dot{v}_i = u_i \quad (2)$$

where $\xi_i = v_i$, the functions $f_p(\xi_i) = v_i$, $f_\xi(\xi_i) = 0$ and $g_\xi(\xi_i) = 1$; u_i is the acceleration of vehicle i ($|u_i| \leq a_{\max}$, $a_{\max} \in \mathbb{R}^+$). To provide a global description of the platoon, we adopt the leader-follower model that describes the inter-vehicular interaction (see [24]). We define the state of each vehicle $i \in \mathcal{I}_N^0$ as

$$x_i = [p_i \quad v_i]^T \quad (3)$$

and the state of each car-following situation among the leading vehicle $i-1$ and the following one i as

$$\chi_i = x_i - x_{i-1} = \begin{bmatrix} \Delta p_i \\ \Delta v_i \end{bmatrix} = \begin{bmatrix} p_i - p_{i-1} \\ v_i - v_{i-1} \end{bmatrix}. \quad (4)$$

Positions, speed and acceleration of each leading vehicle are supposed to be perfectly known, either measured or communicated to the following one. Consequently, the obtained dynamical model is as:

$$\dot{\chi}_i = \begin{bmatrix} \Delta \dot{p}_i \\ \Delta \dot{v}_i \end{bmatrix} = \begin{bmatrix} \Delta v_i \\ u_i - u_{i-1} \end{bmatrix}, \quad i \in \mathcal{I}_N \quad (5)$$

or, in short,

$$\dot{\chi}_i = f(\chi_i, u_i, u_{i-1}), \quad i \in \mathcal{I}_N \quad (6)$$

The model can be extended with the inclusion of a disturbance term, representing modeling errors, the missing modeling of the delays in (1) or external disturbances acting on the vehicle (see [8]).

To derive the dynamics of the first vehicle $i = 0$ of the platoon, in the same form of (5), a non-autonomous non-communicating virtual leader $i = -1$ is considered to precede the set of vehicles, with dynamical model

$$\dot{x}_{-1} = \begin{bmatrix} \dot{p}_{-1} \\ \dot{v}_{-1} \end{bmatrix} = \begin{bmatrix} v_{-1} \\ u_{-1} \end{bmatrix}. \quad (7)$$

Then, the car-following dynamics with respect to vehicle $i = 0$ can be described by:

$$\dot{\chi}_0 = \begin{bmatrix} \Delta \dot{p}_0 \\ \Delta \dot{v}_0 \end{bmatrix} = \begin{bmatrix} \Delta v_0 \\ u_0 - u_{-1} \end{bmatrix}. \quad (8)$$

It follows that dynamics in (6) is valid $\forall i \in \mathcal{I}_N^0$. Since we consider $i = -1$ to represent a virtual vehicle, $p_{-1}(t) = \int_0^t v_{-1}(\tau) d\tau$, $t \geq 0$, is a dummy state. Moreover, we consider $\Delta p_0(t) = -\Delta \bar{p}$, $\forall t \geq 0$, where $\Delta \bar{p} > 0$ is the constant desired inter-vehicular distance. Since $p_i < p_{i-1}$, the desired distance has to be negative. In accordance to [24], [25], [26], we consider the widely accepted hypothesis of constant speed for the virtual leader $i = -1$, that precedes the entire cluster. Then, we have

$$p_{-1}(t) = \bar{v} \cdot t, \quad v_{-1}(t) = \bar{v}, \quad u_{-1}(t) = 0, \quad \forall t \geq 0, \quad (9)$$

where $\bar{v} > 0$ is a constant speed. For vehicular platoons, the constant speed assumption defines the equilibrium point for all the vehicles in the cluster. Consequently, when all $i \in \mathcal{I}_N^0$ have equal speed and are at the same desired distance $\Delta \bar{p}$, the equilibrium point for the i -th system of dynamics (6) is

$$\chi_{e,i} = \bar{\chi} = [-\Delta \bar{p} \quad 0]^T. \quad (10)$$

Let χ be the lumped state of the entire vehicle platoon:

$$\chi = [\chi_0^T \quad \chi_1^T \quad \dots \quad \chi_N^T]^T. \quad (11)$$

Then, for $u_{-1} = 0$ it follows that

$$\chi_e = [\bar{\chi}^T \quad \bar{\chi}^T \quad \dots \quad \bar{\chi}^T]^T. \quad (12)$$

B. String Stability definitions

Let the model in (5) describe a platoon, and its equilibrium be (10). The control input u_i is generated by the following dynamic controller

$$\begin{cases} \dot{\vartheta}_i = \omega_i(\vartheta_i, \chi, \chi_{e,i}) \\ u_i = h_i(\vartheta_i, \chi, \chi_{e,i}, u_{i-1}) \end{cases} \quad (13)$$

taking as inputs $\chi, \chi_{e,i}, u_{i-1}$. The resulting closed loop system is denoted in the sequel by P_{cl} . We now recall the notions of String Stability and Asymptotic String Stability as in [5] and [8].

Definition 1. (*String Stability*) The equilibrium $\chi_{e,i} = \bar{\chi}$, $i \in \mathcal{I}_N^0$, of P_{cl} is said to be String Stable if, for any $\epsilon > 0$, there exists $\delta > 0$ such that, for all $N \in \mathbb{N}$,

$$\max_{i \in \mathcal{I}_N^0} |\chi_i(0) - \bar{\chi}| < \delta \Rightarrow \max_{i \in \mathcal{I}_N^0} |\chi_i(t) - \bar{\chi}| < \epsilon, \quad \forall t \geq 0. \quad (14)$$

Definition 2. (*Asymptotic String Stability*) The equilibrium $\chi_{e,i} = \bar{\chi}$, $i \in \mathcal{I}_N^0$, of P_{cl} is said to be Asymptotically String Stable if it is String Stable and, for all $N \in \mathbb{N}$,

$$\lim_{t \rightarrow \infty} |\chi_i(t) - \bar{\chi}| = 0, \quad \forall i \in \mathcal{I}_N^0. \quad (15)$$

III. CONTROL TOOLS

The goal of this paper is to design controllers as in (13) that adopt mesoscopic quantities for ensuring String Stability of P_{cl} . To this purpose, proper spacing policies and a function describing macroscopic information are introduced.

A. Spacing policies

Several spacing policies have been introduced in the literature (e.g. [27], [28]). We consider two of the most investigated: a constant spacing policy and a variable time spacing policy. Our goal is to slightly modify the reference trajectories for a better transient harmonization when traffic conditions vary, without changing the platoon equilibrium in (12) in steady-state.

1) *Constant spacing policy:* A constant spacing strategy consists in tracking a constant desired inter-vehicular distance

$$\Delta p^r = -\Delta \bar{p} \quad (16)$$

where $\Delta \bar{p} > 0$ is a constant value. Usually, the main drawback of this policy is that it does not guarantee String Stability if the control input of vehicle i exploits only measurements with respect to its preceding vehicle $i-1$ (see [28]).

2) *Variable time spacing policy:* A variable time spacing policy consists in tracking a variable inter-vehicular desired distance. This approach allows for a lower inter-vehicular spacing at steady-state conditions (see [29] and [30]). We define a *mesoscopic* time varying trajectory for the distance policy Δp_i^r of the i -th vehicle with respect to its leader $i-1$:

$$\Delta p_i^r(t) = -\Delta \bar{p} - \rho_{i-1}^M(t), \quad t \geq 0 \quad (17)$$

where $\Delta \bar{p} > 0$ is the desired constant inter-vehicular distance in (16) and $\rho_{i-1}^M(t)$ is a function describing macroscopic information.

B. Macroscopic information

Here we define proper macroscopic functions taking into account microscopic distance and speed variance. Inspired by [12] and the references therein, here the connection between macroscopic traffic density and microscopic variance is investigated. Given the generic vehicle $i \in \mathcal{I}_N$, let $\mu_{\Delta p,i}$ and $\sigma_{\Delta p,i}^2$ be the inter-vehicular distance mean and variance computed from vehicle 0 to vehicle i , respectively:

$$\mu_{\Delta p,i} = \frac{1}{i+1} \sum_{j=0}^i \Delta p_j, \quad \sigma_{\Delta p,i}^2 = \frac{1}{i+1} \sum_{j=0}^i (\Delta p_j - \mu_{\Delta p,i})^2. \quad (18)$$

Let $\mu_{\Delta v,i}$ and $\sigma_{\Delta v,i}^2$ be the velocity tracking error mean and variance computed from vehicle 0 to vehicle i , respectively:

$$\mu_{\Delta v,i} = \frac{1}{i+1} \sum_{j=0}^i \Delta v_j, \quad \sigma_{\Delta v,i}^2 = \frac{1}{i+1} \sum_{j=0}^i (\Delta v_j - \mu_{\Delta v,i})^2. \quad (19)$$

We denote by

$$\psi_{\Delta p}^i : \mathbb{R} \times \mathbb{R}^+ \rightarrow \mathbb{R}, \quad \psi_{\Delta v}^i : \mathbb{R} \times \mathbb{R}^+ \rightarrow \mathbb{R}, \quad (20)$$

the distance macroscopic function and the speed tracking error macroscopic function, respectively. Functions $\psi_{\Delta p}^i$ and $\psi_{\Delta v}^i$ connect the macroscopic density function with the variance of the microscopic distance and speed difference. Instead of considering the whole set of leader-follower situations, they allow for a complexity reduction of the considered interconnection framework without reducing the level of available information.

We embed the macroscopic information given by $\psi_{\Delta p}^i$ and $\psi_{\Delta v}^i$ in the macroscopic function denoted $\rho_i^M(t)$, defined as the output of the dynamic system below

$$\begin{cases} \dot{\rho}_i = \Lambda \rho_i + G_\rho [\psi_{\Delta p}^i \quad \psi_{\Delta v}^i]^T \\ \rho_i^M = H \rho_i \\ \rho(0) = \rho_0 \end{cases} \quad (21)$$

where $\rho_i \in \mathbb{R}^r$, $r \geq 1$, $\Lambda \in \mathbb{R}^{r \times r}$, $G_\rho \in \mathbb{R}^{r \times 2}$ and $H \in \mathbb{R}^{1 \times r}$. Λ is a diagonal matrix which entries are strictly negative, so that the dynamical system is asymptotically stable and $\rho \rightarrow 0$ for $\psi_{\Delta p} = \psi_{\Delta v} = 0$. The main feature of ρ_i^M is to incorporate the whole macroscopic information of the platoon, thus avoiding complexity calculation explosion due to processing non aggregate state information by the control law.

IV. MESOSCOPIC STRING STABILITY

In order to analyze string stability of the closed loop system obtained from dynamics (5) by applying a control law that exploits macroscopic information described by (21), we consider an extended state $\hat{\chi}_i$ and its equilibrium point $\hat{\chi}_{e,i}$:

$$\hat{\chi}_i = [\Delta p_i \quad \Delta v_i \quad \rho_{i-1}]^T, \quad \forall i \in \mathcal{I}_N^0, \quad (22)$$

$$\hat{\chi}_{e,i} = [-\Delta \bar{p} \quad 0 \quad 0]^T, \quad \forall i \in \mathcal{I}_N^0. \quad (23)$$

Defining $\tilde{\chi}_i = \hat{\chi}_i - \hat{\chi}_{e,i}$ and $\rho_{-1} = g_{cl,0}(\tilde{\chi}_{-1}) = 0$, we can describe the closed loop dynamics of (22), where each control input is the output signal of the dynamic system in (13), as

$$\dot{\tilde{\chi}}_0 = f_{cl}(\tilde{\chi}_0), \quad i = 0, \quad (24)$$

$$\dot{\tilde{\chi}}_i = f_{cl}(\tilde{\chi}_i) + g_{cl,i}(\tilde{\chi}_{i-1}, \tilde{\chi}_{i-2}, \dots, \tilde{\chi}_0), \quad \forall i \in \mathcal{I}_N, \quad (25)$$

where $f_{cl} : \mathbb{R}^{2+r} \rightarrow \mathbb{R}^{2+r}$ is the vector field describing the evolution dynamics of each isolated subsystem, and $g_{cl,i} : \underbrace{\mathbb{R}^{2+r} \times \dots \times \mathbb{R}^{2+r}}_{i \text{ times}} \rightarrow \mathbb{R}^{2+r}$ is the interconnection term.

Moreover, $f_{cl}(0) = 0$ and $g_{cl,i}(0, 0, \dots, 0) = 0$. We assume that the virtual leader $i = -1$ has a constant speed $v_{-1} = \bar{v} > 0$, $u_{-1} = 0$. The assumption of $\Delta p_0(t) = -\Delta \bar{p}$, $\forall t \geq 0$ is considered.

Theorem 1. Consider the autonomous system in (24) and (25). If there exist functions β of class \mathcal{KL} and γ of class \mathcal{K}_∞ , such that for each $i \in \mathcal{I}_N^0$

$$|\tilde{\chi}_i(t)| \leq \beta(|\tilde{\chi}_i(0)|, t) + \gamma \left(\max_{j=0, \dots, i-1} |\tilde{\chi}_j(\cdot)|_{\infty}^{[0,t]} \right) \quad (26)$$

$\forall t \geq 0$ and $\gamma(s) \leq \tilde{\gamma}s$, for $s \geq 0$ and $\tilde{\gamma} \in (0, 1)$, then the interconnected system is String Stable. Moreover, if the origin of each isolated subsystem is exponentially stable and each interconnection term $g_{cl,i}$, $\forall i \in \mathcal{I}_N^0$, is bounded by

$$|g_{cl,i}(\tilde{\chi}_{i-1}, \tilde{\chi}_{i-2}, \dots, \tilde{\chi}_0)| \leq \sum_{j=0}^{i-1} k_{ij} |\tilde{\chi}_j| \quad (27)$$

with constants $k_{ij} \in \mathbb{R}^+$, $\forall j \in \mathcal{I}_N^0$, then the autonomous system is Asymptotically String Stable.

Proof. The first part of the proof is based on the forward recursive application of the Input-to-State Stability (ISS) property in (26) through an inductive method. Since the assumption $\gamma(s) \leq \tilde{\gamma}s$ holds, then dynamics $\tilde{\chi}_{i=\{0,1\}}$ trivially verifies

$$|\tilde{\chi}_0(t)| \leq \beta(|\tilde{\chi}_0(0)|, t), \quad \forall t \geq 0, \quad (28)$$

$$|\tilde{\chi}_1(t)| \leq \beta(|\tilde{\chi}_1(0)|, t) + \tilde{\gamma} |\tilde{\chi}_0(\cdot)|_{\infty}^{[0,t]}, \quad \forall t \geq 0, \quad (29)$$

where $|\tilde{\chi}_0(\cdot)|_{\infty}^{[0,t]} \leq \beta(|\tilde{\chi}_0(0)|, 0)$. Defining $|\tilde{\chi}_M(0)| = \max\{|\tilde{\chi}_0(0)|, |\tilde{\chi}_1(0)|\}$, then for $i = 0$ and $i = 1$:

$$|\tilde{\chi}_0(t)| \leq \beta(|\tilde{\chi}_M(0)|, 0), \quad \forall t \geq 0, \quad (30)$$

$$|\tilde{\chi}_1(t)| \leq \beta(|\tilde{\chi}_M(0)|, 0)(1 + \tilde{\gamma}), \quad \forall t \geq 0. \quad (31)$$

Since $\tilde{\gamma} \in \mathbb{R}^+$, then

$$|\tilde{\chi}_{i=0,1}(t)| \leq \beta(|\tilde{\chi}_M(0)|, 0)(1 + \tilde{\gamma}), \quad \forall t \geq 0. \quad (32)$$

Dynamics $\tilde{\chi}_{i=2}$ verifies:

$$|\tilde{\chi}_2(t)| \leq \beta(|\tilde{\chi}_2(0)|, t) + \tilde{\gamma} \max_{j=0,1} |\tilde{\chi}_j(\cdot)|_{\infty}^{[0,t]}, \quad \forall t \geq 0. \quad (33)$$

By defining $|\tilde{\chi}'_M(0)| = \max_{j=0,1,2}\{|\tilde{\chi}_j(0)|\}$, then

$$|\tilde{\chi}_2(t)| \leq \beta(|\tilde{\chi}'_M(0)|, 0)(1 + \tilde{\gamma} + \tilde{\gamma}^2), \quad \forall t \geq 0, \quad (34)$$

where the bound holds also for $i = 0$ and $i = 1$. By recursively applying these steps, and since the assumption $\tilde{\gamma} \in (0, 1)$ holds, then for each $i \in \mathcal{I}_N^0$ the following inequality is verified:

$$\begin{aligned} |\tilde{\chi}_i(t)| &\leq \beta \left(\max_{j=0, \dots, i} |\tilde{\chi}_j(0)|, 0 \right) \sum_{j=0}^i \tilde{\gamma}^j \\ &\leq \beta \left(\max_{j=0, \dots, i} |\tilde{\chi}_j(0)|, 0 \right) \sum_{j=0}^{\infty} \tilde{\gamma}^j \\ &\leq \frac{1}{1 - \tilde{\gamma}} \beta \left(\max_{j=0, \dots, i} |\tilde{\chi}_j(0)|, 0 \right), \quad \forall t \geq 0. \end{aligned} \quad (35)$$

Then, by applying $\max\{\cdot\}$ operator to the first and last term of (35) we get:

$$\max_{i \in \mathcal{I}_N^0} |\tilde{\chi}_i(t)| \leq \frac{1}{1 - \tilde{\gamma}} \beta \left(\max_{i \in \mathcal{I}_N^0} |\tilde{\chi}_i(0)|, 0 \right), \quad \forall t \geq 0. \quad (36)$$

Let us define $\omega(s) = \beta(s, 0)$, $s \geq 0$. By definition of \mathcal{KL} functions, ω is \mathcal{K}_∞ and hence invertible. Since (36) holds for any $t \geq 0$, then

$$\delta = \omega^{-1}((1 - \tilde{\gamma})\epsilon), \quad \forall \epsilon \geq 0. \quad (37)$$

The value of δ in (37) does not depend on the system dimension. From (35), (36) and (37), String Stability is ensured according to Definition 1.

We focus now on the possibility to ensure Asymptotic String Stability. This second part is based on a composition of Lyapunov functions (see [21]). By the converse Lyapunov theorem, there exists a function $W : \mathbb{R}^3 \rightarrow \mathbb{R}^+$ and constants $\underline{\alpha}, \bar{\alpha}, \alpha, \alpha' > 0$ such that

$$\underline{\alpha} |\tilde{\chi}_i|^2 \leq W(\tilde{\chi}_i) \leq \bar{\alpha} |\tilde{\chi}_i|^2 \quad (38)$$

$$\frac{\partial W(\tilde{\chi}_i)}{\partial \tilde{\chi}_i} f_{cl}(\tilde{\chi}_i) \leq -\alpha |\tilde{\chi}_i|^2 \quad (39)$$

$$\left| \frac{\partial W(\tilde{\chi}_i)}{\partial \tilde{\chi}_i} \right| \leq \alpha' |\tilde{\chi}_i| \quad (40)$$

In the following, for the sake of notational simplicity, we denote $W_i = W(\tilde{\chi}_i)$. By computing the time derivative of the Lyapunov function W_i with respect to the system with non-zero interconnected term, we obtain:

$$\begin{aligned} \dot{W}_i &= \frac{\partial W}{\partial \tilde{\chi}_i} (f_{cl}(\tilde{\chi}_i) + g_{cl,i}(\tilde{\chi}_{i-1}, \dots, \tilde{\chi}_0)) \\ &\leq -\alpha |\tilde{\chi}_i|^2 + \left| \frac{\partial W}{\partial \tilde{\chi}_i} \right| |g_{cl,i}(\tilde{\chi}_{i-1}, \dots, \tilde{\chi}_0)| \\ &\leq -\alpha |\tilde{\chi}_i|^2 + \alpha' |\tilde{\chi}_i| |g_{cl,i}(\tilde{\chi}_{i-1}, \dots, \tilde{\chi}_0)| \end{aligned} \quad (41)$$

If condition in (27) is verified, then

$$\dot{W}_i \leq -\alpha |\tilde{\chi}_i|^2 + \alpha' |\tilde{\chi}_i| \sum_{j=0}^{i-1} k_{ij} |\tilde{\chi}_j|. \quad (42)$$

Let us introduce $\hat{\chi}$ and $\hat{\chi}_e$ as the extended lumped state of the platoon and the extended equilibrium point, respectively, that are defined similarly to (11) and (12). Let us consider $\tilde{\chi} = \hat{\chi} - \hat{\chi}_e$ and the parameters $d_{c,i} > 0$. Then, we define the composite function W_c :

$$W_c(\tilde{\chi}) = \sum_{i=0}^N d_{c,i} W(\tilde{\chi}_i). \quad (43)$$

It satisfies

$$\underline{\alpha}_c |\tilde{\chi}|^2 \leq W_c(\tilde{\chi}) \leq \bar{\alpha}_c |\tilde{\chi}|^2, \quad (44)$$

$$\underline{\alpha}_c = \min_{i \in \mathcal{I}_N^0} \{d_{c,i}\} \underline{\alpha}, \quad \bar{\alpha}_c = \max_{i \in \mathcal{I}_N^0} \{d_{c,i}\} \bar{\alpha}. \quad (45)$$

The time derivative of the composite function in (43) is

$$\dot{W}_c(\tilde{\chi}) \leq \sum_{i=0}^N d_i \left[-\alpha |\tilde{\chi}_i|^2 + \alpha' |\tilde{\chi}_i| \sum_{j=0}^{i-1} k_{ij} |\tilde{\chi}_j| \right]. \quad (46)$$

We define the operator $\phi : \mathbb{R}^{2N+1} \rightarrow \mathbb{R}^{N+1}$ as

$$\phi(\tilde{\chi}) = [|\tilde{\chi}_0| \ |\tilde{\chi}_1| \ \dots \ |\tilde{\chi}_N|]^T. \quad (47)$$

Then, equation (46) can be written as

$$\dot{W}_c(\tilde{\chi}) \leq -\frac{1}{2} \phi(\tilde{\chi})^T (DS + S^T D) \phi(\tilde{\chi}), \quad (48)$$

where

$$D = \text{diag}(d_{c,0}, d_{c,1}, \dots, d_{c,N}) \quad (49)$$

and S is an $N \times N$ matrix whose elements are

$$s_{ij} = \begin{cases} \alpha, & \text{if } i = j \\ -\alpha' k_j, & \text{if } i < j \\ 0, & \text{if } i > j \end{cases} \quad (50)$$

Since $\alpha > 0$, each leading principal minor of S is positive and hence it is an M -matrix. By [21, Lemma 9.7] there exists a matrix D such that $DS + S^T D > 0$. Consequently, \dot{W}_c in (48) is negative definite. It follows that W_c in (43) is a Lyapunov function for the overall autonomous system described by (24) and (25). Therefore, there exists a \mathcal{KL} function $\beta_c : \mathbb{R}^+ \times \mathbb{R}^+ \rightarrow \mathbb{R}^+$ such that

$$|\tilde{\chi}(t)| \leq \beta_c(|\chi(0)|, t), \quad \forall t \geq 0. \quad (51)$$

Condition in (51) ensures the asymptotic stability:

$$\lim_{t \rightarrow \infty} |\tilde{\chi}_i(t)| = 0, \quad \forall i \in \mathcal{I}_N^0. \quad (52)$$

The platoon system is proved to be String Stable by (36) and (37). Consequently, for each $i \in \mathcal{I}_N^0$ the state evolution $|\tilde{\chi}_i|$ is constrained by a bound that is independent from the system dimension. Furthermore, from (52) Asymptotic String Stability is ensured according to Definition 2. \square

The consequences of the interconnection term $g_{cl,i}$ in (25) acting on the closed loop system are described by the function γ in (26). The higher the contribution of the macroscopic information is, the greater the perturbation acting on each leader-follower situation is, as shown in (36). However, this perturbation acting on each follower results in a cascade effect that ensures Asymptotic String Stability of the whole platoon.

V. MESOSCOPIC CONTROL LAWS

In this section, we show the generality of our approach introducing two control laws that consider mesoscopic quantities for a single car-following situation. String Stability and Asymptotic String Stability w.r.t. Definitions 1 and 2 is proved when the proposed control laws are implemented for each leader-follower situation along the platoon. The first control law adopts the constant spacing policy in (16), while the second one implements the variable spacing policy in (17). Both consider the function ρ_i describing macroscopic information in (21). Each vehicle is modeled according to dynamics (2) and each car-following situation according to χ_i in (5) and (8).

A. Macroscopic functions properties

In order to exploit macroscopic information, functions $\psi_{\Delta p}^i, \psi_{\Delta v}^i$ in (20) are computed with respect to the mean and variance in (18) and (19): $\psi_{\Delta p}^i(\mu_{\Delta p,i}, \sigma_{\Delta p,i}^2), \psi_{\Delta v}^i(\mu_{\Delta v,i}, \sigma_{\Delta v,i}^2)$. In the sequel, for simplicity we omit the arguments. Moreover, by referring to the state vector $\tilde{\chi}_i$ and to the dynamical system in (24) and (25), we consider $\mu_{\Delta p}$ and $\sigma_{\Delta p}^2$ computed with respect to $\Delta \bar{p} = \Delta p + \Delta \bar{p}$. For ease in notation, we introduce $e_{\Delta p} = \Delta \bar{p}$ and $e_{\Delta v} = 0$.

Lemma 1. *Given the macroscopic functions $\psi_{\Delta p}^i, \psi_{\Delta v}^i$ in (20) that verify the following property:*

$$|\psi_l^i(\mu_{l,i}, \sigma_{l,i}^2)| \leq c_l \max_{j=0, \dots, i} |l_j + e_l|, \quad l \in \{\Delta p, \Delta v\}, \quad (53)$$

then

$$a\psi_{\Delta p}^i + b\psi_{\Delta v}^i \leq c_\chi \max_{j=0, \dots, i} |\tilde{\chi}_j| \quad (54)$$

for some constants $c_{\Delta p}, c_{\Delta v}, c_\chi > 0$. Moreover, if functions $\psi_{\Delta p}^i, \psi_{\Delta v}^i$ are bounded by

$$|\psi_l^i(\mu_{l,i}, \sigma_{l,i}^2)| \leq \sum_{j=0}^i k_{ij}^l |l_j + e_l|, \quad l \in \{\Delta p, \Delta v\}, \quad (55)$$

then

$$a\psi_{\Delta p}^i + b\psi_{\Delta v}^i \leq \sum_{j=0}^i k_{ij}^x |\tilde{\chi}_j|. \quad (56)$$

for some constants $k_{ij}^{\Delta p}, k_{ij}^{\Delta v}, k_{ij}^x > 0$.

Proof. See Appendix A for the proof. \square

We propose the macroscopic functions

$$\psi_{\Delta p}^i = \gamma_{\Delta p} \text{sign}(\Delta \bar{p} + \mu_{\Delta p,i}) \sqrt{\sigma_{\Delta p,i}^2}, \quad (57)$$

$$\psi_{\Delta v}^i = \gamma_{\Delta v} \text{sign}(\mu_{\Delta v,i}) \sqrt{\sigma_{\Delta v,i}^2} \quad (58)$$

where $\gamma_{\Delta p}, \gamma_{\Delta v} > 0$ are constant parameters, and $\mu_{\Delta p,i}, \mu_{\Delta v,i}, \sigma_{\Delta p,i}^2$ and $\sigma_{\Delta v,i}^2$ are defined in (18) and (19). Different macroscopic functions can be proposed, as in [31]. The functions $\psi_{\Delta p}^i$ and $\psi_{\Delta v}^i$ are such that:

$$\psi_l^i(\mu_{l,i}, 0) = 0, \quad \psi_l^i(e_l, \sigma_{l,i}) = 0, \quad l \in \{\Delta p, \Delta v\}, \quad (59)$$

and e_l introduced before.

Given the chosen macroscopic functions in (57) and (58), we can give the following result:

Lemma 2. *Macroscopic functions $\psi_{\Delta p}^i$ and $\psi_{\Delta v}^i$ in (57) and (58) are bounded by:*

$$|\psi_l^i| \leq \gamma \max_{j=0, \dots, i} |l_j + e_l|, |\psi_l^i| \leq \gamma \sum_{j=0}^i |l_j + e_l|, l \in \{\Delta p, \Delta v\}. \quad (60)$$

Proof. See Appendix B for the proof. \square

B. Control strategy for constant spacing policy

In order to embed macroscopic information in the control law u_i^{cp} associated to the i -th vehicle, $\forall i \in \mathcal{I}_N^0$, and implementing the constant spacing policy in (16), we explicit the dynamic system in (21) as:

$$\begin{cases} \dot{\rho}_i = -\lambda \rho_i + a\psi_{\Delta p}^i + b\psi_{\Delta v}^i \\ \rho_i^M = \rho_i \\ \rho(0) = 0 \end{cases} \quad (61)$$

$\rho_i \in \mathbb{R}$, $G_\rho = [a, b]$, where $a, b \geq 0$ are chosen parameters and $\lambda > 0$ represents the forgetting factor allowing $\rho_i^M(t)$ to have memory only of the recent evolution of the system. Since $\rho_i^M = \rho_i$, in the following we refer to ρ_i only. Then, the control law u_i^{cp} is

$$u_i^{cp} = u_{i-1} + \Delta v_i^{cp,r} - K_{\Delta v}^{cp}(\Delta v_i - \Delta v_i^{cp,r}) - (\Delta p_i + \Delta \bar{p}) - \rho_{i-1} \quad (62)$$

with equal constant gains $K_{\Delta p}^{cp}, K_{\Delta v}^{cp} > 0$, for each $i \in \mathcal{I}_N^0$,

$$\Delta v_i^{cp,r} = -K_{\Delta p}^{cp}(\Delta p_i + \Delta \bar{p}), \quad (63)$$

$$\Delta v_i^{cp,r} = -K_{\Delta v}^{cp} \Delta v_i. \quad (64)$$

The closed loop dynamics with respect to (8) and (5) are, respectively:

$$\dot{\tilde{\chi}}_0 = \begin{bmatrix} \Delta \dot{p}_0 \\ \Delta \dot{v}_0 \\ \dot{\rho}_{-1} \end{bmatrix} = \begin{bmatrix} \Delta v_0 \\ -(K_{\Delta p}^{cp} + K_{\Delta v}^{cp})\Delta v_0 \\ 0 \end{bmatrix} \quad (65)$$

$$\begin{aligned} \dot{\tilde{\chi}}_i &= \begin{bmatrix} \Delta \dot{p}_i \\ \Delta \dot{v}_i \\ \dot{\rho}_{i-1} \end{bmatrix} \\ &= \begin{bmatrix} \Delta v_i \\ \Delta v_i^{cp,r} - K_{\Delta v}^{cp}(\Delta v_i - \Delta v_i^{cp,r}) - (\Delta p_i + \Delta \bar{p}) - \rho_{i-1} \\ -\lambda \rho_{i-1} + a\psi_{\Delta p}^{i-1} + b\psi_{\Delta v}^{i-1} \end{bmatrix} \end{aligned} \quad (66)$$

The equations (65) and (66) explicit the formalism in (24) and (25), where

$$g_{cl,i}(\tilde{\chi}_{i-1}, \tilde{\chi}_{i-2}, \dots, \tilde{\chi}_0) = \begin{bmatrix} 0 \\ 0 \\ a\psi_{\Delta p}^{i-1} + b\psi_{\Delta v}^{i-1} \end{bmatrix}. \quad (67)$$

Theorem 2. *Consider the closed loop system in (65) and (66). Given the parameters $K_{\Delta p}^{cp} > 0$, $K_{\Delta v}^{cp} > 0$, $\lambda > 0$, then the origin of each isolated subsystem is exponentially stable.*

Moreover, there exist functions $\beta^{cp} \in \mathcal{KL}$ and $\gamma^{cp} \in \mathcal{K}_\infty$ such that

$$|\tilde{\chi}_i(t)| \leq \beta^{cp}(|\tilde{\chi}_i(0)|, t) + \gamma^{cp} \left(\max_{j=0, \dots, i-1} |\tilde{\chi}_j(\cdot)|_\infty^{[0,t]} \right) \quad (68)$$

$\forall t \geq 0$ and $\gamma^{cp}(s) = \tilde{\gamma}^{cp}s$, $s \geq 0$, $\tilde{\gamma}^{cp} \in \mathbb{R}^+$. Also, there exist a and b in (61) such that $\tilde{\gamma}^{cp} \in (0, 1)$. Consequently, the closed loop system in (65) and (66) is Asymptotically String Stable.

Proof. See Appendix C for the proof. \square

The mesoscopic control law in (62) adopting a constant spacing policy is shown to ensure Asymptotic String Stability with respect to the closed loop system describing the vehicular platoon.

C. Control strategy for variable spacing policy

To meet the objective of defining a mesoscopic spacing policy, we explicit the dynamical system in (21) considering

$$\rho_i = [\rho_{1,i} \ \rho_{2,i}]^T \quad (69)$$

and

$$\begin{cases} \dot{\rho}_{1,i} = -\lambda_1 \rho_{1,i} + \rho_{2,i} \\ \dot{\rho}_{2,i} = -\lambda_2 \rho_{2,i} + a\psi_{\Delta p}^i + b\psi_{\Delta v}^i \\ \rho_i^M = \rho_{1,i} \\ \rho_{1,i}(0) = \rho_{2,i}(0) = 0 \end{cases} \quad (70)$$

where

$$G_\rho = \begin{bmatrix} 0 & 0 \\ a & b \end{bmatrix} \quad (71)$$

with $a, b \geq 0$ chosen parameters, $H = [1, 0]$ and $\lambda_1, \lambda_2 > 0$ represent the forgetting factor allowing $\rho_i(t)$ to have memory of the recent evolution of the system.

The control law u_i^{vp} associated to the i -th vehicle, $\forall i \in \mathcal{I}_N^0$, implementing the variable spacing policy in (17) is:

$$\begin{aligned} u_i &= u_{i-1} - (\Delta p_i - \Delta p_i^r) - K_{\Delta v}^{vp}(\Delta v_i - \Delta v_i^{vp,r}) \\ &\quad + (K_{\Delta p}^{vp} - \lambda_1)(\lambda_1 \rho_{1,i-1} - \rho_{2,i-1}) + \lambda_2 \rho_{2,i-1} \\ &\quad - K_{\Delta p}^{vp} \Delta v_i - a\psi_{\Delta p}^{i-1} - b\psi_{\Delta v}^{i-1}, \end{aligned} \quad (72)$$

with equal constant gains $K_{\Delta p}^{vp}, K_{\Delta v}^{vp} > 0$ for each $i \in \mathcal{I}_N^0$, Δp_i^r defined as in (17), ρ_i^M as in (70), and

$$\Delta v_i^{vp,r} = \lambda_1 \rho_{1,i-1} - \rho_{2,i-1} - K_{\Delta p}^{vp}(\Delta p_i - \Delta p_i^r). \quad (73)$$

To analyze the String Stability of the closed loop system, we consider the extended leader-follower state vector $\hat{\chi}_i$ in (22) and its corresponding equilibrium point $\tilde{\chi}_{e,i}$ in (23). For vehicle $i = 0$, the closed loop dynamics resulting from (8) is:

$$\dot{\hat{\chi}}_0 = \begin{bmatrix} \Delta \dot{p}_0 \\ \Delta \dot{v}_0 \\ \dot{\rho}_{1,-1} \\ \dot{\rho}_{2,-1} \end{bmatrix} = \begin{bmatrix} \Delta v_0 \\ -(K_{\Delta p}^{vp} + K_{\Delta v}^{vp})\Delta v_0 \\ 0 \\ 0 \end{bmatrix} \quad (74)$$

Instead, the closed loop dynamics for vehicle $i > 0$ in (5) is:

$$\dot{\hat{\chi}}_i = \begin{bmatrix} \Delta v_i \\ (*) \\ -\lambda_1 \rho_{1,i-1} + \rho_{2,i-1} \\ -\lambda_2 \rho_{2,i-1} + a\psi_{\Delta p}^{i-1} + b\psi_{\Delta v}^{i-1} \end{bmatrix} \quad (75)$$

with

$$(*) = -(\Delta p_i - \Delta p_i^r) - K_{\Delta v}^{vp}(\Delta v_i - \Delta v_i^{vp,r}) \\ + (K_{\Delta p}^{vp} - \lambda_1)(\lambda_1 \rho_{1,i-1} - \rho_{2,i-1}) + \lambda_2 \rho_{2,i-1} \\ - K_{\Delta p}^{vp} \Delta v_i - a \psi_{\Delta p}^{i-1} - b \psi_{\Delta v}^{i-1},$$

Similarly to the case with constant spacing policy, since $\rho_{-1} = g_{cl,0}(\chi_{-1}) = 0$, we can rewrite the system in (65) and (75) as (24) and (25), where $g_{cl,i}(\tilde{\chi}_{i-1}, \dots, \tilde{\chi}_0)$ is the same as in (67). The following result is proven:

Theorem 3. Consider the closed loop system described by (74) and (75). Given the parameters $K_{\Delta p}^{vp} > 0$, $K_{\Delta v}^{vp} > 0$, $\lambda_1, \lambda_2 > 0$, then the origin of each isolated subsystem is exponentially stable. Moreover, there exist functions β^{vp} of class \mathcal{KL} and γ^{vp} of class \mathcal{K}_∞ such that

$$|\tilde{\chi}_i(t)| \leq \beta^{vp}(|\tilde{\chi}_i(0)|, t) + \gamma^{vp}\left(\max_{j=0, \dots, i} |\tilde{\chi}_j(\cdot)|_\infty^{[0,t]}\right) \quad (76)$$

$\forall t \geq 0$ and $\gamma^{vp}(s) = \tilde{\gamma}^{vp}s$, $s \geq 0$, $\tilde{\gamma}^{vp} \in \mathbb{R}^+$. Also, there exist a and b in (70) such that $\tilde{\gamma}^{vp} \in (0, 1)$. Consequently, the closed loop system in (65) and (75) is Asymptotically String Stable.

Proof. See Appendix D for the proof. \square

The mesoscopic controller in (72) adopting a time-varying spacing policy is shown to ensure Asymptotic String Stability with respect to the closed loop system describing the vehicular platoon.

We applied the general framework described in Theorem 1 to two different spacing policies. Rather than the philosophical choice of the desired spacing policy, we remark that the differences on the proposed control action in (62) and (72) mainly rely on the possibility to have the functions in (20) directly affecting the control input. A proper choice of the parameters a and b in (61) and (70) will size the real-time contribution of the macroscopic functions (57) and (58) with respect to the filtered version given by ρ_i in (21). The differences among the two approaches and the resulting control laws are better highlighted in simulations.

VI. SIMULATIONS

The two introduced control strategies are simulated in Matlab&Simulink. Based on the modeling in (5), we consider a platoon of $N + 1 = 11$ vehicles. The initial conditions for each vehicle are randomly generated in a neighborhood of the equilibrium point. It results $\mu_{\Delta p} \neq \Delta \bar{p}$, $\mu_{\Delta v} \neq 0$, $\sigma_{\Delta p}^2, \sigma_{\Delta v}^2 \neq 0$. The constant reference distance is $\Delta \bar{p} = 10m$ and the initial desired speed of the leading vehicle is $\bar{v} = 14m/s$. The vehicle speed is such that $0 \leq v_i \leq 36 [m/s]$, and the acceleration is bounded such that $-4 \leq u_i \leq 4 [m/s^2]$. The control parameters are chosen to obtain a value $\tilde{\gamma} \approx 0.5$ for both controllers. To better stress the proposed controllers, we analyze the behavior of the system when a disturbance acts on the acceleration of vehicle $i = 0$, and it is not communicated to vehicle $i = 1$. Both controllers are simulated with the same simulation time of 1 minute, initial condition and perturbed leader vehicle. We split the simulation time in four phases:

- 1) From $t = t_0 = 0s$ to $t = t_1 = 10s$: the vehicles starts with initial conditions that are different from the desired speed and the desired distance. No disturbance is acting on the leader vehicle, and its desired speed is the initial one, i.e. $\bar{v} = 14m/s$.
- 2) From $t = t_1 = 10s$ to $t = t_2 = 25s$: the leader tracks a variable speed reference. From $t = 10s$ to $t = 20s$ the desired speed is $\bar{v} = 25m/s$, while from $t = 20s$ to $t = 25s$ it is $\bar{v} = 20m/s$.
- 3) From $t = t_2 = 25s$ to $t = t_3 = 30s$: a disturbance acts to the acceleration of the first vehicle $i = 0$. At t_2 a positive pulse of amplitude $4m/s^2$ and length $5s$ is considered, The vehicle succeeds to properly counteract to it, but the control input of $i = 0$ being saturated there is not the possibility to return to the desired speed. Since the disturbance is an external input, it is not communicated to the follower and could propagate along the platoon.
- 4) From $t = t_3 = 35s$ to $t = t_4 = 60s$: the leader tracks a variable speed reference while being subject to a sinusoidal disturbance acting on its acceleration. The disturbance has an amplitude of $2m/s$ and a frequency of $1rad/s$. From $t = 35s$ to $t = 45s$ the desired speed is $\bar{v} = 14m/s$, while from $t = 45s$ to $t = 60s$ it is $\bar{v} = 25m/s$.

A. Control strategy for constant spacing policy

Figures 2, 3 and 4 show, respectively, the inter-vehicular distance, speed and acceleration profiles for each vehicle of the platoon when the control input (62) is implemented.

In the first phase, the vehicles are shown to converge to the desired speed and the desired distance in short time. In the second phase the vehicles succeed to track the variable speed profile and to remain at the desired distance (interval $[t_1, t_2]$). No oscillations are shown by the proposed control law, even if the desired speed profile has high steps. In this situation, no disturbances act on the first vehicle $i = 0$, and then there is no error propagation in the information shared in each leader-follower pair. In the third phase, the controller of $i = 1$ does not know the correct value of u_0 . Since no macroscopic information is available to it, it does not succeed to perfectly track the desired distance when a positive disturbance act on the leader acceleration in $[t_2, t_3]$ (see Figure 2). Moreover, vehicle $i = 2$ does not have enough information and can only counteract to the disturbance acting similarly to vehicle $i = 1$. However, vehicle $i = 1$ converges to the same speed of $i = 0$ after a small transient of three seconds (see Figure 3). Finally, at $t = 30s$ the disturbance is not active anymore and the leader can restore its desired speed. Also, $i = 1$ receives correct information about its leader acceleration and is able to return to the ideal distance. The dynamical evolution of the remaining vehicles in the platoon during the generated transients after t_2 and t_3 catches the contribution of the macroscopic information. To this purpose, let us consider the speed dynamics of the last vehicle in Figure 3. Due to the macroscopic information, it is possible to remark an anticipatory behavior resulting in a higher speed during the

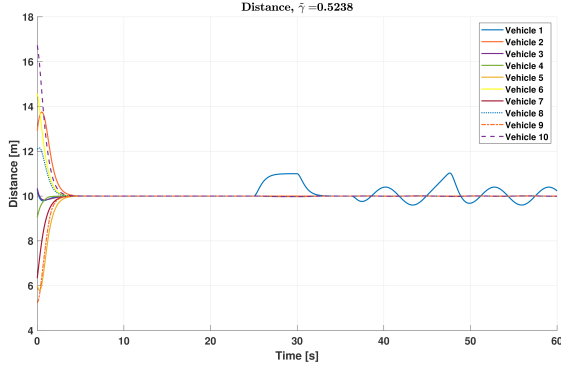


Fig. 2. Control strategy for constant spacing policy: Distances.

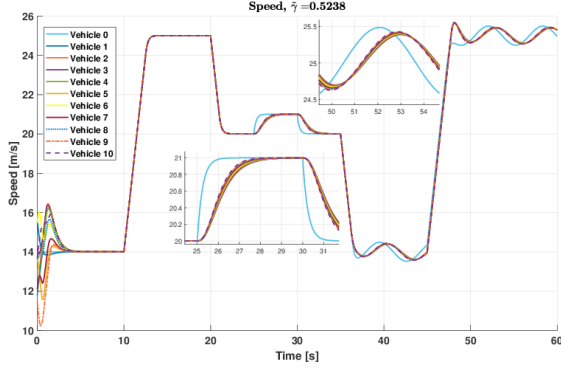


Fig. 3. Control strategy for constant spacing policy: Speeds.

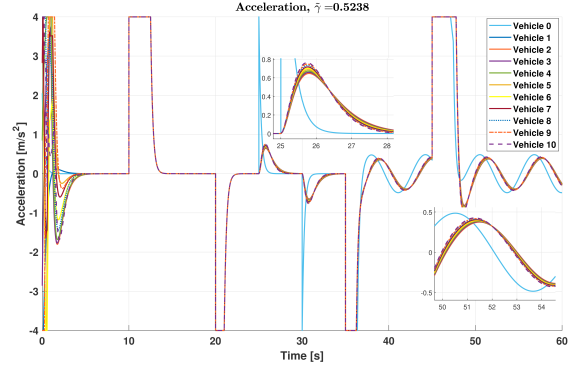


Fig. 4. Control strategy for constant spacing policy: Accelerations.

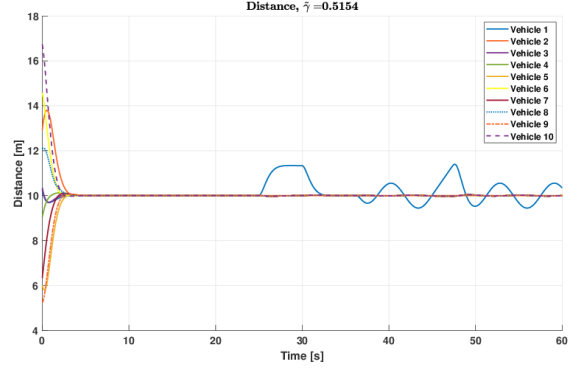


Fig. 5. Control strategy for variable spacing policy: Distances.

transient interval with respect to the leading vehicles. In this increasing speed phase, the vehicles along the platoon balance the propagating error by anticipating their acceleration action. This means, for the last vehicle, to converge more rapidly to the speed of the first vehicle, without showing overshoot due to the error amplification. Indeed, in the time interval $[29, 30]$ we can observe that all the vehicles converge to the speed of the first vehicle. In Figure 4 it is possible to recognize the last vehicle response with respect to the accelerations of its leading vehicles. In the fourth phase, vehicle $i = 0$ successfully tracks its time-varying reference, although being subject to a sinusoidal disturbance that does not allow to reach a constant speed in steady state (see Figures 3 and 4). As for the pulse disturbance in the third phase, vehicle $i = 1$ is not able to counteract properly to vehicle $i = 0$ since it is not receiving the correct value of u_0 . This reflects on an improper distance profile in Figure 2. The accumulation of information along the platoon let the following vehicles to have the same anticipatory behavior as before. This time, it leads to a bounded amplification of the oscillations through the platoon, showing a worst response of the system to the sinusoidal disturbance case.

B. Control strategy for variable spacing policy

Figures 5, 6 and 7 show the platoon dynamical evolution when the control input (72) is implemented. We consider $a = 0$ in system (70). The simulation time is split in the same 4 phases of the constant spacing policy case.

The vehicles are shown to converge to the desired speed and the desired distance in short time in the first simulation phase. Also, during the second phase the vehicles succeed to track the variable speed profile and to remain at the desired distance. In the third phase, we remark in Figure 6 an anticipatory behaviour due to the macroscopic information, resulting in a higher speed of the followers between $t = 25s$ and $t = 26s$ with respect to the leading vehicles. Consequently, the vehicles along the platoon scale the intensification of their accelerations and speeds. Moreover, the same anticipatory behavior is shown when the leading vehicles converge to the same speed. Here, the decreasing of the vehicles' speed along the platoon scales with respect to their position along the platoon, resulting more stressed in the last vehicles (see between $t = 26s$ and $t = 28s$). The same anticipatory behaviour is shown in Figure 7 with respect to the accelerations of the leading vehicles. In the fourth phase, the platoon shows an improved response to the sinusoidal disturbance acting on the leader. As shown in Figures 6 and 7, speeds and accelerations profiles of the last vehicle are considerably attenuated with respect to the preceding vehicles. When the number of vehicles N in the platoon increases, the attenuation leads to a constant speed and distance for the N vehicle and its followers. Moreover, comparing the same dynamics with respect to the constant spacing case in Figures 3 and 4, the variable spacing policy shows a remarkably better response due to its characteristics.

The proposed control laws in (62) and (72) manage to safely control a platoon of vehicles and exploit the information resulting from the macroscopic variable. The control inputs

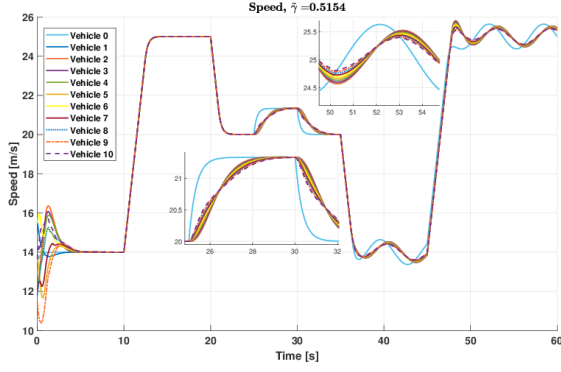


Fig. 6. Control strategy for variable spacing policy: Speeds.

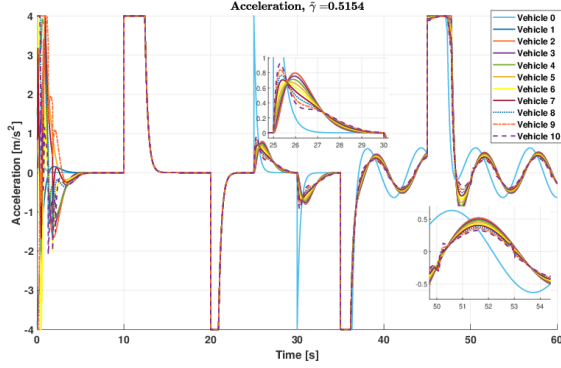


Fig. 7. Control strategy for variable spacing policy: Accelerations.

provide transient harmonization on the whole traffic throughput while ensuring string stability. The dynamical evolution shows a reduction of the oscillations propagation along the platoon, in the nominal case as well as in the presence of an active external disturbance, in both cases of constant and variable spacing policies. The utilization of variables that aggregate macroscopic information proves to be a powerful tool. In particular, it empowers the constant spacing policy with the string stability property without the knowledge of specific data, such as the information about the platoon leader vehicle. Indeed, for a constant spacing policy that does not make use of any aggregate information, it is necessary to share both platoon leader velocity and acceleration to ensure string stability, see e.g. [28]. Moreover, contrary to classical results as in [24], the time-varying spacing policy depending on macroscopic information may increase the traffic throughput, since it modifies only the transients and consequently allows a reduction in the steady-state inter-vehicular distance with no dependence on the velocity profile.

Future work will focus on reducing the amount of information exchanged to propagate macroscopic quantities, by

TABLE I
THE CONTROL PARAMETERS: CONSTANT SPACING POLICY.

| Parameter | Value | Parameter | Value | Parameter | Value |
|---------------------|-------|---------------------|-------|------------------|-------|
| $K_{\Delta p}$ | 1 | $K_{\Delta v}$ | 2 | Υ | 0.9 |
| λ | 1.5 | a | 0.5 | b | 0.5 |
| $\gamma_{\Delta p}$ | 0.5 | $\gamma_{\Delta v}$ | 0.5 | $\tilde{\gamma}$ | 0.52 |

TABLE II
THE CONTROL PARAMETERS: VARIABLE SPACING POLICY.

| Parameter | Value | Parameter | Value | Parameter | Value |
|------------------------|-------|---------------------|-------|------------------|-------|
| $K_{\Delta p}$ | 1 | $K_{\Delta v}$ | 2 | Υ | 0.9 |
| λ_1, λ_2 | 2.5 | a | 0 | b | 0.9 |
| $\gamma_{\Delta p}$ | 0.5 | $\gamma_{\Delta v}$ | 0.5 | $\tilde{\gamma}$ | 0.51 |

investigating V2I frameworks with aggregate and recursive variables. Moreover, the combination of estimation techniques for the macroscopic quantities with the developed control framework will be investigated.

VII. CONCLUSION

This paper describes the capability to consider macroscopic variables for improving String Stability performance of a platoon of CACC autonomous vehicles. As the variance of microscopic quantities is related to the macroscopic density, the proposed stability analysis open to the possibility to properly control a platoon by propagating macroscopic density information. The general result is introduced, and two control laws with different spacing policies based on information obtained by V2V communication have been proposed. The improvements resulting from the consideration of macroscopic information are shown by simulation results. The proposed mesoscopic control laws result to produce an anticipatory behaviour, which provides a better transient harmonization.

Future works will focus on the possibility to consider only V2I communications for macroscopic quantities sharing, and on the capability to extend the proposed framework in a mixed traffic situation with non-communicating vehicles.

REFERENCES

- [1] S. Feng, Y. Zhang, S. E. Li, Z. Cao, H. X. Liu, and L. Li, "String stability for vehicular platoon control: Definitions and analysis methods," *Annual Reviews in Control*, vol. 47, pp. 81–97, March 2019.
- [2] M. L. Delle Monache, J. Sprinkle, R. Vasudevan, and D. Work, "Autonomous vehicles: From vehicular control to traffic control," in *2019 IEEE 58th Conference on Decision and Control (CDC)*, pp. 4680–4696, 2019.
- [3] R. E. Stern, S. Cui, M. L. Delle Monache, R. Bhadani, M. Bunting, M. Churchill, N. Hamilton, R. Haulcy, H. Pohlmann, F. Wu, B. Piccoli, B. Seibold, J. Sprinkle, and D. B. Work, "Dissipation of stop-and-go waves via control of autonomous vehicles: Field experiments," *Transportation Research Part C: Emerging Technologies*, vol. 89, pp. 205 – 221, 2018.
- [4] P. Caravani, E. De Santis, F. Graziosi, and E. Panizzi, "Communication control and driving assistance to a platoon of vehicles in heavy traffic and scarce visibility," *Intelligent Transportation Systems, IEEE Transactions on*, vol. 7, pp. 448–460, Dec 2006.
- [5] D. Swaroop and J. K. Hedrick, "String stability of interconnected systems," *IEEE Transactions on Automatic Control*, vol. 41, pp. 349–357, Mar 1996.

- [6] P. Ioannou and C. Chien, "Autonomous intelligent cruise control," *Vehicular Technology, IEEE Transactions on*, vol. 42, pp. 657–672, Nov 1993.
- [7] T. Nagatani, "Traffic jams induced by fluctuation of a leading car," *Phys. Rev. E*, vol. 61, pp. 3534–3540, Apr 2000.
- [8] B. Besselink and K. H. Johansson, "String stability and a delay-based spacing policy for vehicle platoons subject to disturbances," *IEEE Transactions on Automatic Control*, vol. 62, pp. 4376–4391, March 2017.
- [9] E. Uhlemann, "The US and Europe Advances V2V Deployment [Connected Vehicles]," *IEEE Vehicular Technology Magazine*, vol. 12, pp. 18–22, June 2017.
- [10] C.-C. Chien, Y. Zhang, and P. A. Ioannou, "Traffic density control for automated highway systems," *Automatica*, vol. 33, no. 7, pp. 1273 – 1285, 1997.
- [11] K. Li and P. Ioannou, "Modeling of traffic flow of automated vehicles," *IEEE Trans. Intell. Transport. Syst.*, vol. 5, no. 2, pp. 99–113, 2004.
- [12] M. Treiber and A. Kesting, *Traffic flows dynamics*. Springer, 2013.
- [13] Z. He, L. Zheng, L. Song, and N. Zhu, "A jam-absorption driving strategy for mitigating traffic oscillations," *IEEE Transactions on Intelligent Transportation Systems*, vol. 18, pp. 802–813, April 2017.
- [14] G. Piacentini, M. Čičić, A. Ferrara, and K. H. Johansson, "VACS equipped vehicles for congestion dissipation in multi-class CTM framework," in *2019 18th European Control Conference (ECC)*, pp. 2203–2208, June 2019.
- [15] C. Pasquale, S. Saccone, S. Siri, and A. Ferrara, "A new Micro-Macro METANET model for platoon control in freeway traffic networks," in *2018 21st International Conference on Intelligent Transportation Systems (ITSC)*, pp. 1481–1486, Nov 2018.
- [16] A. Jamshidnejad, I. Papamichail, M. Papageorgiou, and B. De Schutter, "A mesoscopic integrated urban traffic flow-emission model," *Transportation Research Part C: Emerging Technologies*, vol. 75, pp. 45 – 83, 2017.
- [17] E. D. Sontag, "Smooth stabilization implies coprime factorization," *IEEE Transactions on Automatic Control*, vol. 34, pp. 435–443, April 1989.
- [18] E. D. Sontag, *Input to State Stability: Basic Concepts and Results*, pp. 163–220. Berlin, Heidelberg: Springer Berlin Heidelberg, 2008.
- [19] D. Swaroop, J. Hedrick, C. C. Chien, and P. Ioannou, "A comparison of spacing and headway control laws for automatically controlled vehicles," *Vehicle System Dynamics*, vol. 23, no. 1, pp. 597–625, 1994.
- [20] M. Mirabilio, A. Iovine, E. De Santis, M. D. Di Benedetto, and G. Pola, "On the utilization of Macroscopic Information for String Stability of a Vehicular Platoon - Extended Version," *submitted*. URL: <https://arxiv.org/abs/2003.12523>.
- [21] H. K. Khalil, *Nonlinear systems*. Prentice Hall, 2002.
- [22] J. Tian, H. Zhang, M. Treiber, R. Jiang, Z.-Y. Gao, and B. Jia, "On the role of speed adaptation and spacing indifference in traffic instability: Evidence from car-following experiments and its stochastic model," *Transportation Research Part B: Methodological*, vol. 129, pp. 334 – 350, 2019.
- [23] L. Xiao and F. Gao, "Practical string stability of platoon of adaptive cruise control vehicles," *Intelligent Transportation Systems, IEEE Transactions on*, vol. 12, pp. 1184–1194, Dec 2011.
- [24] J. Ploeg, N. van de Wouw, and H. Nijmeijer, " \mathcal{L}_p string stability of cascaded systems application to vehicle platooning," *IEEE Transactions on Control Systems Technology*, vol. 22, pp. 786–793, March 2014.
- [25] Y. Zheng, S. Ebel Li, K. Li, F. Borrelli, and J. Hedrick, "Distributed model predictive control for heterogeneous vehicle platoons under unidirectional topologies," *IEEE Transactions on Control Systems Technology*, vol. 25, pp. 899–910, May 2017.
- [26] Y. Zheng, S. Eben Li, J. Wang, L. Wang, and K. Li, "Influence of information flow topology on closed-loop stability of vehicle platoon with rigid formation," in *17th International IEEE Conference on Intelligent Transportation Systems (ITSC)*, October 2014.
- [27] D. Swaroop and J. Hedrick, "Constant spacing strategies for platooning in automated highway systems," *Journal of Dynamic Systems Measurement and Control*, vol. 121, September 1999.
- [28] P. Seiler, A. Pant, and K. Hedrick, "Disturbance propagation in vehicle strings," *IEEE Transactions on Automatic Control*, vol. 49, pp. 1835–1842, Oct 2004.
- [29] D. Yanakiev and I. Kanellakopoulos, "Variable time headway for string stability of automated heavy-duty vehicles," in *34th IEEE Conference on Decision and Control*, (New Orleans, LA), December 1995.
- [30] J. Zhang and P. Ioannou, "Adaptive vehicle following control system with variable time headways," in *44th IEEE Conference on Decision and Control*, (Seville, Spain), December 2005.
- [31] A. Iovine, F. Valentini, E. De Santis, M. D. Di Benedetto, and M. Pratesi, "Safe human-inspired mesoscopic hybrid automaton for autonomous vehicles," *Nonlinear Analysis: Hybrid Systems*, vol. 25, pp. 192 – 210, 2017.

APPENDIX

A. Proof of Lemma 1

Proof. Let us prove the property in (54). It results:

$$\begin{aligned}
a\psi_{\Delta p}^i + b\psi_{\Delta v}^i &\leq a|\psi_{\Delta p}^i| + b|\psi_{\Delta v}^i| \\
&\leq ac_{\Delta p} \max_{j=0,\dots,i} |\Delta \tilde{p}_j| + bc_{\Delta v} \max_{j=0,\dots,i} |\Delta v_j| \\
&\leq ac_{\Delta p} \max_{j=0,\dots,i} |\tilde{\chi}_j| + bc_{\Delta v} \max_{j=0,\dots,i} |\tilde{\chi}_j| \\
&\leq (ac_{\Delta p} + bc_{\Delta v}) \max_{j=0,\dots,i} |\tilde{\chi}_j|
\end{aligned} \tag{77}$$

where $c_\chi = ac_{\Delta p} + bc_{\Delta v}$.

The inequality in (56) can be proved using similar arguments:

$$\begin{aligned}
a\psi_{\Delta p}^i + b\psi_{\Delta v}^i &\leq a|\psi_{\Delta p}^i| + b|\psi_{\Delta v}^i| \\
&\leq a \sum_{j=0}^i k_{ij}^{\Delta p} |\Delta \tilde{p}_j| + b \sum_{j=0}^i k_{ij}^{\Delta v} |\Delta v_j| \\
&\leq \sum_{j=0}^i \left| \begin{bmatrix} ak_{ij}^{\Delta p} & 0 & 0 \\ 0 & bk_{ij}^{\Delta v} & 0 \\ 0 & 0 & 0 \end{bmatrix} \tilde{\chi}_j \right|_1 \leq \sum_{j=0}^i k_{ij}^\chi |\tilde{\chi}_j|
\end{aligned} \tag{78}$$

where $k_{ij}^\chi = \sqrt{2+r} \max\{ak_{ij}^{\Delta p}, bk_{ij}^{\Delta v}\}$. \square

B. Proof of Lemma 2

Proof. Because of the similarity of conditions in (60), we prove only the inequality w.r.t. Δp . First we recall the following variance property: let $l \in \{1, \dots, m\}$ and $y_l \in \mathbb{R}$, $|y_l| < \infty \forall l$. The variance σ_y^2 with respect to the set of values y_l is such that

$$\sigma_y^2 \leq \frac{1}{4} (\max_l y_l - \min_l y_l)^2. \tag{79}$$

Then, for the macroscopic function $\psi_{\Delta p}^i$ the following inequality is proved:

$$\begin{aligned}
|\psi_{\Delta p}^i| &\leq \gamma_{\Delta p} \sqrt{\sigma_{\Delta p,i}^2} \\
&\leq \frac{1}{2} \gamma_{\Delta p} \max_{j=0,\dots,i} \Delta \tilde{p}_i - \min_{j=0,\dots,i} \Delta \tilde{p}_i \\
&\leq \gamma_{\Delta p} \max_{j=0,\dots,i} |\Delta \tilde{p}_i|.
\end{aligned} \tag{80}$$

It follows that $|\psi_{\Delta v}^i| \leq \gamma_{\Delta v} \max_{j=0,\dots,i} |\Delta v_j|$. Moreover,

$$\begin{aligned}
|\psi_{\Delta p}^i| &\leq \gamma_{\Delta p} \sqrt{\sigma_{\Delta p,i}^2} \\
&= \gamma_{\Delta p} \left(\frac{1}{i+1} \sum_{j=0}^i \Delta \tilde{p}_j^2 - \frac{1}{(i+1)^2} \left(\sum_{j=0}^i \Delta \tilde{p}_j \right)^2 \right)^{\frac{1}{2}} \\
&\leq \gamma_{\Delta p} \frac{1}{\sqrt{i+1}} \left(\sum_{j=0}^i \Delta \tilde{p}_j^2 \right)^{\frac{1}{2}} \\
&\leq \gamma_{\Delta p} \frac{1}{\sqrt{i+1}} \sum_{j=0}^i |\Delta \tilde{p}_j|
\end{aligned} \tag{81}$$

where we have used the inequality $|x|_2 \leq |x|_1$. In the same way we can prove that

$$|\psi_{\Delta v}^i| \leq \gamma_{\Delta v} \frac{1}{\sqrt{i+1}} \sum_{j=0}^i |\Delta v_j| \tag{82}$$

\square

C. Proof of Theorem 2

Proof. In the first part of the proof we show that the origin of each isolated subsystem (i.e. $g_{cl,i} = 0, \forall i$) is exponentially stable. Let us consider the candidate Lyapunov function $W_i^{cp} = W^{cp}(\tilde{\chi}_i)$ for the i -th dynamical system $\tilde{\chi}_i, i \in \mathcal{I}_N^0$, as:

$$\begin{aligned}
W^{cp}(\tilde{\chi}_i) &= \frac{1}{2} (\Delta p_i + \Delta \bar{p})^2 + \frac{1}{2} (\Delta v_i + K_{\Delta p}^{cp} (\Delta p_i + \Delta \bar{p}))^2 \\
&\quad + \frac{1}{2} \rho_{i-1}^2
\end{aligned} \tag{83}$$

$$= \frac{1}{2} \tilde{\chi}_i^T \underbrace{\begin{bmatrix} 1 + (K_{\Delta p}^{cp})^2 & 2K_{\Delta p}^{cp} & 0 \\ 0 & 1 & 0 \\ 0 & 0 & 1 \end{bmatrix}}_{P^{cp}} \tilde{\chi}_i \tag{84}$$

Function W_i^{cp} satisfies the inequalities

$$\underline{\alpha}^{cp} |\tilde{\chi}_i|^2 \leq W_i^{cp} \leq \bar{\alpha}^{cp} |\tilde{\chi}_i|^2, \tag{85}$$

where, by defining with $\lambda_{\min}(\cdot)$ and $\lambda_{\max}(\cdot)$ the minimum and maximum eigenvalues of a matrix, we obtain

$$\underline{\alpha}^{cp} = \frac{1}{2} \lambda_{\min}(P^{cp}) = \frac{1}{2}, \tag{86}$$

$$\bar{\alpha}^{cp} = \frac{1}{2} \lambda_{\max}(P^{cp}) = \frac{1}{2} (1 + (K_{\Delta p}^{cp})^2). \tag{87}$$

The time derivative of W_i^{cp} in (83) is:

$$\begin{aligned}
\dot{W}_i^{cp} &= -K_{\Delta p}^{cp} (\Delta p_i + \Delta \bar{p})^2 - K_{\Delta v}^{cp} [\Delta v_i + K_{\Delta p}^{cp} (\Delta p_i + \Delta \bar{p})]^2 \\
&\quad - \lambda \rho_{i-1}^2 - \rho_{i-1} [\Delta v_i + K_{\Delta p}^{cp} (\Delta p_i + \Delta \bar{p})] \\
&= -\tilde{\chi}_i^T \underbrace{\begin{bmatrix} p & 2K_{\Delta v}^{cp} K_{\Delta p}^{cp} & K_{\Delta p}^{cp} \\ 0 & K_{\Delta v}^{cp} & 1 \\ 0 & 0 & \lambda \end{bmatrix}}_{Q^{cp}} \tilde{\chi}_i \\
&\leq -\alpha^{cp} |\tilde{\chi}_i|^2
\end{aligned} \tag{88}$$

where $p = K_{\Delta p}^{cp} (1 + K_{\Delta v}^{cp} K_{\Delta p}^{cp})$ and

$$\alpha^{cp} = \lambda_{\min}(Q^{cp}) = \min \left\{ K_{\Delta v}^{cp}, K_{\Delta p}^{cp} (1 + K_{\Delta v}^{cp} K_{\Delta p}^{cp}), \lambda \right\}. \tag{89}$$

Since $\alpha^{cp} > 0$ for hypothesis, then W_i^{cp} is a Lyapunov function for the i -th isolated subsystem and the exponential stability is proven (see [21, Theorem 4.10]).

We go on by proving the ISS property in (68). As before, let us consider the function W_i^{cp} for the i -th system and its time

derivative \dot{W}_i^{cp} . In this case, we consider an interconnection term $g_{cl,i} \neq 0$. The following inequality is satisfied:

$$\begin{aligned} \dot{W}_i^{cp} &= -K_{\Delta p}^{cp}(\Delta p_i + \Delta \bar{p})^2 - K_{\Delta v}^{cp}(\Delta v_i \\ &\quad + K_{\Delta p}^{cp}(\Delta p_i + \Delta \bar{p}))^2 - \lambda \rho_{i-1}^2 \\ &\quad - \rho_{i-1}(\Delta v_i + K_{\Delta p}^{cp}(\Delta p_i + \Delta \bar{p}) \\ &\quad + a\psi_{\Delta p}^{i-1} + b\psi_{\Delta v}^{i-1}) \\ &\leq -\alpha^{cp}|\tilde{\chi}_i|^2 + |\rho_{i-1}|(a|\psi_{\Delta p}^{i-1}| + b|\psi_{\Delta v}^{i-1}|). \end{aligned} \quad (90)$$

Define

$$d = a\gamma_{\Delta p} + b\gamma_{\Delta v} > 0, \quad \Upsilon^{cp} \in (0, 1). \quad (91)$$

By Lemmas 1 and 2, it results

$$|g_{cl,i}| \leq \max_{j=0,\dots,i-1} |\tilde{\chi}_j|, \quad |g_{cl,i}| \leq \sum_{j=0}^i k_{ij} |\tilde{\chi}_j|. \quad (92)$$

Then,

$$\begin{aligned} \dot{W}_i &\leq -\alpha^{cp}|\tilde{\chi}_i|^2 + d|\tilde{\chi}_i| \max_{j=0,\dots,i-1} |\tilde{\chi}_j| + \alpha^{cp}\Upsilon^{cp} - \alpha^{cp}\Upsilon^{cp} \\ &\leq -(1 - \Upsilon^{cp})\alpha^{cp}|\tilde{\chi}_i|^2, \quad \forall |\tilde{\chi}_i| \geq \frac{d}{\alpha^{cp}\Upsilon^{cp}} \max_{j=0,\dots,i-1} |\tilde{\chi}_j|. \end{aligned} \quad (93)$$

The condition in (93) satisfies the ISS requirements. Consequently, the inequality in (68) is verified according to [21, Theorem 4.19]. Moreover,

$$\gamma^{cp}(s) = \tilde{\gamma}^{cp}s \quad \forall s \geq 0, \quad \tilde{\gamma}^{cp} = \sqrt{\frac{\bar{\alpha}^{cp}}{\alpha^{cp}}} \frac{d}{\alpha^{cp}\Upsilon^{cp}} > 0. \quad (94)$$

Since the parameters $a, b \leq 0$ in the dynamics of ρ_i in (21) can be arbitrarily selected, the constant d defined in (91) can be chosen such that $\tilde{\gamma}^{cp}$ in (94) belongs to $(0, 1)$.

On the basis of Theorem 1, Asymptotic String Stability of the platoon can be obtained by using an appropriately chosen function describing macroscopic information. \square

D. Proof of Theorem 3

Proof. In the first part of the proof we focus on showing that the origin of each isolated subsystem (i.e. $g_{cl,i} = 0, \forall i$) is exponentially stable. Let us consider the candidate Lyapunov function $W_i^{vp} = W^{vp}(\tilde{\chi}_i)$ for the i -th dynamical system $\tilde{\chi}_i, i \in \mathcal{I}_N^0$, as:

$$\begin{aligned} W_i^{vp} &= \frac{1}{2}(\Delta p_i - \Delta p_i^r)^2 + \frac{1}{2}(\Delta v_i - \Delta v_i^{vp,r})^2 + \\ &\quad + \frac{1}{2}\rho_{1,i-1}^2 + \frac{1}{2}\rho_{2,i-1}^2 \\ &= \frac{1}{2}\tilde{\chi}_i^T \underbrace{\begin{bmatrix} 1 + (K_{\Delta p}^{vp})^2 & p_1 & p_2 & p_1 \\ 0 & 1 & p_3 & 2 \\ 0 & 0 & 2 + (\lambda_1 - K_{\Delta p}^{vp})^2 & p_3 \\ 0 & 0 & 0 & 2 \end{bmatrix}}_{P^{vp}} \tilde{\chi}_i \end{aligned} \quad (95)$$

where $p_1 = 2K_{\Delta p}^{vp}$, $p_2 = 2(1 + (K_{\Delta p}^{vp})^2 - \lambda_1 K_{\Delta p}^{vp})$, $p_3 = 2(K_{\Delta p}^{vp} - \lambda_1)$. Function W_i^{vp} satisfies the inequalities

$$\underline{\alpha}^{vp}|\tilde{\chi}_i|^2 \leq W_i^{vp} \leq \bar{\alpha}^{vp}|\tilde{\chi}_i|^2 \quad (96)$$

$$\underline{\alpha}^{vp} = \frac{1}{2}\lambda_{\min}(P^{vp}) = \frac{1}{2}, \quad (97)$$

$$\begin{aligned} \bar{\alpha}^{vp} &= \frac{1}{2}\lambda_{\max}(P^{vp}) \\ &= \frac{1}{2} \max \left\{ 1 + (K_{\Delta p}^{vp})^2, 2 + (\lambda_1 - K_{\Delta p}^{vp})^2 \right\}, \end{aligned} \quad (98)$$

The time derivative of W_i^{vp} in (95) is:

$$\begin{aligned} \dot{W}_i^{vp} &= -K_{\Delta p}^{vp}(\Delta p_i - \Delta p_i^r)^2 - K_{\Delta v}^{vp}(\Delta v_i - \Delta v_i^{vp,r})^2 + \\ &\quad - \lambda_1 \rho_{1,i-1}^2 - \lambda_2 \rho_{2,i-1}^2 + \rho_{1,i-1}\rho_{2,i-1} \\ &= -\tilde{\chi}_i^T \underbrace{\begin{bmatrix} q_1 & 2K_{\Delta p}^{vp}K_{\Delta v}^{vp} & q_2 & 2K_{\Delta p}^{vp}K_{\Delta v}^{vp} \\ 0 & K_{\Delta v}^{vp} & q_3 & 2K_{\Delta v}^{vp} \\ 0 & 0 & q_4 & q_5 \\ 0 & 0 & 0 & \lambda_2 + K_{\Delta v}^{vp} \end{bmatrix}}_{Q^{vp}} \tilde{\chi}_i \\ &\leq -\alpha^{vp}|\tilde{\chi}_i|^2 \end{aligned} \quad (99)$$

with $q_1 = K_{\Delta p}^{vp}(1 + K_{\Delta p}^{vp}K_{\Delta v}^{vp})$, $q_2 = 2K_{\Delta p}^{vp}(1 + K_{\Delta v}^{vp}(K_{\Delta p}^{vp} - \lambda_1))$, $q_3 = 2K_{\Delta v}^{vp}(K_{\Delta p}^{vp} - \lambda_1)$, $q_4 = K_{\Delta p}^{vp} + \lambda_1 + K_{\Delta v}^{vp}(\lambda_1 - K_{\Delta p}^{vp})^2$, $q_5 = 1 - 2K_{\Delta v}^{vp}(K_{\Delta p}^{vp} - \lambda_1)$, and

$$\alpha^{vp} = \lambda_{\min}(Q^{vp}) = \min \{q_1, K_{\Delta v}^{vp}, q_4, \lambda_2 + K_{\Delta v}^{vp}\}. \quad (100)$$

Since $\alpha^{vp} > 0$, then W_i^{vp} is a Lyapunov function for the i -th isolated subsystem and exponential stability is proven (see [21, Theorem 4.10]).

We move on to prove the ISS property in (76). Let us consider the function W_i^{vp} for the i -th system and its time derivative \dot{W}_i^{vp} . In this case, we consider an interconnection term $g_{cl,i} \neq 0$. The following inequality is satisfied:

$$\begin{aligned} \dot{W}_i^{vp} &= -K_{\Delta p}^{vp}(\Delta p_i - \Delta p_i^r)^2 - K_{\Delta v}^{vp}(\Delta v_i - \Delta v_i^{vp,r})^2 + \\ &\quad - \lambda_1 \rho_{1,i-1}^2 - \lambda_2 \rho_{2,i-1}^2 + \rho_{1,i-1}\rho_{2,i-1} + \rho_{2,i-1}(a\psi_{\Delta p}^{i-1} + b\psi_{\Delta v}^{i-1}) \\ &\leq -\alpha^{vp}|\tilde{\chi}_i|^2 + |\tilde{\chi}_i|(a|\psi_{\Delta p}^{i-1}| + b|\psi_{\Delta v}^{i-1}|). \end{aligned} \quad (101)$$

Define d as in (91) and $\Upsilon^{vp} \in (0, 1)$. By Lemmas 1 and 2:

$$\begin{aligned} \dot{W}_i &\leq -\alpha^{vp}|\tilde{\chi}_i|^2 + d|\tilde{\chi}_i| \max_{j=0,\dots,i-1} |\tilde{\chi}_j| + \alpha^{vp}\Upsilon^{vp} - \alpha^{vp}\Upsilon^{vp} \\ &\leq -(1 - \Upsilon^{vp})\alpha^{vp}|\tilde{\chi}_i|^2, \quad \forall |\tilde{\chi}_i| \geq \frac{d}{\alpha^{vp}\Upsilon^{vp}} \max_{j=0,\dots,i-1} |\tilde{\chi}_j|. \end{aligned} \quad (102)$$

The condition in (102) satisfies the ISS requirements. Consequently, the inequality in (76) is verified according to [21, Theorem 4.19]. Moreover,

$$\gamma^{vp}(s) = \tilde{\gamma}^{vp}s \quad \forall s \geq 0, \quad \tilde{\gamma}^{vp} = \sqrt{\frac{\bar{\alpha}^{vp}}{\alpha^{vp}}} \frac{d}{\alpha^{vp}\Upsilon^{vp}} > 0. \quad (103)$$

Since the parameters $a, b \geq 0$ in the dynamics of ρ_i in (21) can be arbitrarily selected, the constant d defined in (91) can be chosen such that $\tilde{\gamma}^{vp}$ in (103) belongs to $(0, 1)$.

On the basis of Theorem 1, Asymptotic String Stability of the platoon can be obtained by using an appropriately chosen function describing macroscopic information. \square