
Mixup Training as the Complexity Reduction

Masanari Kimura
 Ridge-i Inc.
 mkimura@ridge-i.com

Abstract

Machine learning has achieved remarkable results in recent years due to the increase in the number of data and the development of computational resources. However, despite such excellent performance, machine learning models often suffer from the problem of over-fitting. Many data augmentation methods have been proposed to tackle such a problem, and one of them is called Mixup. Mixup is a recently proposed regularization procedure, which linearly interpolates a random pair of training examples. This regularization method works very well experimentally, but its theoretical guarantee is not fully discussed. In this study, we aim to find out why Mixup works well from the aspect of computational learning theory. In addition, we reveal how the effect of Mixup changes in each situation. Furthermore, we also investigated the effects of changes in the Mixup’s parameter. This contributes to the search for the optimal parameters and to estimate the effects of the parameters currently used. The results of this study provide a theoretical clarification of when and how effective regularization by Mixup is.

1 Introduction

Machine learning has achieved remarkable results in recent years due to the increase in the number of data and the development of computational resources. However, despite such excellent performance, machine learning models often suffer from the problem of over-fitting. In recent years, a concept called Mixup ([22]) or BC-Learning ([17]) has attracted attention as one of the powerful regularization methods for machine learning models. The main idea of these regularization methods is to prepare $(\tilde{x}_{ij}, \tilde{y}_{ij}) = (\lambda x_i + (1 - \lambda)x_j, \lambda y_i + (1 - \lambda)y_j)$ mixed with random pairs (x_i, x_j) of input vectors and their corresponding labels (y_i, y_j) and use them as training data. This regularization method is very powerful and has been applied in various fields such as image recognition ([16, 9]) or speech recognition ([13, 20]). Despite these strong experimental results, there is not enough discussion about why this method works well.

In this paper, we give theoretical guarantees for regularization by Mixup and reveal how the effect of regularization changes in each setting. Our main idea is that there must be some different quantities before and after the regularization. We focus on the Rademacher complexity, a measure of model richness, as such a quantity. In other words, the model’s complexity should change with the Mixup regularization, and by observing how these changes, we can theoretically clarify the effects of Mixup. Furthermore, we also investigated the effects of changes in the Mixup’s parameter λ . This contributes to the search for the optimal parameters and to estimate the effects of the parameters currently used.

To summarize our results, Mixup regularization leads to the following effects:

- For linear classifiers, the effect of regularization is higher when the sample size is small, and the sample standard deviation is large.
- For neural networks, the effect of regularization is higher when the number of samples is small, and the training dataset contains outliers.

- When the parameter λ is close to 0 or 1, Mixup can reduce the variance of the estimator, but this will be affected by bias.
- When the parameter λ has near the optimal value, Mixup can reduce both the bias and variance of the estimator.

Particularly, while neural networks have vibrant representational power due to their ability to approximate complex functions, they are prone to over-fitting into training samples ([11, 4]). In other words, it approximates a function that fits well for unusual samples that occur accidentally in the training sample B . Many data augmentation methods, including Mixup, have been proposed to tackle this problem ([19, 23, 1]). However, most of the methods for such data augmentation are heuristics, and theoretical discussions are insufficient. We believe that the theoretical verification of such a powerful regularization method, which has been regarded as a black-box, will lead to further applications and development of the method.

2 Related Works

2.1 Mixup Variants

Mixup is originally proposed by Xu et al. [20]. The main idea of these regularization methods is to prepare $(\tilde{x}_{ij}, \tilde{y}_{ij}) = (\lambda x_i + (1 - \lambda)x_j, \lambda y_i + (1 - \lambda)y_j)$ mixed with random pairs (x_i, x_j) of input vectors and their corresponding labels (y_i, y_j) and use them as training data, where $\lambda \sim \text{Beta}(\alpha, \alpha)$, for $\alpha \in (0, \infty)$.

Because of its power and ease of implementation, several variants have been studied. Verma et al. [18] proposed the Manifold Mixup, which is a method to mix up the output of an intermediate layer if neural networks (including the input layer) instead of the input data. Berthelot et al. [3] proposed MixMatch, a heuristic method that combines the ideas of Mixup and semi-supervised learning. There are several other variants, but many of them are heuristic methods and have insufficient theoretical explanations ([21, 12, 15]).

2.2 Rademacher Complexities Bounds

Rademacher complexity measures richness of a class of real-valued functions with respect to a probability distribution, and the relative generalization error bound using this is a very useful tool ([2, 7]).

In recent years, it has been applied not only to simple function classes but also to complex functions such as neural networks ([14, 6]). Such studies can be handy tools for investigating the learnability and convergence rates of machine learning models.

3 Notations and Preliminaries

We consider a binary classification problem in this paper. However, our analysis can easily be applied to a multi-class case.

Let \mathcal{X} be the input space, $\mathcal{Y} = \{-1, +1\}$ be the output space, and \mathcal{C} be a set of concepts we may wish to learn, called concept class. We assume that each input vector $x \in \mathbb{R}^d$ is of dimension d . We also assume that examples are independently and identically distributed (i.i.d) according to some fixed but unknown distribution D .

Then, the learning problem formulated as follows: we consider a fixed set of possible concepts H , called hypothesis set. We receives a sample $B = (x_1, \dots, x_n)$ drawn i.i.d. according to D as well as the labels $(c(x_1), \dots, c(x_n))$, which are based on a specific target concept $c \in \mathcal{C} : \mathcal{X} \mapsto \mathcal{Y}$. Our task is to use the labeled sample B to find a hypothesis $h_B \in H$ that has a small generalization error with respect to the concept c . The generalization error $\mathcal{R}(h)$ is defined as follows.

Definition 1. (Generalization error) Given a hypothesis $h \in H$, a target concept $c \in \mathcal{C}$, and unknown distribution D , the generalization error of h is defined by

$$\mathcal{R}(h) = \mathbb{E}_{x \sim D} \left[\mathbb{1}_{h(x) \neq c(x)} \right], \quad (1)$$

where $\mathbb{1}_\omega$ is the indicator function of the event ω .

The generalization error of a hypothesis h is not directly accessible since both the underlying distribution D and the target concept c are unknown. Then, we have to measure the empirical error of hypothesis h on the observable labeled sample B . The empirical error $\hat{\mathcal{R}}(h)$ is defined as follows.

Definition 2. (Empirical error) Given a hypothesis $h \in H$, a target concept $c \in \mathcal{C}$, and a sample $B = (\mathbf{x}_1, \dots, \mathbf{x}_n)$, the empirical error of h is defined by

$$\hat{\mathcal{R}}(h) = \frac{1}{n} \sum_{i=1}^n \mathbb{1}_{h(\mathbf{x}_i) \neq c(\mathbf{x}_i)}. \quad (2)$$

In learning problems, we are interested in how much difference there is between empirical and generalization errors. Therefore, in general, we consider the relative generalization error $\hat{\mathcal{R}}(h) - \mathcal{R}(h)$. The Rademacher complexity and the learning bound using it can be used to provide useful information about the relative generalization error.

Definition 3. (Empirical Rademacher complexity) Given a hypothesis set H and a sample $B = (\mathbf{x}_1, \dots, \mathbf{x}_n)$, the empirical Rademacher complexity of H is defined as:

$$\hat{\mathfrak{R}}_B(H) = \mathbb{E}_\sigma \left[\sup_{h \in H} \frac{1}{n} \sum_{i=1}^n \sigma_i h(\mathbf{x}_i) \right], \quad (3)$$

where $\sigma = (\sigma_1, \dots, \sigma_n)^T$ with Rademacher variables $\sigma_i \in \{-1, +1\}$ which are independent uniform random variables.

Definition 4. (Rademacher complexity) Let D denote the distribution according to which samples are drawn. For any sample size $n \geq 1$, the Rademacher complexity of H is the expectation of the empirical Rademacher complexity over all samples of size n drawn according to D :

$$\mathfrak{R}_n(H) = \mathbb{E}_{B \sim D^n} [\hat{\mathfrak{R}}_B(H)]. \quad (4)$$

Intuitively, this describes the richness of hypothesis class H .

The Rademacher complexity is a very useful tool for investigating hypothesis class H . By the following theorem, we can quantify the relative generalization error.

Theorem 1. Given a hypothesis $h \in H$ and the distribution D over the input space \mathcal{X} , we assume that $\hat{\mathfrak{R}}_B(H)$ is the empirical Rademacher complexity of the hypothesis class H . Then, for any $\delta > 0$, with probability at least $1 - \delta$ over a sample B of size n drawn according to D , each of the following holds for any $h \in H$:

$$\mathcal{R}(h) - \hat{\mathcal{R}}(h) \leq \hat{\mathfrak{R}}_n(H) + \sqrt{\frac{\log \frac{1}{\delta}}{2m}} \quad (5)$$

$$\mathcal{R}(h) - \hat{\mathcal{R}}(h) \leq \hat{\mathfrak{R}}_B(H) + 3\sqrt{\frac{\log \frac{2}{\delta}}{2m}}. \quad (6)$$

For a proof of this theorem, see Appendix A. This theorem provides a generalization bound based on the Rademacher complexity. We can see that this bound is data-dependent due to the empirical Rademacher complexity $\hat{\mathfrak{R}}_B(H)$ is a function of the specific sample B .

From the above discussion, we can see that if we can quantify the change of empirical Rademacher complexity before and after Mixup, we can evaluate the relative generalization error of the hypothesis class H . Our main idea is to clarify the effects of the Mixup regularization by examining how these Rademacher complexity changes before and after regularization. Note that we are not interested in the tightness of the bound, but only in the difference in the bound.

4 Complexity Reduction of Linear Classifiers with Mixup

In this section, we assume that H_ℓ is a class of linear functions:

$$h(\mathbf{x}) \in H_\ell = \left\{ \mathbf{x} \mapsto \mathbf{w}^T \mathbf{x} \mid \mathbf{w} \in \mathbb{R}^d, \|\mathbf{w}\|_2 \leq \Lambda \right\}, \quad (7)$$

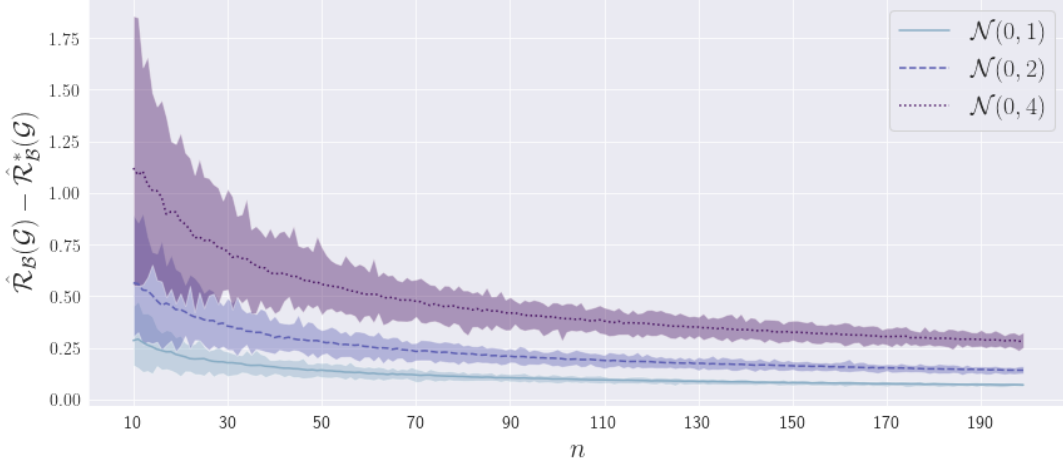


Figure 1: The relationship between $\hat{\mathfrak{R}}_B(H_\ell) - \hat{\mathfrak{R}}_B^*(H_\ell)$ and the number of samples n and variance σ^2 when Mixup is applied. Each data point was sampled from the normal distribution $\mathcal{N}(0, \sigma^2)$ and the constant part was set to 1. It can be seen that as the number of samples n increases, the effect of complexity mitigation by Mixup decreases. We also find that the greater the variance in the distribution of the data, the higher the effect of Mixup.

where \mathbf{w} is the weight vector and Λ is a constant that regularizes the L2 norm of the weight vector.

The following theorem provides a relaxation of the Rademacher complexity of the linear classifier by Mixup.

Theorem 2. *Given a hypothesis set H_ℓ and a sample $B = (\mathbf{x}_1, \dots, \mathbf{x}_n)$, we assume that $\hat{\mathfrak{R}}_B(H_\ell)$ is the empirical Rademacher complexity of the hypothesis class H_ℓ and $\hat{\mathfrak{R}}_B^*(H_\ell)$ is the empirical Rademacher complexity of H_ℓ when Mixup is applied. The difference between the two Rademacher complexity $\hat{\mathfrak{R}}_B(H_\ell) - \hat{\mathfrak{R}}_B^*(H_\ell)$ is less than or equal to a constant multiple of the sample variance of the norm of the input vectors:*

$$\hat{\mathfrak{R}}_B(H_\ell) - \hat{\mathfrak{R}}_B^*(H_\ell) \leq \frac{C_\lambda^\Lambda}{\sqrt{n}} \sqrt{S^2 \|\mathbf{x}\|_2}, \quad (8)$$

where C_λ^Λ is a constant that depends on the parameter λ of Mixup and S^2 is the sample variance computed from the sample set.

As can be seen from the equation, the complexity relaxation by Mixup decreases as the number of samples n increases (this can be seen by taking the right-hand side of the theorem to the limit for n , see Figure 1).

Proof. Let $\tilde{\mathbf{x}}_i = \mathbb{E}_{\mathbf{x}_j}[\lambda \mathbf{x}_i + (1 - \lambda) \mathbf{x}_j]$ be the expectation of the linear combination of input vectors by Mixup, where λ is a parameter in Mixup and is responsible for adjusting the weights of the two vectors. Then, we have

$$\hat{\mathfrak{R}}_B(H_\ell) - \hat{\mathfrak{R}}_B^*(H_\ell) \leq \frac{\Lambda}{n} \left(\sum_{i=1}^n \|\mathbf{x}_i\|_2^2 \right)^{\frac{1}{2}} - \frac{\Lambda}{n} \left(\sum_{i=1}^n \left\| \mathbb{E}_{\mathbf{x}_j} [\lambda \mathbf{x}_i + (1 - \lambda) \mathbf{x}_j] \right\|_2^2 \right)^{\frac{1}{2}} \quad (9)$$

$$= \frac{\Lambda|1 - \lambda|}{\sqrt{n}} \left(S^2 (\|\mathbf{x}\|_2) + \|\tilde{\mathbf{x}}\|_2^2 - \|\tilde{\mathbf{x}}\|_2^2 \right)^{\frac{1}{2}} \quad (10)$$

$$= \frac{\Lambda|1 - \lambda|}{\sqrt{n}} \sqrt{S^2 (\|\mathbf{x}\|_2)} \geq 0, \quad (11)$$

where $\mu_{\mathbf{x}}$ is the population mean of the distribution D . Here, let $C_\lambda^\Lambda = \Lambda|1 - \lambda|$ and we can obtain Eq (8). \square

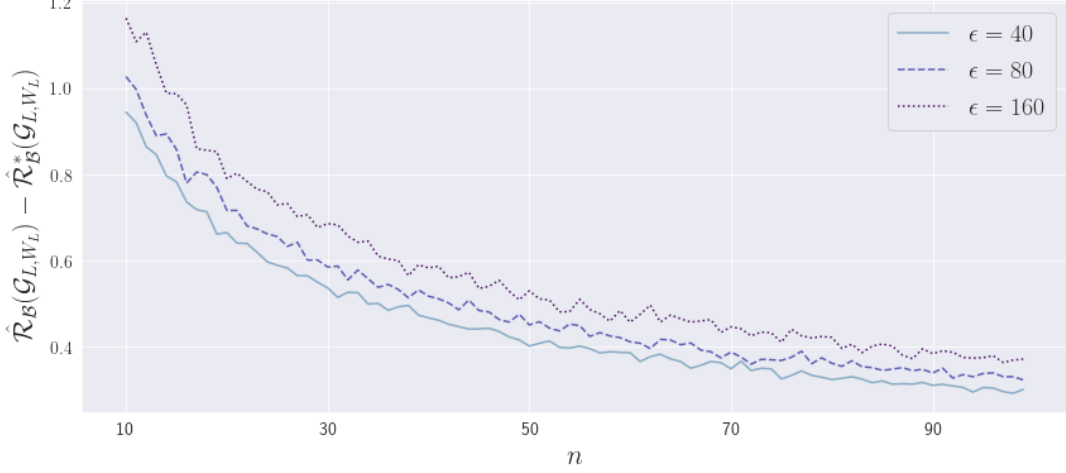


Figure 2: The relationship between $\hat{\mathcal{R}}_B(H_{L, \mathbf{W}_L}) - \hat{\mathcal{R}}_B^*(H_{L, \mathbf{W}_L})$ and the number of samples n and the noise of the outliers ϵ . When there are extreme outliers in the sample, we can see that Mixup allows the neural network to make robust estimation. In addition, we can see that the effect of regularization decreases as the sample size n increases.

For a complete proof, see Appendix B.

The above results are in line with our intuition and illustrate well how Mixup depends on the shape of the data distribution. In the next section, we discuss neural networks as a more general application destination for Mixup.

5 Complexity Reduction of neural networks with Mixup

Let H_{L, \mathbf{W}_L} be the function class of a neural network with the L layer and $ReLU$ as the activation function.

$$h(\mathbf{x}) \in H_{L, \mathbf{W}_L} = \left\{ h : \|\mathbf{v}\|_2 = 1, \prod_{i=1}^L \|\mathbf{W}_i\|_F \leq \mathbf{W}_L \right\}, \quad (12)$$

where \mathbf{W}_i is the weight matrix, $\mathbf{v} \in \mathbb{R}^{M_L}$ represents the normalized linear classifier operating on the output of the neural networks with input vector \mathbf{x} and $\|\mathbf{A}\|_F$ is the Frobenius norm of the matrix $\mathbf{A} = (a_{ij})$.

$$\|\mathbf{A}\|_F = \sqrt{\sum_{ij} a_{ij}^2}.$$

The following theorem provides relaxation of the Rademacher complexity of the neural network by Mixup.

Theorem 3. *Given a hypothesis set H_{L, \mathbf{W}_L} and a sample $B = (\mathbf{x}_1, \dots, \mathbf{x}_n)$, we assume that $\hat{\mathcal{R}}_B(H_{L, \mathbf{W}_L})$ is the empirical Rademacher complexity of the hypothesis class H_{L, \mathbf{W}_L} and $\hat{\mathcal{R}}_B^*(H_{L, \mathbf{W}_L})$ is the empirical Rademacher complexity of H_{L, \mathbf{W}_L} when Mixup is applied. In addition, we assume that each sample \mathbf{x}_i occurs with the population mean $\boldsymbol{\mu}_x$ plus the some noise $\boldsymbol{\epsilon}_i$. In other words, we assume that $\mathbf{x}_i = \boldsymbol{\mu}_x + \boldsymbol{\epsilon}_i$. The difference between the two Rademacher complexity $\hat{\mathcal{R}}_B(H_{L, \mathbf{W}_L}) - \hat{\mathcal{R}}_B^*(H_{L, \mathbf{W}_L})$ is less than or equal to a constant multiple of the maximum value of noise in a sample of training data when the number of samples n is sufficiently large:*

$$\hat{\mathcal{R}}_B(H_{L, \mathbf{W}_L}) - \hat{\mathcal{R}}_B^*(H_{L, \mathbf{W}_L}) \leq \frac{C_\lambda^L}{\sqrt{n}} \max_i \|\boldsymbol{\epsilon}_i\|, \quad (13)$$

where C_λ^L is a constant that depends on the parameter λ of Mixup and the number of layers L of neural networks.

This theorem shows that Mixup regularization for neural networks is more effective when there are outliers in the sample.

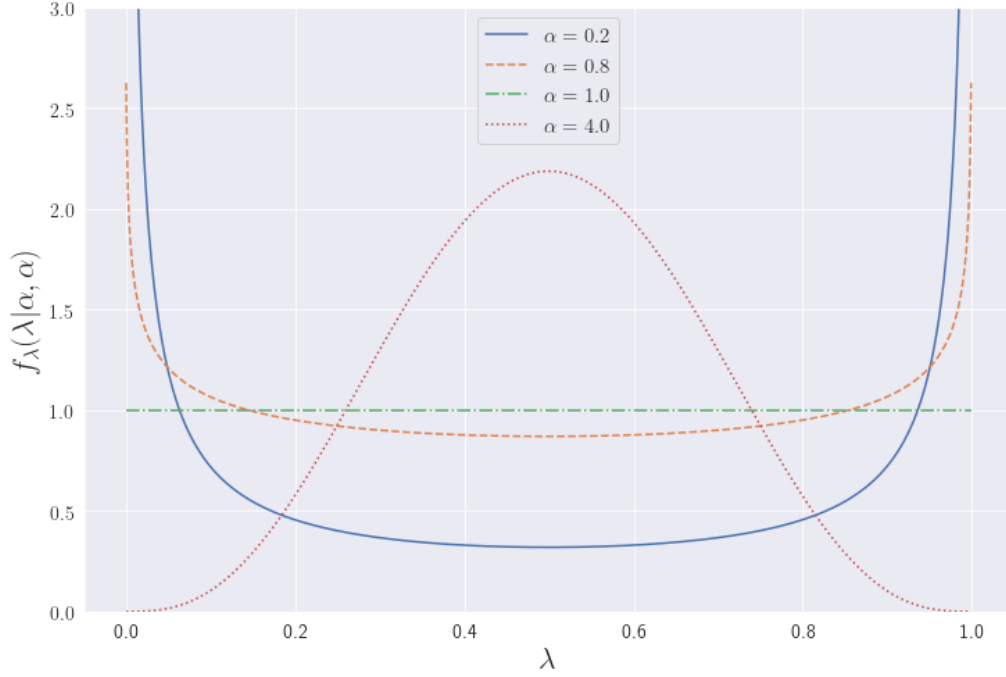


Figure 3: Beta distribution $Beta(\alpha, \alpha)$ for each α . From this figure, it can be seen that when $\alpha = 1$, it is equivalent to a uniform distribution, and when $\alpha > 1$, it becomes bell-shaped. we can also see that when $\alpha < 1$, sampled λ is close to 0 or 1.

Proof. The upper bound of the Rademacher complexity of the neural network with ReLU as the activation function and regularization by the constant \mathbf{W}_L for the norm of each weight is suppressed as follows ([14]):

$$\hat{\mathfrak{R}}_B(H_L, \mathbf{W}_L) \leq \frac{1}{\sqrt{n}} 2^{L+\frac{1}{2}} \mathbf{W}_L \max_i \|\mathbf{x}_i\|. \quad (14)$$

Rademacher complexity of H_L, \mathbf{W}_L with Mixup is

$$\begin{aligned} \hat{\mathfrak{R}}_B^*(H_L, \mathbf{W}_L) &\leq \frac{1}{\sqrt{n}} 2^{L+\frac{1}{2}} \mathbf{W}_L \max_i \|\mathbb{E}_j[\lambda \mathbf{x}_i + (1-\lambda) \mathbf{x}_j]\| \\ &\leq \frac{1}{\sqrt{n}} 2^{L+\frac{1}{2}} \mathbf{W}_L \max_i \left\{ \lambda \|\mathbf{x}_i\| + (1-\lambda) \|\mathbb{E}_j[\mathbf{x}_j]\| \right\}. \end{aligned} \quad (15)$$

Then,

$$\begin{aligned} \hat{\mathfrak{R}}_B(H_L, \mathbf{W}_L) - \hat{\mathfrak{R}}_B^*(H_L, \mathbf{W}_L) &\leq \frac{1}{\sqrt{n}} 2^{L+\frac{1}{2}} \mathbf{W}_L \max_i \left\{ \|\mathbf{x}_i\| - (\lambda \|\mathbf{x}_i\| + (1-\lambda) \|\mathbb{E}_j[\mathbf{x}_j]\|) \right\} \\ &= \frac{1-\lambda}{\sqrt{n}} 2^{L+\frac{1}{2}} \mathbf{W}_L \max_i \left\{ \|\boldsymbol{\mu}_x + \boldsymbol{\epsilon}_i\| - \|\bar{\mathbf{x}}\| \right\} \\ &\leq \frac{1-\lambda}{\sqrt{n}} 2^{L+\frac{1}{2}} \mathbf{W}_L \max_i \left\{ \|\boldsymbol{\mu}_x\| + \|\boldsymbol{\epsilon}_i\| - \|\bar{\mathbf{x}}\| \right\} \end{aligned} \quad (16)$$

$$= \frac{1-\lambda}{\sqrt{n}} 2^{L+\frac{1}{2}} \mathbf{W}_L \max_i \|\boldsymbol{\epsilon}_i\|. \quad (17)$$

The inequality in Eq (16) is guaranteed by the subadditivity nature of the norm, and the equality in Eq (17) is guaranteed by the law of large numbers. Here, let $C_\lambda^L = (1-\lambda)2^{L+\frac{1}{2}} \mathbf{W}_L$ and we can obtain Eq (13). \square

For a complete proof, see Appendix B.

While neural networks have wealthy representational power due to their ability to approximate complicated functions, they are prone to over-fitting into training samples. In other words, it approximates a function that fits well for unusual examples that occur accidentally in the training

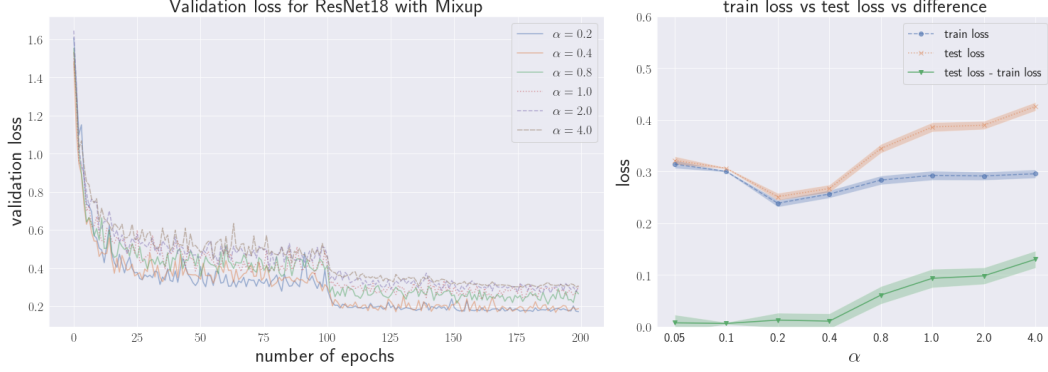


Figure 4: Experimental results for CIFAR-10 dataset. We use ResNet-18 as a classifier and apply Mixup with each parameter α for $\lambda \sim \text{Beta}(\alpha, \alpha)$. Left: Learning curve of ResNet-18 with Mixup. The generalization performance is higher when the parameter α is small value. Right: Plot of train loss, test loss, and their differences for each α . We can see that when the value of parameter α is small, the difference between train loss and test loss is small.

sample B . While these hypotheses are entirely natural, the data augmentations that have been proposed to resolve them are often heuristic, and their theoretical discussion is inadequate. However, according to the above theorem, Mixup corrects the neural networks to allow robust learning for outliers with accidentally large noise ϵ in the training sample B .

6 The Optimal Parameters of Mixup

In this section, we consider the optimal parameter of Mixup. The parameter λ is responsible for adjusting the weights of the linear connections between the input vectors. Here, we let the parameter $\lambda \in (0, 1)$. From Equations (11) and (17), we can see that a large $1 - \lambda$ has a good regularization effect. In other words, if the weight of one input vector is more extreme than the other, the Mixup effect is more significant. By swapping i and j , we can see that λ should be close to 0 or 1.

In the original Mixup paper ([22]), the parameter λ is sampled from the Beta distribution $\text{Beta}(\alpha, \alpha)$, where α is another parameter. Figure 3 shows some shapes of the Beta distribution changing α . From this figure, we can see that when $\alpha < 1$, λ is sampled such that one of the input vectors has a high weight (in other words, λ is close to 0 or 1). We treated λ as a constant in the above discussion, but if we treat it as a random variable $\lambda \sim \text{Beta}(\alpha, \alpha)$, we can obtain the following:

$$\begin{aligned} \mathbb{E}[\lambda] &= \frac{\alpha}{\alpha + \alpha} = \frac{1}{2}, \\ \text{Var}(\lambda) &= \frac{\alpha^2}{(\alpha + \alpha)^2(\alpha + \alpha + 1)} \\ &= \frac{\alpha^2}{4\alpha^2(2\alpha + 1)} \\ &= \frac{1}{4(2\alpha + 1)}, \end{aligned}$$

where $\alpha > 0$. Since the $\mathbb{E}[\lambda]$ is a constant, we can see that when the weight parameter λ is close to 0 or 1, α is expected to be close to 0.

Figure 4 shows the experimental results for CIFAR-10 ([10]). We use ResNet-18 ([8]) as a classifier and apply Mixup with each parameter α for $\lambda \sim \text{Beta}(\alpha, \alpha)$. The left side of Figure 4 shows the learning curve of the classifier with Mixup for each parameter α . This shows that the generalization performance is higher when the parameter α is a small value. The right side of Figure 4 shows a plot of the training loss and test loss of the classifier and their differences for each α . We can see that when the value of parameter α is small, the difference between train loss and test loss is small. To summarize the above discussion:

- When the λ is close to 0 or 1, Mixup can reduce the variance of the estimator, but this will be affected by bias.
- When the λ has near the optimal value, Mixup can reduce both the bias and variance of the estimator.

7 Conclusion and Discussion

In this paper, we provided a theoretical analysis of Mixup regularization for linear classifiers and neural networks with ReLU activation functions. Our results show that a theoretical clarification of when and how effective regularization by Mixup is. To summarize our results, Mixup regularization leads to the following effects:

- For linear classifiers, the effect of regularization is higher when the sample size is small, and the sample standard deviation is large.
- For neural networks, the effect of regularization is higher when the number of samples is small, and the training dataset contains outliers.
- When the parameter λ is close to 0 or 1, Mixup can reduce the variance of the estimator, but this will be affected by bias.
- When the parameter λ has near the optimal value, Mixup can reduce both the bias and variance of the estimator.

We believe that the theoretical verification of such a powerful regularization method, which has been regarded as a black-box, will lead to further applications and development of the method.

Our future work includes considering whether similar arguments can be made for some variants of Mixup ([18, 3, 21, 12, 15]). Because of the simplicity of the idea and ease of implementation, there are many variants of Mixup, but most of them are heuristic approaches.

Also, Tokozume et al.[17] suggests that BC-Leaning, a concept roughly equivalent to Mixup, behaves in a way that increases the Fisher’s criterion ([5]). This claim is impressive, and they provide experimental support for this hypothesis, but the theoretical arguments are insufficient. It is worth considering to show theoretically that data augmentation by Mixup contributes to the increase of Fisher’s criterion, and to clarify how much this changes the value.

We believe it would be useful to divert the discussion we have had in this paper to clarify whether such modifications really improve Mixup and, if so, to what extent.

References

- [1] Antreas Antoniou, Amos Storkey, and Harrison Edwards. Data augmentation generative adversarial networks. *arXiv preprint arXiv:1711.04340*, 2017.
- [2] Peter L Bartlett and Shahr Mendelson. Rademacher and gaussian complexities: Risk bounds and structural results. *Journal of Machine Learning Research*, 3(Nov):463–482, 2002.
- [3] David Berthelot, Nicholas Carlini, Ian Goodfellow, Nicolas Papernot, Avital Oliver, and Colin A Raffel. Mixmatch: A holistic approach to semi-supervised learning. In *Advances in Neural Information Processing Systems*, pages 5050–5060, 2019.
- [4] Tom Dietterich. Overfitting and undercomputing in machine learning. *ACM computing surveys (CSUR)*, 27(3):326–327, 1995.
- [5] Ronald A Fisher. The use of multiple measurements in taxonomic problems. *Annals of eugenics*, 7(2):179–188, 1936.
- [6] Wei Gao and Zhi-Hua Zhou. Dropout rademacher complexity of deep neural networks. *Science China Information Sciences*, 59(7):072104, 2016.
- [7] Giorgio Gnecco and Marcello Sanguineti. Approximation error bounds via rademacher’s complexity. *Applied Mathematical Sciences*, 2(4):153–176, 2008.
- [8] Kaiming He, Xiangyu Zhang, Shaoqing Ren, and Jian Sun. Deep residual learning for image recognition. In *Proceedings of the IEEE conference on computer vision and pattern recognition*, pages 770–778, 2016.

- [9] Hiroshi Inoue. Data augmentation by pairing samples for images classification. *arXiv preprint arXiv:1801.02929*, 2018.
- [10] Alex Krizhevsky, Geoffrey Hinton, et al. Learning multiple layers of features from tiny images. 2009.
- [11] Steve Lawrence and C Lee Giles. Overfitting and neural networks: conjugate gradient and backpropagation. In *Proceedings of the IEEE-INNS-ENNS International Joint Conference on Neural Networks. IJCNN 2000. Neural Computing: New Challenges and Perspectives for the New Millennium*, volume 1, pages 114–119. IEEE, 2000.
- [12] Sungbin Lim, Ildoo Kim, Taesup Kim, Chiheon Kim, and Sungwoong Kim. Fast autoaugment. In *Advances in Neural Information Processing Systems*, pages 6662–6672, 2019.
- [13] Ivan Medennikov, Yuri Y Khokhlov, Aleksei Romanenko, Dmitry Popov, Natalia A Tomashenko, Ivan Sorokin, and Alexander Zatvornitskiy. An investigation of mixup training strategies for acoustic models in asr. In *Interspeech*, pages 2903–2907, 2018.
- [14] Behnam Neyshabur, Ryota Tomioka, and Nathan Srebro. Norm-based capacity control in neural networks. In *Conference on Learning Theory*, pages 1376–1401, 2015.
- [15] Kihyuk Sohn, David Berthelot, Chun-Liang Li, Zizhao Zhang, Nicholas Carlini, Ekin D Cubuk, Alex Kurakin, Han Zhang, and Colin Raffel. Fixmatch: Simplifying semi-supervised learning with consistency and confidence. *arXiv preprint arXiv:2001.07685*, 2020.
- [16] Yuji Tokozume, Yoshitaka Ushiku, and Tatsuya Harada. Between-class learning for image classification. In *Proceedings of the IEEE Conference on Computer Vision and Pattern Recognition*, pages 5486–5494, 2018.
- [17] Yuji Tokozume, Yoshitaka Ushiku, and Tatsuya Harada. Learning from between-class examples for deep sound recognition. In *International Conference on Learning Representations*, 2018.
- [18] Vikas Verma, Alex Lamb, Christopher Beckham, Amir Najafi, Ioannis Mitliagkas, David Lopez-Paz, and Yoshua Bengio. Manifold mixup: Better representations by interpolating hidden states. In Kamalika Chaudhuri and Ruslan Salakhutdinov, editors, *Proceedings of the 36th International Conference on Machine Learning*, volume 97 of *Proceedings of Machine Learning Research*, pages 6438–6447, Long Beach, California, USA, 09–15 Jun 2019. PMLR.
- [19] Sebastien C Wong, Adam Gatt, Victor Stamatescu, and Mark D McDonnell. Understanding data augmentation for classification: when to warp? In *2016 international conference on digital image computing: techniques and applications (DICTA)*, pages 1–6. IEEE, 2016.
- [20] Kele Xu, Dawei Feng, Haibo Mi, Boqing Zhu, Dezhi Wang, Lilun Zhang, Hengxing Cai, and Shuwen Liu. Mixup-based acoustic scene classification using multi-channel convolutional neural network. In *Pacific Rim Conference on Multimedia*, pages 14–23. Springer, 2018.
- [21] Sangdoo Yun, Dongyoon Han, Seong Joon Oh, Sanghyuk Chun, Junsuk Choe, and Youngjoon Yoo. Cutmix: Regularization strategy to train strong classifiers with localizable features. In *Proceedings of the IEEE International Conference on Computer Vision*, pages 6023–6032, 2019.
- [22] Hongyi Zhang, Moustapha Cisse, Yann N. Dauphin, and David Lopez-Paz. mixup: Beyond empirical risk minimization. In *International Conference on Learning Representations*, 2018.
- [23] Zhun Zhong, Liang Zheng, Guoliang Kang, Shaozi Li, and Yi Yang. Random erasing data augmentation. *arXiv preprint arXiv:1708.04896*, 2017.

A Rademacher Complexities Bounds

A.1 Theorem 1

Lemma 1. Let $\mathcal{G} : \mathcal{Z} = \mathcal{X} \times \mathcal{Y} \mapsto [0, 1]$ be a family of functions. Then, for any $\delta > 0$, with probability at least $1 - \delta$, the following holds for all $g \in \mathcal{G}$:

$$\mathbb{E} \left[g(z) \right] \leq \frac{1}{n} \sum_{i=1}^n g(z_i) + 2\mathfrak{R}_n(G) + \sqrt{\frac{\log \frac{1}{\delta}}{2m}} \quad (18)$$

$$\mathbb{E} \left[g(z) \right] \leq \frac{1}{n} \sum_{i=1}^n g(z_i) + 2\mathfrak{R}_B(G) + 3\sqrt{\frac{\log \frac{2}{\delta}}{2m}}. \quad (19)$$

Proof. (Lemma 1) For any sample $B = (z_1, \dots, z_n)$ and for any $g \in \mathcal{G}$, we denote by $\hat{\mathbb{E}}_B[g]$ the empirical average of g over B : $\hat{\mathbb{E}}_B[g] = \frac{1}{n} \sum_{i=1}^n g(z_i)$. We define the function $\Phi(\cdot)$ for any sample B as follows:

$$\Phi(B) = \sup_{g \in \mathcal{G}} \mathbb{E}[g] - \hat{\mathbb{E}}_B[g]. \quad (20)$$

Let B and B' be two samples differing by exactly one point, which mean $z_n \in B \wedge z_n \notin B'$ and $z'_n \in B' \wedge z'_n \notin B$. Then, we have

$$\Phi(B') - \Phi(B) \leq \sup_{g \in \mathcal{G}} \hat{\mathbb{E}}_{B'}[g] - \hat{\mathbb{E}}_B[g] = \sup_{g \in \mathcal{G}} \frac{g(z_n) - g(z'_n)}{n} \leq \frac{1}{n} \quad (21)$$

$$\Phi(B) - \Phi(B') \leq \sup_{g \in \mathcal{G}} \hat{\mathbb{E}}_{B'}[g] - \hat{\mathbb{E}}_B[g] = \sup_{g \in \mathcal{G}} \frac{g(z'_n) - g(z_n)}{n} \leq \frac{1}{n} \quad (22)$$

$$\therefore \left| \Phi(B) - \Phi(B') \right| \leq \frac{1}{n}. \quad (23)$$

Then, by McDiarmid's inequality, for any $\delta > 0$, with probability at least $1 - \frac{\delta}{2}$, the following holds:

$$\Phi(B) \leq \mathbb{E}_B[\Phi(B)] + \sqrt{\frac{\log \frac{2}{\delta}}{2n}} \quad (24)$$

$$\mathbb{E}_B[\Phi(B)] \leq \mathbb{E}_{\sigma, B, B'} \left[\sup_{g \in \mathcal{G}} \frac{1}{n} \sum_{i=1}^n \sigma_i (g(z'_i) - g(z_i)) \right] \quad (25)$$

$$= 2\mathbb{E}_{\sigma, B} \left[\sup_{g \in \mathcal{G}} \frac{1}{n} \sum_{i=1}^n \sigma_i g(z_i) \right] = 2\mathfrak{R}_n(\mathcal{G}). \quad (26)$$

Then, using MacDiarmid's inequality, with probability $1 - \frac{\delta}{2}$ the following holds:

$$\mathfrak{R}_n(\mathcal{G}) \leq \hat{\mathcal{R}}_B(\mathcal{G}) + \sqrt{\frac{\log \frac{2}{\delta}}{2n}}. \quad (27)$$

Finally, we use the union bound and we can have the result of this lemma. \square

Lemma 2. Let H be a family of functions taking values in $\{-1, +1\}$ and let \mathcal{G} be the family of loss functions associated to H : $\mathcal{G} = \{(x, y) \mapsto \mathbb{1}_{h(x) \neq y} : h \in H\}$. For any samples $B = ((x_1, y_1), \dots, (x_n, y_n))$, let $\mathcal{S}_{\mathcal{X}}$ denote the its projection over \mathcal{X} : $\mathcal{S}_{\mathcal{X}} = (x_1, \dots, x_n)$. Then, the following relation holds between the empirical Rademacher complexities of \mathcal{G} and H :

$$\hat{\mathfrak{R}}_B(\mathcal{G}) = \frac{1}{2} \hat{\mathfrak{R}}_{\mathcal{S}_{\mathcal{X}}}(H). \quad (28)$$

Proof. (Lemma 2) For any sample $B = ((x_1, y_1), \dots, (x_2, y_2))$ of elements in $\mathcal{X} \times \mathcal{Y}$, the empirical Rademacher complexity of \mathcal{G} can be written as:

$$\hat{\mathfrak{R}}_B(\mathcal{G}) = \mathbb{E}_{\sigma} \left[\sup_{h \in H} \frac{1}{n} \sum_{i=1}^n \sigma_i \mathbb{1}_{h(x_i) \neq y_i} \right] \quad (29)$$

$$= \frac{1}{2} \mathbb{E}_{\sigma} \left[\sup_{h \in H} \frac{1}{n} \sum_{i=1}^n \sigma_i h(x_i) \right] \quad (30)$$

$$= \frac{1}{2} \hat{\mathfrak{R}}_{\mathcal{S}_{\mathcal{X}}}(H). \quad (31)$$

□

Proof. (Theorem 1) From Lemma 1 and Lemma 2, we can have the result of Theorem 1 immediately. □

B Proof of the Complexity Reduction

In this section, we show the proofs of the theorems of the Rademacher complexity reduction. First we prove the theorem on linear discriminators, then we prove the theorem on neural networks.

B.1 Theorem 2

Proof. By the Definition 3, empirical Rademacher complexity of $h(x) = w^T x$ is as follows:

$$\begin{aligned} \hat{\mathfrak{R}}_B(H) &= \mathbb{E}_{\sigma} \left[\frac{1}{n} \sup_{\|w\|_2 \leq \Lambda} \sum_{i=1}^n \sigma_i w^T x_i \right] \\ &= \mathbb{E}_{\sigma} \left[\frac{1}{n} \sup_{\|w\|_2 \leq \Lambda} w^T \sum_{i=1}^n \sigma_i x_i \right] \\ &= \frac{1}{n} \mathbb{E}_{\sigma} \left[\sup_{\|w\|_2 \leq \Lambda} w^T \sum_{i=1}^n \sigma_i x_i \right] \\ &= \frac{1}{n} \mathbb{E}_{\sigma} \left[\Lambda \left\| \sum_{i=1}^n \sigma_i x_i \right\|_2 \right] \quad (\because \text{Cauchy-Schwarz's inequality}) \\ &\leq \frac{\Lambda}{n} \left(\mathbb{E}_{\sigma} \left[\left\| \sum_{i=1}^n \sigma_i x_i \right\|_2^2 \right] \right)^{\frac{1}{2}} \quad (\because \text{Jensen's inequality}) \\ &= \frac{\Lambda}{n} \left(\sum_{i=1}^n \|x_i\|_2^2 \right)^{\frac{1}{2}}. \end{aligned} \quad (32)$$

Let $\tilde{x}_i = \mathbb{E}_{x_j}[\lambda x_i + (1 - \lambda)x_j]$ be the expectation of the linear combination of input vectors by Mixup, where λ is a parameter in Mixup and is responsible for adjusting the weights of the two

vectors. Then, we have

$$\begin{aligned}
\hat{\mathfrak{R}}_B^*(H) &= \frac{\Lambda}{n} \left(\sum_{i=1}^n \|\tilde{\mathbf{x}}_i\|_2^2 \right)^{\frac{1}{2}} \\
&= \frac{\Lambda}{n} \left(\sum_{i=1}^n \left\| \mathbb{E}_{\mathbf{x}_j} [\lambda \mathbf{x}_i + (1-\lambda) \mathbf{x}_j] \right\|_2^2 \right)^{\frac{1}{2}} \\
&= \frac{\Lambda}{n} \left(\sum_{i=1}^n \left\| \lambda \mathbf{x}_i + (1-\lambda) \mathbb{E}_{\mathbf{x}_j} [\mathbf{x}_j] \right\|_2^2 \right)^{\frac{1}{2}} \quad (\because \text{Linearity of expectation}) \\
&\leq \frac{\Lambda}{n} \left(\sum_{i=1}^n \left(\|\lambda \mathbf{x}_i\|_2^2 + \|(1-\lambda) \mathbb{E}_{\mathbf{x}_j} [\mathbf{x}_j]\|_2^2 \right) \right)^{\frac{1}{2}} \quad (\because \text{Subadditivity of norm}) \\
&= \frac{\Lambda}{n} \left(\lambda^2 \sum_{i=1}^n \|\mathbf{x}_i\|_2^2 + (1-\lambda)^2 \sum_{i=1}^n \left\| \mathbb{E}_{\mathbf{x}_j} [\mathbf{x}_j] \right\|_2^2 \right)^{\frac{1}{2}}. \tag{33}
\end{aligned}$$

From Eq (32) and Eq (33), we can have

$$\begin{aligned}
\hat{\mathfrak{R}}_B(H) - \hat{\mathfrak{R}}_B^*(H) &\leq \frac{\Lambda}{n} \left(\sum_{i=1}^n \|\mathbf{x}_i\|_2^2 - \lambda^2 \sum_{i=1}^n \|\mathbf{x}_i\|_2^2 - (1-\lambda)^2 \sum_{i=1}^n \left\| \mathbb{E}_{\mathbf{x}_j} [\mathbf{x}_j] \right\|_2^2 \right)^{\frac{1}{2}} \\
&\leq \frac{\Lambda}{n} \left((1-\lambda)^2 \sum_{i=1}^n \|\mathbf{x}_i\|_2^2 - (1-\lambda)^2 \sum_{i=1}^n \left\| \mathbb{E}_{\mathbf{x}_j} [\mathbf{x}_j] \right\|_2^2 \right)^{\frac{1}{2}} \\
&= \frac{\Lambda|1-\lambda|}{n} \left(\sum_{i=1}^n \|\mathbf{x}_i\|_2^2 - \sum_{i=1}^n \left\| \mathbb{E}_{\mathbf{x}_j} [\mathbf{x}_j] \right\|_2^2 \right)^{\frac{1}{2}} \tag{34}
\end{aligned}$$

$$= \frac{\Lambda|1-\lambda|}{\sqrt{n}} \left(\frac{1}{n} \sum_{i=1}^n \|\mathbf{x}_i\|_2^2 - \frac{1}{n} \sum_{i=1}^n \|\tilde{\mathbf{x}}\|_2^2 \right)^{\frac{1}{2}} \quad (\because \text{i.i.d.}) \tag{35}$$

$$= \frac{\Lambda|1-\lambda|}{\sqrt{n}} \left(S^2(\|\mathbf{x}\|_2) + \|\tilde{\mathbf{x}}\|_2^2 - \|\tilde{\mathbf{x}}\|_2^2 \right)^{\frac{1}{2}} \tag{36}$$

$$= \frac{\Lambda|1-\lambda|}{\sqrt{n}} \sqrt{S^2(\|\mathbf{x}\|_2)} \geq 0. \tag{37}$$

□

B.2 Theorem 3

Proof. By the upper bound of [14], empirical Rademacher complexity of $h(\mathbf{x}) \in H_{L, \mathbf{W}_L}$ is as follows:

$$\hat{\mathfrak{R}}_B(H_{L, \mathbf{W}_L}) \leq \frac{1}{\sqrt{n}} 2^{L+\frac{1}{2}} \mathbf{W}_L \max_i \|\mathbf{x}_i\|. \tag{38}$$

Let $\tilde{\mathbf{x}}_i = \mathbb{E}_{\mathbf{x}_j} [\lambda \mathbf{x}_i + (1-\lambda) \mathbf{x}_j]$ be the expectation of the linear combination of input vectors by Mixup, where λ is a parameter in Mixup and is responsible for adjusting the weights of the two vectors. Then, we have

$$\begin{aligned}
\hat{\mathfrak{R}}_B^*(H_{L, \mathbf{W}_L}) &\leq \frac{1}{\sqrt{n}} 2^{L+\frac{1}{2}} \mathbf{W}_L \max_i \|\mathbb{E}_j [\lambda \mathbf{x}_i + (1-\lambda) \mathbf{x}_j]\| \\
&= \frac{1}{\sqrt{n}} 2^{L+\frac{1}{2}} \mathbf{W}_L \max_i \|\lambda \mathbf{x}_i + (1-\lambda) \mathbb{E}_j [\mathbf{x}_j]\| \\
&\leq \frac{1}{\sqrt{n}} 2^{L+\frac{1}{2}} \mathbf{W}_L \max_i \left\{ \lambda \|\mathbf{x}_i\| + (1-\lambda) \|\mathbb{E}_j [\mathbf{x}_j]\| \right\}. \quad (\because \text{Subadditivity of norm}) \tag{39}
\end{aligned}$$

From (38) and (39), we can have

$$\begin{aligned}
\hat{\mathfrak{R}}_B(H_L, \mathbf{W}_L) - \hat{\mathfrak{R}}_B^*(H_L, \mathbf{W}_L) &\leq \frac{1}{\sqrt{n}} 2^{L+\frac{1}{2}} \mathbf{W}_L \max_i \left\{ \|\mathbf{x}_i\|_2 - (\lambda \|\mathbf{x}_i\|_2 + (1-\lambda) \|\mathbb{E}_j[\mathbf{x}_j]\|_2) \right\} \\
&= \frac{1}{\sqrt{n}} 2^{L+\frac{1}{2}} \mathbf{W}_L \max_i \left\{ (1-\lambda) \|\mathbf{x}_i\|_2 - (1-\lambda) \|\bar{\mathbf{x}}\|_2 \right\} \\
&= \frac{1-\lambda}{\sqrt{n}} 2^{L+\frac{1}{2}} \mathbf{W}_L \max_i \left\{ \|\mathbf{x}_i\|_2 - \|\bar{\mathbf{x}}\|_2 \right\} \\
&= \frac{1-\lambda}{\sqrt{n}} 2^{L+\frac{1}{2}} \mathbf{W}_L \max_i \left\{ \|\boldsymbol{\mu}_{\mathbf{x}} + \boldsymbol{\epsilon}_i\|_2 - \|\bar{\mathbf{x}}\|_2 \right\} \\
&\leq \frac{1-\lambda}{\sqrt{n}} 2^{L+\frac{1}{2}} \mathbf{W}_L \max_i \left\{ \|\boldsymbol{\mu}_{\mathbf{x}}\|_2 + \|\boldsymbol{\epsilon}_i\|_2 - \|\bar{\mathbf{x}}\|_2 \right\} (\because \text{Subadditivity of norm}) \\
&= \frac{1-\lambda}{\sqrt{n}} 2^{L+\frac{1}{2}} \mathbf{W}_L \max_i \|\boldsymbol{\epsilon}_i\|_2 (\because \text{Law of large numbers}) \\
&\geq 0 \quad (\because 1-\lambda \geq 0, \|\boldsymbol{\epsilon}_i\|_2 \geq 0).
\end{aligned} \tag{40}$$

Eq (40) is supported by the law of large numbers.

$$\lim_{n \rightarrow \infty} P\left(\left|\bar{X} - \mu\right| > \varepsilon\right) = 0 \quad (\forall \varepsilon > 0). \tag{41}$$

□