

# On Mixup Regularization

**Luigi Carratino\***

luigi.carratino@dibris.unige.it

*MaLGa - University of Genova, Italy*

**Moustapha Cissé**

moustaphacisse@google.com

*Google Research - Brain team, Accra*

**Rodolphe Jenatton**

rjenatton@google.com

*Google Research - Brain team, Berlin*

**Jean-Philippe Vert**

jpvert@google.com

*Google Research - Brain team, Paris*

## Abstract

Mixup is a data augmentation technique that creates new examples as convex combinations of training points and labels. This simple technique has empirically shown to improve the accuracy of many state-of-the-art models in different settings and applications, but the reasons behind this empirical success remain poorly understood. In this paper we take a substantial step in explaining the theoretical foundations of Mixup, by clarifying its regularization effects. We show that Mixup can be interpreted as standard empirical risk minimization estimator subject to a combination of data transformation and random perturbation of the transformed data. We further show that these transformations and perturbations induce multiple known regularization schemes, including label smoothing and reduction of the Lipschitz constant of the estimator, and that these schemes interact synergistically with each other, resulting in a self calibrated and effective regularization effect that prevents overfitting and overconfident predictions. We illustrate our theoretical analysis by experiments that empirically support our conclusions.

## 1 Introduction

Regularization is an essential component of machine learning models and plays an even more important role in deep learning [11]. Regularization mechanisms can take various forms. They can be *explicitly* enforced by: (i) applying various penalties to the parameters of the models [17, 19, 4, 24, 28, 1], (ii) injecting noise to the internal representations of the network [29, 10] and/or to its outputs [30, 22], or (iii) normalizing the activations [15, 27]. Or they can be *implicit* thanks to: (j) parameter sharing in architectures such as convolutional networks [20], (jj) the choice of the optimization algorithm [23] (e.g., stochastic gradient descent converges to small norm solutions [2]), or (jjj) through data augmentation and transformation [11]. There is a large body of work explaining the effects of the numerous

---

\*This work was done in part at Google Brain, Paris.

explicit and implicit regularization procedures existing in the literature. For instance, explicit regularization schemes usually proceed from analysis aiming to control specific characteristics of a model such as robustness [16, 9] or calibration [13, 22], while the forms of implicit regularization are often understood through the angle of generalization [23, 2]. However, the regularization effects of modern data augmentation procedures are less theoretically understood.

Data augmentation is a core ingredient for successful deep learning pipelines. It helps to alleviate sample size issues and prevent overfitting. In simple cases, there are known equivalences between data augmentation and other existing explicit regularization procedures, e.g., training with additional noisy points in least-squares regression is equivalent to Tikhonov regularization [6]. Similar analysis have recently been performed to explain the regularization effect of dropout [29, 33, 34]. In this work, we focus on *Mixup* [36], a recently introduced data-augmentation technique that consists in generating examples as random convex combinations of data points and labels from the training set (as illustrated in Figure 1). Despite its simplicity, Mixup has been shown to substantially improve generalization on a broad range of tasks ranging from computer vision [36] to natural language processing [14] and semi-supervised learning [5]. The success of Mixup has triggered several variations such as adaptive Mixup [14], manifold Mixup [32] and Cutmix [35], but the reasons why Mixup and its variants work so well in practice remain poorly understood.

Mixup’s primary motivation was to alleviate overfitting in training deep neural networks [36]. However, previous studies have also empirically noticed other desirable regularization effects it induces. These include improved calibration [31], robustness to input adversarial noise [36], and robustness to label corruption [36]. Zhang et al. [36] also showed it helps stabilize notoriously difficult learning problems such as generative adversarial networks. Traditionally, separate regularization methods are applied to induce the above effects. For example, label smoothing [30, 21] leads to better calibration, while dropout improves generalization [29, 33] and robustness to label corruption [3]. Lipschitz regularization helps stabilize the training of generative adversarial networks [1, 12]. It also leads to increased robustness to adversarial perturbations [16, 9]. Table 1 shows a comparison of various regularization procedure proposed in the literature, and the effect they are known to induce on the model. Although all these desirable regularization effects have been observed empirically, no theoretical explanation has been given yet.

In this work, we propose the first theoretical analysis of Mixup to better understand the reasons for its empirical success. We show that Mixup can be analyzed through the lenses of empirical risk minimization with random perturbations, and exploit ingredients from previous analysis of dropout [33, 18, 34] to derive a regularized objective function that sharply captures the regularization effects of Mixup. In particular, our analysis sheds some light on the multiple effects that Mixup borrows from the popular regularization mechanisms listed above such as label smoothing [25] (output noise) or dropout [29] (input noise), and how it uniquely combines them to improve calibration and smooth the Jacobian of the model. More precisely, we make the following contributions (illustrated in Figure 1):

- We show that Mixup can be reinterpreted as a standard empirical risk minimization procedure, applied to a transformation of the original data perturbed by random perturbations, and give explicit formulas for the data transformation and the perturbations.

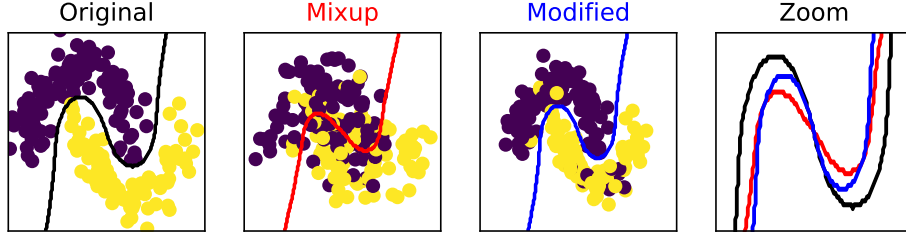


Fig. 1: Illustration of how training a model with Mixup (second plot) differs from training a model on original data (first plot), the fourth plot highlighting the discrepancy between the Bayes classifiers in both situations (black vs red). To explain this difference, we show in this paper that the model trained with Mixup can be interpreted as a regularized version of a model trained on modified data (third plot, blue curve on the zoom plot), and characterize both the data modification (from black to blue) and the regularization effect (from blue to red). Both effects interact synergistically to confer Mixup strong regularization properties, which may explain its good empirical behaviour in a variety of tasks.

- In particular, we show that the Mixup transformations shrinks both the inputs and the outputs towards their mean, the later creating a form of regularization by label smoothing. We notably give a formal description of the effect of label smoothing in the case of the cross-entropy loss where it translates into an increase in the entropy of the predictions.
- We characterize the random perturbations induced by Mixup on both the inputs and the outputs, as well as their dependency and their correlation structure.
- We deduce an approximation of the regularization induced by Mixup, and highlight in particular how it regularizes both the model and its derivatives. We discuss in details the specific cases of classification with cross-entropy loss, and least squares regression.
- We provide empirical support for our interpretation of Mixup regularization.

Table 1: Summary of the effects induced by various regularizers. Absence of checkmark means the corresponding effect is not known for this regularizer.

Method	Calibration	Jacobian Regularization	Label Noise	Normalization
Label smoothing [30]	✓			
Spectral Reg. [9]		✓		
Dropout [33]		✓	✓	
Temperature scaling [13]	✓			
Mixup [36]	✓	✓	✓	✓

## 2 Notations and setting

**Notations.** For any  $n \in \mathbb{N}$ ,  $[n] = \{1, \dots, n\}$  is the set of nonzero integers up to  $n$ ,  $\mathbf{1}_n \in \mathbb{R}^n$  is the  $n$ -dimensional vector of ones, and  $\mathbf{0}_n$  and  $\mathbf{I}_n \in \mathbb{R}^{n \times n}$  are the  $n$ -dimensional null and identity matrices, respectively. For any two matrices  $Z, Z'$  of equal size we note  $\langle Z, Z' \rangle = \text{Trace}(Z^\top Z')$  their Frobenius inner product. For any vector  $x \in \mathbb{R}^n$  and positive semi-definite matrix  $Z \in \mathbb{R}^{n \times n}$ , we denote by  $\|x\|_Z^2 = x^\top Z x$  the squared semi-norm of  $x$  with metric  $Z$ . For any function  $f : \mathbb{R}^a \rightarrow \mathbb{R}^b$  and vector  $x \in \mathbb{R}^a$ , we denote respectively by  $\nabla f(x) \in \mathbb{R}^{b \times a}$  and  $\nabla^2 f(x) \in \mathbb{R}^{b \times a \times a}$  the Jacobian and Hessian of  $f$  at  $x$ , i.e., if  $f(x) = (f_1(x_1, \dots, x_a), \dots, f_b(x_1, \dots, x_a))$ , then  $[\nabla f(x)]_{i,j} = \partial f_i / \partial x_j(x)$  and  $[\nabla^2 f(x)]_{i,j,k} = \partial^2 f_i / \partial x_j \partial x_k(x)$ , for  $(i, j, k) \in [b] \times [a] \times [a]$ . Note in particular that if  $f : \mathbb{R}^a \rightarrow \mathbb{R}$ , then the gradient of  $f$  is a row vector  $\nabla f(x) \in \mathbb{R}^{1 \times a}$ . When  $f$  has several arguments and we wish to take partial derivatives with respect to some of the arguments, we explicitly name the different arguments as  $f(u, v)$  and then indicate as a subscript to the  $\nabla$  sign the argument(s) according to which we take derivatives, e.g., if  $u \in \mathbb{R}^{a_u}$  and  $v \in \mathbb{R}^{a_v}$ , then  $\nabla_u f(u, v) \in \mathbb{R}^{b \times a_u}$  is the Jacobian of  $f$  with respect to  $u$ , and  $\nabla_{uv}^2 f \in \mathbb{R}^{b \times a_u \times a_v}$  is the tensor of second derivatives of  $f$  of the form  $[\nabla_{uv}^2 f(u, v)]_{i,j,k} = \partial^2 f_i / \partial u_j \partial v_k(u, v)$  for  $(i, j, k) \in [b] \times [a_u] \times [a_v]$ . We recall that if  $f : \mathbb{R}^{a_u + a_v} \rightarrow \mathbb{R}$  is twice continuously differentiable, then  $\nabla_{uv} f = \nabla_{vu} f^\top$ , by Schwarz's theorem. For any random variable  $X$  and measurable function  $f$ , we denote by  $\mathbb{E}_X f(X)$  the expectation of  $f(X)$ , or simply  $\mathbb{E} f(X)$  when no confusion is possible. For any shape parameters  $\alpha, \beta > 0$ , and any interval  $[a, b] \subset [0, 1]$ ,  $\text{Beta}_{[a,b]}(\alpha, \beta)$  denotes the truncated Beta distribution on  $[a, b]$ , i.e., the distribution of a random variable with values in  $[a, b]$  and density proportional to  $x^{\alpha-1}(1-x)^{\beta-1}$  on  $[a, b]$ . We simply write  $\text{Beta}(\alpha, \beta) = \text{Beta}_{[0,1]}(\alpha, \beta)$  for the usual Beta distribution. For any  $p \in [0, 1]$ ,  $\text{Ber}(p)$  denotes the Bernoulli distribution with parameter  $p$ .

**Learning problem.** We consider a training set  $\mathcal{S}_n = \{(x_1, y_1), \dots, (x_n, y_n)\}$  made of  $n$  input/output pairs, where for each pair  $i \in [n]$ ,  $x_i \in \mathcal{X} \subset \mathbb{R}^d$  and  $y_i \in \mathcal{Y} \subset \mathbb{R}^c$ . This covers in particular the regression or binary classification settings, where  $c = 1$ , or the multivariate regression and multiclass classification setting, where  $y_i$  is an embedding of the class of  $x_i$  in  $\mathbb{R}^c$ , e.g., the one-hot encoding by taking  $c$  equal to the total number of classes and letting  $y_i \in \{0, 1\}^c$  be the binary vector with all entries equal to zero except for the one corresponding to the class of  $x_i$ . We further denote the mean input and output as

$$\bar{x} = \frac{1}{n} \sum_{i=1}^n x_i, \quad \bar{y} = \frac{1}{n} \sum_{i=1}^n y_i,$$

and the empirical variance and covariance matrices of inputs and outputs as

$$\Sigma_{xx} = \frac{1}{n} \sum_{i=1}^n (x_i - \bar{x})(x_i - \bar{x})^\top, \quad \Sigma_{xy} = \frac{1}{n} \sum_{i=1}^n (x_i - \bar{x})(y_i - \bar{y})^\top, \quad \Sigma_{yy} = \frac{1}{n} \sum_{i=1}^n (y_i - \bar{y})(y_i - \bar{y})^\top.$$

Our goal is to learn from  $\mathcal{S}_n$  a function  $f : \mathcal{X} \rightarrow \mathcal{Y}$  to predict via  $f(x)$  the output corresponding to any new input  $x \in \mathcal{X}$ . For that purpose, we formulate the inference problem as an optimization problem:

$$\min_{f \in \mathcal{H}} \mathcal{E}(f), \tag{1}$$

where  $\mathcal{H}$  is a class of candidate functions, such as linear functions or deep neural networks, and  $\mathcal{E}(f)$  is a risk functional that depends on  $\mathcal{S}_n$ . The most standard risk used in machine learning is the empirical risk, defined for any loss function  $\ell : \mathcal{Y} \times \mathcal{Y} \rightarrow \mathbb{R}$  by:

$$\mathcal{E}^{\text{Empirical}}(f) = \frac{1}{n} \sum_{i=1}^n \ell(y_i, f(x_i)). \quad (2)$$

Solving (1) with the empirical risk (2) is often called *empirical risk minimization* (ERM), and is typically performed in practice by first-order numerical optimization such as stochastic gradient descent [7]. Standard losses  $\ell$  include the squared error (in regression) and the cross-entropy loss (in classification, assuming that  $\forall y \in \mathcal{Y}, y^\top \mathbf{1}_c = 1$ , which is true for one-hot encoded classes and their convex combinations):

$$\forall (y, u) \in \mathcal{Y}^2, \quad \ell^{\text{SE}}(y, u) = \frac{1}{2} \|y - u\|^2, \quad \ell^{\text{CE}}(y, u) = \log \left( \sum_{i=1}^c e^{u_i} \right) - y^\top u. \quad (3)$$

**Mixup.** Instead of minimizing the empirical risk (2), Mixup [36] creates new random input/output samples by taking convex combinations of pairs of training samples, and minimizes the corresponding empirical risk. With our notations, Mixup therefore minimizes the following *Mixup risk* over  $f \in \mathcal{H}$ :

$$\mathcal{E}^{\text{Mixup}}(f) = \frac{1}{n^2} \sum_{i=1}^n \sum_{j=1}^n \mathbb{E}_\lambda \ell(\lambda y_i + (1 - \lambda)y_j, f(\lambda x_i + (1 - \lambda)x_j)), \quad (4)$$

where  $\lambda \sim \text{Beta}(\alpha, \alpha)$ , and  $\alpha$  is a parameter of Mixup. The minimization of (4) is typically performed by stochastic gradient descent, where  $\lambda$  is sampled at each iteration to obtain a stochastic gradient (in practice, [36] suggest to sample minibatches of training pairs, and generate Mixup random pairs within the minibatch, which also produces a stochastic gradient of (4)).

### 3 Mixup as a perturbed ERM

The Mixup risk (4) is defined as a sum over pairs of samples, making a comparison with standard ERM approaches (2) not direct. The following result shows that the Mixup risk can be equivalently rewritten as a standard empirical risk, over modified input/output pairs (as in the third plot of Figure 1), subject to random perturbations.

**Theorem 1.** *For any training set  $\mathcal{S}_n$ , let  $(\tilde{x}_i, \tilde{y}_i)$  for any  $i \in [n]$  be the modified input/output pair given by*

$$\begin{cases} \tilde{x}_i &= \bar{x} + \bar{\theta}(x_i - \bar{x}), \\ \tilde{y}_i &= \bar{y} + \bar{\theta}(y_i - \bar{y}), \end{cases} \quad (5)$$

*and  $(\delta_i, \varepsilon_i)$  be the random perturbations given by:*

$$\begin{cases} \delta_i &= (\theta - \bar{\theta})x_i + (1 - \theta)x_j - (1 - \bar{\theta})\bar{x} \\ \varepsilon_i &= (\theta - \bar{\theta})y_i + (1 - \theta)y_j - (1 - \bar{\theta})\bar{y} \end{cases} \quad \text{with} \quad \begin{cases} \theta &\sim \text{Beta}_{[\frac{1}{2}, 1]}(\alpha, \alpha), \\ j &\sim \text{Unif}([n]), \end{cases} \quad (6)$$

where  $\bar{\theta} = \mathbb{E}_\theta \theta$ . Then for any  $i \in [n]$ ,  $\mathbb{E}_{\theta,j} \delta_i = \mathbb{E}_{\theta,j} \varepsilon_i = 0$ , and for any function  $f \in \mathcal{H}$ ,

$$\mathcal{E}^{Mixup}(f) = \frac{1}{n} \sum_{i=1}^n \mathbb{E}_{\theta,j} \ell(\tilde{y}_i + \varepsilon_i, f(\tilde{x}_i + \delta_i)) . \quad (7)$$

Both  $\delta_i$  and  $\varepsilon_i$  are random vectors because they are functions of  $\theta$  and  $j$  in (6), which are themselves random variables. We hence use the notation  $\mathbb{E}_{\theta,j}$  in (7). Note also  $\bar{\theta} \in [1/2, 1]$  meaning that the transformation from  $(x_i, y_i)$  to  $(\tilde{x}_i, \tilde{y}_i)$  in (5) shrinks the inputs and the outputs towards their mean.

**Theorem 1** and the expression (7) of the Mixup risk allow us to re-interpret Mixup as a combination of two standard techniques: (i) transforming each input/output pair  $(x_i, y_i)$  into  $(\tilde{x}_i, \tilde{y}_i)$ , and (ii) adding zero-mean random perturbations  $(\delta_i, \varepsilon_i)$  to each transformed pair, before minimizing the empirical risk. This helps us to understand the effects of training a model with Mixup by studying each technique and their interaction. In particular, perturbing input data is a classical approach to regularize ERM estimators [6, 29, 33, 34], and we study in detail in the next section the particular regularization induced by the Mixup perturbations on both inputs and outputs, before interpreting the resulting regularization aspects of Mixup due to both data transformation and perturbation in Section 5.

## 4 The regularization effects of Mixup

We now study the effect of the random perturbations  $(\delta_i, \varepsilon_i)$  for  $i \in [n]$  in the Mixup risk (7). While perturbing inputs with additive or multiplicative noise (e.g., dropout), and independently perturbing outputs (resulting, e.g., in label smoothing) have been widely studied, the Mixup perturbation (7) is unique in the sense that it is applied to both inputs and outputs simultaneously, and that the input and output perturbations are not independent from each other by (6). In order to study the regularization effect of these perturbations, we first characterize the covariance structure among the input and output perturbations.

**Lemma 1.** *Let  $\bar{\theta}$  and  $\sigma^2$  be respectively the mean and variance of a  $\text{Beta}_{[\frac{1}{2}, 1]}(\alpha, \alpha)$  distributed random variable, and  $\gamma^2 = \sigma^2 + (1 - \bar{\theta})^2$ . For any  $i \in [n]$ , let*

$$\begin{aligned} \Sigma_{\tilde{x}\tilde{x}}^{(i)} &= \frac{\sigma^2(\tilde{x}_i - \bar{x})(\tilde{x}_i - \bar{x})^\top + \gamma^2 \Sigma_{\tilde{x}\tilde{x}}}{\bar{\theta}^2}, \\ \Sigma_{\tilde{y}\tilde{y}}^{(i)} &= \frac{\sigma^2(\tilde{y}_i - \bar{y})(\tilde{y}_i - \bar{y})^\top + \gamma^2 \Sigma_{\tilde{y}\tilde{y}}}{\bar{\theta}^2}, \\ \Sigma_{\tilde{x}\tilde{y}}^{(i)} &= \frac{\sigma^2(\tilde{x}_i - \bar{x})(\tilde{y}_i - \bar{y})^\top + \gamma^2 \Sigma_{\tilde{x}\tilde{y}}}{\bar{\theta}^2}. \end{aligned} \quad (8)$$

Then, for any  $i \in [n]$ , the random perturbations defined in (6) satisfy

$$\mathbb{E}_{\theta,j} \delta_i \delta_i^\top = \Sigma_{\tilde{x}\tilde{x}}^{(i)}, \quad \mathbb{E}_{\theta,j} \varepsilon_i \varepsilon_i^\top = \Sigma_{\tilde{y}\tilde{y}}^{(i)}, \quad \text{and} \quad \mathbb{E}_{\theta,j} \delta_i \varepsilon_i^\top = \Sigma_{\tilde{x}\tilde{y}}^{(i)}. \quad (9)$$

Following recent lines of work that interpret various random perturbations such as dropout as regularization [33, 34], we can now introduce and study an approximate Mixup risk:

$$\mathcal{E}_Q^{\text{Mixup}}(f) = \frac{1}{n} \sum_{i=1}^n \mathbb{E}_{\theta, j} \ell_Q^{(i)}(\tilde{y}_i + \varepsilon_i, f(\tilde{x}_i + \delta_i)) , \quad (10)$$

obtained by replacing the loss function  $\ell(\tilde{y}, f(\tilde{x}))$  by a second-order quadratic Taylor approximation near each modified input/output training pairs  $(\tilde{x}_i, \tilde{y}_i)$ , namely, for any  $i \in [n]$  and  $(\delta, \varepsilon) \in \mathcal{X} \times \mathcal{Y}$ :

$$\begin{aligned} \ell_Q^{(i)}(\tilde{y}_i + \varepsilon, f(\tilde{x}_i + \delta)) &= \ell(\tilde{y}_i, f(\tilde{x}_i)) + \nabla_y \ell(\tilde{y}_i, f(\tilde{x}_i)) \varepsilon + \nabla_u \ell(\tilde{y}_i, f(\tilde{x}_i)) \nabla_x f(\tilde{x}_i) \delta \\ &\quad + \frac{1}{2} \left\langle \delta \delta^\top, \nabla f(\tilde{x}_i)^\top \nabla_{uu}^2 \ell(\tilde{y}_i, f(\tilde{x}_i)) \nabla f(\tilde{x}_i) + \nabla_u \ell(\tilde{y}_i, f(\tilde{x}_i)) \nabla^2 f(\tilde{x}_i) \right\rangle \\ &\quad + \frac{1}{2} \left\langle \varepsilon \varepsilon^\top, \nabla_{yy}^2 \ell(\tilde{y}_i, f(\tilde{x}_i)) \right\rangle + \left\langle \varepsilon \delta^\top, \nabla_{yu}^2 \ell(\tilde{y}_i, f(\tilde{x}_i)) \nabla f(\tilde{x}_i) \right\rangle , \end{aligned} \quad (11)$$

assuming both  $\ell$  and  $f$  are twice continuously differentiable. Due to its quadratic form as a function of input and output perturbations, the approximate Mixup risk (10) can be re-expressed as a regularized ERM risk, as shown in the next result. We note that the expression we derive is in fact valid for *any* joint perturbation of the inputs and outputs with covariance structure given in (9).

**Theorem 2.** *For any twice continuously differentiable loss  $\ell(y, u)$ , the approximate Mixup risk at any twice differentiable  $f \in \mathcal{H}$  satisfies*

$$\mathcal{E}_Q^{\text{Mixup}}(f) = \frac{1}{n} \sum_{i=1}^n \ell(\tilde{y}_i, f(\tilde{x}_i)) + R_1(f) + R_2(f) + R_3(f) + R_4(f) , \quad (12)$$

where

$$\begin{aligned} R_1(f) &= \frac{1}{2n} \sum_{i=1}^n \left\langle \Sigma_{\tilde{x}\tilde{x}}^{(i)}, \left( \nabla f(\tilde{x}_i) - J^{(i)} \right)^\top \nabla_{uu}^2 \ell(\tilde{y}_i, f(\tilde{x}_i)) \left( \nabla f(\tilde{x}_i) - J^{(i)} \right) \right\rangle , \\ R_2(f) &= \frac{1}{2n} \sum_{i=1}^n \left\langle \Sigma_{\tilde{x}\tilde{x}}^{(i)}, \nabla_u \ell(\tilde{y}_i, f(\tilde{x}_i)) \nabla^2 f(\tilde{x}_i) \right\rangle , \\ R_3(f) &= -\frac{1}{2n} \sum_{i=1}^n \left\langle \Sigma_{\tilde{y}\tilde{x}}^{(i)} \left( \Sigma_{\tilde{x}\tilde{x}}^{(i)} \right)^{-1} \Sigma_{\tilde{x}\tilde{y}}^{(i)}, \nabla_{yu}^2 \ell(\tilde{y}_i, f(\tilde{x}_i)) \nabla_{uu}^2 \ell(\tilde{y}_i, f(\tilde{x}_i))^{-1} \nabla_{uy}^2 \ell(\tilde{y}_i, f(\tilde{x}_i)) \right\rangle , \\ R_4(f) &= \frac{1}{2n} \sum_{i=1}^n \left\langle \Sigma_{\tilde{y}\tilde{y}}^{(i)}, \nabla_{yy}^2 \ell(\tilde{y}_i, f(\tilde{x}_i)) \right\rangle , \end{aligned}$$

and

$$\forall i \in [n], \quad J^{(i)} = - \left( \nabla_{uu}^2 \ell(\tilde{y}_i, f(\tilde{x}_i)) \right)^{-1} \nabla_{uy}^2 \ell(\tilde{y}_i, f(\tilde{x}_i)) \Sigma_{\tilde{y}\tilde{x}}^{(i)} \left( \Sigma_{\tilde{x}\tilde{x}}^{(i)} \right)^{-1} . \quad (13)$$

Theorem 2 captures the effect of the random perturbations in Mixup as a sum of four penalty terms  $R_i(f)$  for  $i \in [4]$ . They regularize the simple ERM risk applied on the

modified inputs  $\tilde{x}_i$  and smoothed outputs  $\tilde{y}_i$ . Before studying the role of the different penalty terms, we derive their expressions for the cross-entropy loss (similar derivations for the logistic and squared error losses are described in Appendix A.2 and A.3).

**Corollary 1.** *Let  $p : \mathbb{R}^c \rightarrow \mathbb{R}^c$  be the softmax operator, i.e., for any  $i \in [c]$  and  $u \in \mathbb{R}^c$ ,  $p(u)_i = e^{u_i} / \sum_{j=1}^c e^{u_j}$ , and for any  $q \in \mathbb{R}^c$  let  $H(q) = \text{diag}(q) - qq^\top \in \mathbb{R}^{c \times c}$ . The approximate Mixup risk for the cross-entropy loss satisfies*

$$\mathcal{E}_Q^{\text{Mixup}}(f) = \frac{1}{n} \sum_{i=1}^n \ell^{\text{CE}}(\tilde{y}_i, f(\tilde{x}_i)) + R_1^{\text{CE}}(f) + R_2^{\text{CE}}(f) + R_3^{\text{CE}}(f),$$

where

$$\begin{aligned} R_1^{\text{CE}}(f) &= \frac{1}{2n} \sum_{i=1}^n \left\langle \Sigma_{\tilde{x}\tilde{x}}^{(i)}, \left( \nabla f(\tilde{x}_i) - J^{(i)} \right)^\top H(p(f(\tilde{x}_i))) \left( \nabla f(\tilde{x}_i) - J^{(i)} \right) \right\rangle, \\ R_2^{\text{CE}}(f) &= \frac{1}{2n} \sum_{i=1}^n \left\langle \Sigma_{\tilde{x}\tilde{x}}^{(i)}, (p(f(\tilde{x}_i)) - \tilde{y}_i)^\top \nabla^2 f(\tilde{x}_i) \right\rangle, \\ R_3^{\text{CE}}(f) &= -\frac{1}{2n} \sum_{i=1}^n \left\langle \Sigma_{\tilde{y}\tilde{x}}^{(i)} \left( \Sigma_{\tilde{x}\tilde{x}}^{(i)} \right)^{-1} \Sigma_{\tilde{x}\tilde{y}}^{(i)}, H(p(f(\tilde{x}_i)))^{-1} \right\rangle, \end{aligned}$$

with

$$\forall i \in [n], \quad J^{(i)} = H(p(f(\tilde{x}_i)))^{-1} \Sigma_{\tilde{y}\tilde{x}}^{(i)} \left( \Sigma_{\tilde{x}\tilde{x}}^{(i)} \right)^{-1}. \quad (14)$$

## 5 Discussion and experiments

Let us now discuss the validity of our analysis, and the regularization properties of Mixup it suggests. To support our discussion, we provide empirical results on a synthetic binary classification problem (noisy two-moon problem), training a logistic regression model with random Fourier features [26]; this allows us to get rid of convergence issues due to the convexity of the problem, but still work with nonlinear models of the input points. For each experimental result we report mean and 95% confidence interval using 30 repetitions over 30 different instances of the data. All details about experiments are provided in Appendix C.

**Analyzing input/output perturbations with Taylor approximation.** To analyze the regularization effect of Mixup, we used a quadratic approximation of the loss function (11). We note that compared to similar approximations that have been proposed to study the regularization effect of input perturbation only, such as dropout [33, 34], we must include in the Taylor expansion all second-order terms involving the input perturbation only (term with  $\delta\delta^\top$ ), the output perturbation only (term with  $\varepsilon\varepsilon^\top$ ), and their interaction (term with  $\varepsilon\delta^\top$ ). In the absence of output perturbation (e.g., in the case of dropout), only the term in  $\delta\delta^\top$  matters, and in the absence of correlation between input and output perturbation (e.g., dropout combined with independent label smoothing), then the term in  $\varepsilon\delta^\top$  does not matter either. Mixup is unique in the correlation it creates between input



and output perturbations, which is captured by the interaction term with  $\varepsilon\delta^\top$  in (11). Regarding the validity of the Taylor approximation, we note that, as for similar work on input perturbation, the approximate Mixup risk (10) is only a good approximation to the Mixup risk for “small” perturbations; as noted in [34, Annex A.2], though, this often remains valid even for “large” input perturbation followed by a linear transformation layer. To support empirically the validity of the approximation, Figure 2 shows the training and test performance of ERM, Mixup, and the approximate Mixup formulation, where we dropped the term  $R_2(f)$  in the regularization since it empirically induces numerical instability due to its non-convexity (see also [34] for a discussion about discarding the Hessian regularization). We can see how training without regularization (ERM) leads to overfitted estimators, while

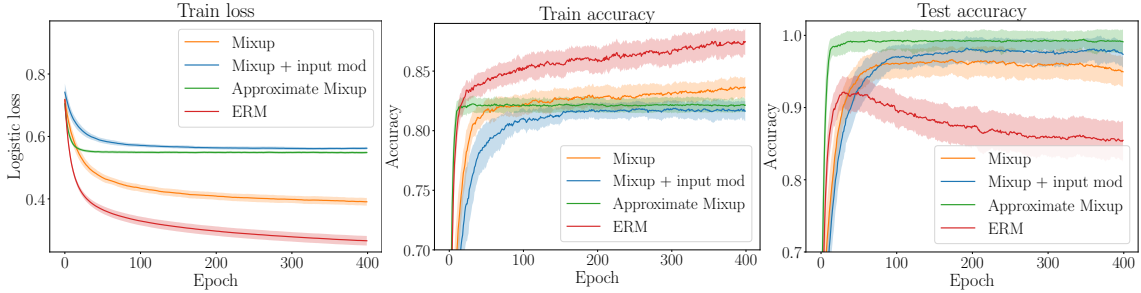


Fig. 2: From left to right: train loss, train and test accuracy during optimization of a logistic regression model trained on the noisy two-moon problem with Mixup, approximate Mixup and ERM risks. The *Mixup + input mod* curve corresponds to the Mixup model applied to modified inputs for predictions.

both Mixup and approximate Mixup have lower training accuracy but higher test accuracy than ERM, suggesting that approximate Mixup correctly mimics Mixup’s ability to control overfitting.

**Input modification.** By Lemma 1, we see that Mixup implicitly shrinks inputs towards their mean since the Mixup risk involves the empirical risk over modified inputs  $\tilde{x}_i$  and outputs  $\tilde{y}_i$ . An important consequence is that the function  $f$  estimated by Mixup should ideally be applied to transformed data at test time, i.e., the prediction for point  $x$  should be

$$g(x) = \bar{y} \left(1 - \frac{1}{\theta}\right) + \frac{1}{\theta} f(\bar{\theta}x + (1 - \bar{\theta})\bar{x}), \quad (15)$$

where  $\bar{x}$  and  $\bar{y}$  are the average training input and output, respectively. For centered training data ( $\bar{x} = \bar{y} = 0$ ) and homogeneous functions ( $f(ux) = uf(x)$  for any  $(u, x) \in \mathbb{R} \times \mathcal{X}$ , e.g., linear models or neural networks with ReLU activation and linear transformations), this has no impact as  $g(x) = f(x)$  in that case. For more general models, however, (15) may be a better predictor than  $f$ . For example, we clearly see in Figure 1 that the asymptotically Bayes optimal classifier under the Mixup distribution matches the one under the empirical distribution of the modified data (up to regularization effects), and not of the original data. This is coherent with Figure 2 that shows that even on our toy problem, using (15) at prediction time for the model trained with Mixup improves test accuracy, and gets closer to the performance of approximate Mixup. Interestingly, when the classes are balanced,

i.e.,  $\bar{y} = \frac{1}{c}\mathbf{1}_c$ , the transformation in (15) adds the same constant to each of the  $c$  entries of  $f$ . In particular, in the multi-class setting, since the softmax is invariant to a constant in the logits, (15) becomes equivalent to a scaling of the logits, commonly referred to as temperature scaling [13]. While temperature scaling is traditionally tuned with a validation set [13], mixup automatically sets this value, according to the distribution of  $\theta$ .

**Label smoothing.** The transformation that modifies the original labels  $y_i$  onto  $\tilde{y}_i$  acts as some form of *label smoothing*, a technique known to often improve accuracy and calibration [30, 21]. The transformed labels  $\tilde{y}_i$  are indeed pulled towards the average label  $\bar{y}$ . Recall from [30] that label smoothing consists in training a model on the perturbed version of the training labels defined as  $y_i^{LS} = (1 - \varepsilon)y_i + \varepsilon u(i)$ , where  $\varepsilon$  is a fixed scalar in  $[0, 1]$  and  $u(i)$  is a fixed distribution over the labels. It is easy to see that for  $\varepsilon = (1 - \bar{\theta})$  and  $u(i) = \bar{y}$  the two formulations coincide. This implies that Mixup implicitly performs label smoothing, and can benefit from this technique in terms of accuracy or calibration. In Proposition 1 of the appendix, we formally prove that, in the case of the cross entropy and linear models, label smoothing translates into an *increase* in the average entropy of the predictions, or, in other words, that predictions become less certain, as observed in practice. Figure 3 shows

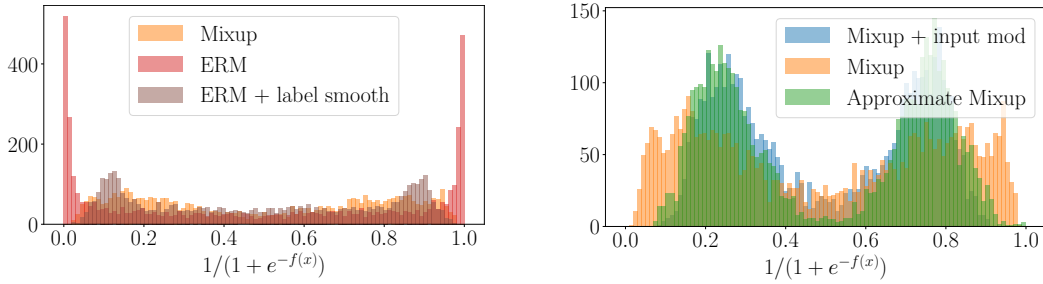


Fig. 3: Histograms of confidence of predictions on test points, for models trained with different techniques.

this implicit label smoothing effect of Mixup through the histograms of the confidence of the estimators’ predictions on test points. From the first plot, we notice how standard ERM produces very confident predictions, how label smoothing helps decreasing ERM confidence at test time, and how Mixup naturally produces even less confident (and often better calibrated) predictions. From the second plot, we see that that approximate Mixup, like Mixup, produces less confident prediction, and that the similarity of the prediction confidence is very good when Mixup is “correctly” used at prediction time using (15). This supports our analysis that Mixup’s ability to produce well-calibrated scores stems from the label smoothing effect captured by our approximate Mixup formulation.

**Jacobian regularization.** The first implicit regularization term  $R_1(f)$  in Theorem 2 penalizes the discrepancy between  $\nabla f(\tilde{x}_i)$  and  $J^{(i)}$  given by (13). We recognize in  $J^{(i)}$  the Jacobian of the standard MOLS model trained in the input space on the modified training set, with an increased weight for sample  $(\tilde{x}_i, \tilde{y}_i)$  in  $J^{(i)}$ . Compared to, e.g., dropout regularization which penalizes the norm of  $\nabla f$  at the training points, we therefore see that Mixup also regularizes the Jacobian of  $f$  but with a different and more informative implicit

bias, namely, to mimic a good linear model in the input space. Furthermore, we note from the proof of [Theorem 2](#) that this implicit bias results from the correlation between input and output noise, which may explain why independent Mixup in the input and output performs more poorly than standard Mixup [36]. While this regularization is similar across all points in the squared loss setting ([Corollary 3](#)), it is weighted by the Hessian  $H(p(f(\tilde{x}_i)))$  in the cross-entropy loss ([Corollary 1](#)). Similar to dropout, this implies that this regularization vanishes when the prediction  $p(f(\tilde{x}_i))$  is confidently near 0 or 1. In the Mixup case, though, the label smoothing effect discussed in the previous paragraph tends to prevent over-confident predictions on the training point (see [Proposition 1](#) for a formal description of that property), therefore ensuring that the Jacobian regularization in  $R_1(f)$  remains active even for “easy” points. This interaction between label smoothing (due to output Mixup) and Jacobian regularization (due to input Mixup) may explain why Mixup on inputs only performs poorly compared to Mixup on both inputs and outputs [31].

## 6 Conclusions

In this paper we have proposed the first theoretical analysis that explains the multiple regularization effects of Mixup. We have proved that training with Mixup is equivalent to learn on modified data with the injection of structured noise. Through a Taylor approximation, we have further shown that Mixup amounts to empirical risk minimization on modified points plus multiple regularization terms. Fascinatingly, our derivation shows that Mixup induces varied and complex effects, e.g., calibration, Jacobian regularization, label noise and normalization, while being a simple and cheap data augmentation technique. More broadly, we have studied how a specific combination of data modification and noise injection leads to certain regularizers. An interesting research question is whether we can *reverse-engineer* this process, namely starting from possibly expensive regularizers and design the corresponding data augmentation technique emulating their effects at a lower computational cost.

## References

- [1] Martin Arjovsky, Soumith Chintala, and Léon Bottou. Wasserstein gan. *arXiv preprint arXiv:1701.07875*, 2017.
- [2] Sanjeev Arora, Nadav Cohen, Wei Hu, and Yuping Luo. Implicit regularization in deep matrix factorization. In *Advances in Neural Information Processing Systems*, pages 7411–7422, 2019.
- [3] Devansh Arpit, Stanisław Jastrzębski, Nicolas Ballas, David Krueger, Emmanuel Bengio, Maxinder S Kanwal, Tegan Maharaj, Asja Fischer, Aaron Courville, Yoshua Bengio, et al. A closer look at memorization in deep networks. In *Proceedings of the 34th International Conference on Machine Learning-Volume 70*, pages 233–242. JMLR.org, 2017.
- [4] Peter L Bartlett, Dylan J Foster, and Matus J Telgarsky. Spectrally-normalized margin

- bounds for neural networks. In *Advances in Neural Information Processing Systems*, pages 6240–6249, 2017.
- [5] David Berthelot, Nicholas Carlini, Ian Goodfellow, Nicolas Papernot, Avital Oliver, and Colin Raffel. Mixmatch: A holistic approach to semi-supervised learning. *arXiv preprint arXiv:1905.02249*, 2019.
  - [6] Chris M Bishop. Training with noise is equivalent to tikhonov regularization. *Neural computation*, 7(1):108–116, 1995.
  - [7] L. Bottou and O. Bousquet. The tradeoffs of large scale learning. In J. C. Platt, D. Koller, Y. Singer, and S. T. Roweis, editors, *Adv. Neural. Inform. Process Syst.*, volume 20, pages 161–168. Curran Associates, Inc., 2008.
  - [8] Stephen Boyd, Stephen P Boyd, and Lieven Vandenberghe. *Convex optimization*. Cambridge university press, 2004.
  - [9] Moustapha Cisse, Piotr Bojanowski, Edouard Grave, Yann Dauphin, and Nicolas Usunier. Parseval networks: Improving robustness to adversarial examples. In *Proceedings of the 34th International Conference on Machine Learning-Volume 70*, pages 854–863. JMLR. org, 2017.
  - [10] Yarin Gal and Zoubin Ghahramani. Dropout as a bayesian approximation: Representing model uncertainty in deep learning. In *international conference on machine learning*, pages 1050–1059, 2016.
  - [11] Ian Goodfellow, Yoshua Bengio, and Aaron Courville. *Deep learning*. MIT press, 2016.
  - [12] Ishaan Gulrajani, Faruk Ahmed, Martin Arjovsky, Vincent Dumoulin, and Aaron C Courville. Improved training of wasserstein gans. In *Advances in neural information processing systems*, pages 5767–5777, 2017.
  - [13] Chuan Guo, Geoff Pleiss, Yu Sun, and Kilian Q Weinberger. On calibration of modern neural networks. In *Proceedings of the 34th International Conference on Machine Learning-Volume 70*, pages 1321–1330. JMLR. org, 2017.
  - [14] Hongyu Guo, Yongyi Mao, and Richong Zhang. Mixup as locally linear out-of-manifold regularization. In *Proceedings of the AAAI Conference on Artificial Intelligence*, volume 33, pages 3714–3722, 2019.
  - [15] Kaiming He, Xiangyu Zhang, Shaoqing Ren, and Jian Sun. Deep residual learning for image recognition. In *Proceedings of the IEEE conference on computer vision and pattern recognition*, pages 770–778, 2016.
  - [16] Matthias Hein and Maksym Andriushchenko. Formal guarantees on the robustness of a classifier against adversarial manipulation. In *Advances in Neural Information Processing Systems*, pages 2266–2276, 2017.
  - [17] Geoffrey E Hinton. Learning translation invariant recognition in a massively parallel networks. In *International Conference on Parallel Architectures and Languages Europe*, pages 1–13. Springer, 1987.

- [18] Beyrem Khalfaoui, Joseph Boyd, and Jean-Philippe Vert. Asni: Adaptive structured noise injection for shallow and deep neural networks. *arXiv preprint arXiv:1909.09819*, 2019.
- [19] Anders Krogh and John A Hertz. A simple weight decay can improve generalization. In *Advances in neural information processing systems*, pages 950–957, 1992.
- [20] Yann LeCun, Léon Bottou, Yoshua Bengio, and Patrick Haffner. Gradient-based learning applied to document recognition. *Proceedings of the IEEE*, 86(11):2278–2324, 1998.
- [21] Rafael Müller, Simon Kornblith, and Geoffrey E Hinton. When does label smoothing help? In H. Wallach, H. Larochelle, A. Beygelzimer, F. d’Alché Buc, E. Fox, and R. Garnett, editors, *Advances in Neural Information Processing Systems 32*, pages 4694–4703. Curran Associates, Inc., 2019. URL <http://papers.nips.cc/paper/8717-when-does-label-smoothing-help.pdf>.
- [22] Rafael Müller, Simon Kornblith, and Geoffrey E Hinton. When does label smoothing help? In *Advances in Neural Information Processing Systems*, pages 4696–4705, 2019.
- [23] Behnam Neyshabur. Implicit regularization in deep learning. *arXiv preprint arXiv:1709.01953*, 2017.
- [24] Behnam Neyshabur, Russ R Salakhutdinov, and Nati Srebro. Path-sgd: Path-normalized optimization in deep neural networks. In *Advances in Neural Information Processing Systems*, pages 2422–2430, 2015.
- [25] Gabriel Pereyra, George Tucker, Jan Chorowski, Łukasz Kaiser, and Geoffrey Hinton. Regularizing neural networks by penalizing confident output distributions. *arXiv preprint arXiv:1701.06548*, 2017.
- [26] Ali Rahimi and Benjamin Recht. Random features for large-scale kernel machines. In *Advances in neural information processing systems*, pages 1177–1184, 2008.
- [27] Tim Salimans and Durk P Kingma. Weight normalization: A simple reparameterization to accelerate training of deep neural networks. In *Advances in neural information processing systems*, pages 901–909, 2016.
- [28] Hanie Sedghi, Vineet Gupta, and Philip M Long. The singular values of convolutional layers. *arXiv preprint arXiv:1805.10408*, 2018.
- [29] Nitish Srivastava, Geoffrey Hinton, Alex Krizhevsky, Ilya Sutskever, and Ruslan Salakhutdinov. Dropout: a simple way to prevent neural networks from overfitting. *The journal of machine learning research*, 15(1):1929–1958, 2014.
- [30] Christian Szegedy, Vincent Vanhoucke, Sergey Ioffe, Jon Shlens, and Zbigniew Wojna. Rethinking the inception architecture for computer vision. In *Proceedings of the IEEE conference on computer vision and pattern recognition*, pages 2818–2826, 2016.

- [31] Sunil Thulasidasan, Gopinath Chennupati, Jeff Bilmes, Tanmoy Bhattacharya, and Sarah Michalak. On mixup training: Improved calibration and predictive uncertainty for deep neural networks. *arXiv preprint arXiv:1905.11001*, 2019.
- [32] Vikas Verma, Alex Lamb, Christopher Beckham, Amir Najafi, Ioannis Mitliagkas, Aaron Courville, David Lopez-Paz, and Yoshua Bengio. Manifold mixup: Better representations by interpolating hidden states. *arXiv preprint arXiv:1806.05236*, 2018.
- [33] Stefan Wager, Sida Wang, and Percy S Liang. Dropout training as adaptive regularization. In *Advances in neural information processing systems*, pages 351–359, 2013.
- [34] Colin Wei, Sham Kakade, and Tengyu Ma. The implicit and explicit regularization effects of dropout. *arXiv preprint arXiv:2002.12915*, 2020.
- [35] Sangdoo Yun, Dongyoon Han, Seong Joon Oh, Sanghyuk Chun, Junsuk Choe, and Youngjoon Yoo. Cutmix: Regularization strategy to train strong classifiers with localizable features. In *Proceedings of the IEEE International Conference on Computer Vision*, pages 6023–6032, 2019.
- [36] Hongyi Zhang, Moustapha Cissé, Yann N. Dauphin, and David Lopez-Paz. mixup: Beyond empirical risk minimization. In *6th International Conference on Learning Representations, ICLR 2018, Vancouver, BC, Canada, April 30 - May 3, 2018, Conference Track Proceedings*, 2018. URL <https://openreview.net/forum?id=r1Ddp1-Rb>.

## A Additional results

### A.1 Formal study of the effect of label smoothing

In the next proposition, we formally describe the effect induced by label smoothing in the case of the cross entropy. We will see that applying label smoothing leads to predictions with a higher entropy, or, in other words, *less certain* predictions.

Before stating the proposition, we introduce some additional notation. We denote by

$$\Delta_c = \{u \in \mathbb{R}^c; u^\top \mathbf{1}_c = 1 \text{ and for } j \in [c], u_j \geq 0\}$$

the simplex in  $\mathbb{R}^c$ . For  $p \in \Delta_c$ , we denote by

$$\mathcal{Z}(p) = - \sum_{j=1}^c p_j \log(p_j)$$

the entropy of a categorical distribution with parameter  $p$ . Moreover, we recall that it is concave and it is the Fenchel conjugate, up to a sign flip, of the log-sum-exp function

$$\mathcal{Z}(p) = - \max_{t \in \mathbb{R}^c} \left\{ p^\top t - \log \left( \sum_{j=1}^c e^{t_j} \right) \right\}, \quad (16)$$

as for instance detailed in Example 5.5 of [8]. Like in [Corollary 1](#), we introduce the softmax operator  $\mathcal{S} : \mathbb{R}^c \mapsto \Delta_c$  defined for  $j \in [c]$  by

$$\mathcal{S}(u)_j = \frac{e^{u_j}}{\sum_{k=1}^c e^{u_k}}.$$

**Proposition 1.** *Let us consider the following two classification problems with a cross-entropy loss and linear model  $f(x) = Wx$  parameterized by  $W \in \mathbb{R}^{c \times d}$ ,*

$$\min_{W \in \mathbb{R}^{c \times d}} \frac{1}{n} \sum_{i=1}^n \ell^{CE}(y_i, Wx_i) \quad (17)$$

and

$$\min_{W \in \mathbb{R}^{c \times d}} \frac{1}{n} \sum_{i=1}^n \ell^{CE}(\tilde{y}_i, Wx_i) \quad (18)$$

defined without and with label smoothing respectively, i.e., with  $\tilde{y}_i = \bar{y} + \bar{\theta}(y_i - \bar{y}) \in \Delta_c$  for  $i \in [n]$ . Let us denote by  $W^\star$  and  $W_{ls}^\star$  a solution of (17) and (18) respectively, together with

$$p_i = \mathcal{S}(W^\star x_i) \quad \text{and} \quad \tilde{p}_i = \mathcal{S}(W_{ls}^\star x_i). \quad (19)$$

It holds that the average entropy of the predictions of  $W_{ls}^\star$  is lower bounded as follows

$$\bar{\theta} \frac{1}{n} \sum_{i=1}^n \mathcal{Z}(p_i) + (1 - \bar{\theta}) \mathcal{Z}(\bar{y}) \leq \frac{1}{n} \sum_{i=1}^n \mathcal{Z}(\tilde{p}_i). \quad (20)$$

If predicting with  $W^\star$  also reduces the entropy of the average predictor, i.e.,  $\frac{1}{n} \sum_{i=1}^n \mathcal{Z}(p_i) \leq \mathcal{Z}(\bar{y})$ , then label smoothing increases the average entropy of the predictions:

$$\frac{1}{n} \sum_{i=1}^n \mathcal{Z}(p_i) \leq \frac{1}{n} \sum_{i=1}^n \mathcal{Z}(\tilde{p}_i).$$

*Proof.* We first start by deriving a dual formulation for (18). The derivation for (17) follows along the same lines, up to the replacement of  $\tilde{y}_i$  by  $y_i$ .

Introducing primal variables  $u_i \in \mathbb{R}^c$  for  $i \in [n]$  with equality constraints  $Wx_i = u_i$  and the dual variables  $\xi_i \in \mathbb{R}^c$ , we obtain the following Lagrangian (see [8]):

$$\begin{aligned}\mathcal{L}(\{u_i, \xi_i\}_{i=1}^n, W) &= \frac{1}{n} \sum_{i=1}^n \{ \ell^{\text{CE}}(\tilde{y}_i, u_i) + \xi_i^\top (Wx_i - u_i) \} \\ &= \frac{1}{n} \sum_{i=1}^n \left\{ \log \left( \sum_{j=1}^c e^{(u_i)_j} \right) - (\xi_i + \tilde{y}_i)^\top u_i \right\} + \left\langle W, \frac{1}{n} \sum_{i=1}^n \xi_i x_i^\top \right\rangle\end{aligned}$$

from which we can derive the dual function using (16)

$$\min_{\{u_i\}_{i=1}^n, W} \mathcal{L}(\{u_i, \xi_i\}_{i=1}^n, W) = \begin{cases} \frac{1}{n} \sum_{i=1}^n \mathcal{Z}(\xi_i + \tilde{y}_i) & \text{if } \sum_{i=1}^n \xi_i x_i^\top = 0 \text{ and } \xi_i + \tilde{y}_i \in \Delta_c, \\ -\infty & \text{otherwise} \end{cases}$$

and the dual problem

$$\max_{\{\nu_i\}_{i=1}^n} \frac{1}{n} \sum_{i=1}^n \mathcal{Z}(\nu_i) \quad \text{subject to } \nu_i \in \Delta_c, \quad i \in [n], \quad \text{and} \quad \sum_{i=1}^n (\nu_i - \tilde{y}_i) x_i^\top = 0 \quad (21)$$

where we have made the change of variables  $\nu_i = \xi_i + \tilde{y}_i$ . The dual problem for (17) is identical to (21) up to the replacement of  $\tilde{y}_i$  by  $y_i$ .

Recalling the definitons in (19) and exploiting the first-order optimality conditions of (17) and (18), we have

$$\sum_{i=1}^n (p_i - y_i) x_i^\top = 0 \quad \text{and} \quad \sum_{i=1}^n (\tilde{p}_i - \tilde{y}_i) x_i^\top = 0,$$

so that  $\{\tilde{p}_i\}_{i=1}^n$  is feasible for the dual problem (21). Since strong duality applies [8], it also holds that  $\{\tilde{p}_i\}_{i=1}^n$  maximize (21).

Let us consider  $\{q_i\}_{i=1}^n$  defined for  $i \in [n]$  by

$$q_i = \bar{\theta} p_i + (1 - \bar{\theta}) \bar{y}.$$

We can easily observe that  $q_i \in \Delta_c$  as convex combination of  $p_i, \bar{y} \in \Delta_c$  and that

$$\sum_{i=1}^n (q_i - \tilde{y}_i) x_i^\top = \bar{\theta} \sum_{i=1}^n (p_i - y_i) x_i^\top + (1 - \bar{\theta}) \sum_{i=1}^n (\bar{y} - \tilde{y}_i) x_i^\top = 0.$$

This implies that  $\{q_i\}_{i=1}^n$  is feasible for (21) and we have

$$\frac{1}{n} \sum_{i=1}^n \mathcal{Z}(q_i) \leq \frac{1}{n} \sum_{i=1}^n \mathcal{Z}(\tilde{p}_i).$$

We get the advertised result by using the concavity of  $\mathcal{Z}$  so that  $\bar{\theta} \mathcal{Z}(p_i) + (1 - \bar{\theta}) \mathcal{Z}(\bar{y}) \leq \mathcal{Z}(q_i)$ .  $\square$



## A.2 Mixup for logistic regression

In the binary classification setting, minimizing the empirical cross-entropy risk over  $f : \mathcal{X} \rightarrow \mathbb{R}^2$  after one-hot encoding of the two possible classes in  $\mathbb{R}^2$  as  $(0, 1)^\top$  and  $(1, 0)^\top$  is equivalent to minimizing the following well-known logistic loss over  $f : \mathcal{X} \rightarrow \mathbb{R}$  after encoding the two classes in  $\mathbb{R}$  as 0 and 1:

$$\ell^{\text{LR}}(y, u) = \log(1 + e^u) - yu. \quad (22)$$

The regularization effect of Mixup in that case is detailed in the following result:

**Corollary 2.** *Let  $s : \mathbb{R} \rightarrow \mathbb{R}$  be the sigmoid operator, i.e., for any  $u \in \mathbb{R}$ ,  $s(u) = (1 + e^{-u})^{-1}$ , and for any  $q \in \mathbb{R}$  let  $v(q) = q(1 - q) \in \mathbb{R}$ . The approximate Mixup risk for the logistic regression loss satisfies*

$$\mathcal{E}_Q^{\text{Mixup}}(f) = \frac{1}{n} \sum_{i=1}^n \ell^{\text{LR}}(\tilde{y}_i, f(\tilde{x}_i)) + R_1^{\text{LR}}(f) + R_2^{\text{LR}}(f) + R_3^{\text{LR}}(f),$$

where

$$\begin{aligned} R_1^{\text{LR}}(f) &= \frac{1}{2n} \sum_{i=1}^n v(s(f(\tilde{x}_i))) \left\langle \Sigma_{\tilde{x}\tilde{x}}^{(i)}, \left( \nabla f(\tilde{x}_i) - J^{(i)} \right)^\top \left( \nabla f(\tilde{x}_i) - J^{(i)} \right) \right\rangle, \\ R_2^{\text{LR}}(f) &= \frac{1}{2n} \sum_{i=1}^n (s(f(\tilde{x}_i)) - \tilde{y}_i) \left\langle \Sigma_{\tilde{x}\tilde{x}}^{(i)}, \nabla^2 f(\tilde{x}_i) \right\rangle, \\ R_3^{\text{LR}}(f) &= -\frac{1}{2n} \sum_{i=1}^n \frac{\Sigma_{\tilde{y}\tilde{x}}^{(i)} \left( \Sigma_{\tilde{x}\tilde{x}}^{(i)} \right)^{-1} \Sigma_{\tilde{x}\tilde{y}}^{(i)}}{v(s(f(\tilde{x}_i)))}, \end{aligned}$$

with

$$\forall i \in [n], \quad J^{(i)} = \frac{\Sigma_{\tilde{y}\tilde{x}}^{(i)} \left( \Sigma_{\tilde{x}\tilde{x}}^{(i)} \right)^{-1}}{v(s(f(\tilde{x}_i)))}. \quad (23)$$

*Proof.* For the definition (22) of the logistic regression loss  $\ell^{\text{LR}}(y, u)$ , we easily get:

$$\begin{aligned} \nabla_y \ell^{\text{LR}}(y, u) &= -u, \\ \nabla_u \ell^{\text{LR}}(y, u) &= s(u) - y, \\ \nabla_{yy}^2 \ell^{\text{LR}}(y, u) &= 0, \\ \nabla_{yu}^2 \ell^{\text{LR}}(y, u) &= -1, \\ \nabla_{uu}^2 \ell^{\text{LR}}(y, u) &= v(s(u)). \end{aligned}$$

Plugging these results back in the four regularization terms in [Theorem 2](#) we conclude the proof.  $\square$

### A.3 Mixup for the squared error loss

The next result summarizes the form of the approximate Mixup risk in the case of the squared error loss, and shows in particular that Mixup has no effect of linear least-squares regression models.

**Corollary 3.** *The approximate Mixup risk for the squared error loss satisfies*

$$\mathcal{E}_Q^{\text{Mixup}}(f) = \frac{1}{n} \sum_{i=1}^n \ell^{\text{SE}}(\tilde{y}_i, f(\tilde{x}_i)) + R_1^{\text{SE}}(f) + R_2^{\text{SE}}(f) + C, \quad (24)$$

where  $C$  is a constant independent of  $f$  and

$$R_1^{\text{SE}}(f) = \frac{1}{2n} \sum_{i=1}^n \|\nabla f(\tilde{x}_i) - J^{(i)}\|_{\Sigma_{\tilde{x}\tilde{x}}^{(i)}}^2 \quad \text{and} \quad R_2^{\text{SE}}(f) = \frac{1}{2n} \sum_{i=1}^n \left\langle \Sigma_{\tilde{x}\tilde{x}}^{(i)}, (f(\tilde{x}_i) - \tilde{y}_i)^\top \nabla^2 f(\tilde{x}_i) \right\rangle,$$

with

$$\forall i \in [n], \quad J^{(i)} = \Sigma_{\tilde{y}\tilde{x}}^{(i)} \left( \Sigma_{\tilde{x}\tilde{x}}^{(i)} \right)^{-1}. \quad (25)$$

In particular, when we consider linear models with intercept of the form  $f_{W,b}(x) = Wx + b$  for  $(W, b) \in \mathbb{R}^{c \times d} \times \mathbb{R}^c$ , then the exact Mixup risk satisfies

$$\mathcal{E}^{\text{Mixup}}(f_{W,b}) = \frac{2\sigma^2 + 2\bar{\theta}^2 + (1 - \bar{\theta})^2}{2n} \sum_{i=1}^n \ell^{\text{SE}}(y_i, f_{W,\bar{b}}(x_i)) + \|b - \bar{b}\|^2 + C, \quad (26)$$

where  $C$  is a constant that does not depend on  $(W, b)$  and  $\bar{b} = \bar{y} - W\bar{x}$ . Consequently, the linear model that minimizes  $\mathcal{E}^{\text{Mixup}}$  is the standard multivariate ordinary least squares (MOLS) predictor that minimizes  $\mathcal{E}^{\text{ERM}}$  on the original data, i.e., Mixup has no effect on linear least-squares regression.

*Proof.* For the definition (3) of the squared error loss  $\ell^{\text{SE}}(y, u)$ , we easily get:

$$\begin{aligned} \nabla_y \ell^{\text{SE}}(y, u) &= (y - u)^\top, \\ \nabla_u \ell^{\text{SE}}(y, u) &= (u - y)^\top, \\ \nabla_{yy}^2 \ell^{\text{SE}}(y, u) &= \nabla_{uu}^2 \ell^{\text{SE}}(y, u) = \mathbf{I}_c, \\ \nabla_{yu}^2 \ell^{\text{SE}}(y, u) &= -\mathbf{I}_c. \end{aligned}$$

Plugging these results back in the 4 regularization terms in Theorem 2 proves (24).

When  $f$  is a linear function with intercept of the form  $f_{W,b}(x) = Wx + b$ , then we first note that  $\ell^{\text{SE}}(y, f_{W,b}(x))$  is a quadratic function of  $(x, y)$ , so the second-order Taylor approximation (11) is exact in that case:  $\ell_Q^{\text{SE}(i)}(y, f_{W,b}(x)) = \ell^{\text{SE}}(y, f_{W,b}(x))$  for any  $i \in [n]$  and  $(x, y) \in \mathcal{X} \times \mathcal{Y}$ , and consequently:

$$\forall (W, b) \in \mathbb{R}^{c \times d} \times \mathbb{R}^c, \quad \mathcal{E}_Q^{\text{Mixup}}(f_{W,b}) = \mathcal{E}^{\text{Mixup}}(f_{W,b}).$$

Applying (24) to the case of a linear function  $f_{W,b}$  gives us immediately  $R_2^{\text{SE}}(f_{W,b}) = 0$ , because  $\nabla^2 f_{W,b} = 0$ . For the first regularization term, we compute

$$\begin{aligned}
R_1^{\text{SE}}(f_{W,b}) &= \frac{1}{2n} \sum_{i=1}^n \|\nabla f(\tilde{x}_i) - J^{(i)}\|_{\Sigma_{\tilde{x}\tilde{x}}^{(i)}}^2 \\
&= \frac{1}{2n} \sum_{i=1}^n \|W - J^{(i)}\|_{\Sigma_{\tilde{x}\tilde{x}}^{(i)}}^2 \\
&= \frac{1}{2n} \sum_{i=1}^n \left( \langle W^\top W, \Sigma_{\tilde{x}\tilde{x}}^{(i)} \rangle - 2 \langle W, \Sigma_{\tilde{y}\tilde{x}}^{(i)} \rangle \right) + C \\
&= \frac{1}{2n} \sum_{i=1}^n \left[ \frac{\gamma^2}{n\bar{\theta}^2} \sum_{j=1}^n \|W(\tilde{x}_j - \bar{x}) - (\tilde{y}_j - \bar{y})\|^2 + \frac{\sigma^2}{\bar{\theta}^2} \|W(\tilde{x}_i - \bar{x}) - (\tilde{y}_i - \bar{y})\|^2 \right] + C \\
&= \frac{\sigma^2 + \gamma^2}{2n\bar{\theta}^2} \sum_{i=1}^n \|W(\tilde{x}_i - \bar{x}) - (\tilde{y}_i - \bar{y})\|^2 + C \\
&= \frac{2\sigma^2 + (1 - \bar{\theta})^2}{2n} \sum_{i=1}^n \|W(x_i - \bar{x}) - (y_i - \bar{y})\|^2 + C.
\end{aligned} \tag{27}$$

As for the empirical risk term, we can also rewrite it as

$$\begin{aligned}
\frac{1}{n} \sum_{i=1}^n \ell^{\text{SE}}(\tilde{y}_i, f_{W,b}(\tilde{x}_i)) &= \frac{1}{n} \sum_{i=1}^n \|W\tilde{x}_i + b - \tilde{y}_i\|^2 \\
&= \frac{1}{n} \sum_{i=1}^n \|W(\tilde{x}_i - \bar{x}) - (\tilde{y}_i - \bar{y}) + (b - \bar{b})\|^2 \\
&= \frac{1}{n} \sum_{i=1}^n \|W(\tilde{x}_i - \bar{x}) - (\tilde{y}_i - \bar{y})\|^2 + \|b - \bar{b}\|^2 \\
&= \frac{\bar{\theta}^2}{n} \sum_{i=1}^n \|W(x_i - \bar{x}) - (y_i - \bar{y})\|^2 + \|b - \bar{b}\|^2
\end{aligned} \tag{28}$$

Plugging (27) and (28) into (24) finally gives (26).

To see that the minimizer of (26) is the standard MOLS solution, we notice that the obvious solution for  $b$  is  $b = \bar{b}$ , which is the intercept of MOLS, while the solution for  $W$  should minimize the sum of squared errors over centered points, which is exactly what MOLS does.  $\square$

## B Proofs

### B.1 Proof of Theorem 1

*Proof.* To simplify notations, let us denote, for any  $i, j \in [n]$  and  $u \in [0, 1]$ ,

$$m_{ij}(u) = \ell(uy_i + (1-u)y_j, f(ux_i + (1-u)x_j)).$$

The Mixup risk (4) can then be written as

$$\mathcal{E}^{\text{Mixup}}(f) = \frac{1}{n^2} \sum_{i=1}^n \sum_{j=1}^n \mathbb{E}_{\lambda} m_{ij}(\lambda), \quad \lambda \sim \text{Beta}(\alpha, \alpha). \quad (29)$$

We now separate the values of  $\lambda$  depending on whether or not they are above  $1/2$  by expressing it as

$$\lambda = \pi \lambda_0 + (1 - \pi) \lambda_1, \quad \lambda_0 \sim \text{Beta}_{[0, \frac{1}{2}]}(\alpha, \alpha), \quad \lambda_1 \sim \text{Beta}_{[\frac{1}{2}, 1]}(\alpha, \alpha), \quad \pi \sim \text{Ber}\left(\frac{1}{2}\right). \quad (30)$$

By symmetry of the  $\text{Beta}(\alpha, \alpha)$  distribution around  $1/2$ , it is clear that  $\lambda$  defined in (30) follows a  $\text{Beta}(\alpha, \alpha)$  distribution, and furthermore that  $\lambda'_1 = 1 - \lambda_0$  follows, like  $\lambda_1$ , a  $\text{Beta}_{[\frac{1}{2}, 1]}(\alpha, \alpha)$  distribution. For any  $i, j \in [n]$ , we therefore get

$$\begin{aligned} \mathbb{E}_{\lambda} m_{ij}(\lambda) &= \mathbb{E}_{\lambda_0, \lambda_1, \pi} m_{ij}(\pi \lambda_0 + (1 - \pi) \lambda_1) \\ &= \frac{1}{2} [\mathbb{E}_{\lambda_0} m_{ij}(\lambda_0) + \mathbb{E}_{\lambda_1} m_{ij}(\lambda_1)] \\ &= \frac{1}{2} [\mathbb{E}_{\lambda'_1} m_{ji}(\lambda'_1) + \mathbb{E}_{\lambda_1} m_{ij}(\lambda_1)], \end{aligned}$$

where we used the fact that  $m_{ij}(1 - u) = m_{ji}(u)$  to get the third equality. Plugging this equality back into (29), we finally get

$$\begin{aligned} \mathcal{E}^{\text{Mixup}}(f) &= \frac{1}{2n^2} \sum_{i=1}^n \sum_{j=1}^n [\mathbb{E}_{\lambda'_1} m_{ji}(\lambda'_1) + \mathbb{E}_{\lambda_1} m_{ij}(\lambda_1)] \\ &= \frac{1}{n^2} \sum_{i=1}^n \sum_{j=1}^n \mathbb{E}_{\lambda_1} m_{ij}(\lambda_1) \\ &= \frac{1}{n} \sum_{i=1}^n \left[ \frac{1}{n} \sum_{j=1}^n \mathbb{E}_{\lambda_1} m_{ij}(\lambda_1) \right] \\ &= \frac{1}{n} \sum_{i=1}^n \ell_i, \end{aligned} \quad (31)$$

where

$$\ell_i = \mathbb{E}_{\theta, j} \ell(\theta y_i + (1 - \theta) y_j, f(\theta x_i + (1 - \theta) x_j)), \quad \theta \sim \text{Beta}_{[\frac{1}{2}, 1]}(\alpha, \alpha), \quad j \sim \text{Unif}([n]).$$

We now easily see that  $\tilde{x}_i$  and  $\tilde{y}_i$  defined in (5) satisfy

$$\begin{cases} \tilde{x}_i = \mathbb{E}_{\theta, j} [\theta x_i + (1 - \theta) x_j], \\ \tilde{y}_i = \mathbb{E}_{\theta, j} [\theta y_i + (1 - \theta) y_j], \end{cases}$$

and furthermore that  $\delta_i$  and  $\varepsilon_i$  defined in (6) satisfy

$$\begin{cases} \tilde{\delta}_i = \theta x_i + (1 - \theta) x_j - \mathbb{E}_{\theta, j} [\theta x_i + (1 - \theta) x_j], \\ \tilde{\varepsilon}_i = \theta y_i + (1 - \theta) y_j - \mathbb{E}_{\theta, j} [\theta y_i + (1 - \theta) y_j], \end{cases}$$

from which we deduce that  $\mathbb{E}_{\theta,j}\delta_i = \mathbb{E}_{\theta,j}\varepsilon_i = 0$  and

$$\ell_i = \mathbb{E}_{\theta,j}\ell\left(\tilde{y}_i + \tilde{\varepsilon}_i, f(\tilde{x}_i + \tilde{\delta}_i)\right).$$

Plugging this equality back into (31) concludes the proof.  $\square$

## B.2 Proof of Lemma 1

*Proof.* From the definition of  $\delta_i$  in (6), we easily get:

$$\begin{aligned}\mathbb{E}_{\theta,j}\delta_i\delta_i^\top &= \mathbb{E}_\theta(\theta - \bar{\theta})^2 x_i x_i^\top + \mathbb{E}_\theta[(1 - \theta)^2] \mathbb{E}_j[x_j x_j^\top] + (1 - \bar{\theta})^2 \bar{x} \bar{x}^\top \\ &\quad + \mathbb{E}_\theta[(\theta - \bar{\theta})(1 - \theta)] \mathbb{E}_j[x_i x_j^\top + x_j x_i^\top] - (1 - \bar{\theta}) \mathbb{E}_\theta[1 - \theta] \mathbb{E}_j[x_j \bar{x}^\top + \bar{x} x_j^\top] \\ &= \sigma^2 x_i x_i^\top + \gamma^2 \mathbb{E}_j[x_j x_j^\top] + (1 - \bar{\theta})^2 \bar{x} \bar{x}^\top - \sigma^2 (x_i \bar{x}^\top + \bar{x} x_i^\top) - 2(1 - \bar{\theta})^2 \bar{x} \bar{x}^\top \quad (32) \\ &= \sigma^2 (x_i x_i^\top - x_i \bar{x}^\top - \bar{x} x_i^\top) + \gamma^2 (\Sigma_{xx} + \bar{x} \bar{x}^\top) - (1 - \bar{\theta})^2 \bar{x} \bar{x}^\top \\ &= \sigma^2 (x_i - \bar{x})(x_i - \bar{x})^\top + \gamma^2 \Sigma_{xx},\end{aligned}$$

where we used the independence between  $\theta$  and  $j$  in the first equality; for the second, the facts that  $\mathbb{E}_\theta(\theta - \bar{\theta})^2 = \sigma^2$ ,  $\mathbb{E}_\theta[(1 - \theta)^2] = \sigma^2 + (1 - \bar{\theta})^2 = \gamma^2$ ,  $\mathbb{E}_\theta[(\theta - \bar{\theta})(1 - \theta)] = \bar{\theta}^2 - \mathbb{E}_\theta[\theta^2] = -\sigma^2$ , and  $\mathbb{E}_\theta[1 - \theta] = 1 - \bar{\theta}$ ; for the third, we reorganized the terms and used the equality  $\mathbb{E}_j x_j x_j^\top = \Sigma_{xx} + \bar{x} \bar{x}^\top$  by definition of the empirical covariance matrix  $\Sigma_{xx}$ ; the last equality is obtained by reorganizing the terms and using the definition of  $\gamma^2$ . In order to write this covariance matrix in terms of modified inputs, we notice that by definition (5) we have  $x_i - \bar{x} = (\tilde{x}_i - \bar{x})/\bar{\theta}$  and  $\mathbb{E}_j \tilde{x}_j = \mathbb{E}_j x_j = \bar{x}$ , which implies that the empirical covariance matrix of the modified inputs is  $\Sigma_{\tilde{x}\tilde{x}} = \bar{\theta}^2 \Sigma_{xx}$ . Combining these equalities with (32) gives the first equality in (9). The two other equalities can be proved exactly the same way.  $\square$

## B.3 Proof of Theorem 2

*Proof.* Given a modified input/output pair  $(\tilde{x}, \tilde{y}) \in \mathcal{X} \times \mathcal{Y}$  and a function  $f \in \mathcal{H}$ , the second-order Taylor approximation of the loss  $G(\tilde{x}, \tilde{y}) = \ell(\tilde{y}, f(\tilde{x}))$  is, for any  $(\delta, \varepsilon) \in \mathcal{X} \times \mathcal{Y}$ :

$$\begin{aligned}G_Q(\tilde{x} + \delta, \tilde{y} + \varepsilon) &= G(\tilde{x}, \tilde{y}) + \nabla_{\tilde{x}} G(\tilde{x}, \tilde{y}) \delta + \nabla_{\tilde{y}} G(\tilde{x}, \tilde{y}) \varepsilon \\ &\quad + \frac{1}{2} \delta^\top \nabla_{\tilde{x}\tilde{x}}^2 G(\tilde{x}, \tilde{y}) \delta + \frac{1}{2} \varepsilon^\top \nabla_{\tilde{y}\tilde{y}}^2 G(\tilde{x}, \tilde{y}) \varepsilon + \varepsilon^\top \nabla_{\tilde{y}\tilde{x}}^2 G(\tilde{x}, \tilde{y}) \delta.\end{aligned}\quad (33)$$

Using this quadratic approximation at each training point  $i \in [n]$  in (7), and using the fact that  $\mathbb{E}_{\theta,j}\delta_i = \mathbb{E}_{\theta,j}\varepsilon_i = 0$ , we get

$$\begin{aligned}\mathbb{E}_{\theta,j} G_Q(\tilde{x}_i + \delta_i, \tilde{y}_i + \varepsilon_i) &= G(\tilde{x}_i, \tilde{y}_i) + \frac{1}{2} \left\langle \mathbb{E}_{\theta,j} \delta_i \delta_i^\top, \nabla_{\tilde{x}\tilde{x}}^2 G(\tilde{x}_i, \tilde{y}_i) \right\rangle \\ &\quad + \frac{1}{2} \left\langle \mathbb{E}_{\theta,j} \varepsilon_i \varepsilon_i^\top, \nabla_{\tilde{y}\tilde{y}}^2 G(\tilde{x}_i, \tilde{y}_i) \right\rangle + \left\langle \mathbb{E}_{\theta,j} \varepsilon_i \delta_i^\top, \nabla_{\tilde{y}\tilde{x}}^2 G(\tilde{x}_i, \tilde{y}_i) \right\rangle,\end{aligned}\quad (34)$$

which we can rewrite as follows by expressing the derivatives of  $G(x, y) = \ell(y, f(x))$  in terms of derivatives of  $\ell(y, u)$  and  $f(x)$ :

$$\begin{aligned} \mathbb{E}_{\theta, j} \ell_Q(\tilde{y}_i + \varepsilon_i, f(\tilde{x}_i + \delta_i)) &= \ell(\tilde{y}_i, f(\tilde{x}_i)) \\ &+ \frac{1}{2} \left\langle \mathbb{E}_{\theta, j} \delta_i \delta_i^\top, \nabla f(\tilde{x}_i)^\top \nabla_{uu}^2 \ell(\tilde{y}_i, f(\tilde{x}_i)) \nabla f(\tilde{x}_i) + \nabla_u \ell(\tilde{y}_i, f(\tilde{x}_i)) \nabla^2 f(\tilde{x}_i) \right\rangle \\ &+ \frac{1}{2} \left\langle \mathbb{E}_{\theta, j} \varepsilon_i \varepsilon_i^\top, \nabla_{yy}^2 \ell(\tilde{y}_i, f(\tilde{x}_i)) \right\rangle + \left\langle \mathbb{E}_{\theta, j} \varepsilon_i \delta_i^\top, \nabla_{yu}^2 \ell(\tilde{y}_i, f(\tilde{x}_i)) \nabla f(\tilde{x}_i) \right\rangle. \end{aligned} \quad (35)$$

Replacing the expectations in this equation by their values given by [Lemma 1](#) gives:

$$\begin{aligned} \mathbb{E}_{\theta, j} \ell_Q(\tilde{y}_i + \varepsilon_i, f(\tilde{x}_i + \delta_i)) &= \ell(\tilde{y}_i, f(\tilde{x}_i)) \\ &+ \frac{1}{2} \left\langle \Sigma_{\tilde{x}\tilde{x}}^{(i)}, \nabla f(\tilde{x}_i)^\top \nabla_{uu}^2 \ell(\tilde{y}_i, f(\tilde{x}_i)) \nabla f(\tilde{x}_i) \right\rangle \\ &+ \frac{1}{2} \left\langle \Sigma_{\tilde{x}\tilde{x}}^{(i)}, \nabla_u \ell(\tilde{y}_i, f(\tilde{x}_i)) \nabla^2 f(\tilde{x}_i) \right\rangle \\ &+ \frac{1}{2} \left\langle \Sigma_{\tilde{y}\tilde{y}}^{(i)}, \nabla_{yy}^2 \ell(\tilde{y}_i, f(\tilde{x}_i)) \right\rangle \\ &+ \left\langle \Sigma_{\tilde{y}\tilde{x}}^{(i)}, \nabla_{yu}^2 \ell(\tilde{y}_i, f(\tilde{x}_i)) \nabla f(\tilde{x}_i) \right\rangle. \end{aligned} \quad (36)$$

We now use the following fact, true for any square symmetric and invertible matrices  $A$  and  $C$  and rectangular matrices  $B$  and  $Y$  (such that the matrix multiplications below make sense):

$$\left\langle A, Y^\top C Y \right\rangle - 2 \left\langle B, Y \right\rangle = \left\langle A, (Y - Z)^\top C (Y - Z) \right\rangle - \left\langle A^{-1}, B^\top C^{-1} B \right\rangle, \quad (37)$$

where  $Z = C^{-1} B A^{-1}$ , to combine the second and fifth terms together. Indeed, the fifth term (36) can be rewritten as

$$\left\langle \Sigma_{\tilde{y}\tilde{x}}^{(i)}, \nabla_{yu}^2 \ell(\tilde{y}_i, f(\tilde{x}_i)) \nabla f(\tilde{x}_i) \right\rangle = \left\langle \nabla_{uy}^2 \ell(\tilde{y}_i, f(\tilde{x}_i)) \Sigma_{\tilde{y}\tilde{x}}^{(i)}, \nabla f(\tilde{x}_i) \right\rangle,$$

so plugging into (37) the following matrices:

$$\begin{cases} A &= \Sigma_{\tilde{x}\tilde{x}}^{(i)}, \\ B &= -\nabla_{uy}^2 \ell(\tilde{y}_i, f(\tilde{x}_i)) \Sigma_{\tilde{y}\tilde{x}}^{(i)}, \\ C &= \nabla_{uu}^2 \ell(\tilde{y}_i, f(\tilde{x}_i)), \\ Y &= \nabla f(\tilde{x}_i), \end{cases}$$

gives

$$\begin{aligned} &\frac{1}{2} \left\langle \Sigma_{\tilde{x}\tilde{x}}^{(i)}, \nabla f(\tilde{x}_i)^\top \nabla_{uu}^2 \ell(\tilde{y}_i, f(\tilde{x}_i)) \nabla f(\tilde{x}_i) \right\rangle + \left\langle \Sigma_{\tilde{y}\tilde{x}}^{(i)}, \nabla_{yu}^2 \ell(\tilde{y}_i, f(\tilde{x}_i)) \nabla f(\tilde{x}_i) \right\rangle \\ &= \frac{1}{2} \left\langle \Sigma_{\tilde{x}\tilde{x}}^{(i)}, \left( \nabla f(\tilde{x}_i) - J^{(i)} \right)^\top \nabla_{uu}^2 \ell(\tilde{y}_i, f(\tilde{x}_i)) \left( \nabla f(\tilde{x}_i) - J^{(i)} \right) \right\rangle \\ &\quad - \frac{1}{2} \left\langle \Sigma_{\tilde{y}\tilde{x}}^{(i)} \left( \Sigma_{\tilde{x}\tilde{x}}^{(i)} \right)^{-1} \Sigma_{\tilde{x}\tilde{y}}^{(i)}, \nabla_{yu}^2 \ell(\tilde{y}_i, f(\tilde{x}_i)) \nabla_{uu}^2 \ell(\tilde{y}_i, f(\tilde{x}_i))^{-1} \nabla_{uy}^2 \ell(\tilde{y}_i, f(\tilde{x}_i)) \right\rangle \end{aligned} \quad (38)$$

where  $J^{(i)}$  is defined in (13). Theorem 2 then follows by merging the second and fifth terms in (36) using (38), and summing over  $i$ .  $\square$

## B.4 Proof of [Corollary 1](#)

*Proof.* For the definition (3) of the cross-entropy loss  $\ell^{\text{CE}}(y, u)$ , we easily get:

$$\begin{aligned}\nabla_y \ell^{\text{CE}}(y, u) &= -u^\top, \\ \nabla_u \ell^{\text{CE}}(y, u) &= (p(u) - y)^\top, \\ \nabla_{yy}^2 \ell^{\text{CE}}(y, u) &= \mathbf{0}_c, \\ \nabla_{yu}^2 \ell^{\text{CE}}(y, u) &= -\mathbf{I}_c, \\ \nabla_{uu}^2 \ell^{\text{CE}}(y, u) &= H(p(u)).\end{aligned}$$

Plugging these results back in the four regularization terms in [Theorem 2](#) we conclude the proof.  $\square$

## C Experiments

**Data generation.** To generate the data we use the `sklearn.datasets.make_moons` function from the `scikit-learn` library. We create  $n = 300$  points with `noise=0.01`, and split them in 50% for train and 50% for test. We then randomly flip 20% of the training labels to make the learning task more difficult. We repeat this pipeline 30 times for 30 different random seeds.

**Function space.** Let  $M = 1000$ ,  $w \in \mathbb{R}^M$  and  $\phi : \mathbb{R}^d \rightarrow \mathbb{R}^M$  be the feature map defined as  $\phi(x) = \frac{1}{\sqrt{M}} \cos(Sx + B)$ , where  $\cos : \mathbb{R}^M \rightarrow \mathbb{R}^M$  is the element-wise *cosine* function,  $S \in \mathbb{R}^{M \times d}$  is the random matrix s.t.  $S_{i,j} \sim \mathcal{N}(0, \sigma^2)$ ,  $\forall i \in [M], j \in [d]$  with  $\sigma = 10$ , and  $B \in \mathbb{R}^M$  s.t.  $B_i \sim \text{Unif}(0, 2\pi)$ ,  $\forall i \in [M]$ . The space of candidate solutions  $\mathcal{H}$  we consider is the class of functions of the form  $f(x) = w^\top \phi(x)$ .

**Optimization.** To minimize any functional we use stochastic gradient descent with mini-batching, with mini-batch size  $b = 50$  and step-size  $\gamma = 5$ .

**Mixup hyperparameter.** We consider the Beta distribution in Mixup and its approximation to be  $\text{Beta}(\alpha, \alpha)$  with  $\alpha = 1$ .