

Odd viscosity in active matter: microscopic origin and 3D effects

Tomer Markovich^{1*} and Tom C. Lubensky²

¹Center for Theoretical Biological Physics, Rice University, Houston, TX 77005, USA

²Department of Physics and Astronomy, University of Pennsylvania, Philadelphia, Pennsylvania 19104, USA

(Dated: December 22, 2024)

In common fluids, viscosity is associated with dissipation. However, when time-reversal-symmetry is broken a new type of non-dissipative ‘viscosity’ may emerge. Recent theories and experiments on classical 2D systems with active spinning particles have heightened interest in odd viscosity, but a microscopic theory for it in active materials is still absent. Here we present such first-principles microscopic Hamiltonian theory, valid for both 2D and 3D, showing that odd viscosity is present in any system, equilibrium or not, with aligned spinning components. Our work substantially extends the applicability of odd viscosity into 3D fluids, and specifically to internally driven active materials, such as living matter (*e.g.*, actomyosin gels). We find intriguing 3D effects of odd viscosity such as propagation of anisotropic bulk shear waves and breakdown of Bernoulli’s principle.

Active materials are composed of many components that convert energy (usually in a chemical form) from its environment into directed mechanical motion. Time reversal symmetry (TRS) is thus locally broken leading to novel phenomena such as motility-induced phase separation [1], giant density fluctuations [2, 3], and entropy production in the (non-equilibrium) steady state [4, 5]. Examples of active matter are abundant and range from living matter such as bacteria [6, 7], cells [8, 9], actomyosin networks [3, 10, 11], and bird flocks [12] to driven Janus particles [13, 14], colloidal rollers [15, 16], and macroscale driven chiral rods [17].

One of the striking phenomena arising from broken TRS is the possible appearance of a so-called *odd* or Hall viscosity. In general the viscosity, η_{ijkl} , relates the stress, σ_{ij} , to the strain rate, $u_{ij} = \frac{1}{2}(\nabla_i v_j + \nabla_j v_i)$. When TRS holds, Onsager reciprocal relations [18] for equilibrium fluids require that the standard dissipative viscosity tensor η_{ijkl}^e be even under time reversal (TR) and under the interchange $ij \leftrightarrow kl$. However, when TRS is broken, Onsager reciprocity relations predict an additional ‘odd viscosity’ that is odd under both TR and interchange of ij and kl : $\eta_{ijkl}^o = -\eta_{klij}^o$. This *odd viscosity* is non-dissipative and does not contribute to the entropy or heat production. Hence, it should be present even in a purely non-dissipative Hamiltonian system.

Odd viscosity, often called gyro viscosity, has been studied for some time in gasses [19] and plasmas in a magnetic field [20, 21], and in superfluid He³ [22]. It was first discussed by Avron and co-workers in the context of quantum-Hall fluids [23] and hypothetical 2D odd fluids [24] in which odd viscosity is compatible with rotational isotropy. Subsequently, the effects of odd viscosity in quantum-Hall fluids were thoroughly investigated [25–29]. Recent research paid much less attention to 3D systems.

The fact that TRS is inherently broken in active matter inspired recent investigations of odd viscosity in classical active materials [17, 30–34], all of which focused on 2D fluids. Most of these studied the phenomenology of

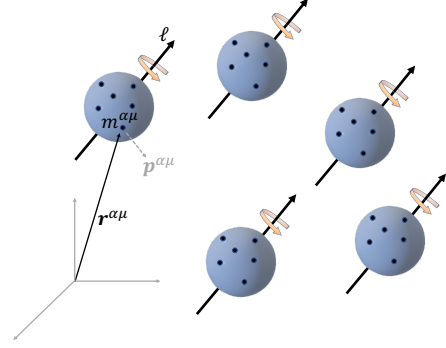


Figure 1. Schematic figure of our model system. Each molecule with center-of-mass at \mathbf{r}^α (large blue spheres) is composed of many point-like particles (small black spheres) located at $\mathbf{r}^{\alpha\mu}$ with mass $m^{\alpha\mu}$ and momentum $\mathbf{p}^{\alpha\mu}$. Each of these molecule has the same angular momentum ℓ^α as depicted. This could be a consequence of *e.g.* an external field. The angular momentum breaks rotational symmetry.

odd viscosity, though Ref. [30] derives the odd viscosity from an assumed hydrodynamic action and in Ref. [35] a microscopic theory for 2D chiral fluids is presented (although odd viscosity itself is assumed). Odd viscosity has also been experimentally confirmed in 2D [36], verifying the existence of unidirectional edge states [32, 37].

In this paper we present a first-principles microscopic Hamiltonian theory for odd viscosity in both 2D and 3D using the Poisson-Bracket (PB) approach [38–40]. Our theory suggests that any system, equilibrium or not, with globally or locally aligned spinning components has a global (or local) odd viscosity arising from kinetic energy alone (other contributions are possible). Some consequences of odd viscosity in 3D fluids are discussed, including the breakdown of Bernoulli’s principle and the existence of anisotropically propagating bulk transverse velocity waves. We further show that odd viscosity should be present in many active matter systems, including 3D ones. Specifically, we expect to find signatures of odd viscosity in swimming bacteria and actomyosin networks.

We view a fluid as a large collection of particles (molecules), with center-of-mass (CM) position \mathbf{r}^α , each composed in general of a number of sub-particles (atoms) with mass $m^{\alpha\mu}$ and momentum $\mathbf{p}^{\alpha\mu}$ located at $\mathbf{r}^{\alpha\mu}$ (see Fig. 1). The total momentum density is $\mathbf{g}(\mathbf{r}) = \sum_{\alpha\mu} \mathbf{p}^{\alpha\mu} \delta(\mathbf{r} - \mathbf{r}^{\alpha\mu})$, which, when coarse-grained, becomes (see Refs. [41, 42])

$$\mathbf{g}(\mathbf{r}) = \mathbf{g}^c + \frac{1}{2} \nabla \times \boldsymbol{\ell}, \quad (1)$$

where \mathbf{g}^c is the CM momentum density and $\boldsymbol{\ell}(\mathbf{r}) = \underline{\mathbf{I}} \cdot \boldsymbol{\Omega}$ is the angular-momentum density of spinning particles, where $\underline{\mathbf{I}}$ is the moment-of-inertia density and $\boldsymbol{\Omega}$ is the rotation-rate vector. Note that although $\boldsymbol{\ell}$ affects local momentum both in the bulk and on the surface, it does not contribute to the total momentum because $\int d\mathbf{r} \nabla \times \boldsymbol{\ell} = 0$. It does, however, contribute to the total angular momentum, $\mathbf{L} = \int d\mathbf{r} (\mathbf{r} \times \mathbf{g}^c + \boldsymbol{\ell})$ (see Supplementary Information (SI) [41]). Like a magnetic field, $\boldsymbol{\ell}$ is a pseudovector that is even under parity (P) and odd under TR.

The essential features of odd viscosity are seen for a purely kinetic Hamiltonian. Assuming the system is isotropic (except for $\boldsymbol{\ell}$ that breaks rotational invariance), it is written within our model after coarse graining as

$$H = \int d\mathbf{r} \frac{\mathbf{g}^2}{2\rho} = \int d\mathbf{r} \left[\frac{(\mathbf{g}^c)^2}{2\rho} + \boldsymbol{\ell} \cdot \boldsymbol{\omega}^c \right], \quad (2)$$

where $\boldsymbol{\omega}^c = \frac{1}{2} \nabla \times \mathbf{v}^c$ is half the fluid vorticity, ρ its mass density, and $\mathbf{g} = \rho \mathbf{v}$ with \mathbf{v} the fluid velocity. Note that in the second equality we dropped a non-hydrodynamic term $\sim (\nabla \times \boldsymbol{\ell})^2$. Although this Hamiltonian is standard in terms of the total momentum density, it is peculiar in terms of the CM momentum density, where the second term couples angular momentum density and the vorticity. This term was added *ad-hoc* (with opposite sign) in [30, 43] to a hydrodynamical action and was crucial in deriving the odd viscosity.

The PB approach requires the knowledge of the PBs of the various fields (see Refs. [41, 44]),

$$\begin{aligned} \{g_i^c(\mathbf{r}), \rho(\mathbf{r}')\} &= \rho(\mathbf{r}) \nabla_i \delta(\mathbf{r}' - \mathbf{r}), \\ \{g_i^c(\mathbf{r}), g_j^c(\mathbf{r}')\} &= g_i^c(\mathbf{r}') \nabla_j \delta(\mathbf{r} - \mathbf{r}') - \nabla'_i [g_j^c(\mathbf{r}') \delta(\mathbf{r} - \mathbf{r}')], \\ \{\ell_i(\mathbf{r}), \ell_j(\mathbf{r}')\} &= -\varepsilon_{ijk} \ell_k(\mathbf{r}) \delta(\mathbf{r} - \mathbf{r}'), \\ \{\ell_i(\mathbf{r}), g_j^c(\mathbf{r}')\} &= \ell_i(\mathbf{r}') \nabla_j \delta(\mathbf{r} - \mathbf{r}'). \end{aligned} \quad (3)$$

As detailed in [41], these PB give the non-dissipative part of the dynamics for the total momentum. Odd viscosity naturally emerges from Eqs. (2)-(3), showing explicitly its non-dissipative nature,

$$\dot{g}_i + \nabla_j (v_j g_i) = \nabla_j \sigma_{ij}^r = \nabla_j (\eta_{ijkl}^o u_{kl}), \quad (4)$$

$$\eta_{ijkl}^o = -\frac{1}{4} \ell_n (\varepsilon_{jln} \delta_{ik} + \varepsilon_{iln} \delta_{jk} + \varepsilon_{ikn} \delta_{jl} + \varepsilon_{jkn} \delta_{il}), \quad (5)$$

where $\boldsymbol{\ell}$ can be function of space and time [45]. Note that this is a purely mechanical result that does not require thermodynamic equilibrium or statistical mechanics. Here $\boldsymbol{\ell}$ plays the role of magnetic fields in plasmas [20, 21]. The 2D odd viscosity [24, 30] follows from equation (4) by setting $\boldsymbol{\ell} = \ell \hat{z}$ (assuming the fluid is in the $x-y$ plane), thereby converting the Levi-Civita tensor to $\varepsilon_{ij} = \varepsilon_{ijz}$.

The total momentum \mathbf{g} satisfies the conservation law $\dot{g}_i + \nabla_j (v_j g_i) = \nabla_j \sigma_{ij}$, where

$$\sigma_{ij} = -P \delta_{ij} + (\eta_{ijkl}^e + \eta_{ijkl}^o) u_{kl}, \quad (6)$$

is the complete stress tensor with P the hydrostatic (thermodynamic) pressure. Because σ_{ij} is that associate with the total momentum, which is conserved, it can always be expressed as a symmetric tensor implying that η_{ijkl} is symmetric under $ij \leftrightarrow kl$ [41]. Ignoring anisotropic dissipative terms associated with $\boldsymbol{\ell}$ (see [41]) the dissipation is that of an isotropic fluid, $\eta_{ijkl}^e = \lambda \delta_{ij} \delta_{kl} + \eta (\delta_{ik} \delta_{jl} + \delta_{jk} \delta_{il})$ [46].

The PB approach along with the introduction of an external or internal torque density $\boldsymbol{\tau}$, provides the non-dissipative dynamical equation for $\boldsymbol{\ell}$. The addition of a dissipative term $-\Gamma_{ij}(\Omega_j - \omega_j^c)$ that brings the system to a dissipation-free steady state in which $\Omega_i = \omega_i^c$ completes the equation:

$$\dot{\ell}_i(\mathbf{r}) + \nabla_j (\ell_i v_j) = \varepsilon_{ijk} \omega_j \ell_k - \Gamma (\Omega_i - \omega_i) + \tau_i, \quad (7)$$

where for simplicity we set $\Gamma_{ij} = \Gamma \delta_{ij}$ and replaced $\boldsymbol{\omega}^c$ by $\boldsymbol{\omega} = \frac{1}{2} \nabla \times \mathbf{v}$ using Eq. (1) while neglecting a non-hydrodynamic term $\sim \nabla^2 \boldsymbol{\ell}$. The 2D version of Eq. (7), in which the first term of the right-hand-side (RHS) vanishes, was first suggested in [17] and was used extensively since [30, 47, 48]. Both TRS and parity are broken by $\boldsymbol{\tau}$, leading to the appearance of odd viscosity. When $\boldsymbol{\tau} = 0$, the angular velocity $\boldsymbol{\Omega}$ relaxes in microscopic times to $\boldsymbol{\omega}$, which rapidly vanishes as the fluid approaches equilibrium. We focus here on the significant effects arising from a time-independent $\boldsymbol{\tau}$, which gives $\boldsymbol{\ell} = \underline{\mathbf{I}} \cdot \boldsymbol{\tau} / \Gamma$ in the hydrodynamic limit.

Equation (6) gives the dynamics of the total momentum density for which a symmetric stress tensor can always be found. The dynamics of the CM momentum assume the same form, $\dot{g}_i^c + \nabla_j (v_j^c g_i^c) = \nabla_j \sigma_{ij}^c$, where $\underline{\sigma}^c$ has an anti-symmetric part, $(\Gamma/2) \varepsilon_{ijk} \nabla_j (\Omega_k - \omega_k^c)$ to ensure conservation of total angular momentum [44, 48]. Within our theory, only one of the ‘odd’ terms of Eq. (5) appears in the viscosity tensor of the CM dynamics (see [41]). However, integrating out the angular velocity, $\boldsymbol{\Omega}$, and taking the long-wavelength low-frequency limit produces the remaining dissipationless terms instead of the antisymmetric dissipative stress (see [41] for details). This seems to be in contrast to recent works such as Ref. [30] (although the results in Ref. [30] are obtained in limits that effectively neglect the antisymmetric stress, hence they are valid also in our model).

General symmetry arguments [41] do not rule out having both the full odd viscosity and the anti-symmetric dissipative term in the CM stress tensor. One, however, should find a microscopic model or experimental evidence for such appearance. It is peculiar that in order to obtain the complete odd viscosity in the CM dynamics, one must introduce dissipation. This appears to contradict the fact that odd viscosity is non-dissipative and can, therefore, be obtained by a purely Hamiltonian theory (as we propose here). It should be noted though, that a similar situation occurs in the conversion of the Leslie-Eriksen [49, 50] dynamical equations for a nematic liquid crystal to the purely hydrodynamic ‘‘Harvard’’ equations [42, 51], in which the ratio of two dissipative coefficients becomes a reactive one [39, 52].

We continue with some phenomenological consequences of odd viscosity in 3D for constant ℓ , which usually arises from external active driving such as those described in Refs. [17, 30] and experimentally realized in 2D ‘‘fluid’’ metamaterials [17, 47]. Starting from Eq. (6) and assuming ℓ is constant, the ‘odd’ Navier-Stokes equation (NSE) reads

$$\begin{aligned} \dot{g}_i + \nabla_j (v_j g_i) = & -\nabla_i \tilde{P} + \eta \nabla^2 v_i + \frac{1}{2} \ell \cdot \nabla \omega_i \\ & - \frac{1}{2} \varepsilon_{ikn} \ell_n \nabla_k \nabla \cdot \mathbf{v}, \end{aligned} \quad (8)$$

with $\tilde{P} \equiv P - (\lambda + \eta) \nabla \cdot \mathbf{v} + \ell \cdot \boldsymbol{\omega}$ being the mechanical pressure (diagonal part of the stress). In order to investigate the mode structure we linearize Eq. (8) and the continuity equation, $\dot{\rho} + \nabla \cdot (\rho \mathbf{v}) = 0$ and use Fourier-Transform, $\{\mathbf{v}, \delta \rho\} = \int \frac{d\mathbf{k}}{(2\pi)^d} \{\tilde{\mathbf{v}}, \delta \tilde{\rho}\} e^{i(\mathbf{k} \cdot \mathbf{r} - st)}$ to obtain:

$$\begin{pmatrix} s + i\nu k^2 & -i\tilde{\ell} k k_{\parallel} & 2i\tilde{\ell} k k_{\perp} & 0 \\ i\tilde{\ell} k k_{\parallel} & s + i\nu k^2 & 0 & 0 \\ -2i\tilde{\ell} k k_{\perp} & 0 & s + i\nu_L k^2 & -kc \\ 0 & 0 & -kc & s \end{pmatrix} \begin{pmatrix} \tilde{v}_1 \\ \tilde{v}_2 \\ \tilde{v}_L \\ \tilde{h} \end{pmatrix} = 0 \quad (9)$$

Here $\nu \equiv \eta/\rho_0$, $\nu_L \equiv 2\nu + \lambda/\rho_0$, $\tilde{\ell} \equiv \ell/(4\rho_0)$, $\ell = \ell \hat{z}$, and $h = \delta\rho/(c\rho_0)$ where $\rho = \rho_0 + \delta\rho$ and c is the sound speed ($c^2 = \partial P/\partial\rho$). We further define $v_{1,2} \equiv \mathbf{v} \cdot \hat{\mathbf{e}}_{1,2}$ and $v_L \equiv \mathbf{v} \cdot \hat{\mathbf{k}}$, where $\hat{\mathbf{k}} = (k_x, k_y, k_z)/k$, $\hat{\mathbf{e}}_1 = (-k_y, k_x, 0)/k_{\perp}$, and $\hat{\mathbf{e}}_2 = (-k_x k_z, -k_y k_z, k_{\perp}^2)/(k k_{\perp})$ are a set of orthonormal vectors with $k = \sqrt{\mathbf{k}^2}$, $k_{\perp} = \sqrt{k_x^2 + k_y^2}$, and $k_{\parallel} = \mathbf{k} \cdot \ell/\ell$.

When viscosities are negligible ($\nu = \nu_L = 0$) the matrix in Eq. (9) is Hermitian, with real eigenvalues, and corresponding orthogonal eigenvectors. Hence, there are no instabilities and novel ‘odd’ mechanical waves always propagate. The full solution for the inviscid case can be found in the SI [41]. In Fig. 3 we present a polar plot of the two sound velocities, s_{\pm} , for different values of $\tilde{\ell}$ (see Eq. 67 in the SI [41]). We find that s_{-} reaches its maximal value for $\alpha = 0$ (α is the angle between ℓ and \mathbf{k}) while s_{+} reaches it for $\alpha = 45^\circ$. Note that these modes

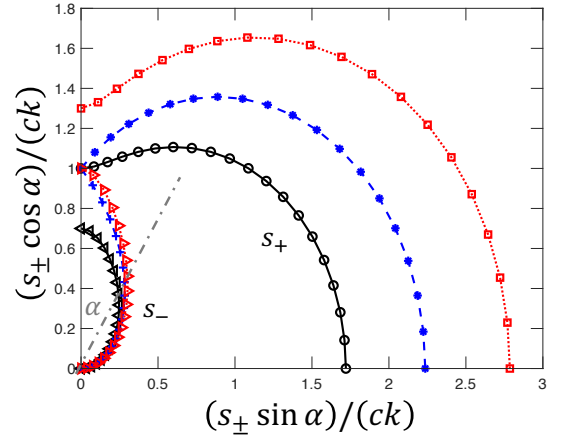


Figure 2. A polar plot of the two normalized sound velocities as function of the angle (α) between ℓ and \mathbf{k} . Black lines (reverse triangle for s_{-} and circles for s_{+}) are for $k\tilde{\ell}/c = 0.7$, blue lines (plus for s_{-} and asterisk for s_{+}) are for $k\tilde{\ell}/c = 1$, and the red lines (triangles for s_{-} and squares for s_{+}) are for $k\tilde{\ell}/c = 1.3$. These anisotropic sound velocities are similar to those found in columnar liquid crystals [53] and nematic elastomers [54].

are always admixture of transverse (T) and longitudinal (L) modes, except for when $\alpha = 0$, in which case, s_{+} (s_{-}) is the L mode for $k\tilde{\ell} < c$ ($k\tilde{\ell} > c$).

The upper left 2×2 submatrix deals with transverse variables only and the lower right deals with longitudinal variables only, where $2\tilde{\ell} k k_{\perp}$ couples the two. The dimensionless measure of this quantity is $g = 2\tilde{\ell} k_{\perp}/c$, which becomes arbitrarily small as k_{\perp} becomes less than $c/(2\tilde{\ell})$. Thus, in the long wavelength hydrodynamic limit, T and L modes become decoupled. The frequencies with the lowest-order coupling corrections are

$$s_T = (\pm \tilde{\ell} k k_{\parallel} - i\nu k^2)(1 - 2\tilde{\ell}^2 k_{\perp}^2/c^2) \quad (10)$$

$$s_L = \pm ck \left(1 + 2 \frac{\tilde{\ell}^2 k_{\perp}^2}{c^2} - \frac{1}{8} \frac{\nu_L k^2}{c^2} \right) - \frac{1}{2} i\nu_L k^2, \quad (11)$$

and the associated eigenvectors [$\vec{v} = (v_1, v_2, v_L, h)$] to lowest order in g and $g_{\nu} = k\nu_L/c$ are: $\vec{v}_L = (\mp ig, 0, 1, \pm 1 + ig_{\nu}/2)$ and $\vec{v}_T = (1, \mp i, 0, -ig)$. As expected [24], the transverse polarizations are purely circular in the $g \rightarrow 0$ limit. When dissipative viscosities are nonzero, the transverse-mode frequency becomes purely diffusive for $k_z = 0$. A detailed analysis of the general case with arbitrary \mathbf{k} and the associated phase diagram showing regions with diffusing and propagating modes is deferred to the SI [41].

It is instructive to see how the breaking of TRS and parity by ℓ affects normal modes and field couplings. Define the signature of a field to be (TR, P). v_1 and v_L have signature $(-, +)$, v_2 $(-, -)$, and $\tilde{\ell}$ $(-, +)$. Thus, $\tilde{\ell} k k_{\parallel}$ with signature $(-, -)$ couples \dot{v}_1 to v_2 , creating a propagating transverse mode, and $\tilde{\ell} k k_{\perp}$ with signature

$(-, +)$ couples \dot{v}_1 to v_L , thus mixing longitudinal and transverse components. The transverse $v_1 - v_2$ block in Eq. (9) is similar to the equation for magnons in ferromagnets with magnetization $\mathbf{M} = (M_x, M_y, M_z)$ with signature $(-, +)$. M_x and M_y play the role of v_1 and v_2 , and M_z the role of $\tilde{\ell}$. The magnon has an isotropic, rather than an anisotropic, dispersion relation $\omega \propto k^2$, reflecting the fact that in the absence of spin-orbit couplings \mathbf{M} rotates under a different group than spatial points.

An important and useful simplification of the odd NSE (Eq. (8)) is its incompressible limit, $\nabla \cdot \mathbf{v} = 0$, leading to

$$\dot{g}_i + \nabla_j (v_j g_i) = -\nabla_i \tilde{P} + \eta \nabla^2 v_i + \frac{1}{2} \ell \cdot \nabla \omega_i, \quad (12)$$

where now $\tilde{P} \equiv P + \ell \cdot \omega$. Notice that in 2D the last term vanishes and because \tilde{P} is not a state variable but rather obtained from the incompressibility constraint, the (bulk) flow is not affected by the odd viscosity [31]. However, this is not the case in 3D, thus one should expect very different phenomenology from that of the 2D case even for the incompressible case.

In order to understand the incompressible limit it is useful to examine the longitudinal equation. The latter is obtained by taking the divergence Eq. (8) and using the continuity equation:

$$\left[\partial_t^2 - \frac{\lambda + 2\eta}{\rho_0} \nabla^2 \partial_t \right] \delta \rho - \nabla^2 (P + \ell \cdot \omega) = 0. \quad (13)$$

In normal fluids ($\ell = 0$), the incompressible limit is attained by setting $\delta \rho = 0$, implying that $\nabla^2 P = 0$. This constraint is not affected by transverse diffusion modes or by local vorticity. In the present case, the constraint $\delta \rho = 0$ implies that $\nabla^2 (P + \ell \cdot \omega) = 0$. But in the presence of a transverse wave, in which $\ell \cdot \omega$ is nonzero, P must undergo a compensating change, which normally means that $\delta \rho$ must do so as well. The resolution of this problem requires consideration of the limit $c \rightarrow \infty$. The eigenvectors \tilde{v}_1 and \tilde{v}_L following Eq. (11) reveal that $\delta \rho = -\ell \cdot \omega / c^2$, which indeed leads to a vanishing left-hand-side in Eq. (13) for $c \rightarrow \infty$ (see SI [41]). Because $\delta \rho$ is formally zero, but P is not, we could say that a transverse wave produces a (thermodynamic) pressure wave, but not a density wave. Note that although P oscillates, the experimentally accessible \tilde{P} does not. This shows the crucial difference between these two definitions of pressure.

We continue by examining the validity of Bernoulli's principle in odd fluids. Consider an incompressible, inviscid ($\eta = 0$) odd fluid. Multiplying the steady-state odd NSE (12) by \mathbf{v} we have

$$(\mathbf{v} \cdot \nabla) \left(\frac{\tilde{P}}{\rho} + \frac{1}{2} v^2 \right) = \frac{1}{2\rho} v_i (\ell \cdot \nabla) \omega_i. \quad (14)$$

As in 2D, the mechanical pressure \tilde{P} takes the place of the thermodynamic pressure P . In 2D, the RHS of Eq. (14)

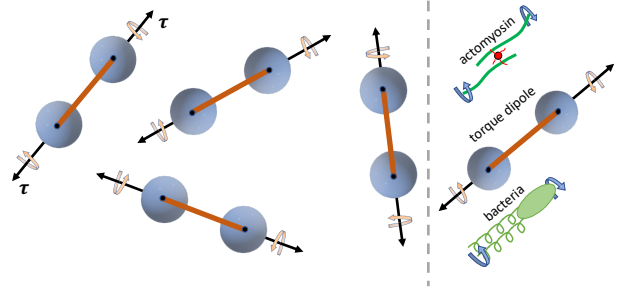


Figure 3. Illustration of a fluid of torque dipoles that will show non-homogeneous odd viscosity. On the right - torque dipole as a model for the torque exerted by bacteria (where its head and flagellar are rotating in opposite directions) and for a myosin that is twisting two actin filaments [48].

vanishes and Bernoulli's principle, in which $\tilde{P} + \frac{1}{2} v^2$ is constant along a streamline, is recovered. Furthermore, in 2D the vorticity is conserved along a streamline, and thus Bernoulli's principle for P is also restored [24]. In 3D the RHS does not generally vanish, and hence, Bernoulli's principle is not valid for 'odd' fluids in 3D. This might have significant effects on lift and the Magnus effect in such fluids.

Although this work is focused on the case of constant ℓ , it is important to note that within our framework ℓ is not restricted to be constant in space. In fact, in internally driven active materials (such as all natural active materials) the total active torque must vanish [48], implying that $\boldsymbol{\tau}$ is a divergence of some quantity. The simplest example for this would be an isotropic active gel (e.g. actomyosin gel) for which $\boldsymbol{\tau} = \tilde{\tau} \nabla \rho$ where $\tilde{\tau}$ is a pseudoscalar (see [41] for explicit derivation). Therefore, we expect to have numerous realizations of 3D odd viscosity ranging from swimming bacteria that can act as torque dipoles [55] and actomyosin networks [48] to swimming microrobots (see Fig. 3).

We have presented a microscopic Hamiltonian theory for the appearance of *odd viscosity* in active fluids. As far as we know this is the first microscopic theory for odd viscosity in active materials. Being a Hamiltonian theory, no dissipation is required to obtain the *odd viscosity* terms. Our work considerably extends the applicability of odd viscosity into 3D systems and specifically shows its relevance in biological realizations and systems in which torques are generated internally. Examples for such biological realizations range from bacterial suspensions to actomyosin networks, and may even be present in active biopolymer networks without motors [56] where the filaments chirality couples force and twist.

It is our hope this work will promote a variety of studies on odd viscosity in 3D systems, from ferromagnets to active gels. For example, it would be interesting to investigate the appearance of odd viscosity in the presence of nematic or polar order.

Acknowledgments: TM thanks Fred MacKintosh for fruitful discussion. TM acknowledges funding from the National Science Foundation Center for Theoretical Biological Physics (Grant PHY-1427654) and TCL acknowledges funding from the National Science Foundation Materials Research Science and Engineering Center (MRSEC) at University of Pennsylvania (grant no. DMR-1720530). TCL's work on this research was supported in part by the Isaac Newton Institute for Mathematical Sciences during the program "Soft Matter Materials - Mathematical Design Innovations" and by the International Centre for Theoretical Sciences (ICTS) during the program - "Bangalore School on Statistical Physics - X (Code: ICTS/bssp2019/06)."

* tm36@rice.edu

- [1] M. E. Cates and J. Tailleur, *Annu. Rev. Condens. Matter Phys.* **6**, 219 (2015).
- [2] J. Toner, Y. Tu, and S. Ramaswamy, *Annals of Physics* **318**, 170 (2005), special Issue.
- [3] M. C. Marchetti, J. F. Joanny, S. Ramaswamy, T. B. Liverpool, J. Prost, M. Rao, and R. A. Simha, *Rev. Mod. Phys.* **85**, 1143 (2013).
- [4] T. Markovich, E. Fodor, E. Yjhung, and M. E. Cates, to be published.
- [5] C. Nardini, E. Fodor, E. Tjhung, F. van Wijland, J. Tailleur, and M. E. Cates, *Phys. Rev. X* **7**, 021007 (2017).
- [6] A. Be'er and G. Ariel, *Mov. Ecol.* **7**, 9 (2019).
- [7] A. Sokolov and I. S. Aranson, *Phys. Rev. Lett.* **109**, 248109 (2012).
- [8] W. Xi, T. B. Saw, D. Delacour, C. T. Lim, and B. Ladoux, *Nat. Rev. Mater.* **4**, 23 (2019).
- [9] F. C. MacKintosh and C. F. Schmidt, *Current Opinion in Cell Biology* **22**, 29 (2010), cell structure and dynamics.
- [10] J. Prost, F. Jülicher, and J. F. Joanny, *Nat. Phys.* **11**, 111 (2015).
- [11] T. Markovich, E. Tjhung, and M. E. Cates, *Phys. Rev. Lett.* **122**, 088004 (2019).
- [12] A. Cavagna and I. Giardina, *Ann. Rev. Cond. Matter Phys.* **8**, 183 (2014).
- [13] K. Villa and M. Pumera, *Chem. Soc. Rev.* **48**, 4966 (2019).
- [14] I. Buttinoni, J. Bialké, K. Kümmel, J. Löwen, C. Bechinger, and T. Spec, *Phys. Rev. Lett.* **110**, 238301 (2013).
- [15] A. Bricard, J. B. Caussin, D. Das, C. Savoie, V. Chikkadi, K. Shitara, O. Chepizhko, F. Peruani, D. Saintillan, and D. Bartolo, *Nat. Comm.* **6**, 7470 (2015).
- [16] A. Bricard, J. B. Caussin, N. Desreumaux, O. Dauchot, and D. Bartolo, *Nature* **503**, 95 (2013).
- [17] J. C. Tsai, F. Ye, J. Rodriguez, J. P. Gollub, and T. C. Lubensky, *Phys. Rev. Lett.* **94**, 214301 (2005).
- [18] L. Onsager, *Phys. Rev.* **38**, 2265 (1931).
- [19] Y. Kagan and L. Maksimov, *Sov. Phys. JETP* **24** (1967), [*J. Expt. Theoret. Phys.(U.S.S.R.)* **51** 1893, (1966)].
- [20] S. Braginskii, *Sov. Phys. JETP* **6**, 358 (1958), [*J. Expt. Theo. Phys.* **33**, 459 (1957)].
- [21] L. D. Landau, E. M. Lifshitz, and L. P. Pitaevskij, *Course of Theoretical Physics: Physical Kinetics, Vol. 10* (Pergamon Press, Oxford, 1981).
- [22] D. Vollhardt and P. Wolfe, *The Superfluid Phases of Helium 3* (Courier, Mineola, 2013).
- [23] J. E. Avron, R. Seiler, and P. G. Zograf, *Phys. Rev. Lett.* **75**, 697 (1995).
- [24] J. E. Avron, *J. Stat. Phys.* **92**, 543 (1998).
- [25] C. Hoyos, *Int. J. Mod. Phys. B* **28**, 1430007 (2014).
- [26] N. Read, *Phys. Rev. B* **79**, 045308 (2009).
- [27] N. Read and E. H. Rezayi, *Phys. Rev. B* **84**, 085316 (2011).
- [28] B. Bradlyn, M. Goldstein, and N. Read, *Phys. Rev. B* **86**, 245309 (2012).
- [29] L. V. Delacrétaz and A. Gromov, *Phys. Rev. Lett.* **119**, 226602 (2017).
- [30] D. Banerjee, A. Souslov, A. G. Abanov, and V. Vitelli, *Nat. Comm.* **8**, 1573 (2017).
- [31] S. Ganeshan and A. G. Abanov, *Phys. Rev. Fluids* **2**, 094101 (2017).
- [32] A. G. Abanov, T. Can, and S. Ganeshan, *SciPost Phys.* **5**, 10 (2018).
- [33] M. F. Lapa and T. L. Hughes, *Phys. Rev. E* **89**, 043019 (2014).
- [34] A. Lucas and P. Surówka, *Phys. Rev. E* **90**, 063005 (2014).
- [35] M. Han, M. Fruchart, C. Scheibner, S. Vaikuntanathan, W. Irvine, J. de Pablo, and V. Vitelli, "Statistical mechanics of a chiral active fluid," (2020), arXiv:2002.07679 [cond-mat.soft].
- [36] V. Soni, E. S. Bililign, S. Magkiriadou, S. Sacanna, D. Bartolo, M. J. Shelley, and W. T. M. Irvine, *Nat. Phys.* **15**, 1188 (2019).
- [37] A. Souslov, K. Dasbiswas, M. Fruchart, S. Vaikuntanathan, and V. Vitelli, *Phys. Rev. Lett.* **122**, 128001 (2019).
- [38] P. C. Hohenberg and B. I. Halperin, *Rev. Mod. Phys.* **49**, 435 (1977).
- [39] H. Stark and T. C. Lubensky, *Phys. Rev. E* **67**, 061709 (2003).
- [40] P. M. Chaikin and L. C. Lubensky, *Principles of condensed matter physics* (Cambridge University Press, 1995).
- [41] Supplementary material.
- [42] P. C. Martin, O. Parodi, and P. S. Pershan, *Phys. Rev. A* **6**, 2401 (1972).
- [43] M. Lingam, *Phys. Lett. A* **379**, 1425 (2015).
- [44] H. Stark and T. C. Lubensky, *Phys. Rev. E* **72**, 051714 (2005).
- [45] General symmetry arguments allow for additional 'odd' terms of order $\mathcal{O}(|\ell|^3)$ as explained in the SI [41] Eq.(44).
- [46] PBs give the pressure term when density-dependent terms are included in the free-energy [39].
- [47] B. C. van Zuiden, J. Paulose, W. T. M. Irvine, D. Bartolo, and V. Vitelli, *Proc. Natl Acad. Sci. USA* **113**, 12919 (2016).
- [48] T. Markovich, E. Tjhung, and M. E. Cates, *New J. Phys.* **21**, 112001 (2019).
- [49] F. M. Leslie, *The Quarterly Journal of Mechanics and Applied Mathematics* **19**, 357 (1966), ; Some Constitutive Equations for Liquid Crystals, *Archive for Rational Mechanics and Analysis* **28**, 265 (1968).
- [50] J. L. Ericksen, *Arch. Rational Mech. Anal.* **4**, 231 (1959), ; Theory of Anisotropic Fluids, *Transactions of the Soci-*

- ety of Rheology* **4**, 29-39 (1960).
- [51] D. Forster, T. C. Lubensky, P. C. Martin, J. Swift, and P. S. Pershan, Phys. Rev. Lett. **26**, 1016 (1971).
 - [52] P. G. de Gennes and J. Prost, *The Physics of Liquid Crystals* (Oxford, Oxford University Press, 1993).
 - [53] P. G. de Gennes, in *Liquid Crystals of One and Two-Dimensional Order*, edited by W. Helfrich and G. Heppke (Springer, New York, 1980) p. 231.
 - [54] O. Stenull and T. C. Lubensky, Phys. Rev. E **69**, 051801 (2004).
 - [55] E. Tjhung, M. E. Cates, and D. Marenduzzo, Proc. Natl Acad. Sci. USA **114**, 4631 (2017).
 - [56] S. Chen, T. Markovich, and F. C. MacKintosh, (2020), arXiv:2002.11200.

Supplementary Material

Odd viscosity in active matter: microscopic origin and 3D effects

Tomer Markovich^{1*} and Tom C. Lubensky²

¹*Center for Theoretical Biological Physics, Rice University, Houston, TX 77005, USA*

²*Department of Physics and Astronomy, University of Pennsylvania, Philadelphia, Pennsylvania 19104, USA*

(Dated: December 22, 2024)

I. MICROSCOPIC MODEL FOR THE TOTAL MOMENTUM

A main result cited in Eq. (1) of the main text relates the total momentum density to the angular momentum density. Here we derive this equation using a very general microscopic model and a simplistic diatomic molecule model. The crucial ingredient to produce Eq. (1), of any microscopic model, is the complexity of the individual molecules, *i.e.* they cannot be simply point masses, but must contain at least ‘mass dipole’ (diatomic molecule).

A. General model

Let us start with a general model describing complex molecules. We consider a fluid that is composed of many complex particles with center-of-mass (CM) at position \mathbf{r}^α , each of which is by itself comprised of two or more point-like mass points with mass $m^{\alpha\mu}$ and momentum $\mathbf{p}^{\alpha\mu} = m^{\alpha\mu}\dot{\mathbf{r}}^{\alpha\mu}$, located at $\mathbf{r}^{\alpha\mu}$ (see Fig. 1 of main text). Throughout we use $\dot{X} = \partial X / \partial t$. The total momentum density of such a fluid is:

$$g_i(\mathbf{r}) = \sum_{\alpha\mu} p_i^{\alpha\mu} \delta(\mathbf{r} - \mathbf{r}^{\alpha\mu}) \simeq \sum_{\alpha} p_i^{\alpha} \delta(\mathbf{r} - \mathbf{r}^{\alpha}) - \sum_{\alpha\mu} p_i^{\alpha\mu} (\mathbf{r}^{\alpha} - \mathbf{r}^{\alpha\mu})_j \nabla_j \delta(\mathbf{r} - \mathbf{r}^{\alpha}), \quad (1)$$

where we define the CM momentum $\mathbf{p}^{\alpha} \equiv \sum_{\mu} \mathbf{p}^{\alpha\mu}$. Here we assume the molecules are small compare to distances of interest (long wavelength limit), $|\mathbf{r}^{\alpha} - \mathbf{r}^{\alpha\mu}| \ll |\mathbf{r} - \mathbf{r}^{\alpha}|$. The second term in Eq. (1) can be written in a more familiar form with,

$$\begin{aligned} \sum_{\mu} p_i^{\alpha\mu} (\mathbf{r}^{\alpha} - \mathbf{r}^{\alpha\mu})_j &= \sum_{\mu} m^{\alpha\mu} (\dot{\mathbf{r}}^{\alpha\mu} - \dot{\mathbf{r}}^{\alpha})_i (\mathbf{r}^{\alpha\mu} - \mathbf{r}^{\alpha})_j + \sum_{\mu} m^{\alpha\mu} \dot{r}_i^{\alpha} (\mathbf{r}^{\alpha\mu} - \mathbf{r}^{\alpha})_j \\ &= \sum_{\mu} m^{\alpha\mu} (\dot{\mathbf{r}}^{\alpha\mu} - \dot{\mathbf{r}}^{\alpha})_i (\mathbf{r}^{\alpha\mu} - \mathbf{r}^{\alpha})_j + \dot{r}_i^{\alpha} \left[\sum_{\mu} m^{\alpha\mu} r_j^{\alpha\mu} - r_j^{\alpha} \sum_{\mu} m^{\alpha\mu} \right] \\ &= \sum_{\mu} m^{\alpha\mu} (\dot{\mathbf{r}}^{\alpha\mu} - \dot{\mathbf{r}}^{\alpha})_i (\mathbf{r}^{\alpha\mu} - \mathbf{r}^{\alpha})_j, \end{aligned} \quad (2)$$

where we have used the fact that \mathbf{r}^{α} is the CM coordinate, *i.e.*, $\mathbf{r}^{\alpha} \sum_{\mu} m^{\alpha\mu} = \sum_{\mu} m^{\alpha\mu} \mathbf{r}^{\alpha\mu}$.

The ‘spin’ momentum density is defined to be the difference between the total momentum density and the CM momentum density, $\mathbf{g}^c(\mathbf{r})$:

$$g_i^s(\mathbf{r}) \equiv g_i(\mathbf{r}) - g_i^c(\mathbf{r}) = - \sum_{\alpha\mu} m^{\alpha\mu} (\dot{\mathbf{r}}^{\alpha\mu} - \dot{\mathbf{r}}^{\alpha})_i (\mathbf{r}^{\alpha\mu} - \mathbf{r}^{\alpha})_j \nabla_j \delta(\mathbf{r} - \mathbf{r}^{\alpha}), \quad (3)$$

$$\mathbf{g}^c(\mathbf{r}) \equiv \sum_{\alpha} \mathbf{p}^{\alpha} \delta(\mathbf{r} - \mathbf{r}^{\alpha}). \quad (4)$$

Separating \mathbf{g}^s into symmetric and antisymmetric parts (for $i \leftrightarrow j$) we have,

$$g_i^s(\mathbf{r}) = -\frac{1}{2} \left[\varepsilon_{ijk} \varepsilon_{klm} \sum_{\alpha\mu} m^{\alpha\mu} (\dot{\mathbf{r}}^{\alpha\mu} - \dot{\mathbf{r}}^{\alpha})_l (\mathbf{r}^{\alpha\mu} - \mathbf{r}^{\alpha})_m \nabla_j \delta(\mathbf{r} - \mathbf{r}^{\alpha}) + \frac{3}{2} \sum_{\alpha} \left(\dot{R}_{ij} + \frac{1}{3} \dot{I}_{ij} \right) \nabla_j \delta(\mathbf{r} - \mathbf{r}^{\alpha}) \right], \quad (5)$$

* tm36@rice.edu

where we use the definitions of \mathbf{R}^α and \mathbf{I}^α from Ref. [1]:

$$R_{ij}^\alpha = \sum_\mu m^{\alpha\mu} \left[(\mathbf{r}^{\alpha\mu} - \mathbf{r}^\alpha)_i (\mathbf{r}^{\alpha\mu} - \mathbf{r}^\alpha)_j - \frac{1}{3} (\mathbf{r}^{\alpha\mu} - \mathbf{r}^\alpha)^2 \delta_{ij} \right], \quad (6)$$

$$I_{ij}^\alpha = \sum_\mu m^{\alpha\mu} \left[(\mathbf{r}^{\alpha\mu} - \mathbf{r}^\alpha)^2 \delta_{ij} - (\mathbf{r}^{\alpha\mu} - \mathbf{r}^\alpha)_i (\mathbf{r}^{\alpha\mu} - \mathbf{r}^\alpha)_j \right]. \quad (7)$$

The first term in the brackets of Eq. (5) includes a cross product of the positions of the molecule's point masses and their velocities, both relative to the molecule CM. This cross product is also multiplied by the mass, providing the definition of the angular momentum of each molecule,

$$\ell_i^\alpha = \varepsilon_{kmn} \sum_\mu m^{\alpha\mu} (\dot{\mathbf{r}}^{\alpha\mu} - \dot{\mathbf{r}}^\alpha)_n (\mathbf{r}^{\alpha\mu} - \mathbf{r}^\alpha)_m. \quad (8)$$

Defining the density of angular momentum, $\boldsymbol{\ell}(\mathbf{r}) = \sum_\alpha \boldsymbol{\ell}^\alpha \delta(\mathbf{r} - \mathbf{r}^\alpha)$, and its symmetric counterpart $\mathbf{A}(\mathbf{r}) = \frac{1}{2} \sum_\alpha \mathbf{K}^\alpha \delta(\mathbf{r} - \mathbf{r}^\alpha)$ where $\mathbf{K}^\alpha = \frac{3}{2} (\mathbf{R}^\alpha + \frac{1}{2} \mathbf{I}^\alpha)$, we finally obtain

$$\mathbf{g}^s(\mathbf{r}) = \frac{1}{2} \nabla \times \boldsymbol{\ell} + \nabla \cdot \mathbf{A}. \quad (9)$$

As we show below using a diatomic molecule model, \mathbf{K} is a generalization of the alignment tensor and should be thought of as an order parameter.

The system is assumed to be isotropic (other than the possible appearance of angular momentum). Therefore, in the derivation of the Poisson-Brackets below and throughout (except for in the derivation of the diatomic model) we set $\mathbf{A} = \mathbf{K} = 0$, and $\mathbf{g}^s(\mathbf{r}) = \frac{1}{2} \nabla \times \boldsymbol{\ell}$. This gives Eq. (1) of the main text:

$$\mathbf{g}(\mathbf{r}) = \mathbf{g}^c + \frac{1}{2} \nabla \times \boldsymbol{\ell}. \quad (10)$$

The total angular momentum density has the property that it gives the correct total angular momentum of the system, $\mathbf{L} = \int \mathbf{r} [\mathbf{r} \times \mathbf{g}^c + \boldsymbol{\ell}]$,

$$\int d\mathbf{r} \varepsilon_{ijk} r_j g_k = \int d\mathbf{r} \left[\varepsilon_{ijk} r_j g_k^c + \frac{1}{2} \varepsilon_{ijk} \varepsilon_{klm} r_j \nabla_l \ell_m \right] = \int d\mathbf{r} \left[\varepsilon_{ijk} r_j g_k^c - \frac{1}{2} \varepsilon_{ijk} \varepsilon_{klm} \ell_m \right] = \int d\mathbf{r} [(\mathbf{r} \times \mathbf{g}^c)_i + \ell_i] \quad (11)$$

where the integral is over a volume larger than the system's.

Following similar calculation for the density we find that

$$\rho(\mathbf{r}) = \sum_{\alpha\mu} m^{\alpha\mu} \delta(\mathbf{r} - \mathbf{r}^{\alpha\mu}) \simeq \rho^c(\mathbf{r}) + \nabla_i \nabla_j K_{ij}(\mathbf{r}), \quad (12)$$

with $\rho^c(\mathbf{r}) \equiv \sum_\alpha m^\alpha \delta(\mathbf{r} - \mathbf{r}^\alpha)$ and $m^\alpha = \sum_{\mu \in \alpha} m^\mu$ is the mass of the α 's molecule. Therefore, in general ρ depends on the order parameter \mathbf{K} , but as we noted above we consider only the case of $\mathbf{K} = 0$ so we have $\rho(\mathbf{r}) = \rho^c(\mathbf{r})$.

B. Diatomic molecule as a simple case

To get some more intuition on the microscopic model, we introduce a simple model in which each molecule is composed of two point masses, m , separated by distance $2a$ as depicted in Fig. 1. We define $\boldsymbol{\nu}^\alpha$ to be a unit vector pointing from mass '2' to mass '1'. The momentum of the two point masses can be written in terms of the CM momentum, \mathbf{p}^α , and $\boldsymbol{\nu}^\alpha$:

$$\mathbf{p}^{\alpha,1} = \frac{1}{2} \mathbf{p}^\alpha + ma \boldsymbol{\nu}^\alpha, \quad (13)$$

$$\mathbf{p}^{\alpha,2} = \frac{1}{2} \mathbf{p}^\alpha - ma \boldsymbol{\nu}^\alpha. \quad (14)$$

The total momentum density for the diatomic fluid is

$$\begin{aligned} g_i(\mathbf{r}) &= \sum_{\alpha\mu} p_i^{\alpha\mu} \delta(\mathbf{r} - \mathbf{r}^{\alpha\mu}) = \sum_\alpha \left[p_i^{\alpha,1} \delta(\mathbf{r} - \mathbf{r}^\alpha - a \boldsymbol{\nu}^\alpha) + p_i^{\alpha,2} \delta(\mathbf{r} - \mathbf{r}^\alpha + a \boldsymbol{\nu}^\alpha) \right] \\ &\simeq \sum_\alpha \left[(p_i^{\alpha,1} + p_i^{\alpha,2}) \delta(\mathbf{r} - \mathbf{r}^\alpha) + a (p_i^{\alpha,2} - p_i^{\alpha,1}) \nu_j^\alpha \nabla_j \delta(\mathbf{r} - \mathbf{r}^\alpha) \right] = \sum_\alpha \left[p_i^\alpha \delta(\mathbf{r} - \mathbf{r}^\alpha) - I \nu_i^\alpha \nu_j^\alpha \nabla_j \delta(\mathbf{r} - \mathbf{r}^\alpha) \right], \end{aligned} \quad (15)$$

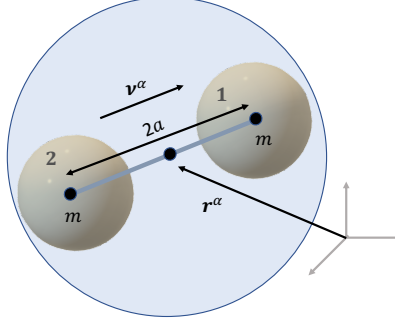


Figure 1. Illustration of a diatomic molecule composed of two equal point masses, m , separated by distance sa . The vector $\boldsymbol{\nu}$ points from mass '2' to mass '1', and \mathbf{r}^α points to the CM of the α 's molecule.

where we have used $\mathbf{r}^{\alpha,1} - \mathbf{r}^{\alpha,2} = 2a\boldsymbol{\nu}^\alpha$, and the moment of inertia of each molecule is $I = 2ma^2$. As before we use the long wavelength limit, $a \ll |\mathbf{r} - \mathbf{r}^\alpha|$.

Following similar steps as in the general model we write $\mathbf{g} = \mathbf{g}^c + \mathbf{g}^s$, with $\mathbf{g}^c \equiv \sum_\alpha \mathbf{p}^\alpha \delta(\mathbf{r} - \mathbf{r}^\alpha)$ and

$$g_i^s(\mathbf{r}) = -\frac{I}{2} \left[\varepsilon_{ijk} \varepsilon_{klm} \sum_\alpha \dot{\nu}_l^\alpha \nu_m^\alpha \nabla_j \delta(\mathbf{r} - \mathbf{r}^\alpha) + \sum_\alpha \dot{Q}_{ij}^\alpha \nabla_j \delta(\mathbf{r} - \mathbf{r}^\alpha) \right]. \quad (16)$$

Here $Q_{ij}^\alpha = \nu_i^\alpha \nu_j^\alpha - \delta_{ij}/d$ is the alignment tensor and d is the number of dimensions. As in the general model, the first term of Eq. (16) includes the angular momentum of each molecule, $\boldsymbol{\ell}^\alpha = I\boldsymbol{\nu}^\alpha \times \dot{\boldsymbol{\nu}}^\alpha$. The advantage of this simple model is now revealed by using the definition of the angular velocity of each molecule, $\boldsymbol{\Omega}^\alpha \equiv \boldsymbol{\nu}^\alpha \times \dot{\boldsymbol{\nu}}^\alpha$, which gives explicitly $\boldsymbol{\ell}^\alpha = I\boldsymbol{\Omega}^\alpha$. Calculating the density within this model gives $\rho(\mathbf{r}) = \rho^c(\mathbf{r}) + I\nabla_i \nabla_j Q_{ij}(\mathbf{r})$. Therefore, we conclude that in this simple model $\mathbf{K}^\alpha \rightarrow I\mathbf{Q}^\alpha$, and as in the general model we take $\mathbf{A} = \mathbf{K} = 0$ such that $\mathbf{g}^s(\mathbf{r}) = \frac{1}{2}\nabla \times \boldsymbol{\ell}$ and $\rho(\mathbf{r}) = \rho^c(\mathbf{r})$.

II. POISSON BRACKETS

The microscopic dynamics obeys Hamilton's equations of motion, which can be written in terms of the Poisson Brackets (PB), $df/dt = -\{\hat{H}, f\} + \partial f/\partial t$, where f and \hat{H} are functions of the canonical microscopic coordinates, $\{\mathbf{q}_i^\alpha\}$, and their conjugate momenta, $\{\boldsymbol{\pi}_i^\alpha\}$. Here α refers to different particles and i to different generalized coordinates (might be, *e.g.*, rotational coordinates).

We are interested in the dynamics of the coarse grained total momentum and angular momentum densities. The microscopic fields $\hat{\Phi}_\mu(\{\mathbf{q}_i^\alpha\}, \{\boldsymbol{\pi}_i^\alpha\}, t)$ are then coarse-grained to give mesoscopic fields $\Phi_\mu(\mathbf{r}, t) = [\hat{\Phi}_\mu(\{\mathbf{q}_i^\alpha\}, \{\boldsymbol{\pi}_i^\alpha\}, t)]_c$, and the statistical mechanics of the latter is determined by the coarse-grained Hamiltonian $H[\{\Phi_\mu\}]$. The reactive (non-dissipative) part of the dynamics of the coarse-grained fields is found by essentially applying the PB to these fields [1],

$$\left. \frac{\partial \Phi_\mu(\mathbf{r}, t)}{\partial t} \right|_{\text{reactive}} = - \int d\mathbf{r}' \{ \Phi_\mu(\mathbf{r}), \Phi_\nu(\mathbf{r}') \} \frac{\delta H}{\delta \Phi_\nu(\mathbf{r}')}, \quad (17)$$

where $\{\Phi_\mu(\mathbf{r}), \Phi_\nu(\mathbf{r}')\} = [\{\hat{\Phi}_\mu(\mathbf{r}), \hat{\Phi}_\nu(\mathbf{r}')\}]_c$ and

$$\{\hat{\Phi}_\mu(\mathbf{r}), \hat{\Phi}_\nu(\mathbf{r}')\} = \sum_{\alpha i} \left[\frac{\partial \hat{\Phi}_\mu(\mathbf{r})}{\partial \pi_i^\alpha} \frac{\partial \hat{\Phi}_\nu(\mathbf{r}')}{\partial q_i^\alpha} - \frac{\partial \hat{\Phi}_\mu(\mathbf{r})}{\partial q_i^\alpha} \frac{\partial \hat{\Phi}_\nu(\mathbf{r}')}{\partial \pi_i^\alpha} \right]. \quad (18)$$

Note that these equations are nothing more than a generalization of the microscopic PB when applying the chain rule and considering the fact that $\Phi_\mu(\mathbf{r})$ are fields. Furthermore, the PB only couples the fields Φ_μ and Φ_ν if they have different sign under time reversal.

However, unlike the microscopic dynamics, the PB does not give the complete mesoscopic dynamics. The coarse-graining procedure neglects many degrees of freedom, which appears as an additional dissipative term in the coarse-grained dynamics

$$\left. \frac{\partial \Phi_\mu(\mathbf{r}, t)}{\partial t} \right|_{\text{dissipative}} = - \int d\mathbf{r}' \Gamma_{\mu\nu}(\mathbf{r}, \mathbf{r}') \frac{\delta H}{\delta \Phi_\nu(\mathbf{r}')}. \quad (19)$$

The dissipative tensor $\mathbf{\Gamma}$ is symmetric and positive semi definite. It is generally a function of all fields $\{\Phi_\mu\}$, and following Curie's symmetry principle it must obey the system symmetries. Moreover, oppositely to the reactive terms (Eq. (17)), here Φ_μ is dissipatively coupled to Φ_ν only if they have the same sign under time reversal (this is the signature of dissipation).

A. Poisson Brackets in our model

The first step in calculating the PB is to determine the coarse-grained Hamiltonian. Here we use the simplest Hamiltonian (Eq. (2) of the main text):

$$H = \int d\mathbf{r} \frac{\mathbf{g}^2}{2\rho} = \int d\mathbf{r} \left[\frac{(\mathbf{g}^c)^2}{2\rho} + \frac{1}{8\rho} (\nabla \times \boldsymbol{\ell})^2 + \boldsymbol{\ell} \cdot \boldsymbol{\omega}^c \right] \simeq \int d\mathbf{r} \left[\frac{(\mathbf{g}^c)^2}{2\rho} + \boldsymbol{\ell} \cdot \boldsymbol{\omega}^c \right], \quad (20)$$

with $\boldsymbol{\omega}^c = \frac{1}{2} \nabla \times \mathbf{v}^c$ is half the fluid vorticity. Note that in the last equality we have omitted the term $\sim (\nabla \times \boldsymbol{\ell})^2$ as it is higher order in gradients and therefore vanishes in the hydrodynamic limit (long wavelength). We would like to find the equations of motion for both the momentum and the angular momentum densities. Following Eq. (17), the reactive parts of these equations are:

$$\dot{g}_i(\mathbf{r}) = - \int d\mathbf{r}' \left[\{g_i(\mathbf{r}), g_j(\mathbf{r}')\} \frac{\delta H}{\delta g_j(\mathbf{r}')} + \{g_i(\mathbf{r}), \rho(\mathbf{r}')\} \frac{\delta H}{\delta \rho(\mathbf{r}')} \right] \quad (21)$$

$$\dot{\ell}_i(\mathbf{r}) = - \int d\mathbf{r}' \left[\{\ell_i(\mathbf{r}), g_j(\mathbf{r}')\} \frac{\delta H}{\delta g_j(\mathbf{r}')} + \{\ell_i(\mathbf{r}), \rho(\mathbf{r}')\} \frac{\delta H}{\delta \rho(\mathbf{r}')} \right]. \quad (22)$$

The fundamental PB needed to calculate these equations are related to the fields $\boldsymbol{\ell}(\mathbf{r}), \mathbf{g}^c(\mathbf{r}), \rho(\mathbf{r})$:

$$\{\ell_i(\mathbf{r}), \ell_j(\mathbf{r}')\} = -\varepsilon_{ijk} \ell_k(\mathbf{r}) \delta(\mathbf{r} - \mathbf{r}'), \quad (23)$$

$$\{g_i^c(\mathbf{r}), \ell_j(\mathbf{r}')\} = -\nabla'_i [\ell_j(\mathbf{r}') \delta(\mathbf{r} - \mathbf{r}')] , \quad (24)$$

$$\{\ell_i(\mathbf{r}), g_j^c(\mathbf{r}')\} = \ell_i(\mathbf{r}') \nabla_j \delta(\mathbf{r} - \mathbf{r}'), \quad (25)$$

$$\{g_i^c(\mathbf{r}), \rho(\mathbf{r}')\} = \rho(\mathbf{r}) \nabla_i \delta(\mathbf{r} - \mathbf{r}'). \quad (26)$$

Other PB between these fields vanish. Note that we have assumed the system has no structural order, *i.e.* $\mathbf{K} = 0$, otherwise ρ should be decomposed to ρ^c and \mathbf{K} .

1. Dynamics of the total momentum density

The reactive part of the dynamics of the total momentum is then

$$\begin{aligned} \dot{g}_i(\mathbf{r}) = & - \int d\mathbf{r}' \left[\left(\{g_i^c(\mathbf{r}), g_j^c(\mathbf{r}')\} + \{g_i^c(\mathbf{r}), g_j^s(\mathbf{r}')\} + \{g_i^s(\mathbf{r}), g_j^c(\mathbf{r}')\} + \{g_i^s(\mathbf{r}), g_j^s(\mathbf{r}')\} \right) v_j(\mathbf{r}') \right. \\ & \left. - \{g_i(\mathbf{r}), \rho(\mathbf{r}')\} \frac{v^2(\mathbf{r}')}{2} \right]. \end{aligned} \quad (27)$$

The required PB for Eq. (21) are

$$\{g_i^c(\mathbf{r}), g_j^s(\mathbf{r}')\} = -\frac{1}{2} \varepsilon_{jkl} \nabla'_k \nabla'_l [\ell_l(\mathbf{r}') \delta(\mathbf{r} - \mathbf{r}')] , \quad (28)$$

$$\{g_i^s(\mathbf{r}), g_j^c(\mathbf{r}')\} = \frac{1}{2} \varepsilon_{ikl} \ell_l(\mathbf{r}') \nabla_k \nabla_j \delta(\mathbf{r} - \mathbf{r}'), \quad (29)$$

$$\{g_i^s(\mathbf{r}), g_j^s(\mathbf{r}')\} = -\frac{1}{4} \left(\varepsilon_{ijk} \nabla_k \nabla'_s [\ell_s(\mathbf{r}') \delta(\mathbf{r} - \mathbf{r}')] + \varepsilon_{ikn} \nabla_k \nabla'_n [\ell_j(\mathbf{r}') \delta(\mathbf{r} - \mathbf{r}')] \right), \quad (30)$$

$$\{g_i^c(\mathbf{r}), g_j^c(\mathbf{r}')\} = g_i^c(\mathbf{r}') \nabla_j \delta(\mathbf{r} - \mathbf{r}') - \nabla'_i [g_j^c(\mathbf{r}') \delta(\mathbf{r} - \mathbf{r}')] . \quad (31)$$

Substituting Eqs. (26)-(31) into Eq. (27) and using integration by parts (while throwing boundary terms) yields

$$\dot{g}_i = \frac{1}{2} \rho \nabla_i (v^2) - \nabla_j (v_j g_i^c) - g_j^c \nabla_i v_j + \frac{1}{2} \varepsilon_{jkl} \ell_l \nabla_i \nabla_k v_j - \frac{1}{2} \varepsilon_{ikl} \nabla_k \nabla_j (v_j \ell_l) - \frac{1}{4} \varepsilon_{ijk} \nabla_k [\ell_m (\nabla_m v_j - \nabla_j v_m)] . \quad (32)$$

The form of Eq. (32) is not satisfactory. Since the momentum is conserved, one expects to be able to write $\dot{g}_i + \nabla_j (v_j g_i) = \nabla_j \sigma_{ij}$. The resolution lies in expressing \mathbf{g}^c in terms of \mathbf{g} and $\boldsymbol{\ell}$ using Eq. (10). Rewriting the first three terms of the right-hand-side of Eq. (32), we have

$$\frac{1}{2}\rho\nabla_i(v^2) - \nabla_j(v_j g_i^c) - g_j^c \nabla_i v_j = -\nabla_j(v_j g_i) + \frac{1}{2}\varepsilon_{imn}\nabla_j(v_j \nabla_m \ell_n) + \frac{1}{2}\varepsilon_{jmn}(\nabla_m \ell_n)(\nabla_i v_j), \quad (33)$$

and

$$\dot{g}_i + \nabla_j(v_j g_i) = \nabla_j \sigma_{ij}, \quad (34)$$

$$\sigma_{ij} = -\frac{1}{2}\left(\varepsilon_{jkn}\delta_{il}\ell_n + \varepsilon_{iln}\delta_{jk}\ell_n + \frac{1}{2}[\varepsilon_{ijl}\ell_k - \varepsilon_{ijk}\ell_l]\right)\nabla_l v_k. \quad (35)$$

Although it is not clear from the structure above, it can be verified that the stress tensor is symmetric. The antisymmetric part of the stress tensor is $\sigma_{ij}^a = \frac{1}{2}(\sigma_{ij} - \sigma_{ji})$, and using Eq. (35) we have

$$\begin{aligned} \sigma_{ij}^a &= -\frac{1}{4}\left[\ell_n(\varepsilon_{jkn}\delta_{il} - \varepsilon_{ikn}\delta_{jl} + \varepsilon_{iln}\delta_{jk} - \varepsilon_{jln}\delta_{ik}) + \varepsilon_{ijl}\ell_k - \varepsilon_{ijk}\ell_l\right]\nabla_l v_k \\ &= -\frac{1}{4}\ell_n\left[\varepsilon_{jln}(\nabla_i v_l - \nabla_l v_i) - \varepsilon_{iln}(\nabla_j v_l - \nabla_l v_j) + \varepsilon_{ijl}(\nabla_l v_n - \nabla_n v_l)\right] \\ &= -\frac{1}{4}\ell_n\varepsilon_{mst}\left[\varepsilon_{jln}\varepsilon_{ilm} - \varepsilon_{iln}\varepsilon_{jlm} + \varepsilon_{ijk}\varepsilon_{knm}\right]\nabla_s v_t \\ &= -\frac{1}{4}\ell_n\left[\delta_{ij}\delta_{nm} - \delta_{jm}\delta_{in} - \delta_{ij}\delta_{nm} + \delta_{im}\delta_{nj} + \delta_{in}\delta_{jm} - \delta_{im}\delta_{jn}\right]\nabla_s v_t = 0, \end{aligned} \quad (36)$$

The stress tensor can then be written in a more familiar form:

$$\sigma_{ij} = \left[-\frac{1}{4}\ell_n(\varepsilon_{jln}\delta_{ik} + \varepsilon_{iln}\delta_{jk} + \varepsilon_{ikn}\delta_{jl} + \varepsilon_{jkn}\delta_{il})\right]\nabla_l v_k. \quad (37)$$

This form is the same as was phenomenologically written for plasma with magnetic fields [2], where $\boldsymbol{\ell}$ plays the role of a magnetic field. Since in deriving Eq. (37) we did not assume anything about $\boldsymbol{\ell}$ it can be any function of space and time. To compare with recent works of active spinning particles we also write the stress tensor in 2D:

$$\sigma_{ij} = -\frac{\ell}{2}\left(\nabla_i \varepsilon_{jm} v_m + \varepsilon_{ik} \nabla_k v_j\right). \quad (38)$$

This is very similar to the expression for the ‘odd’ part of the stress tensor in Ref. [3]. There is a crucial difference between the two formulations though. Here this is the stress tensor for the dynamics of the total momentum density, while in Ref. [3] it is of the CM momentum. This is crucial (as explained in the main text) as in our formalism the stress tensor must be symmetric due to conservation of the total momentum, which constraints the form of the dissipation (see again discussion in the main text). Our results, Eqs. (37)-(38) are valid for any ℓ , constant or not.

The dissipative terms can be obtained using Eq. (19), and are written below in Eq. (43).

2. Dynamics of angular momentum density

It is straightforward to compute the PB of Eq. (22) using Eqs. (23)-(25) and $\{\ell_i(\mathbf{r}), \rho(\mathbf{r}')\} = 0$ (because we assume $\mathbf{K} = 0$). The reactive part of the $\boldsymbol{\ell}$ dynamics is then

$$\dot{\ell}_i(\mathbf{r}) + \nabla_j(\ell_i v_j) = \varepsilon_{ijk}\ell_k \omega_j. \quad (39)$$

In 2D, the right-hand-side vanishes. Dissipation in $\boldsymbol{\ell}$ is constraint by the requirement that for uniform rotations of the system, in which $\boldsymbol{\Omega} = \boldsymbol{\omega}^c$, there is no dissipation. Thus, the dissipative term must have the form $\Gamma_{ij}(\Omega_j - \omega_j^c)$ [4, 5]. The form of $\boldsymbol{\Gamma}$ is constraint by symmetry (see Section III) and the general requirement of the dissipative tensor (see paragraph below Eq. (19)). It is thus written as

$$\Gamma_{ij} = g_1 \delta_{ij} + g_2 \ell_i \ell_j. \quad (40)$$

In the main text we assume the dissipation to be isotropic by choosing $g_1 = \Gamma$ and $g_2 = 0$ such that $\Gamma_{ij} = \Gamma \delta_{ij}$. The next step is to express $\boldsymbol{\omega}^c$ in terms of $\boldsymbol{\omega}$ and $\boldsymbol{\ell}$:

$$\dot{\ell}_i(\mathbf{r}) + \nabla_j(\ell_i v_j) = \varepsilon_{ijk}\ell_k \omega_j - \Gamma(\Omega_i - \omega_i) - \frac{\Gamma}{4}\nabla_j\left[\frac{1}{\rho}(\nabla_i \ell_j - \nabla_j \ell_i)\right] + \tau_i, \quad (41)$$

where we have added an external torque $\boldsymbol{\tau}$. This is Eq. (6) of the main text.

The steady state of the bulk fluid for $\boldsymbol{\tau} = 0$ is $\mathbf{v} = 0$ (assuming no other external forcing). For non-zero $\boldsymbol{\tau}$ we write $\boldsymbol{\Omega} = \boldsymbol{\Omega}^0 + \delta\boldsymbol{\Omega}$ and assume \mathbf{v} (and thus also $\boldsymbol{\omega}$) is of the order of $\delta\boldsymbol{\Omega}$. The long-wavelength low-frequency solution is $\boldsymbol{\Omega}_0 \simeq \boldsymbol{\tau}/\Gamma$ and $\boldsymbol{\ell}_0 = \mathbf{I} \cdot \boldsymbol{\tau}/\Gamma$. This effectively creates a constant (in time) angular momentum density, which is related to the odd viscosity coefficient (Eq. (4) in the main text).

Note that in order to obtain the dissipative term in the dynamics of $\boldsymbol{\ell}$ from Eq. (19), the Hamiltonian should have included also a term $\frac{1}{2}\boldsymbol{\ell} \cdot \mathbf{I}^{-1} \cdot \boldsymbol{\ell}$ as in Refs. [4, 5]. We show elsewhere [6] that such term indeed exists in the Hamiltonian alongside the standard $\mathbf{g}^2/(2\rho)$ term we consider in this work. However, the addition of such a term in the Hamiltonian only adds terms to the reactive part of the $\boldsymbol{\ell}$ dynamics and vanishes in the long wave-length low-frequencies limit. It has no effect on the equation of motion of the total momentum density \mathbf{g} (Eq. (4) of the main text).

III. PHENOMENOLOGICAL DERIVATION OF THE STRESS TENSOR - GENERAL SYMMETRY CONSIDERATIONS

Using the Hamiltonian of Eq. (20) as the free-energy, F (assuming local equilibrium), and writing a general conservation equation for the total momentum, $\mathbf{g} = \nabla \cdot \boldsymbol{\sigma}$, one finds the thermodynamic entropy production rate to be (see *e.g.* Ref. [5] Appendix B),

$$T \frac{dS}{dt} = \int d\mathbf{r} u_{ij} \sigma_{ij}. \quad (42)$$

Within the framework of linear irreversible thermodynamics the thermodynamic forces are expanded to linear order in the thermodynamic fluxes. The coefficients in this expansion are called the kinetic coefficients, and they must obey (i) the system symmetries and (ii) Onsager relations. The first condition implies that the kinetic coefficients are written in terms of the system order parameters, which is $\boldsymbol{\ell}$ in our case. Notably, this means that a kinetic coefficient that has a part with odd number of $\boldsymbol{\ell}$'s will have different time reversal than other order-parameter dependent parts (similar to what happens when the order parameter is magnetization).

Specifically, introducing the viscosity tensor, $\sigma_{ij} = \eta_{ijkl} \nabla_l v_k$, and writing η_{ijkl} in terms of δ_{ij} , ε_{ijk} , and $\boldsymbol{\ell}$ we have $\eta_{ijkl} = \eta_{ijkl}^e + \eta_{ijkl}^o$ with

$$\begin{aligned} \eta_{ijkl}^e = & \zeta \delta_{\alpha\beta} \delta_{\gamma\delta} + \eta (\delta_{\alpha\gamma} \delta_{\beta\delta} + \delta_{\alpha\delta} \delta_{\beta\gamma}) + \alpha_1 (\delta_{\alpha\beta} \ell_\gamma \ell_\delta + \delta_{\gamma\delta} \ell_\alpha \ell_\beta) + \alpha_2 (\ell_\alpha \ell_\gamma \delta_{\beta\delta} + \ell_\beta \ell_\gamma \delta_{\alpha\delta} + \ell_\alpha \ell_\delta \delta_{\beta\gamma} + \ell_\beta \ell_\delta \delta_{\alpha\gamma}) \\ & + \alpha_3 \ell_\alpha \ell_\beta \ell_\gamma \ell_\delta, \end{aligned} \quad (43)$$

$$\eta_{ijkl}^o = \beta_1 (\varepsilon_{jln} \delta_{ik} + \varepsilon_{iln} \delta_{jk} + \varepsilon_{ikn} \delta_{jl} + \varepsilon_{jkn} \delta_{il}) \ell_n + \beta_2 (\varepsilon_{jln} \ell_i \ell_k + \varepsilon_{iln} \ell_j \ell_k + \varepsilon_{ikn} \ell_j \ell_l + \varepsilon_{jkn} \ell_i \ell_l) \ell_n. \quad (44)$$

All of the coefficients above are generally a function of $\boldsymbol{\ell}^2$. Indeed, the time reversal signatures of $\boldsymbol{\eta}^o$ and $\boldsymbol{\eta}^e$ are different. The former does not contribute to the entropy production rate, hence, it is non-dissipative or reactive. Thus, only $\boldsymbol{\eta}^e$ is dissipative. These general symmetry arguments allow for terms in $\boldsymbol{\eta}^o$ that are not observed using our microscopic model. We expect such terms to appear when mode-coupling terms, not considered in our current treatment, are included. The $\boldsymbol{\ell}$ -dependent terms in $\boldsymbol{\eta}^e$ are neglected in the main text.

IV. ODD VISCOSITY FROM THE CENTER-OF-MASS MOMENTUM

In order to find the reactive part of the CM momentum we calculate

$$\dot{g}_i^c(\mathbf{r}) = - \int d\mathbf{r}' \left[\{g_i^c(\mathbf{r}), g_j^c(\mathbf{r}')\} \frac{\delta H}{\delta g_j^c(\mathbf{r}')} + \{g_i^c(\mathbf{r}), \ell_j(\mathbf{r}')\} \frac{\delta H}{\delta \ell_j(\mathbf{r}')} + \{g_i^c(\mathbf{r}), \rho(\mathbf{r}')\} \frac{\delta H}{\delta \rho(\mathbf{r}')} \right]. \quad (45)$$

The required PB are given in Eqs. (24), (26), and (31). Using these PB Eq. (45) reads,

$$\dot{g}_i^c + \nabla_j (v_j^c g_i^c) = -\frac{1}{2} \nabla_j [v_i^c (\nabla \times \boldsymbol{\ell})_j + \varepsilon_{jmn} \ell_n \nabla_i v_m^c]. \quad (46)$$

If $\boldsymbol{\ell}$ is constant this expression simplifies greatly,

$$\dot{g}_i^c + \nabla_j (v_j^c g_i^c) = -\frac{1}{2} \nabla_j [\varepsilon_{jmn} \ell_n \nabla_i v_m^c], \quad (47)$$

which becomes In 2D

$$\dot{g}_i^c + \nabla_j (v_j^c g_i^c) = -\frac{\ell}{2} \nabla_j [\varepsilon_{jlm} \nabla_l v_m^c] . \quad (48)$$

This term is the same (except that here $\mathbf{v} \rightarrow \mathbf{v}^c$) as the first ‘odd’ term in the dynamics of the total momentum, Eq. (38).

The symmetric dissipative term is the same as for the total velocity (with $\mathbf{v} \rightarrow \mathbf{v}^c$ of course), see Eqs. (43)-(44). However, for the CM momentum the stress tensor is not necessarily symmetric. In fact, conservation of total angular momentum dictates that the (internal) body term in the dynamics of ℓ must be equal to $-\varepsilon_{ijk} \sigma_{jk}$ [5]¹. Therefore, the dissipative antisymmetric term is $\frac{\Gamma}{2} \varepsilon_{ijk} \nabla_j (\Omega_k - \omega_k^c)$. One can then write the full equation of motion for \mathbf{g}^c as,

$$\dot{g}_i^c + \nabla_j (v_j^c g_i^c) = \nabla_j \left[\eta_{ijkl} (\nabla_k v_l^c) - \frac{1}{2} v_i^c (\nabla \times \ell)_j + \frac{\Gamma}{2} \varepsilon_{ijk} (\Omega_k - \omega_k^c) \right] . \quad (49)$$

where

$$\eta_{ijkl} = -\frac{1}{2} \varepsilon_{jln} \delta_{ik} \ell_n + \eta_{ijkl}^e . \quad (50)$$

The dynamics of ℓ in term of \mathbf{v}^c is found by substituting Eq. (10) in Eq. (41):

$$\begin{aligned} \dot{\ell}_i(\mathbf{r}) + \nabla_j (\ell_i v_j^c) &= \varepsilon_{ijk} \ell_k \omega_j^c - \Gamma (\Omega_i - \omega_i^c) + \frac{1}{4} \varepsilon_{ijk} \ell_j \nabla_m \left[\frac{1}{\rho} (\nabla_k \ell_m - \nabla_m \ell_k) \right] \\ &+ \frac{1}{2} \varepsilon_{jmn} \nabla_j \left(\frac{1}{\rho} \ell_i \nabla_n \ell_m \right) + \tau_i . \end{aligned} \quad (51)$$

We now have all the dynamics in the terms of the CM momentum. In this representation it seems that not all ‘odd’ terms are present, but instead there is an antisymmetric dissipative term connecting the CM momentum and the angular momentum densities. Next, we show that eliminating ℓ recovers the missing odd terms. Similarly to the finding ℓ in the long-wavelength low-frequency for the total momentum we write $\Omega = \Omega^0 + \delta\Omega$ and assume \mathbf{v}^c is of the order of $\delta\Omega$, which results in

$$\begin{aligned} \Omega_i^0 &= \tau_i / \Gamma , \\ \delta\Omega_i &= \omega_i^c + \frac{1}{\Gamma} \left[\frac{1}{2} \ell_k^0 (\nabla_k v_i^c - \nabla_i v_k^c) - \ell_i^0 \nabla \cdot \mathbf{v}^c \right] , \end{aligned} \quad (52)$$

where $\ell^0 = \mathbf{I} \cdot \Omega^0$. Substituting Eq. (52) into Eq. (49) gives in the long-wavelength limit

$$\dot{g}_i^c + \nabla_j (v_j^c g_i^c) = \nabla_j \left[\eta_{ijkl}^e (\nabla_k v_l^c) - \frac{1}{2} \ell_n^0 \left(\varepsilon_{jln} \delta_{ik} + \varepsilon_{ijn} \delta_{kl} + \frac{1}{2} [\varepsilon_{ijk} \delta_{nl} - \varepsilon_{ijl} \delta_{nk}] \right) \nabla_k v_l^c \right] . \quad (53)$$

The first term in the square brackets is the usual ‘even’ viscosity and the second term is the ‘odd’ viscosity. It is very similar to the odd viscosity of Eq. (35), with the only difference in the second term within the round brackets. Note that here ℓ^0 is constant and therefore one may take $j \leftrightarrow k$ due to the symmetry of the derivatives. Applying this simple procedure for the incompatible term gives the exact result of Eq. (35). To conclude, after elimination of Ω the results using the CM momentum and the total momentum coincide, as expected.

V. INTERNAL ACTIVE DRIVING

Internal active torques are abundant in biology and are present whenever activity is not due to an external field. Such internal torques must be a divergence of something such that the total active torque vanishes. For an isotropic system (say an isotropic active gel) the active torque $\sim \nabla n$, where n is the density of torque dipoles. This corresponds to randomly oriented torque dipoles and can be seen from a simple argument. Consider a particle with CM position \mathbf{r}^α that exerts two opposite torque monopoles $\mp \mathbf{T}^\alpha$ at $\mathbf{r}^\alpha \pm \mathbf{a}^\alpha/2$, respectively (see Fig. 2(a)). Such particle creates a torque dipole density

$$\boldsymbol{\tau}^\alpha = \mathbf{T}^\alpha [\delta(\mathbf{r} - \mathbf{r}^\alpha + \mathbf{a}^\alpha/2) - \delta(\mathbf{r} - \mathbf{r}^\alpha - \mathbf{a}^\alpha/2)] \simeq \mathbf{T}^\alpha (\mathbf{a}^\alpha \cdot \nabla) \delta(\mathbf{r} - \mathbf{r}^\alpha) , \quad (54)$$

¹ Strictly speaking, it is equal to the part of $-\varepsilon_{ijk} \sigma_{jk}$ that is not a divergence of any tensor.

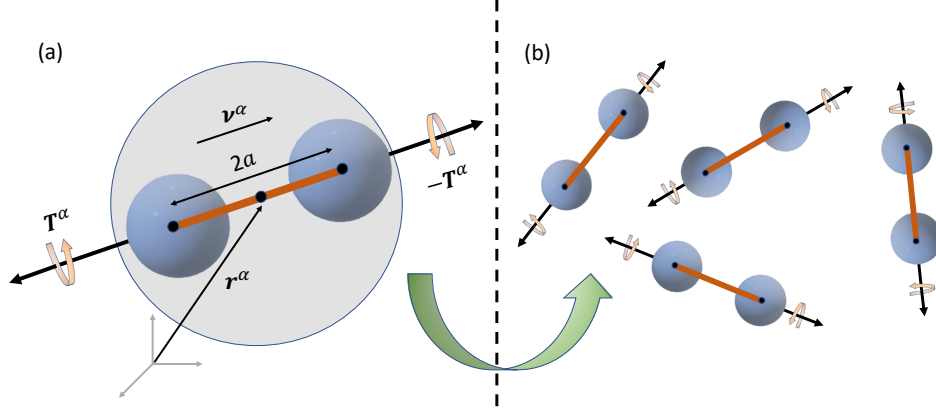


Figure 2. (a) Illustration of an active torque dipole. A particle whose CM located at \mathbf{r}^α exerts two opposite torque monopoles $\mp \mathbf{T}^\alpha$ at $\mathbf{r}^\alpha \pm \mathbf{a}^\alpha/2$. The two opposite torques are separated by distance a , hence creating a torque dipole $\sim \mathbf{T}^\alpha a$. In (b) a random collection of such torque dipoles create a torque-dipole density $\sim \nabla n$ with n being the particles' density.

Averaging over ensemble of such torque dipoles (mesoscopic average) with $\mathbf{a}^\alpha = a\hat{\mathbf{v}}^\alpha$ and assuming $\mathbf{T}^\alpha = T\hat{\boldsymbol{\xi}}^\alpha$ we get for an isotropic system,

$$\boldsymbol{\tau}^\alpha = Ta \nabla \cdot \left\langle \sum_{\alpha} \hat{\mathbf{v}}^\alpha \hat{\boldsymbol{\xi}}^\alpha \delta(\mathbf{r} - \mathbf{r}^\alpha) \right\rangle_{\text{meso}} = \frac{Ta}{d} (\hat{\mathbf{v}}^\alpha \cdot \hat{\boldsymbol{\xi}}^\alpha) \nabla n(\mathbf{r}), \quad (55)$$

where d is the dimensionality. Here we have used the fact that for an isotropic system any second-rank tensor $\sim \delta_{ij}$. Then by writing $\text{Tr}\{\hat{\mathbf{v}}_i^\alpha \hat{\boldsymbol{\xi}}_j^\alpha\} = C \text{Tr} \delta_{ij}$ one has $(\hat{\mathbf{v}}^\alpha \cdot \hat{\boldsymbol{\xi}}^\alpha) = Cd$ thus $\hat{\mathbf{v}}_i^\alpha \hat{\boldsymbol{\xi}}_j^\alpha = (\hat{\mathbf{v}}^\alpha \cdot \hat{\boldsymbol{\xi}}^\alpha) \delta_{ij}/d$. For a one-component fluid in which its constituents exerts these active torques as depicted in Fig. 2(b), the equation of motion for ℓ is,

$$\dot{\ell}_i(\mathbf{r}) + \nabla_j (\ell_i v_j) = \varepsilon_{ijk} \ell_k \omega_j - \Gamma (\Omega_i - \omega_i) - \frac{\Gamma}{4} \nabla_j \left[\frac{1}{\rho} (\nabla_i \ell_j - \nabla_j \ell_i) \right] + \tilde{\tau} \nabla_i \rho, \quad (56)$$

where $\tilde{\tau} \equiv Ta (\hat{\mathbf{v}}^\alpha \cdot \hat{\boldsymbol{\xi}}^\alpha) / (md)$, with m being the particles' mass.

Such active torque density generally leads to inhomogeneous stationary odd viscosity as we now show. First, we expand the density $\rho = \rho_0 + \delta\rho$ with ρ_0 assumed to be constant in time. Then, the continuity equation becomes:

$$\dot{\rho}_1 + \mathbf{v} \cdot \nabla \rho_0 + \rho_0 \nabla \cdot \mathbf{v} = 0.$$

Here we assumed as in previous sections that \mathbf{v} is of the order of $\delta\rho$. Writing as before $\boldsymbol{\Omega} \simeq \boldsymbol{\Omega}^0 + \delta\boldsymbol{\Omega}$, gives (in the long-wavelength low-frequency limit) $\Omega_i^0 = \tilde{\tau} \nabla_i \rho_0 / \Gamma$, which is generally inhomogeneous but it is constant in time. Hence, the odd viscosity is not necessarily constant (spatially), but the 'odd' Navier-Stokes equation (Eq. (4) of the main text) is still valid.

VI. MODE STRUCTURE - 'ODD' MECHANICAL WAVES

In this section we investigate the mode structure of the odd Navier-Stokes equation. We start by writing $\{\rho, \mathbf{v}\} \simeq \{\rho_0, 0\} + \{\delta\rho, \mathbf{v}\}$ and linearize Eq. (8) of the main text and the continuity equation, $\dot{\rho} + \nabla \cdot (\rho \mathbf{v}) = 0$. Then, we perform a Fourier-Transform $\{\mathbf{v}, \delta\rho\} = \int \frac{d\mathbf{k}}{(2\pi)^d} \{\tilde{\mathbf{v}}, \delta\tilde{\rho}\} e^{i(\mathbf{k} \cdot \mathbf{r} - st)}$, which results in

$$\begin{pmatrix} s + i\nu k^2 & -i\tilde{\ell} k k_{\parallel} & 2i\tilde{\ell} k k_{\perp} & 0 \\ i\tilde{\ell} k k_{\parallel} & s + i\nu k^2 & 0 & 0 \\ -2i\tilde{\ell} k k_{\perp} & 0 & s + i\nu_L k^2 & -kc \\ 0 & 0 & -kc & s \end{pmatrix} \begin{pmatrix} \tilde{v}_1 \\ \tilde{v}_2 \\ \tilde{v}_L \\ \tilde{h} \end{pmatrix} = 0. \quad (57)$$

Here a set of orthonormal unit vectors was introduced: $\hat{\mathbf{k}} = (k_x, k_y, k_z)/k$, $\hat{\mathbf{e}}_1 = (-k_y, k_x, 0)/k_{\perp}$, and $\hat{\mathbf{e}}_2 = (-k_x k_z, -k_y k_z, k_{\perp}^2)/(k k_{\perp})$, where $k = \sqrt{\mathbf{k}^2}$, $k_{\perp} = \sqrt{k_x^2 + k_y^2}$, and $k_{\parallel} = \mathbf{k} \cdot \boldsymbol{\ell}/\ell$. We have defined $v_{1,2} \equiv \mathbf{v} \cdot \hat{\mathbf{e}}_{1,2}$,

$v_L \equiv \mathbf{v} \cdot \hat{\mathbf{k}}$, $h = c\delta\rho/\rho_0$, $\nu \equiv \eta/\rho_0$, $\nu_L = 2\nu + \zeta/\rho_0$, $\tilde{\ell} \equiv \ell/(4\rho_0)$, and $\ell = \ell\hat{z}$. Note that for vanishing viscosities ($\nu = \nu_L = 0$) the matrix in Eq. (57) is Hermitian, thus it has real eigenvalues and the corresponding eigenvectors are orthogonal. The fact that all eigenvalues are real means that there are no instabilities and that waves always propagate (when the viscosity is negligible).

Equation (57) can be written in a more familiar form by using the continuity equation to write the equations for the velocity alone:

$$\begin{pmatrix} s + i\nu k^2 & -i\tilde{\ell}kk_{\parallel} & 2i\tilde{\ell}kk_{\perp} \\ i\tilde{\ell}kk_{\parallel} & s + i\nu k^2 & 0 \\ -2i\tilde{\ell}kk_{\perp} & 0 & s + i\nu_L k^2 - c^2 k^2/s \end{pmatrix} \begin{pmatrix} \tilde{v}_1 \\ \tilde{v}_2 \\ \tilde{v}_L \end{pmatrix} = 0. \quad (58)$$

The eigenvalues are found using $\det \mathbf{M} = 0$, with \mathbf{M} being the matrix in Eq. (57) or (58). This results in a quartic equation

$$\left[s^2 - c^2 k^2 + is\nu_L k^2 \right] \left[(s + i\nu k^2)^2 - k^2 k_{\parallel}^2 \tilde{\ell}^2 \right] - 4sk^2 k_{\perp}^2 \tilde{\ell}^2 (s + i\nu k^2) = 0. \quad (59)$$

Although analytical solution is present for such an equation it does not have a lot of meaning. Let us examine some simplifying limits. First, inspection of Eq. (58) shows that k_{\perp} is responsible to the coupling between longitudinal and transverse modes. Taking $k_{\perp} = 0$ gives

$$s_L = \frac{k}{2} \left[-i\nu_L k \pm \sqrt{4c^2 - \nu_L^2 k^2} \right], \quad (60)$$

$$s_T = -i\nu k^2 \pm kk_{\parallel} \tilde{\ell}. \quad (61)$$

The four modes (two longitudinal, Eq. (60), and two transverse, Eq. (61)) are of decaying waves. Unlike regular fluids, here there are two transverse propagating modes (instead of diffusive modes). Another simple limit is obtained for $k_{\parallel} = 0$ and $\nu = 0$, leading to a quadratic equation with solutions:

$$s = \frac{k}{2} \left[-i\nu_L k \pm \sqrt{-\nu_L^2 k^2 + 4(c^2 + 4k_{\perp}^2 \tilde{\ell}^2)} \right]. \quad (62)$$

These solutions corresponds to two propagating (and decaying) longitudinal waves. There are no transverse waves, neither propagating nor diffusive, in this limit. In this case waves propagate if the $4(c^2 + 4k_{\perp}^2 \tilde{\ell}^2) > \nu_L^2 k^2$, revealing that when k_{\perp} is present it can promote propagation of longitudinal waves even when ν_L is large enough such that for normal fluids ($\ell = 0$) these waves are diffusive.

With view of the decoupled mode frequencies in Eqs. (60)-(61), in the long-wavelength limit the last term of Eq. (59) can be treated as perturbation (for s_L it is $\sim k^6$ and for s_T it is $\sim k^8$). To find the correction to the longitudinal mode, s_L , in the long-wavelength limit we write

$$s^2 - c^2 k^2 + is\nu_L k^2 = L, \quad (63)$$

where $L \ll 1$. Then, substituting $s \simeq \pm kc$ (the long wavelength solution of s_L from Eq. (60)) in Eq. (59) we find that $L = 4\tilde{\ell}^2 k^2 k_{\perp}^2$. One can now use L and solve Eq. (63), yielding

$$s_L \simeq \pm kc \left[1 + \frac{16\tilde{\ell}^2 k_{\perp}^2 - \nu_L^2 k^2}{8c^2} \right] - \frac{1}{2} i\nu_L k^2. \quad (64)$$

The correction to the transverse modes can be found by writing

$$(s + i\nu k^2)^2 - k^2 k_{\parallel}^2 \tilde{\ell}^2 = T, \quad (65)$$

with $T \ll 1$. Next, we substitute the long-wavelength solution for s_T (which is the same as Eq. (61)) in Eq. (59) and obtain $T = -\left(4\tilde{\ell}^3 k^2 k_{\perp}^2 k_{\parallel}/c^2\right) \left(\tilde{\ell}k_{\parallel} \mp i\nu k\right)$. Using the solution for T in Eq. (65) gives

$$s_T \simeq \left(-i\nu k^2 \pm kk_{\parallel} \tilde{\ell}\right) \left(1 - \frac{2\tilde{\ell}^2 k_{\perp}^2}{c^2}\right). \quad (66)$$

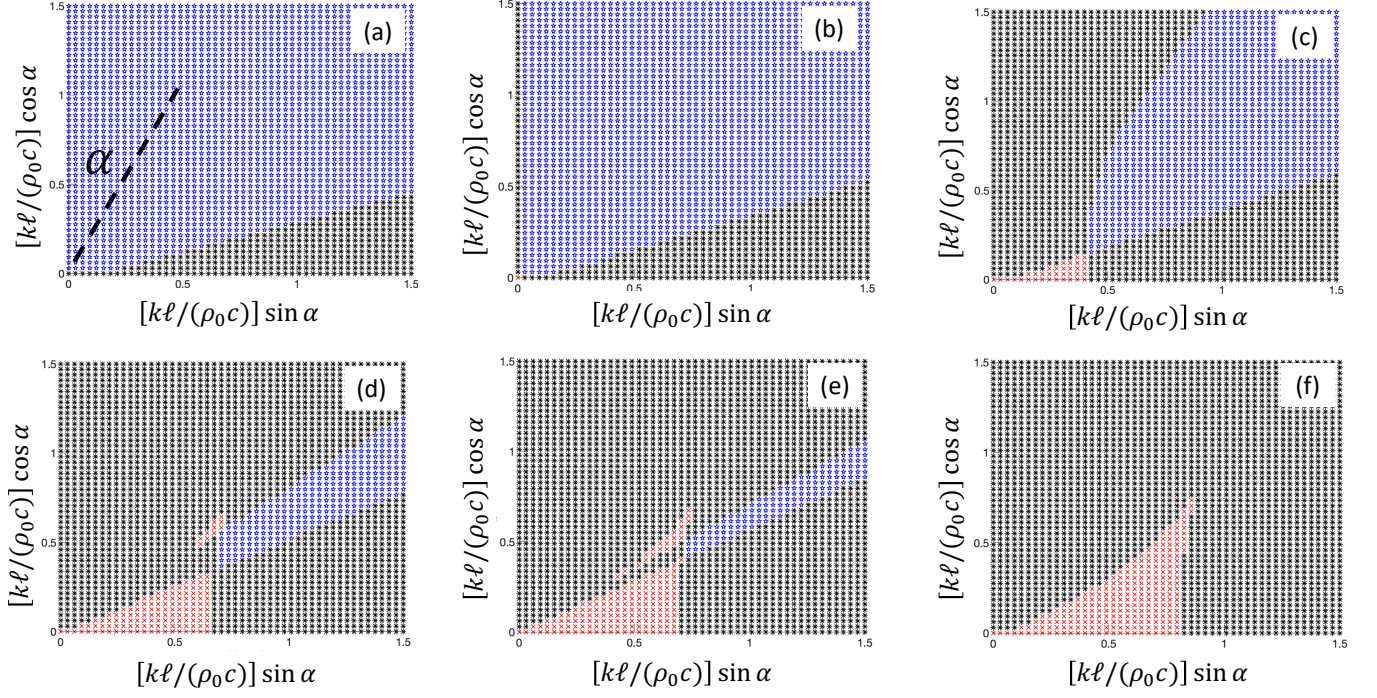


Figure 3. Phase diagram in polar coordinates ($k_{\perp}/k = \sin \alpha$ and $k_{\parallel}/k = \cos \alpha$) for propagation of waves in the space spanned by ℓ and \mathbf{k} , using the complete quartic equation, Eq. (59). In all subfigures we use constant dimensionless viscosities $\nu k/c$ and $\nu_L k/c$, thus, this figure should be thought of as being plotted for finite wavenumber. Blue star, black asterisk, and red ‘x’ represent four, two, and zero propagating modes, respectively. In all subfigures $\nu k/c = 0.3$, while $\nu_L k/c$ is 0.9 in (a), 2 in (b), 2.7 in (c), 3.5 in (d), 3.6 in (e) and 4 in (f).

The eigenvectors $[\vec{v} = (v_1, v_2, v_L, h)]$ associated with the longitudinal and transverse waves (Eqs. (64) and (66)), to lowest order in $g = 2\tilde{\ell}k_{\perp}/c$ and $g_{\nu} = k\nu_L/c$ are:

$$\vec{v}_L = (\mp ig, 0, 1, \pm 1 + ig_{\nu}/2), \quad \vec{v}_T = (1, \mp i, 0, -ig), \quad (67)$$

where g is a dimensionless measure for the strength of the coupling between longitudinal and transverse modes.

The incompressible limit is formally obtained from Eq. (59) by taking $kc/s \rightarrow \infty$, which also corresponds to $g, g_{\nu} \ll 1$. A predominantly transverse mode with nonzero v_1 satisfies $h = -igv_1$, or equivalently $\delta\rho/\rho = -i2\tilde{\ell}k_{\perp}v_1/c^2$. Re-expressed in coordinate space, this gives $\delta\rho = -\ell \cdot \omega/c^2$ as also found in the main text using a different route.

Another instructive limit is the inviscid case ($\nu, \nu_L = 0$) for which Eq. (59) reduces to a quadratic equation for s^2 ,

$$s^4 - k^2 s^2 \left[c^2 + \tilde{\ell}^2 (4k_{\perp}^2 + k_{\parallel}^2) \right] + k^4 k_{\parallel}^2 c^2 \tilde{\ell}^2 = 0. \quad (68)$$

Solving Eq. (68) one finds

$$s^2 = \frac{k^2}{2} \left(c^2 + \tilde{\ell}^2 (4k_{\perp}^2 + k_{\parallel}^2) \pm \sqrt{\left[c^2 + \tilde{\ell}^2 (4k_{\perp}^2 + k_{\parallel}^2) \right]^2 - 4c^2 k_{\parallel}^2 \tilde{\ell}^2} \right). \quad (69)$$

The discriminant $D \equiv \left[c^2 + \tilde{\ell}^2 (4k_{\perp}^2 + k_{\parallel}^2) \right]^2 - 4c^2 k_{\parallel}^2 \tilde{\ell}^2$ can be shown to be strictly positive, hence, s^2 is real and Eq. (69) also implies that $s^2 > 0$. Therefore, there are four propagating modes as expected due to the fact that the matrix in Eq. (57) is Hermitian for an inviscid odd fluid (see discussion after Eq. (57)). Both solutions are admixture of the longitudinal and transverse modes.

With all the information on the limiting cases we are prepared to discuss the general mode structure. In Fig. 3 we plot the number of propagating waves (number of solution with non-vanishing real part) in the space spanned by ℓ and \mathbf{k} for constant dimensionless viscosities. These plots are representative for $\nu k/c < 1$ with various values of $\nu_L k/c$. When $\nu \geq 1$ only subfigure (f) is accessible because $\nu_L > 2\nu \geq 2$. Clearly $\alpha = 0$ corresponds to Eqs. (60)-(61) such that for any nonzero value of ℓ transverse waves are propagating. However, for $\nu_L k/c \geq 2$ longitudinal waves

are diffusive, explaining the black vertical stripe at $\alpha = 0$ in subfigure (b). On the contrary when $\alpha = \pi/2$, Eq. (62) shows that there are no transverse waves and that longitudinal waves always propagate for sufficiently large values of ℓ , explaining the transitions from red ‘x’ region to black asterisk region. For any other value of α all modes are a mixture of longitudinal and transverse modes. The blue star region can be thought of as an effectively inviscid region in the sense that all four modes propagate in this region (of course these viscosities results in decaying waves) and for large enough values of ℓ , Eq. (69) indeed gives the four modes frequencies. Note that the long wavelength limit corresponds to the region around the origin in subfigure (a) alone. In all other subfigures $\nu_L k^2 > kc$ such that they must be thought of as being plotted for finite wavenumber. It is interesting that the red ‘x’ region does not need to be continuous, showing the complicated dependence of the eigenfrequencies on α .

-
- [1] H. Stark, and T. C. Lubensky, Poisson-bracket approach to the dynamics of nematic liquid crystals, *Phys. Rev. E* **67**, 061709 (2003)
 - [2] L. D. Landau, E. M. Lifshitz, and L. P. Pitaevskij, *Course of Theoretical Physics: Physical Kinetics, Vol. 10* (Pergamon Press, Oxford, 1981)
 - [3] D. Banerjee, A. Souslov, A. G. Abanov, and V. Vitelli, Odd viscosity in chiral active fluids, *Nat. Comm.* , **8**, 1573 (2017)
 - [4] H. Stark, and T. C. Lubensky, Poisson bracket approach to the dynamics of nematic liquid crystals: the role of spin angular momentum, *Phys. Rev. E* **72**, 051714 (2005)
 - [5] T. Markovich, E. Tjhung, and M. E. Cates, Chiral active matter: microscopic ‘torque dipoles’ have more than one hydrodynamic description, *New J. Phys.* **21**, 112001 (2019)
 - [6] T. Markovich and T. C. Lubensky, Coarse-graining the kinetic energy leads to odd viscosity, *to be published* (2020)