

Multi-scale classification for electro-sensing*

Lorenzo Baldassari Andrea Scapin

June 9, 2020

This paper introduces premier and innovative (real-time) multi-scale method for target classification in electro-sensing. The intent is that of mimicking the behavior of the weakly electric fish, which is able to retrieve much more information about the target by approaching it. The method is based on a family of transform-invariant shape descriptors computed from generalized polarization tensors (GPTs) reconstructed at multiple scales. The evidence provided by the different descriptors at each scale is fused using Dempster-Shafer Theory. Numerical simulations show that the recognition algorithm we proposed performs undoubtedly well and yields a robust classification.

Keywords: Electro-sensing; weakly electric fish, classifier combination; shape classification; reconstruction.

1. Introduction

The biological behavior of weakly electric fish has been studied by scholars for years. These fish orient themselves at night in complete darkness by using electrosensory information, which makes these animals an ideal subject for developing bio-inspired imaging techniques. Such interest has motivated a huge number of studies addressing the active electro-sensing problem from many different perspectives since Lissmann and Machins work [1, 2, 3, 4, 5, 6, 7, 8]. One of the most noteworthy potential bio-inspired applications is in underwater robotics. Building autonomous robots with electro-sensing technology may supply unexplored navigation, imaging and classification capabilities, especially when the sight is unreliable due, for example, to the turbidity of the surrounding waters or the poor lighting conditions [9, 10].

From the mathematical point of view, the electro-sensing problem is to detect and locate the dielectric target and to identify its shape and material parameters given the current distribution over the skin of the fish. Ammari et al. [11] stated a rigorous mathematical

*This work was supported by the SNF grant 200021-172483.

model for treating the inverse problem of electro-sensing dielectric objects. They exploited the smallness of targets in order to apply the framework of asymptotic small-volume expansions. The electric current, which contains information on the target, is measured by a discrete number of receptors along the fish body. When enough measurements are collected, it is possible to recover the contracted generalized polarization tensors (CGPTs), which do encode information about the unknown target. One way in which the fish can acquire enough independent measurements is by exploiting the movement, i.e., by collecting several static measurements while swimming around the target [12]. In this way, it creates a synthetic-aperture view of the dielectric object that yields high-resolved reconstruction of its features. Although the inverse problem is severely ill-posed, classification works well. In [13] new shape descriptors, relying upon the CGPTs, which are invariants under rotations, translations, and scaling of the target, are found. In the previous works, a single circular trajectory around the target has been considered. In the two dimensional case, for small targets, the magnitude of the electric signal due to the presence of the target is of order ε^2 , where ε is the length-scale, which is of the same order throughout the whole trajectory. In this type of setting it is natural to reconstruct the target's features only up to some small order K^* , which is called the resolving order. K^* is essentially determined by the signal-to-noise ratio (SNR), that sets a limit to the fineness of the reconstruction we are capable of, see, for instance, [14]. It has been shown that the reconstruction is accurate enough to perform a dictionary matching approach for both homogeneous and inhomogeneous objects, see [15, 16].

The aim of this work is to improve the recognition capabilities of the fish by acquiring measurements at different length-scales on multiple circular orbits around the target. The main advantage of the multi-scale configuration is that the descriptors introduced in [14] can be compared at different orders up to the resolving order, which is increasing with respect to the length-scale. Therefore, selecting different comparison orders produces different classifiers. When many classifiers are available, the problem of combining them to enhance the classification capabilities naturally arises, see e.g. [17]. The approach we present in this paper relies on the so-called Transferable Belief Model (TBM), see, for instance, [18]. The output of a scoring-classifier, i.e., a list of numerical scores (a score for each element of the dictionary) that corresponds to the evidence at hand, can be converted into a belief assignment. Following [19, 20], a natural way to translate the scores into beliefs is to consider the Shannon's entropy as a confidence factor associated to the evidence. Belief assignments are then combined by means of some combination rule, such as Dempster-Shafer rule, in order to obtain a synthesized new belief that pulls together all the information. This approach is particularly suitable for the electro-sensing problem hereabove. Since the fish is able to retrieve much more information about its shape and material parameters when approaching it, the classification is expected to be more robust as soon as multiple circular orbits are considered.

The paper is structured as follows. In Section 2, a preliminary description of the experimental design for electro-sensing is discussed. We show that the design matrix associated to the forward linear operator \mathcal{L} defined in [15] can be expressed as a generalized block Kronecker product by vectorization, see [21, 22]. A reflexive minimum norm g-

inverse of the acquisition operator, arising in a natural way from the block Kronecker structure, is also used. This has been recently introduced in [22] in the context of bivariate polynomial regression. Based on Greville’s well known formulas in [23], this g-inverse provides a method to update recursively the estimates position after position right away.

In Section 3, a detailed analysis of the structure of the design matrix is carried out. In particular, the need of creating a synthetic-aperture view is readily understood by inspecting the rank of the design matrix. Assuming a circular acquisition setting, i.e., the fish collects the data swimming on a circular trajectory around the target, an estimate on the reconstruction error of the CGPTs is derived. The estimate has an upper bound depending on the length-scale, and it is formally equal to that given in [14]. Finally, issues related with limited-view data, i.e., data collected by receptors covering a limited angle of view, are discussed. In particular, a study of the spectrum of the matrix of receptors shows the impact of the angle of view on the reconstruction: the closer the angle of view is to 2π , the more informative the estimate becomes. Furthermore, if the reconstruction order is small, the limited-view configuration has a minor impact on the reconstructed CGPTs.

In Section 4, the classification problem based on a multi-scale acquisition setting is addressed. In particular, measurements at different length-scales are used to improve the resolving power in the reconstruction of the CGPTs. As a matter of fact, the closer the orbit is to the target, the higher is the SNR, the higher is the order of CGPTs-based descriptors that can be used in the comparison. A matching algorithm, which generalizes the one proposed in [15] to the case study we consider, is presented. Firstly, a certain number of concentric orbits around the target are thoroughly chosen. On each orbit, a comparison between the theoretical and measured shape descriptors up to a properly chosen length-scale dependent order is required. Similarly to [15], the comparison is done by means of a given metric, and it yields a list of scores. The normalized list of scores produced on each orbit is converted into an evidence distribution, which is then stored. The Shannon’s entropy is used as a confidence factor, see [19, 20]. The evidence distributions computed along different orbits are subsequently combined by using the TBM conjunctive rule introduced in [24].

In Section 5 we perform numerical simulations in order to test the performance of the recognition algorithm, introduced in Section 4, on a particular dictionary of dielectric targets. The reported results show an enhancement of the recognition rate, corroborating the idea that combining descriptors at different length-scales makes the classification more robust. Both the minimum norm reflexive generalized inverse and the Moore-Penrose inverse are used in the reconstruction.

2. Model specification for electro-sensing

Let us now briefly summarise the model of electro-sensing derived in [11]: the body of the fish is Ω , an open bounded set in \mathbb{R}^2 , with smooth boundary $\partial\Omega$, and with outward normal unit vector denoted by ν . The electric organ is a dipole $f(x)$ inside Ω or a sum of point sources inside Ω satisfying the charge neutrality condition. The skin of the fish is very thin and highly resistive. Its effective thickness, that is, the skin thickness times the contrast between the water and the skin conductivities, is denoted by ξ , and it is much smaller than the fish size. We assume that the conductivity of the background medium is one. We consider a smooth bounded target $D = \delta B$, and B is a smooth bounded domain containing the origin. We assume that the conductivity of D is $0 < k \neq 1$, and define the contrast $\lambda := (k + 1)/(2(k - 1))$. In the presence of D , the electric potential emitted by the fish is the solution to the following equations:

$$\begin{cases} \Delta u = f & \text{in } \Omega, \\ \nabla \cdot (1 + (k - 1)\chi_D)\nabla u = 0 & \text{in } \mathbb{R}^2 \setminus \overline{\Omega}, \\ u|_+ - u|_- = \xi \frac{\partial u}{\partial \nu} \Big|_+ & \text{on } \partial\Omega, \\ \frac{\partial u}{\partial \nu} \Big|_- = 0 & \text{on } \partial\Omega, \\ |u(x)| = O(|x|^{-1}) & \text{as } |x| \rightarrow \infty. \end{cases} \quad (2.1)$$

Here, χ_D is the characteristic function of D , $\partial/\partial\nu$ is the normal derivative, and $|_{\pm}$ denotes the limits from, respectively, outside and inside Ω . Following [15], we introduce the function H defined as

$$H(x) := p(x) + \mathcal{S}_\Omega \left[\frac{\partial u}{\partial \nu} \Big|_+ \right] - \xi \mathcal{D}_\Omega \left[\frac{\partial u}{\partial \nu} \Big|_+ \right], \quad (2.2)$$

where $\Delta p = f$ on \mathbb{R}^2 . \mathcal{S}_Ω and \mathcal{D}_Ω are the single- and double-layer potentials, respectively, defined in Appendix A. It is readily seen that the following representation formula holds:

$$u(x) - H(x) = \mathcal{S}_D(\lambda I - \mathcal{K}_D^*)^{-1} \left(\frac{\partial H}{\partial \nu} \right), \quad (2.3)$$

where I is the identity and \mathcal{K}_D^* is the Neumann-Poincaré operator associated to the target D , see Appendix A.

2.1. Data acquisition system

In this section we aim at describing the data acquisition system, i.e., the experimental setting we shall adopt to solve the inverse problem.

As we briefly mentioned in the introduction, the fish use the movement in order to swim around the target, creating a synthetic aperture view.

Suppose that the scanning movement consists of a single circular orbit \mathcal{O} , with radius ρ , the target being located at its center. On each orbit only a discrete number of positions accounts for the data acquisition process. Precisely, M different positions are sampled along \mathcal{O} , and for each position s the corresponding electric signal $u^{(s)} - H^{(s)}$ is measured by N_r receptors on the skin, $\{x_r^{(s)}\}_{r=1}^{N_r}$. Here $u^{(s)}$ and $H^{(s)}$ denote the solution to (2.1) and the function defined by (2.2), associated to the position s , respectively.

This type of architecture resembles a multi-static SIMO (Single-Input Multi-Output) system.

<i>Symbol</i>	<i>Meaning</i>
Ω_s	Fish body
\mathbf{p}_s	dipole moment
ζ_s	electric organ
$x_r^{(s)}$	r -th receptor
$u^{(s)}$	electric potential solution to (2.1)
$H^{(s)}$	function defined in (2.2)
N_r	number of receptors
M	number of positions
\mathcal{O}	circular orbit

Table 1: Notation referred to position $s \in \{1, \dots, M\}$ on the orbit \mathcal{O} .

For any orbit \mathcal{O} we get an $N_r \times M$ matrix of data \mathbf{Q} , which is called Multi-Static Response (MSR) matrix, whose (r, s) -entry is defined as

$$(\mathbf{Q})_{r,s} = u^{(s)}(x_r^{(s)}) - H^{(s)}(x_r^{(s)}). \quad (2.4)$$

Henceforth, we shall use the MATLAB colon notation for specifying sub-matrices of a given matrix. For instance, given matrix \mathbf{X} , we shall denote by $\mathbf{X}_{i,:}$ [resp. $\mathbf{X}_{:,j}$] the i -th row [resp. the j -th column] of \mathbf{X} .

2.2. Data acquisition operator

In order to simplify the notation, without loss of generality, we assume that the dielectric object is centered at the origin, and that the impedance of the fish is $\xi = 0$.

We recall the following theorem which provides an expansion of (2.4), see [15].

Theorem 2.1. *Consider M different positions of the fish along the circular orbit \mathcal{O} of radius ρ , with ρ large enough, indexed by $s = 1, \dots, M$. Let $\{x_r^{(s)}\}_{r=1}^{N_r}$ be a set of receptors*

distributed on $\partial\Omega_s$, the dipole located at $\zeta_s \in \mathcal{O}$ with dipole moment \mathbf{p}_s , and $K \geq 1$. Then the following expansion holds:

$$u^{(s)}(x_r^{(s)}) - H^{(s)}(x_r^{(s)}) = \sum_{m+n=1}^{K+1} \underbrace{\begin{bmatrix} A_{s,m} & B_{s,m} \end{bmatrix}}_{\mathbf{S}_{s,m}} \underbrace{\begin{bmatrix} M_{mn}^{cc} & M_{mn}^{cs} \\ M_{mn}^{sc} & M_{mn}^{ss} \end{bmatrix}}_{\mathbf{M}_{mn}} \underbrace{\begin{bmatrix} \cos n\theta_{x_r^{(s)}} \\ \sin n\theta_{x_r^{(s)}} \end{bmatrix}}_{\mathbf{G}_{rn}^{(s)\top}} \frac{-1}{2\pi n r^n} + O(\delta^{K+2}), \quad (2.5)$$

where $M_{mn}^{cc}, M_{mn}^{cs}, M_{mn}^{sc}$ and M_{mn}^{ss} are as in Definition A.5, $r = 1, \dots, N_r$,

$$\begin{aligned} A_{s,m} &= -\frac{(-1)^m}{2\pi} \mathbf{p}_s \cdot \begin{bmatrix} \phi_{m+1}(\zeta_s) \\ \psi_{m+1}(\zeta_s) \end{bmatrix} - \frac{1}{2\pi m} \int_{\partial\Omega_s} \frac{\partial u^{(s)}}{\partial \nu} \Big|_+ (y) \phi_m(y) \, d\sigma_y, \\ B_{s,m} &= \frac{(-1)^m}{2\pi} \mathbf{p}_s \cdot \begin{bmatrix} -\psi_{m+1}(\zeta_s) \\ \phi_{m+1}(\zeta_s) \end{bmatrix} - \frac{1}{2\pi m} \int_{\partial\Omega_s} \frac{\partial u^{(s)}}{\partial \nu} \Big|_+ (y) \psi_m(y) \, d\sigma_y, \end{aligned} \quad (2.6)$$

$$\phi_m(x) = \frac{\cos(m\theta_x)}{r_x^m}, \quad \psi_m(x) = \frac{\sin(m\theta_x)}{r_x^m},$$

and

$$\mathbb{M}^{(K)} = \mathbb{M} = \begin{bmatrix} \mathbf{M}_{11} & \mathbf{M}_{12} & \dots & \mathbf{M}_{1K} \\ \mathbf{M}_{21} & & \ddots & \mathbf{0} \\ \vdots & \ddots & \ddots & \vdots \\ \mathbf{M}_{K1} & \mathbf{0} & \dots & \mathbf{0} \end{bmatrix} \quad (2.7)$$

is the upper anti-diagonal block matrix of the CGPTs of order $\leq K$. Here, \top denotes the transpose of a matrix.

We define $\varepsilon = \delta/\rho$ the length-scale associated to the orbit \mathcal{O} , i.e., the ratio between the size of the target and the distance ρ .

A more careful analysis of the reminder in formula (2.5) shows that the remainder can be expressed in term of the length-scale ε , and written as $O(\varepsilon^{K+2})$. See Appendix C.

By Theorem 2.1, the rows of \mathbf{Q} admit the following expansions:

$$(\mathbf{Q})_{:,s} = \mathcal{L}^{(s)}(\mathbb{M}^{(K)}) + \mathbf{E}_{:,s}, \quad \|\mathbf{E}_{:,s}\|_\infty = O(\varepsilon^{K+2}), \quad s = 1, \dots, M, \quad (2.8)$$

where $\mathcal{L}^{(s)} : \mathcal{M}_{2K,2K} \rightarrow \mathbb{R}^{N_r}$ is the linear map defined by (2.5), i.e., $\mathcal{L}^{(s)}(\mathbb{M}) = \mathbf{G}^{(s)} \mathbb{M} \mathbf{S}_{s,:}^\top$, K is the truncation order, and $\varepsilon = \delta/\rho$ is the length-scale associated to the orbit \mathcal{O} . Thus, we can write the expansion of the complete MSR matrix as follows:

$$\mathbf{Q} = \mathcal{L}(\mathbb{M}^{(K)}) + \mathbf{E}, \quad \|\mathbf{E}\|_\infty = O(\varepsilon^{K+2}). \quad (2.9)$$

The linear map $\mathcal{L} : \Theta \subseteq \mathcal{M}_{2K,2K} \rightarrow \mathcal{M}_{N_r,M}$ is the truncated output (or forward) operator.

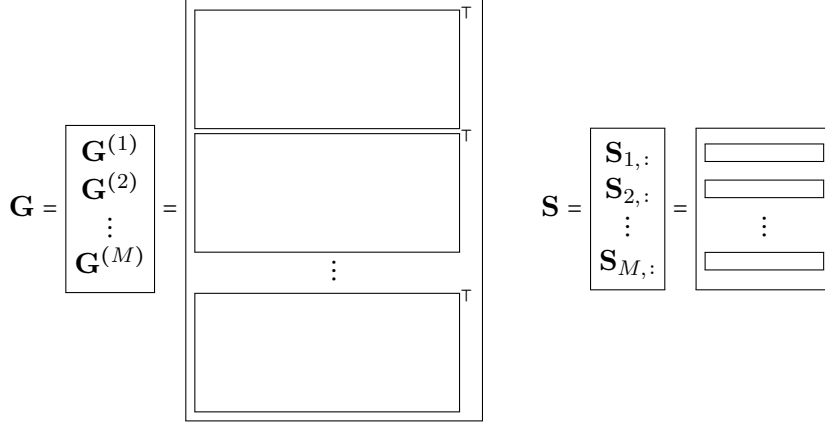


Figure 1

The acquisition operator $\mathcal{L}(\mathbb{M})$ is defined by (2.5). More precisely, it can be written as

$$\mathcal{L}(\mathbb{M}) = [\mathcal{L}^{(1)}(\mathbb{M}) \quad \mathcal{L}^{(2)}(\mathbb{M}) \quad \dots \quad \mathcal{L}^{(M)}(\mathbb{M})] = [\mathbf{G}^{(1)} \mathbb{M} \mathbf{S}_{1,:}^\top \quad \dots \quad \mathbf{G}^{(M)} \mathbb{M} \mathbf{S}_{M,:}^\top],$$

where

$$\mathcal{L}^{(s)}(\mathbb{M}) = \begin{array}{|c|} \hline \\ \hline \end{array} \times \begin{array}{|c|} \hline \\ \hline \end{array} \times \begin{array}{|c|} \hline \\ \hline \end{array}.$$

We define block matrices $\mathbf{G} \in \mathcal{M}_{M,1}(\mathcal{M}_{N_r,2K})$, $\mathbf{S} \in \mathcal{M}_{M,1}(\mathcal{M}_{1,2K})$ by vertically stacking the matrices, as in Figure 1.

We are interested in estimating the matrix parameter \mathbb{M} from the MSR matrix \mathbf{Q} . Therefore, we aim at solving the following minimization problem

$$\min_{\mathbb{M} \perp \ker(\mathcal{L})} \|\mathcal{L}(\mathbb{M}) - \mathbf{Q}\|_F, \quad (2.10)$$

where $\|\cdot\|_F$ denotes the Frobenius norm of a matrix.

2.3. Generalized Kronecker form of the forward operator

In this section we vectorize the data acquisition operator $\mathcal{L} : \mathcal{M}_{2K,2K} \rightarrow \mathcal{M}_{N_r,M}$ in order to find a matrix representation.

Lemma 2.2. *The operator \mathcal{L} defined by (2.2) can be represented in a vectorized form employing the product defined in Definition B.3:*

$$\text{vec}(\mathcal{L}(\mathbb{M})) = (\mathbf{S} \otimes \{\mathbf{G}^{(s)}\}) \text{vec}(\mathbb{M}).$$

Proof. By definition,

$$\mathcal{L}(\mathbb{M}) = [\mathbf{G}^{(1)} \mathbb{M} \mathbf{S}_{1,:}^\top \quad \dots \quad \mathbf{G}^{(M)} \mathbb{M} \mathbf{S}_{M,:}^\top].$$

Therefore

$$\begin{aligned} \text{vec}(\mathcal{L}(\mathbb{M})) &= \text{vec}[\mathbf{G}^{(1)} \mathbb{M} \mathbf{S}_{1,:}^\top \quad \dots \quad \mathbf{G}^{(M)} \mathbb{M} \mathbf{S}_{M,:}^\top] \\ &= \begin{bmatrix} \mathbf{G}^{(1)} \mathbb{M} \mathbf{S}_{1,:}^\top \\ \vdots \\ \mathbf{G}^{(M)} \mathbb{M} \mathbf{S}_{M,:}^\top \end{bmatrix} \\ &= \begin{bmatrix} (\mathbf{S}_{1,:} \otimes \mathbf{G}^{(1)}) \text{vec}(\mathbb{M}) \\ \vdots \\ (\mathbf{S}_{M,:} \otimes \mathbf{G}^{(M)}) \text{vec}(\mathbb{M}) \end{bmatrix} \\ &= \begin{bmatrix} \mathbf{S}_{1,:} \otimes \mathbf{G}^{(1)} \\ \vdots \\ \mathbf{S}_{M,:} \otimes \mathbf{G}^{(M)} \end{bmatrix} \text{vec}(\mathbb{M}) \\ &= (\mathbf{S} \otimes \{\mathbf{G}^{(s)}\}) \text{vec}(\mathbb{M}). \end{aligned}$$

□

Notice that the matrix $\mathbf{L} \in \mathcal{M}_{MN_r, 4K^2}$ defined by

$$\mathbf{L} := \mathbf{L}_{\mathcal{L}} = \mathbf{S} \otimes \{\mathbf{G}^{(s)}\} \quad (2.11)$$

is the unique $MN_r \times 4K^2$ matrix such that $\text{vec}(\mathcal{L}(\mathbf{X})) = \mathbf{L}_{\mathcal{L}} \text{vec}(\mathbf{X})$, for all $\mathbf{X} \in \mathcal{M}_{2K, 2K}$.

Hence, minimization problem (2.10) assumes the following form

$$\min_{\mathbb{M}} \|\mathbf{L}_{\mathcal{L}} \text{vec}(\mathbb{M}) - \text{vec}(\mathbf{Q})\|_2, \quad (2.12)$$

We aim at seeking a vector $\text{vec}(\widehat{\mathbb{M}})$ which is optimal in the least-squares sense.

As it is well known, the standard least-squares estimator for (2.12) is given by the Moore-Penrose inverse of \mathbf{L} , denoted by \mathbf{L}^\dagger . If \mathbf{L} is full column rank, then

$$\text{vec}(\widehat{\mathbb{M}})_{MP} = \mathbf{L}^\dagger \text{vec}(\mathbf{Q}) = (\mathbf{L}^\top \mathbf{L})^{-1} \mathbf{L}^\top \text{vec}(\mathbf{Q}). \quad (2.13)$$

However, the special block Kronecker form of \mathbf{L} suggests to employ the following generalized inverse [22].

Theorem 2.3. *If \mathbf{S} and $\mathbf{G}^{(s)}$ for $s = 1, \dots, M$, are full column rank, then*

$$\mathfrak{L} := \mathbf{S}^\dagger \otimes_C \{\mathbf{G}^{(s)\dagger}\} \quad (2.14)$$

is a reflexive minimum norm g-inverse of $\mathbf{L}_{\mathcal{L}} = \mathbf{S} \otimes \{\mathbf{G}^{(s)}\}$. Here \otimes_C denotes the column-wise generalized Kronecker product defined in B.4, and † denotes the MoorePenrose inverse.

Proof. The proof is readily obtained by noticing that

$$(\mathbf{S}^\dagger \otimes_C \{\mathbf{G}^{(s)\dagger}\})(\mathbf{S} \otimes \{\mathbf{G}^{(s)}\}) = \mathbf{I}_{4K^2}.$$

□

This particular generalized inverse is useful for solving (2.12) when $\text{vec}(\mathbf{Q})$ lies in the range of $\mathbf{L}_{\mathcal{L}}$ [22]. Notice that \mathcal{L} is not the same as \mathbf{L}^\dagger in general.

As we shall see later, the g-inverse given by (2.14) is particularly suitable for establishing a bound on the reconstruction error as well as for designing a recursive online estimation of the GPTs. Figure 2 schematically shows the computation of \mathcal{L} .

2.4. Online reconstruction

In this section we propose very simple formulas to efficiently perform an online reconstruction of the features.

By inspecting the form of the g-inverse \mathcal{L} given by (2.14) it is easy to see that, when a new position becomes available, the pseudoinverse of the augmented source matrix \mathbf{S} is the only term which needs to be recomputed. As shown in Figure 3, the pseudoinverses of the matrices $\mathbf{G}^{(s)}$ corresponding to different positions intervene in \mathcal{L} without interfering with each other. Therefore we have the following result.

Lemma 2.4. *Let us denote \mathcal{L}_M the generalized inverse given by (2.14) for $M \gg 1$ positions, and let $\mathbf{S}_{M+1,:}$ be full column rank. Then*

$$\mathcal{L}_{M+1} = \left[\mathbf{S}_{1:M,:}^\dagger \quad -\mathbf{K}_{M+1} \mathbf{d}_{M+1} \quad | \quad \mathbf{K}_{M+1} \right] \otimes_C \{\mathbf{G}^{(s)\dagger}\}, \quad (2.15)$$

where

$$\mathbf{d}_{M+1} := \mathbf{S}_{M+1,:} \mathbf{S}_{1:M,:}^\dagger,$$

and

$$\mathbf{K}_{M+1} := (1 + \mathbf{d}_{M+1} \mathbf{d}_{M+1}^\top)^{-1} \mathbf{S}_{1:M,:}^\dagger \mathbf{d}_{M+1}^\top.$$

Proof. Appending new positions affects only the factor \mathbf{S} , which can be updated by means of Greville's recursive formula for the pseudoinverse, see [25]. □

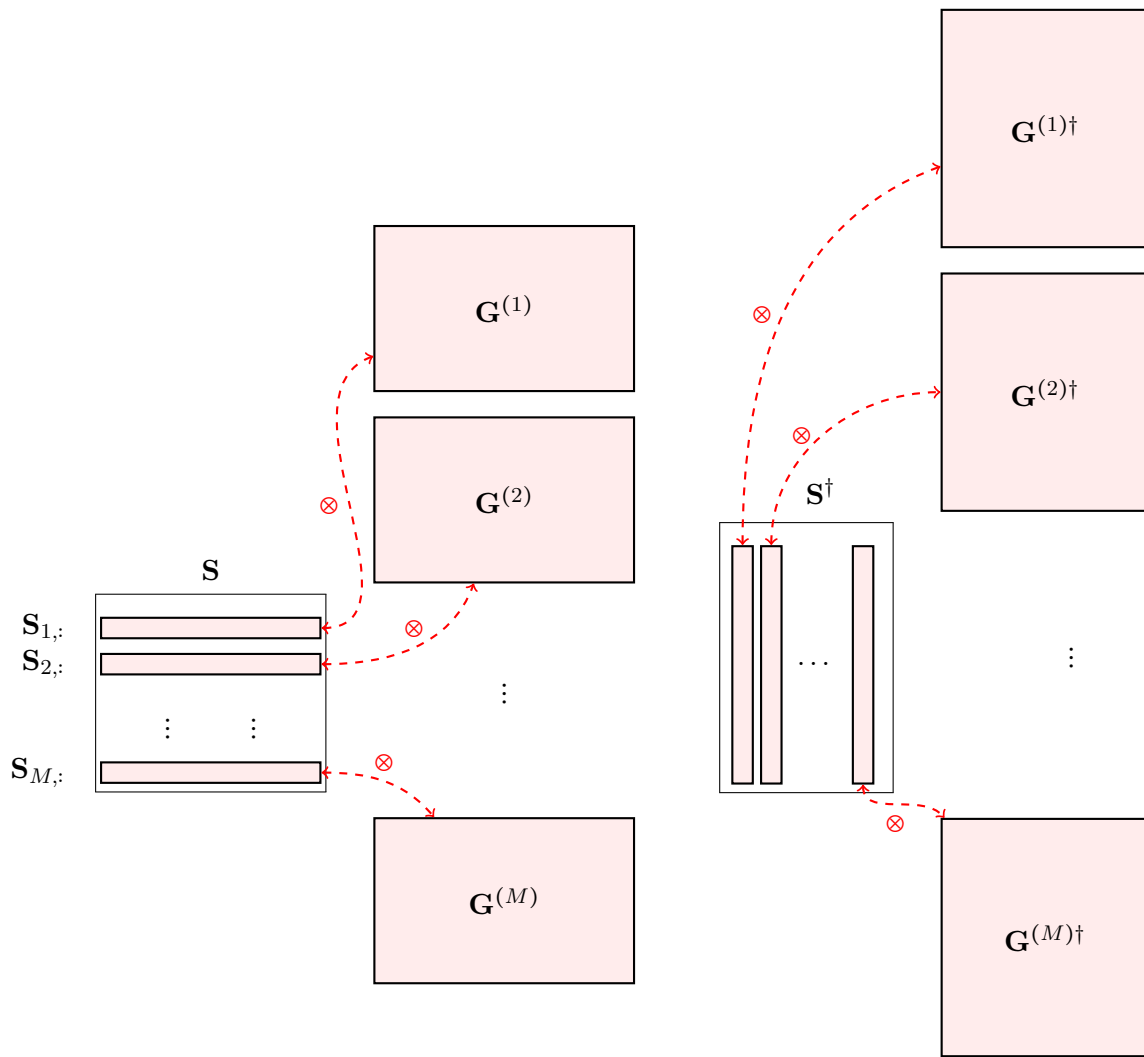


Figure 2: On the left, the operator \mathbf{L} ; on the right, its generalized inverse, i.e., \mathbf{L}^\dagger .

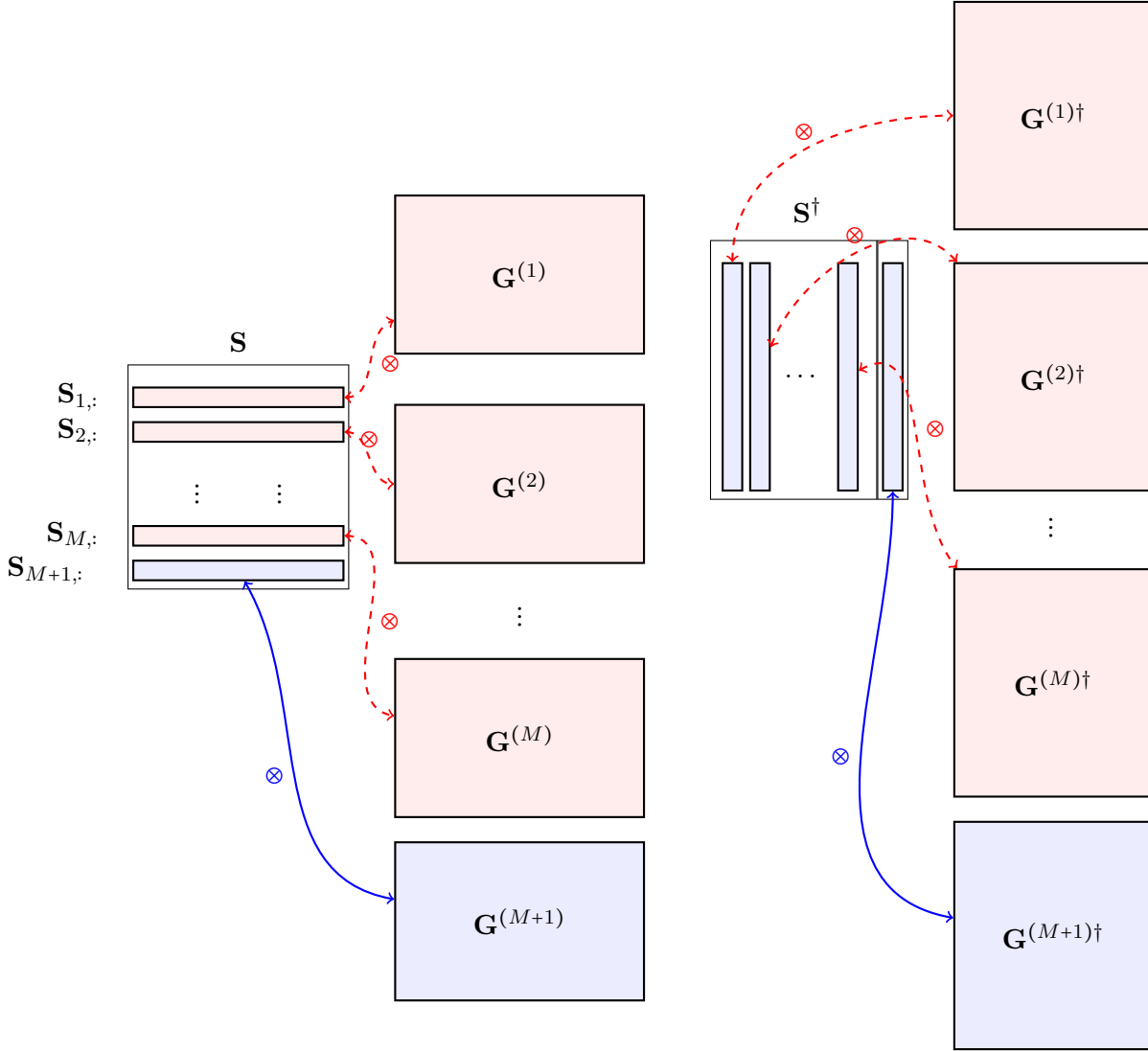


Figure 3: On the left, the augmented operator \mathbf{L}_{M+1} ; on the right: its generalized inverse, i.e., \mathbf{L}_{M+1}^\dagger . The parts which change are highlighted in blue.

3. Analysis of the design matrix

In this section we want to analyze in detail the form of the acquisition operator. As a result, we provide an in-depth study of the reconstruction.

Minimization problem (2.10) indicates that the null-space of the forward operator $\mathcal{L}_{\mathcal{L}}$ we studied so far is related to the capability of uniquely reconstructing the CGPTs, and, in the end, to the classification of a dielectric target.

3.1. Matrix of receptors

The matrix of receptors associated to the s -th position is given by

$$\mathbf{G}^{(s)} = \begin{bmatrix} \frac{\cos(\theta_1)}{r_1} & \frac{\sin(\theta_1)}{r_1} & \frac{\cos(2\theta_1)}{2r_1^2} & \frac{\sin(2\theta_1)}{2r_1^2} & \cdots & \frac{\cos(K\theta_1)}{Kr_1^K} & \frac{\sin(K\theta_1)}{Kr_1^K} \\ \frac{\cos(\theta_2)}{r_2} & \frac{\sin(\theta_2)}{r_2} & \frac{\cos(2\theta_2)}{2r_2^2} & \frac{\sin(2\theta_2)}{2r_2^2} & \cdots & \frac{\cos(K\theta_2)}{Kr_2^K} & \frac{\sin(K\theta_2)}{Kr_2^K} \\ \vdots & \vdots & \vdots & \vdots & \ddots & \vdots & \vdots \\ \frac{\cos(\theta_{N_r})}{r_{N_r}} & \frac{\sin(\theta_{N_r})}{r_{N_r}} & \frac{\cos(2\theta_{N_r})}{2r_{N_r}^2} & \frac{\sin(2\theta_{N_r})}{2r_{N_r}^2} & \cdots & \frac{\cos(K\theta_{N_r})}{Kr_{N_r}^K} & \frac{\sin(K\theta_{N_r})}{Kr_{N_r}^K} \end{bmatrix}.$$

In Appendix D.1, we show that $\mathbf{G}^{(s)}$ is full column rank as soon as there are $2K \leq N_r$ distinct receptors that are a *general configuration* in the sense of Remark D.1. Furthermore, we have the following Lemma [13].

Lemma 3.1. *$2K \leq N_r$ distinct points distributed along a circular arc are a general configuration.*

It is clear that a single position yields a design matrix $\mathbf{L}_{\mathcal{L}}$ which is not full column rank, no matter how many receptors are considered. However, collecting many electrostatic measurements at different positions ultimately enriches the column space of the matrix \mathbf{S} . As a matter of fact, if \mathbf{S} and $\mathbf{G}^{(s)}$ for $s = 1, \dots, M$, are full column rank, \mathfrak{L} proves to be a left-inverse and thus $\mathbf{L}_{\mathcal{L}}$ is full column rank as well.

3.2. Source vector

The row vector $\mathbf{S}_{s,:}$, which is referred to the source corresponding to the s -th position, is defined by (2.5). For simplicity we consider the case $\xi = 0$, see (2.6).

Denote by

$$\mathbf{p}_s^\perp = \mathbf{p}_s \begin{bmatrix} 0 & 1 \\ -1 & 0 \end{bmatrix}$$

the unit vector orthogonal to the dipole moment $\mathbf{p}_s = [\cos \alpha, \sin \alpha]$, and $\zeta_s = \rho e^{i\bar{\theta}_s}$ be the location of the dipole.

We can naturally split $\mathbf{S}_{s,:}$ into the pure dipole term and the distributed source term:

$$\mathbf{S}_{s,:} = (\mathbf{S}_{dip})_{s,:} + (\mathbf{S}_{SL})_{s,:}.$$

Here \mathbf{S}_{dip} and \mathbf{S}_{SL} are given as follows. Employing the product given in Definition B.3, define the block diagonal matrix

$$\mathbf{P}_K^{(s)} := \mathbf{I}_K \otimes \left\{ (-1)^\ell \begin{bmatrix} \mathbf{p}_s \\ \mathbf{p}_s^\perp \end{bmatrix} \right\},$$

the diagonal matrix

$$\mathbf{D}_{2,K+1} := \mathbf{I}_K \otimes \left\{ \rho^{-(\ell+1)} \mathbf{I}_2 \right\},$$

and the row vector

$$\mathbf{Z}_{s,:} := [\cos(2\bar{\theta}_s) \quad \sin(2\bar{\theta}_s) \quad \cos(3\bar{\theta}_s) \quad \sin(3\bar{\theta}_s) \quad \dots \quad \cos((K+1)\bar{\theta}_s) \quad \sin((K+1)\bar{\theta}_s)].$$

Then

$$(\mathbf{S}_{dip})_{s,:} = \mathbf{Z}_{s,:} \mathbf{P}_K^{(s)\top} \mathbf{D}_{2,K+1}.$$

On the other hand, given N points y_i uniformly distributed on $\partial\Omega_s$, we can discretize the integral defining $(\mathbf{S}_{SL})_{s,2k-1}$ and $(\mathbf{S}_{SL})_{s,2k}$ as follows

$$A_{s,k} = \int_{\partial\Omega_s} \frac{\partial u^{(s)}}{\partial \nu} \Big|_+ \frac{\cos(k\theta_y)}{kr^k} d\sigma_y \approx \sum_{i=1}^N \frac{\partial u^{(s)}}{\partial \nu}(y_i) \frac{\cos(k\theta_{y_i})}{kr_i^k} \Delta y_i,$$

$$B_{s,k} = \int_{\partial\Omega_s} \frac{\partial u^{(s)}}{\partial \nu} \Big|_+ \frac{\sin(k\theta_y)}{kr^k} d\sigma_y \approx \sum_{i=1}^N \frac{\partial u^{(s)}}{\partial \nu}(y_i) \frac{\sin(k\theta_{y_i})}{kr_i^k} \Delta y_i.$$

Consequently, defining the column vector

$$\mathbf{U}_{s,:} := \left(\frac{\partial u^{(s)}}{\partial \nu}(y_i) \Delta y_i \right)_{i=1}^N,$$

we get

$$(\mathbf{S}_{SL})_{s,:} = -\mathbf{U}_{s,:} \mathbf{G}_*^{(s)}.$$

Notice that $\mathbf{G}_*^{(s)}$ reduces to $\mathbf{G}^{(s)}$ if we choose the receptors as discretization points, i.e., $y_i = x_i^{(s)}$.

In the end, the source vector can be written in the following form:

$$\mathbf{S}_{s,:} = (\mathbf{S}_{dip})_{s,:} + (\mathbf{S}_{SL})_{s,:} = \mathbf{Z}_{s,:} \mathbf{P}_K^{(s)\top} \mathbf{D}_{2,K+1} - \mathbf{U}_{s,:} \mathbf{G}^{(s)}.$$

Let U be the background solution, i.e., the potential in the absence of any target. When $\rho \gg \delta$, the dipolar expansion derived in [11] yields

$$\mathbf{U}_{s,:} = \mathbf{u} + O(\delta^2), \tag{3.1}$$

where $\mathbf{u} := \left(\frac{\partial U}{\partial \nu}(y_i) \Delta y_i \right)_{i=1}^{N_r}$. Such first order approximation of $\mathbf{U}_{s,:}$ depends only on the geometry of the fish and on the position of the receptors.

3.3. Reconstruction error analysis

In this section we analyze the relative error in the reconstruction of the CGPTs when the g-inverse \mathcal{L} given by (2.14) is used, and the MSR data are acquired along a single circular orbit around the target.

Let \mathbf{W} be a random matrix $N_r \times M$ with independent and identically distributed $\mathcal{N}(0, \sigma_{\text{noise}}^2)$ entries. Let \mathbf{E} be the matrix $N_r \times M$ of the truncation errors. Recall that the entries of \mathbf{E} are of order ε^{K+2} , see (C.1).

The following multivariate multiple linear regression model for the measurements can be stated:

$$\mathbf{Q} = \mathcal{L}(\mathbb{M}) + \mathbf{E} + \mathbf{W}. \quad (3.2)$$

We restrict ourselves to the situation where the strength of the noise is enough to overpower the truncation error, which we disregard a posteriori for the rest of the analysis. More precisely, we assume that the strength of the noise satisfies

$$\varepsilon^{K+2} \ll \sigma_{\text{noise}}^2 \ll \varepsilon^2. \quad (3.3)$$

We define the signal to noise ratio (SNR) associated to the orbit \mathcal{O} as

$$\text{SNR} = \frac{\varepsilon^2}{\sigma_{\text{noise}}^2}.$$

Next, we vectorize equation (2.9). Define the vectorized error matrix

$$\text{vec}(\mathbf{W}) \sim \mathcal{N}(\mathbf{0}_{MN_r}, \sigma_{\text{noise}}^2 \mathbf{I}_{MN_r}),$$

and response matrix, which is a multivariate normal vector given \mathbf{S} and $\mathbf{G}^{(s)}$ for $s = 1, \dots, M$, namely,

$$\text{vec}(\mathbf{Q} | \{\mathbf{G}^{(s)}\}, \mathbf{S}) \sim \mathcal{N}(\text{vec}(\mathcal{L}(\mathbb{M})), \sigma_{\text{noise}}^2 \mathbf{I}_{MN_r}).$$

Straightforward computations show that the covariance matrix of $\mathcal{L} \text{vec}(\mathbf{W})$ can be written as

$$\begin{aligned} \text{Cov}(\mathcal{L} \text{vec}(\mathbf{W})) &= \sigma_{\text{noise}}^2 \sum_{s=1}^M \mathbf{S}_{:,s}^\dagger \mathbf{S}_{:,s}^{\dagger\top} \otimes \mathbf{G}^{(s)\dagger} \mathbf{G}^{(s)\dagger\top} \\ &= \sigma_{\text{noise}}^2 \sum_{s=1}^M \begin{bmatrix} (\mathbf{S}_{1,s}^\dagger)^2 \mathbf{G}^{(s)\dagger} \mathbf{G}^{(s)\dagger\top} & & & * \\ & \ddots & & \\ * & & & (\mathbf{S}_{2K,s}^\dagger)^2 \mathbf{G}^{(s)\dagger} \mathbf{G}^{(s)\dagger\top} \end{bmatrix}. \end{aligned} \quad (3.4)$$

Hereinafter, we assume that the N_r receptors of $\mathbf{G}^{(s)}$ are all distributed along one circular arc of radius ρ . This assumption is justified by the fact that if we model the fish skin by two close circular arcs of radius ρ and $\rho + \varepsilon$, with $N_r/2$ receptors on them, and we call $\mathbf{G}_\varepsilon^{(s)}$ its matrix of receptors, we can show that $\|\mathbf{G}_\varepsilon^{(s)} - \mathbf{G}^{(s)}\|_F \rightarrow 0$ as $\varepsilon \rightarrow 0$.

Theorem 3.2. For j, k so that $(\mathbf{M})_{jk}$ is non-zero, the relative error on the reconstructed CGPT satisfies

$$\sqrt{\frac{\mathbb{E}|(\mathbf{M}^{est})_{jk} - (\mathbf{M})_{jk}|^2}{|(\mathbf{M})_{jk}|^2}} \lesssim \sigma_{noise} \varepsilon^{-[j/2]-[k/2]} \left\lfloor \frac{j}{2} \right\rfloor \left\lfloor \frac{k}{2} \right\rfloor. \quad (3.5)$$

For vanishing $(\mathbf{M})_{jk}$, the error $\sqrt{\mathbb{E}|(\mathbf{M}^{est})_{jk} - (\mathbf{M})_{jk}|^2}$ can be bounded by the right-hand side above with ε replaced by ρ^{-1} .

Proof. We begin by observing that the absolute errors $\sqrt{\mathbb{E}|(\mathbf{M}^{est})_{jk} - (\mathbf{M})_{jk}|^2}$ are the diagonal entries of $\text{Cov}(\mathcal{L}\mathbf{W})$. In particular, the (j, j) -th entry of the k -th block matrix of $\text{Cov}(\mathcal{L} \text{vec}(\mathbf{W}))$ given by (3.4), i.e., $\sum_{s=1}^M (\mathbf{S}_{k,s}^\dagger)^2 (\mathbf{G}^{(s)\dagger} \mathbf{G}^{(s)\dagger\tau})_{jj}$, corresponds to CGPT $(\mathbf{M})_{jk}$. Define $\mathcal{I}_{jk} := (\mathbf{M}^{est} - \mathbf{M})_{jk}$. By Lemma D.4 we have the inequality

$$|\mathbf{S}_{k,s}^\dagger|^2 \leq \|\mathbf{S}_{k,\cdot}^\dagger\|_F^2 \lesssim \frac{\rho^{2[k/2]} \left\lfloor \frac{k}{2} \right\rfloor^2}{M}.$$

On the other hand it is easy to show that

$$|(\mathbf{G}^{(s)\dagger} \mathbf{G}^{(s)\dagger\tau})_{jj}| \lesssim \rho^{2[j/2]} \left\lfloor \frac{j}{2} \right\rfloor^2.$$

Therefore, we obtain the following estimate

$$\mathbb{E}(\mathcal{I}_{jk})^2 = \sum_{s=1}^M (\mathbf{S}_{k,s}^\dagger)^2 (\mathbf{G}^{(s)\dagger} \mathbf{G}^{(s)\dagger\tau})_{jj} \lesssim \rho^{2([j/2]+[k/2])} \left\lfloor \frac{j}{2} \right\rfloor^2 \left\lfloor \frac{k}{2} \right\rfloor^2.$$

The scaling property

$$(\mathbf{M})_{jk}(\delta B) = \delta^{[j/2]+[k/2]} (\mathbf{M})_{jk}(B),$$

together with the above control on $\mathbb{E}(\mathcal{I}_{jk})^2$ show that the relative error satisfies (3.5). \square

Remark 3.1. In the proof we used the following inequality:

$$|(\mathbf{G}^{(s)\dagger} \mathbf{G}^{(s)\dagger\tau})_{jj}| \lesssim \rho^{2[j/2]} \left\lfloor \frac{j}{2} \right\rfloor^2,$$

where the unspecified constant depends on the number of receptors N_r and the angle of view γ . In the next section we analyze such dependency in the limit as $N_r \rightarrow \infty$, observing that the upper bound in (3.5) decays like $1/N_r$.

Following [14], given the SNR and a tolerance level τ_0 , the resolving order is defined as

$$K^* = \min \left\{ 1 \leq k \leq K : \sqrt{\frac{\mathbb{E}|(\mathbf{M}^{est})_{kk} - (\mathbf{M})_{kk}|^2}{|(\mathbf{M})_{kk}|^2}} \leq \tau_0 \right\}.$$

It is readily seen that the resolving order K^* satisfies

$$(K^* \varepsilon^{1-K^*})^2 \simeq \tau_0 \text{SNR}. \quad (3.6)$$

3.4. Angular resolution

In this section we want to discuss the issues related with the limited-view configuration, which is an intrinsic feature of the fish geometry. In order to get a grasp of how much the angle of view has an impact on the error estimate provided by Theorem 3.2, we restrict ourselves to a special configuration of receptors. In particular, we assume that there are N_r receptors evenly distributed on an arc of the unit circle, with aperture angle $\gamma \in (0, 2\pi)$, and we let N_r go to ∞ .

Instead of studying the spectrum of $(\mathbf{G}^{(s)\text{H}}\mathbf{G}^{(s)})^\dagger$ we shall equivalently consider that of $(\mathbf{V}_K^{\text{H}}\mathbf{V}_K)^\dagger$, where \mathbf{V}_K is defined in Appendix D.1, and \mathbf{V}_K^{H} denotes the matrix $\overline{\mathbf{V}}_K^\top$. For the sake of notation we refer to \mathbf{V}_K as the block matrix $[\mathbf{W}_K \quad \overline{\mathbf{W}}_K]$, obtained from \mathbf{V}_K by permuting the columns as in Appendix D.1. We are interested in the asymptotic expansion of $\mathbf{V}_K^{\text{H}}\mathbf{V}_K$ as $N_r \rightarrow \infty$. Hereinafter, we denote $\lim_{N_r \rightarrow \infty} \frac{1}{N_r} \mathbf{A}$ by $(\mathbf{A})_\infty$.

With this particular geometry of receptors the limit matrix can be analytically computed:

$$(\mathbf{V}_K^{\text{H}}\mathbf{V}_K)_\infty = \begin{bmatrix} (\overline{\mathbf{W}}_K^\top \mathbf{W}_K)_\infty & (\overline{\mathbf{W}}_K^\top \overline{\mathbf{W}}_K)_\infty \\ (\mathbf{W}_K^\top \mathbf{W}_K)_\infty & (\mathbf{W}_K^\top \overline{\mathbf{W}}_K)_\infty \end{bmatrix},$$

where

$$(\mathbf{W}_K^\top \mathbf{W}_K)_\infty = \begin{bmatrix} -\frac{1-e^{i2\gamma}}{2i\gamma} & -\frac{1-e^{i3\gamma}}{3i\gamma} & -\frac{1-e^{i4\gamma}}{4i\gamma} & \cdots & -\frac{1-e^{i(K+1)\gamma}}{(K+1)i\gamma} \\ -\frac{1-e^{i3\gamma}}{3i\gamma} & -\frac{1-e^{i4\gamma}}{4i\gamma} & -\frac{1-e^{i5\gamma}}{5i\gamma} & \cdots & -\frac{1-e^{i(K+2)\gamma}}{(K+2)i\gamma} \\ \vdots & \vdots & \vdots & & \vdots \\ -\frac{1-e^{i(K+1)\gamma}}{(K+1)i\gamma} & -\frac{1-e^{i(K+2)\gamma}}{(K+2)i\gamma} & -\frac{1-e^{i(K+3)\gamma}}{(K+3)i\gamma} & \cdots & -\frac{1-e^{2Ki\gamma}}{2Ki\gamma} \end{bmatrix},$$

$$(\overline{\mathbf{W}}_K^\top \mathbf{W}_K)_\infty = \begin{bmatrix} 1 & -\frac{1-e^{i\gamma}}{i\gamma} & -\frac{1-e^{i2\gamma}}{2i\gamma} & \cdots & -\frac{1-e^{i(K-1)\gamma}}{(K-1)i\gamma} \\ \frac{1-e^{-i\gamma}}{i\gamma} & 1 & -\frac{1-e^{i\gamma}}{i\gamma} & \cdots & -\frac{1-e^{i(K-2)\gamma}}{(K-2)i\gamma} \\ \frac{1-e^{-2i\gamma}}{2i\gamma} & \frac{1-e^{-i\gamma}}{i\gamma} & 1 & \cdots & -\frac{1-e^{i(K-3)\gamma}}{(K-3)i\gamma} \\ \vdots & \vdots & \vdots & & \vdots \\ \frac{1-e^{-i(K-1)\gamma}}{i(K-1)\gamma} & \frac{1-e^{-i(K-2)\gamma}}{i(K-2)\gamma} & \cdots & \frac{1-e^{-i\gamma}}{i\gamma} & 1 \end{bmatrix},$$

$$\text{and } (\mathbf{W}_K^\top \overline{\mathbf{W}}_K)_\infty = \overline{(\overline{\mathbf{W}}_K^\top \mathbf{W}_K)_\infty}, \quad (\overline{\mathbf{W}}_K^\top \overline{\mathbf{W}}_K)_\infty = \overline{(\mathbf{W}_K^\top \mathbf{W}_K)_\infty}.$$

Hence,

$$\mathbf{V}_K^H \mathbf{V}_K = N_r \left((\mathbf{V}_K^H \mathbf{V}_K)_\infty + O\left(\frac{1}{N_r}\right) \right), \text{ as } N_r \rightarrow \infty.$$

Applying the results contained in [26] we obtain the following result.

Lemma 3.3. *For N_r large,*

$$(\mathbf{V}_K^H \mathbf{V}_K)^{-1} = \frac{1}{N_r} \left((\mathbf{V}_K^H \mathbf{V}_K)_\infty + O\left(\frac{1}{N_r}\right) \right)^{-1}, \quad (3.7)$$

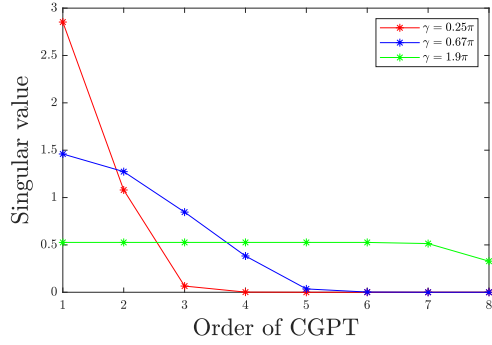
where the entries of $(\mathbf{V}_K^H \mathbf{V}_K)_\infty$ depend only on the angle of view γ and the truncation order K . Moreover, we have

$$\frac{1}{\tilde{\sigma}_k} = \frac{1}{N_r} \left(\sigma_k + O\left(\frac{1}{N_r}\right) \right)^{-1}, \quad (3.8)$$

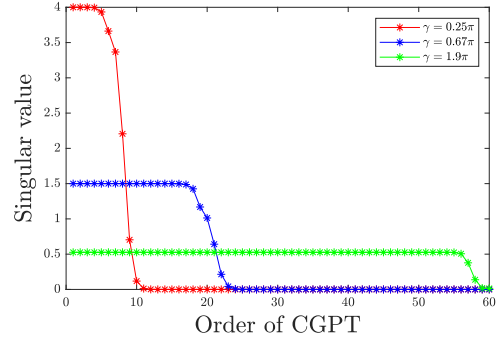
where $\tilde{\sigma}_k$ (resp. σ_k) are the eigenvalues of the matrix $\mathbf{V}_K^H \mathbf{V}_K$ (resp. $(\mathbf{V}_K^H \mathbf{V}_K)_\infty$).

Remark 3.2. Lemma 3.3 highlights the following facts. On one hand, as far as all the eigenvalues are away from zero, the reconstructed CGPTs have an upper bound on the relative error in (3.5) which decays like $1/N_r$. More precisely, $(\mathbf{G}^{(s)\dagger} \mathbf{G}^{(s)\dagger H})_{jj} \lesssim 1/N_r \sum 1/|\sigma_k|$. On the other hand, when some eigenvalues occur to be very small (e.g. $\sigma_l \leq 10^{-8}$), inequality (3.5) becomes uninformative, making us unable to predict the behavior of the relative error.

Figure 4 provides the distribution of $\tilde{\sigma}_k$, σ_k/N_r at different values of the reconstruction order K and angles of view γ , as $N_r \rightarrow \infty$. Firstly, we clearly observe the asymptotic behavior of the spectrum stated by (3.8). Secondly, we notice that the effect of the limited-view configuration is reflected by the decaying of the eigenvalues of the matrix of receptors. As expected, the closer the angle of view is to 2π , the more informative estimate (3.5) becomes. Furthermore, if K is small, the angle of view has a minor impact on the reconstructed CGPTs.



(a) $K = 4$



(b) $K = 30$

Figure 4: The distribution of eigenvalues at different angles of view γ . The solid line corresponds to $\sigma(\mathbf{V}_K^H \mathbf{V}_K / N_r)$, the starred line to $\sigma((\mathbf{V}_K^H \mathbf{V}_K)_\infty)$. We use $N_r = 10^4$ receptors.

4. Recognition

In the previous section, we established an upper bound on the reconstruction error which essentially depends on the length-scale of the acquisition orbit. As a consequence, the closer the fish gets to the target, the higher is the order of the features it can retrieve from the noisy measurements. This result suggests that, when it comes to classification, it is of preminent importance to design recognition algorithms that exploit the information contained in measurements collected at multiple scales.

This section aims at presenting a novel multi-scale algorithm for target classification.

4.1. Complex CGPTs and shape descriptors

Let us briefly recall the definition of the shape descriptors.

We introduce convenient complex combinations of CGPTs. For any pair of indices $m, n = 1, 2, \dots$, we introduce the following quantities

$$\begin{aligned} \mathbf{N}_{mn}^{(1)}(\gamma, D) &= (M_{mn}^{cc} - M_{mn}^{ss}) + i(M_{mn}^{cs} + M_{mn}^{sc}), \\ \mathbf{N}_{mn}^{(2)}(\gamma, D) &= (M_{mn}^{cc} + M_{mn}^{ss}) + i(M_{mn}^{cs} - M_{mn}^{sc}). \end{aligned}$$

We define the complex CGPT matrices by

$$\mathbf{N}^{(1)} := (\mathbf{N}_{mn}^{(1)})_{m,n}, \quad \mathbf{N}^{(2)} := (\mathbf{N}_{mn}^{(2)})_{m,n}.$$

We call a dictionary \mathcal{D} a collection of standard shapes B , centered at the origin, with characteristic size of order 1. We assume that a reference dictionary \mathcal{D} is initially given. Furthermore, suppose to consider a shape D , which is unknown, that is obtained from an element $B \in \mathcal{D}$ by applying some unknown rotation θ , scaling s and translation z , i.e., $D = T_z s R_\theta B$.

Following [14], let $\eta = \frac{\mathbf{N}_{12}^{(2)}(D)}{2\mathbf{N}_{11}^{(2)}(D)}$. We define the following quantities

$$\mathcal{J}^{(1)}(D) = \mathbf{N}^{(1)}(T_{-\eta}D) = \mathbf{C}^{-\eta} \mathbf{N}^{(1)}(D) (\mathbf{C}^{-\eta})^T,$$

$$\mathcal{J}^{(2)}(D) = \mathbf{N}^{(2)}(T_{-\eta}D) = \overline{\mathbf{C}^{-\eta}} \mathbf{N}^{(2)}(D) (\mathbf{C}^{-\eta})^T,$$

where the matrix $\mathbf{C}^{-\eta}$ is a lower triangular matrix with the m, n -th entry given by

$$\mathbf{C}_{mn}^{-\eta} = \binom{m}{n} (-\eta)^{m-n}.$$

These quantities are translation invariant.

From $\mathcal{J}^{(1)}(D) = (\mathcal{J}_{mn}^{(1)}(D))_{m,n}$, $\mathcal{J}^{(2)}(D) = (\mathcal{J}_{mn}^{(2)}(D))_{m,n}$, for each pair of indices m, n , we define the scaling invariant quantities:

$$\mathcal{S}_{mn}^{(1)}(D) = \frac{\mathcal{J}_{mn}^{(1)}(D)}{(\mathcal{J}_{mm}^{(2)}(D) \mathcal{J}_{nn}^{(2)}(D))^{1/2}}, \quad \mathcal{S}_{mn}^{(2)}(D) = \frac{\mathcal{J}_{mn}^{(2)}(D)}{(\mathcal{J}_{mm}^{(2)}(D) \mathcal{J}_{nn}^{(2)}(D))^{1/2}}.$$

The CGPT-based shape descriptors $\mathcal{I}^{(1)} = (\mathcal{I}_{mn}^{(1)})_{m,n}$ and $\mathcal{I}^{(2)} = (\mathcal{I}_{mn}^{(2)})_{m,n}$ are defined as:

$$\mathcal{I}_{mn}^{(1)} = |\mathcal{S}_{mn}^{(1)}(\gamma, D)|, \quad \mathcal{I}_{mn}^{(2)} = |\mathcal{S}_{mn}^{(2)}(\gamma, D)|,$$

where $|\cdot|$ denotes the modulus of a complex number. Recall that $\mathcal{I}^{(1)}$ and $\mathcal{I}^{(2)}$ are invariant under translation, rotation, and scaling.

The details of this construction can be found in [14].

4.2. Multi-scale acquisition setting

Suppose that the scanning movement consists of \mathcal{M} concentric circular orbits $\mathcal{O}_1, \mathcal{O}_2, \dots, \mathcal{O}_{\mathcal{M}}$, with radii $\rho_1 > \rho_2 > \dots > \rho_{\mathcal{M}}$ respectively (ordered from the farthest to the nearest), the target being located at the common center. On each orbit only a discrete number of positions accounts for the data acquisition process, as described in Section 2.1. Precisely, M_j different positions are sampled along the orbit \mathcal{O}_j , and for each position s the corresponding electric signal $u_j^{(s)} - H_j^{(s)}$ is measured by N_r receptors on the skin, $\{x_{j,r}^{(s)}\}_{r=1}^{N_r}$.

Therefore, for any orbit \mathcal{O}_j we get the $N_r \times M_j$ MSR matrix, whose (r, s) -entry is defined as

$$(\mathbf{Q}_{\mathcal{O}_j})_{r,s} = u_j^{(s)}(x_{j,r}^{(s)}) - H_j^{(s)}(x_{j,r}^{(s)}), \quad j \in \{1, \dots, \mathcal{M}\}. \quad (4.1)$$

Notice that so far the setting described above is very general, as no restriction has been given on the radii of the orbits yet.

Since the orbits are at different length-scales, it is clear that the closer the orbit is to the center, the stronger the MSR signal is. However, resorting to the error estimate on the reconstruction order (3.5), we are able to choose the orbits in such a way that the resolving order is enhanced.

In the multi-scale setting described above, formula (3.6) reads

$$(K_j^* \varepsilon_j^{1-K_j^*})^2 \simeq \tau_0 \text{SNR}_j, \quad (4.2)$$

where $\text{SNR}_j = \frac{\varepsilon_j^2}{\sigma_{\text{noise}}^2}$ is the signal-to-noise ratio associated to the j -th orbit.

Thus, a length-scale dependent resolving order is introduced, and obviously $K_{j+1}^* \geq K_j^* \geq 2$.

The noisy MSR matrix is given by the following formula

$$\mathbf{Q}_{\mathcal{O}_j} = \mathcal{L}_j(\mathbb{M}^{(K_j)}) + \mathbf{E}_{\mathcal{O}_j} + \mathbf{W}. \quad (4.3)$$

On each orbit \mathcal{O}_j , the CGPTs can be retrieved from the data (4.3), for instance, by either using the classical Moore-Penrose inverse or the generalized inverse \mathcal{L} given by (2.14). Moreover, we denote by $(\mathcal{I}^{(1)}(D; \mathcal{O}_j), \mathcal{I}^{(2)}(D; \mathcal{O}_j))$ the measured descriptors associated to the small target D , which are computed from the reconstructed CGPTs $\mathbb{M}^{(K_j)}$.

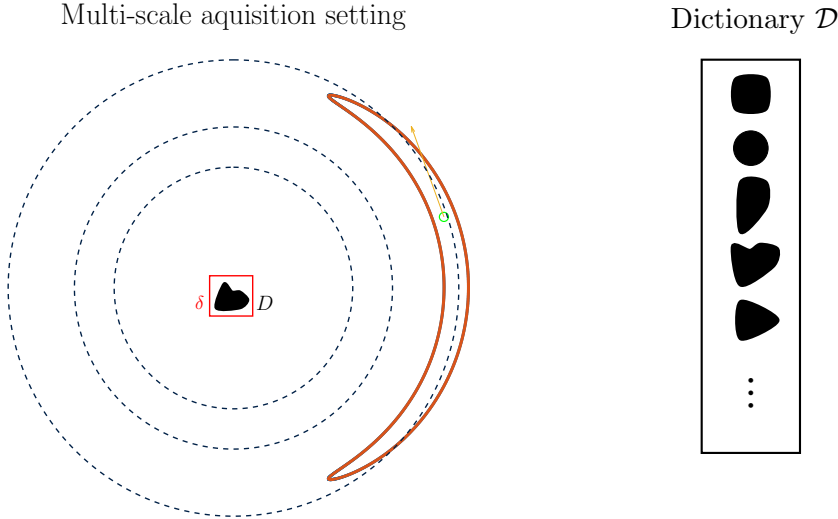


Figure 5: MSR data are collected by swimming along multiple concentric orbits as shown on the left. The classification problem is to use the features extracted from the data in order to classify, up to rotation and scaling, the small dielectric target D among the elements of a dictionary \mathcal{D} .

Given a dictionary \mathcal{D} of N standard shapes, which are denoted by B_1, B_2, \dots, B_N , we want to design a matching algorithm, which generalizes the one proposed in [15] to a multi-scale configuration, see Figure 5. Firstly, a matching procedure as in [15] is required on each orbit, which consists of a comparison between the theoretical shape descriptors $((\mathcal{I}^{(1)}(B_\kappa), \mathcal{I}^{(2)}(B_\kappa)))_{\kappa=1, \dots, N}$ and the measured ones $(\mathcal{I}^{(1)}(D; \mathcal{O}_j), \mathcal{I}^{(2)}(D; \mathcal{O}_j))$, up to a properly chosen length-scale dependent order K_j .

Let us define the following scores:

$$\Delta_j(B_\kappa, D) = \left(\|\mathcal{I}^{(1)}(B_\kappa) - \mathcal{I}^{(1)}(D; \mathcal{O}_j)\|_F^2 + \|\mathcal{I}^{(2)}(B_\kappa) - \mathcal{I}^{(2)}(D; \mathcal{O}_j)\|_F^2 \right)^{1/2}, \quad (4.4)$$

where $\|\cdot\|_F$ denotes the Frobenius norm of matrices, $j = 1, \dots, \mathcal{M}$ and $\kappa = 1, \dots, N$.

For every j , the scores (4.4) are used to perform the (local) comparison. Precisely, let $\phi_j(D) \in \mathcal{D}^N$ be the vector formed by the elements of the dictionary, rearranged in ascending order according to Δ_j , i.e.,

$$\phi_j(D) = (B_{\sigma_j(1)}, \dots, B_{\sigma_j(N)}),$$

where σ_j is a permutation such that $\Delta_j(B_{\sigma_j(l')}, D) \leq \Delta_j(B_{\sigma_j(l)}, D)$, for each $l < l'$.

Notice that, for efficiency reasons, it is convenient to cut the vector $\phi_j(D)$ retaining the first $n \leq N$ components only, which are the elements of \mathcal{D} that produce the lowest scores.

Thus far we have just sorted the elements of the dictionary by matching the descriptors on each orbit separately. Instead of simply returning $B_{\sigma_j(1)}$ for each j , that is in fact the algorithm in [14] applied on each orbit for a fixed reconstructing order K_j , we aim at fusing the descriptors at the score level. Of course, the scores corresponding to descriptors which have different orders are not directly comparable. The proposed approach is inspired by [20].

We consider, for every orbit \mathcal{O}_j , the evidence distribution

$$\pi_j := \pi_j(D) = (\eta_{j1}, \dots, \eta_{jn}),$$

where

$$\eta_{j\kappa} = \begin{cases} \varphi_j \left(\frac{\Delta_j(B_{\sigma_j(1)}, D)}{\Delta_j(B_\kappa, D)} \right)^\beta, & \text{if } \sigma_j(\kappa) \leq n, \\ 0, & \text{otherwise.} \end{cases}$$

Here, φ_j is a normalization constant such that the integral of the evidence distribution π_j is 1, and β is a smoothing parameter.

Besides π_j , we may consider the Shannon's entropy as a confidence factor. Tracing [19], we define

$$c_j := c_j(D) = 1 - \frac{\mathcal{H}(\pi_j)}{\log(n)},$$

where $\mathcal{H}(\pi_j) = \sum_{\kappa=1}^n -\eta_{j\kappa} \log(\eta_{j\kappa})$ is the Shannon entropy of the distribution π_j .

Then, for each j , we define the basic belief assignment (BBA)

$$\mathbf{m}_j := (\mathbf{m}_j(B_1), \dots, \mathbf{m}_j(B_N), \mathbf{m}_j(\mathcal{D})) \propto (\eta_{j1}, \dots, \eta_{jN}, c_j).$$

\mathbf{m}_j quantifies the evidence given to each element of \mathcal{D} by the comparison of the descriptors on the j -th orbit.

There exist many ways to fuse the evidence which are expressed as BBAs. One of the simplest formulas is the TBM conjunctive rule (E.4), which is associative. Therefore, we start with blending \mathbf{m}_1 in with \mathbf{m}_2 , obtaining $\mathbf{m}_{12} := \mathbf{m}_1 \odot \mathbf{m}_2$. Then we combine \mathbf{m}_{12} with \mathbf{m}_3 , obtaining

$$\mathbf{m}_{123} := (\mathbf{m}_1 \odot \mathbf{m}_2) \odot \mathbf{m}_3 = \mathbf{m}_1 \odot \mathbf{m}_2 \odot \mathbf{m}_3,$$

and so on, until we compute $\mathbf{m}_{12\dots\mathcal{M}}$.

Finally, from the fused BBAs we define the pignistic probability (E.5), which is used to select the best candidate among the elements of \mathcal{D} .

The procedure described hereabove is summarised in Algorithm 1. See also Figure 6.

Algorithm 1: Shape identification for a multi-scale setting based on transform invariant descriptors

Input : On each orbit $\mathcal{O}_j \in \{\mathcal{O}_1, \dots, \mathcal{O}_M\}$, the first k -th order shape descriptors $\mathcal{I}^{(1)}(D, \mathcal{O}_j), \mathcal{I}^{(2)}(D, \mathcal{O}_j)$ of an unknown target D .

- 1 **for** $\mathcal{O}_j \in \{\mathcal{O}_1, \dots, \mathcal{O}_M\}$ **do**
- 2 **for** $B_\kappa \in \{B_1, \dots, B_N\}$ **do**
- 3 $\Delta_j(B_\kappa, D) \leftarrow (\|\mathcal{I}^{(1)}(B_\kappa) - \mathcal{I}^{(1)}(D; \mathcal{O}_j)\|_F^2 + \|\mathcal{I}^{(2)}(B_\kappa) - \mathcal{I}^{(2)}(D; \mathcal{O}_j)\|_F^2)^{1/2}$;
- 4 **end**
- 5 $\sigma_j(1) \leftarrow \operatorname{argmin}_\kappa \Delta_j(B_\kappa, D)$;
- 6 **for** $B_\kappa \in \{B_1, \dots, B_N\}$ **do**
- 7 $\eta_{j\kappa} \leftarrow \varphi_j \left(\frac{\Delta_j(B_{\sigma_j(1)}, D)}{\Delta_j(B_\kappa, D)} \right)^\beta$;
- 8 $m_j(B_\kappa) \leftarrow \eta_{j\kappa}$;
- 9 **end**
- 10 $c_j \leftarrow 1 - \frac{1}{\log(N)} \sum_{\kappa=1}^N -\eta_{j\kappa} \log(\eta_{j\kappa})$;
- 11 $m_j(D) \leftarrow c_j$;
- 12 **end**
- 13 $m_{1\dots M} \leftarrow m_1 \odot \dots \odot m_M$;

Output : the best matching element of the dictionary $\kappa^* \leftarrow \operatorname{argmax}_\kappa \operatorname{BetP}(B_\kappa)$.

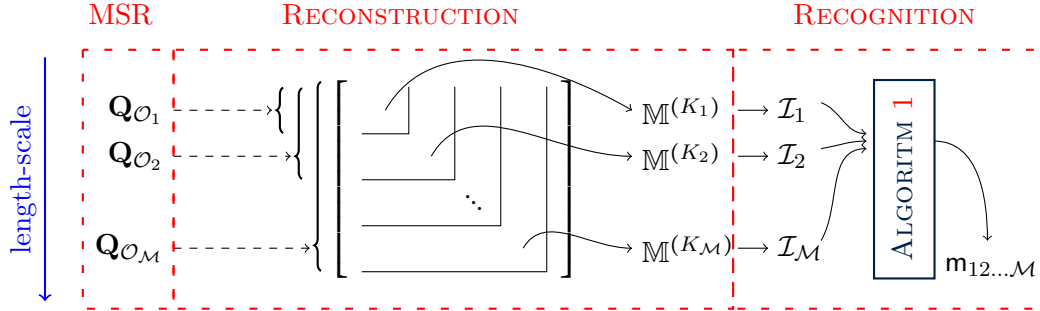


Figure 6: Overview of the three relevant stages involved in our multi-scale approach. For conciseness, we denote $(\mathcal{I}^{(1)}(D; \mathcal{O}_j), \mathcal{I}^{(2)}(D; \mathcal{O}_j))$ by \mathcal{I}_j .

5. Numerical results

In this section, we show some numerical results which illustrate how Algorithm 1 can significantly improve the robustness of the recognition procedure.

5.1. Setting

Let \mathcal{D} be a dictionary containing 8 standard shapes, as illustrated in Figure 7. Each solid shape is equipped with homogeneous conductivity having parameter $k = 3$ (Circle, Ellipse, Triangle, Bent Ellipse, Curved Triangle, Gingerbread Man, Drop) whereas the dashed one (Ellipse) has conductivity $k = 10$. All the shapes have the same characteristic size, which is of order one.

The targets D we are considering for the experiments are located at the origin as the standard shapes, and are obtained by scaling and rotating the elements of \mathcal{D} , with scaling coefficient and rotation angle chosen as $\delta = 0.2$ and $\theta = \pi/3$, respectively.

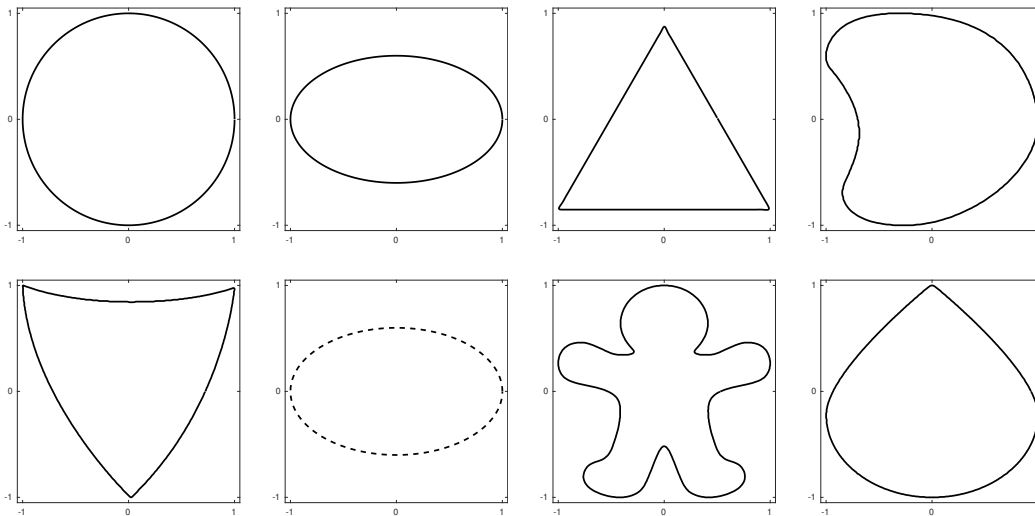


Figure 7: Dictionary \mathcal{D} .

5.2. Experiment

The data are acquired as described in Section 4.2. Precisely, given $\mathcal{O}_1, \mathcal{O}_2$ and \mathcal{O}_3 three circular orbits around D , of radii $\rho_1 = 1.6$, $\rho_2 = 1.1$, $\rho_3 = 0.9$, respectively, we sample $M_1 = M_2 = M_3 = 200$ positions on each trajectory, and build the corresponding MSR matrices. We consider $N_r = 2^{10}$ receptors evenly distributed on the the body of the fish.

In the numerical experiments the MSR data are simulated using the code developed in [27].

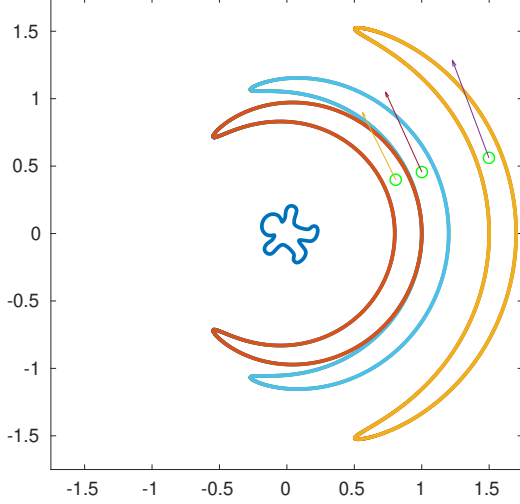


Figure 8: A single position of the electric fish per orbit. The target is located at $(0,0)$.

Remark 5.1. In principle, the acquisition operator \mathcal{L} depends on the measurements, which is not a desirable property. In order to overcome this difficulty, we perform the numerical simulations using the surrogate acquisition operator obtained from the dipolar approximation (3.1).

The CGPTs are reconstructed on each orbit from the MSR matrix by exploiting either the g-inverse \mathfrak{L} or the Moore-Penrose inverse \mathbf{L}^\dagger . The reconstruction orders are set $K_1 = 2$ on \mathcal{O}_1 , $K_2 = 3$ on \mathcal{O}_2 , and $K_3 = 4$ on \mathcal{O}_3 . The corresponding shape descriptors are then used as a rationale for building the BBAs $\mathbf{m}_1, \mathbf{m}_2$ and \mathbf{m}_3 , with parameter $\beta = 2$, as described in Section 4.2. For efficiency reasons, positive mass is given only to the first $n = 3$ best matching elements of \mathcal{D} .

We study the robustness of the fused descriptors given by Algorithm 1 with moderate noise in the measurements. Precisely, given a target D and $\sigma_{\text{noise}} \in [0.0025, 0.050]$, we test the recognition algorithm by considering 10^4 experiments, and computing the frequencies.

The results arising from the beliefs produced on each orbit, i.e., $\mathbf{m}_1, \mathbf{m}_2$ and \mathbf{m}_3 , are compared with the ones obtained from the fused beliefs synthesized by the TBM conjunctive rule, i.e., $\mathbf{m}_{12} = \mathbf{m}_1 \odot \mathbf{m}_2$ and $\mathbf{m}_{123} = \mathbf{m}_{12} \odot \mathbf{m}_3$.

5.2.1. Reconstruction by the generalized inverse \mathfrak{L}

The results of this part are obtained by employing the reflexive minimum norm g-inverse \mathfrak{L} of the acquisition operator given by (2.14) for the reconstruction of the CGPTs from the MSR data.

The frequencies are reported in Figures 9, 10 and 11.

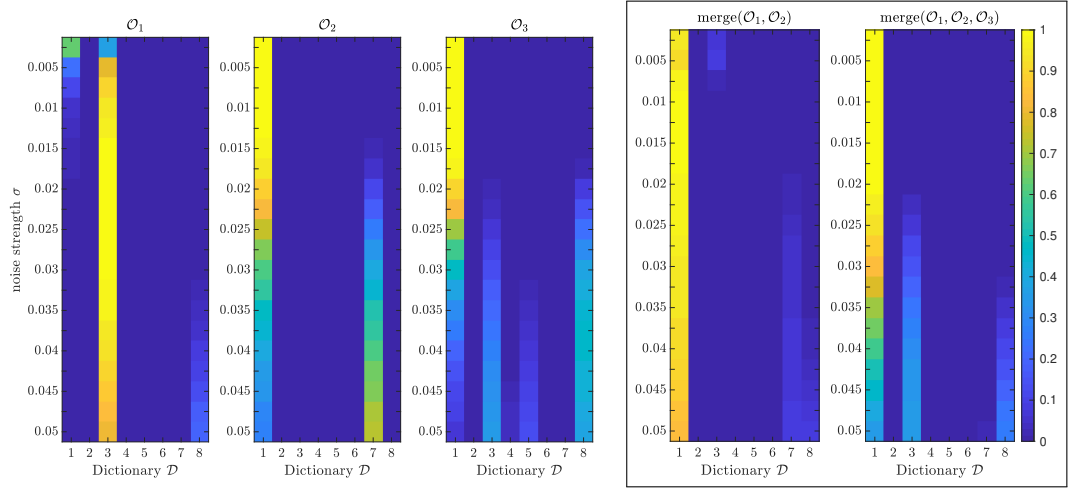


Figure 9: Circle (1)

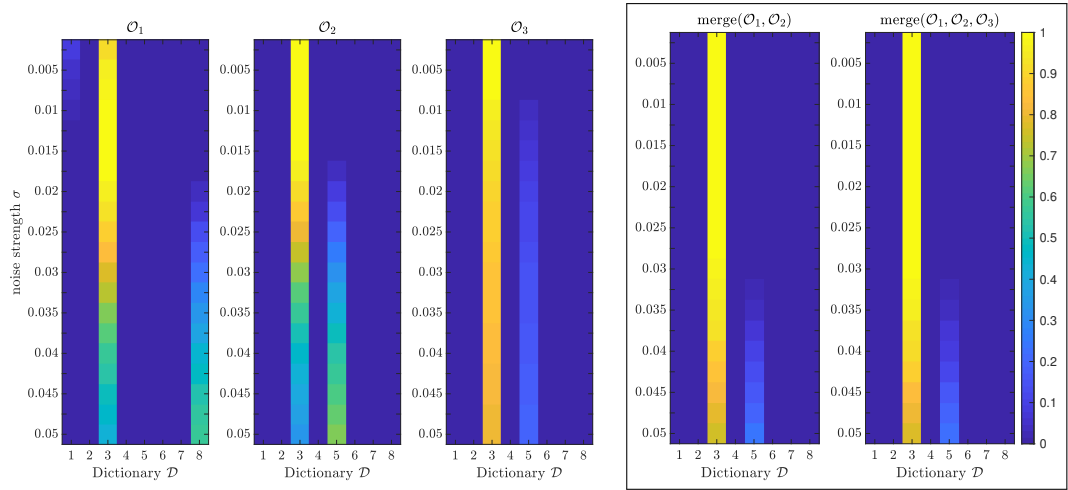


Figure 10: Triangle (3)

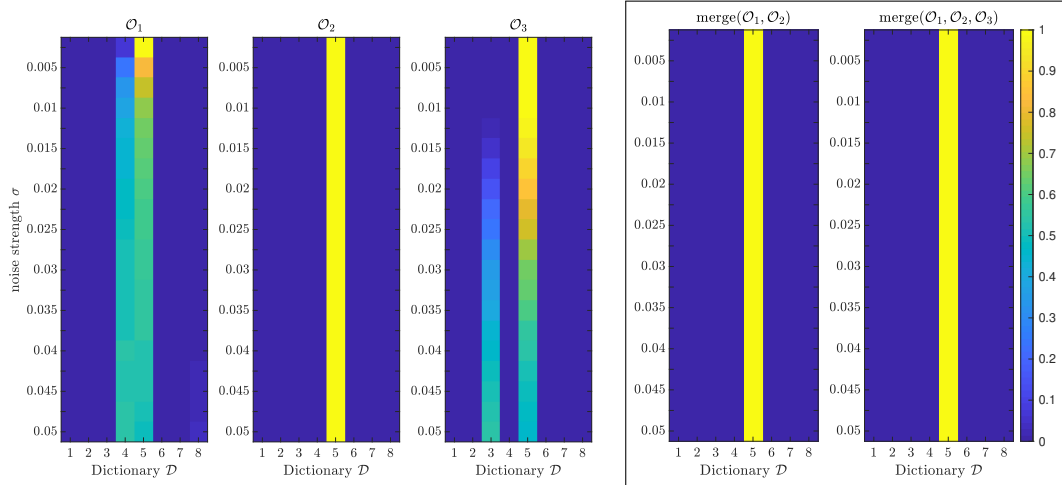


Figure 11: Curved Triangle (5)

	1	2	3	4	5	6	7	8
m_1	0.0021	0	0.8029	0	0	0	0	0.1950
m_2	0.2805	0	0	0	0	0	0.7195	0
m_3	0.0728	0	0.3582	0.0381	0.1400	0	0.0088	0.3821
m_{12}	0.8288	0	0	0	0	0	0.0834	0.0878
m_{123}	0.3575	0	0.3585	0.0001	0.0013	0	0.0174	0.2652

Table 2: Frequency table for the identification of the Circle (1) with the strongest noise, i.e., $\sigma = 0.05$. Each row displays the relative frequencies for all the elements of the dictionary corresponding to different BBAs.

Looking at Table 2 we can clearly see that the combination of classifiers outperforms each classifier. In particular we can see that combining the classifiers on \mathcal{O}_1 and \mathcal{O}_2 yields a great improvement in the recognition already.

Tables 3 and 4 refer to the Triangle (3) and the Curved Triangle (5). Because of their similar silhouette, they are troublesome from a dictionary approach point of view [16], and thus it is interesting to have a close look at what happens in both cases.

	1	2	3	4	5	6	7	8
m_1	0.0006	0	0.4229	0	0.0115	0	0	0.5650
m_2	0	0	0.3371	0	0.6629	0	0	0
m_3	0	0	0.8038	0	0.1962	0	0	0
m_{12}	0	0	0.7519	0	0.2382	0	0	0.0099
m_{123}	0	0	0.7702	0	0.2297	0	0	0.0001

Table 3: Frequency table for the identification of the Triangle (3) with the strongest noise, i.e., $\sigma = 0.05$.

	1	2	3	4	5	6	7	8
m_1	0	0	0	0.5015	0.4650	0	0.0002	0.0333
m_2	0	0	0.0064	0	0.9936	0	0	0
m_3	0	0	0.5395	0	0.4605	0	0	0
m_{12}	0	0	0.0011	0.0016	0.9967	0	0	0.0006
m_{123}	0	0	0.0017	0	0.9983	0	0	0

Table 4: Frequency table for the identification of the Curved Triangle (5) with the strongest noise, i.e., $\sigma = 0.05$.

It is worth noticing that in Table 3 the highest frequency is not attained by the fusion of the descriptors. Instead, the third orbit alone produces the best matching. However, merging all the three BBAs enhances considerably the classification success rate in the worst case scenario, which is strikingly lower than the rate in the best case scenario.

Clearly, this is not a drawback of our method. As a matter of fact, since in advance we don't know which classifier performs the best, the above results indicate that using their combination is a valid -as well as natural- trade-off.

5.2.2. Reconstruction by the Moore-Penrose inverse

In this part we make use of the Moore-Penrose inverse to reconstruct the CGPTs from the MSR simulated data, as shown in (2.13).

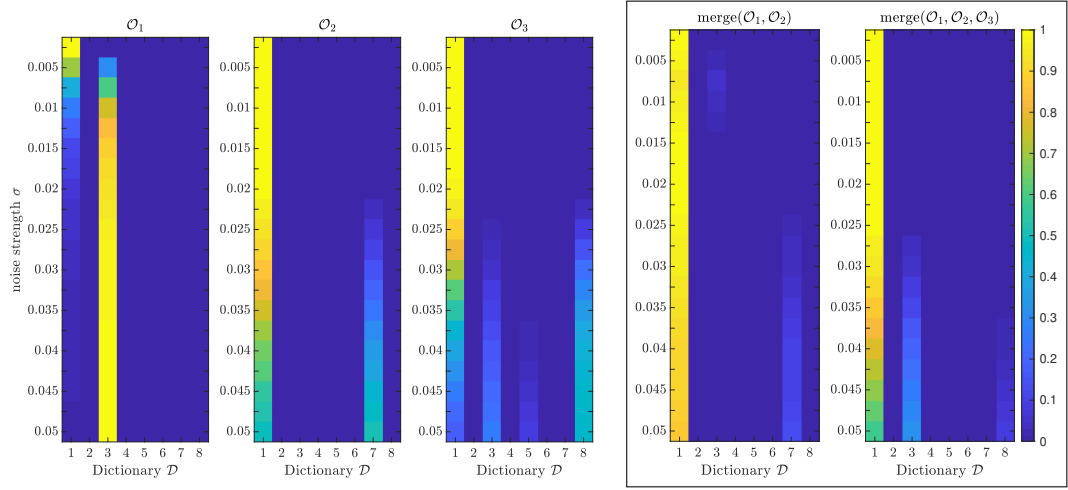


Figure 12: Circle (1)

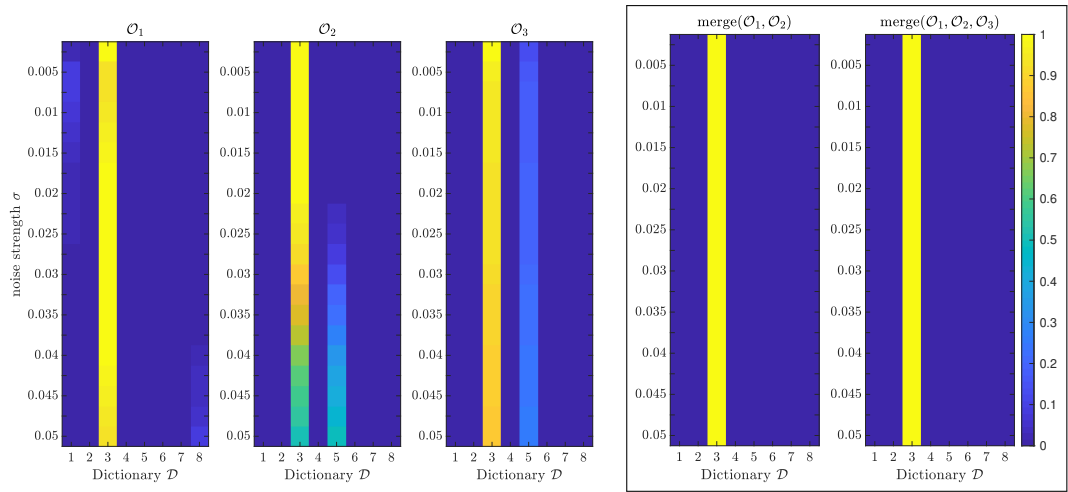


Figure 13: Triangle (3)

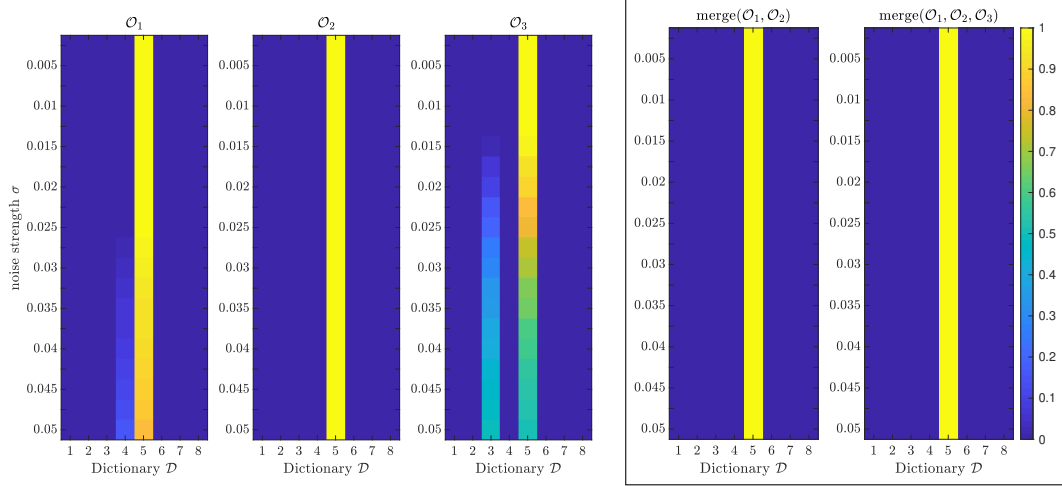


Figure 14: Curved Triangle (5)

	1	2	3	4	5	6	7	8
m_1	0.0106	0	0.9885	0	0	0	0	0.0009
m_2	0.4889	0	0	0	0	0	0.5111	0
m_3	0.1784	0	0.2565	0.0138	0.0817	0	0.0021	0.4675
m_{12}	0.8729	0	0	0	0	0	0.1270	0.0001
m_{123}	0.5914	0	0.3185	0.0001	0.0016	0	0.0067	0.0817

Table 5: Frequency table for the identification of the Circle (1) with the strongest noise, i.e., $\sigma = 0.05$. Each row displays the relative frequencies for all the elements of the dictionary corresponding to different BBAs.

	1	2	3	4	5	6	7	8
m_1	0.0033	0	0.9121	0	0	0	0	0.0846
m_2	0	0	0.5027	0	0.4973	0	0	0
m_3	0	0	0.7652	0	0.2346	0	0.0002	0
m_{12}	0	0	0.9933	0	0.0046	0	0	0.0021
m_{123}	0	0	0.9910	0	0.0090	0	0	0

Table 6: Frequency table for the identification of the Triangle (3) with the strongest noise, i.e., $\sigma = 0.05$.

	1	2	3	4	5	6	7	8
m_1	0	0	0	0.1476	0.8512	0	0	0.0012
m_2	0	0	0.0013	0	0.9987	0	0	0
m_3	0	0	0.4855	0	0.5145	0	0	0
m_{12}	0	0	0	0.0008	0.9992	0	0	0
m_{123}	0	0	0.0001	0	0.9999	0	0	0

Table 7: Frequency table for the identification of the Curved Triangle (5) with the strongest noise, i.e., $\sigma = 0.05$.

While the g-inverse \mathfrak{L} lacks of the property of being a least-square g-inverse, the Moore-Penrose \mathbf{L}^\dagger provides the solution to the minimization problem (2.12). Therefore, it is not surprising that the classification rates obtained by using the latter are generally better than the ones resulting from using \mathfrak{L} .

6. Concluding remarks

In this paper, we have presented a dictionary-matching approach for classification in electro-sensing that takes advantage of measurements at different length-scales. We have performed a careful analysis of the acquisition operator that was not available yet. In particular, by exploiting its peculiar block Kronecker form, we have studied its rank and established a length-scale dependent estimate on the reconstruction error. We have also discussed to which extent the limited-view configuration impacts on predicting the committed error.

Acknowledgments

The authors gratefully acknowledge Prof. H. Ammari for his guidance. During the preparation of this work, the authors were financially supported by a Swiss National Science Foundation grant (number 200021-172483).

A. Generalized polarization tensors and boundary layer potentials

We briefly summarise some fundamental concepts that are essential for understanding the problem. For further references see [11, 13, 15, 16].

Let Ω be a simply-connected bounded domain. We assume $\Omega \in C^{2,\alpha}$.

Definition A.1. Denote by Γ the fundamental solution of the Laplacian in \mathbb{R}^2 , i.e.,

$$\Gamma(x - y) := \frac{1}{2\pi} \log |x - y|, \quad x, y \in \mathbb{R}^2.$$

Definition A.2. For any $\phi \in L^2(\partial\Omega)$, the single- and double-layer potentials on Ω are given by the following formulas:

$$\begin{aligned} \mathcal{S}_\Omega[\phi](x) &:= \int_{\partial\Omega} \Gamma(x, y) \phi(y) \, d\sigma_y, & x \in \mathbb{R}^2, \\ \mathcal{D}_\Omega[\phi](x) &:= \int_{\partial\Omega} \frac{\partial\Gamma}{\partial\nu_y}(x, y) \phi(y) \, d\sigma_y, & x \in \mathbb{R}^2 \setminus \partial\Omega. \end{aligned}$$

Recall that for $\phi \in L^2(\Omega)$, the functions \mathcal{S}_Ω and \mathcal{D}_Ω are harmonic functions in $\mathbb{R}^2 \setminus \partial\Omega$.

Definition A.3. The operator \mathcal{K}_Ω and its L^2 -adjoint \mathcal{K}_Ω^* are given by the following formulas:

$$\begin{aligned} \mathcal{K}_\Omega[\phi](x) &:= \frac{1}{2\pi} \text{p.v.} \int_{\partial\Omega} \frac{(y-x) \cdot \nu(y)}{|x-y|^2} \phi(y) \, d\sigma_y, & x \in \partial\Omega, \\ \mathcal{K}_\Omega^*[\phi](x) &:= \frac{1}{2\pi} \text{p.v.} \int_{\partial\Omega} \frac{(x-y) \cdot \nu(x)}{|x-y|^2} \phi(y) \, d\sigma_y, & x \in \partial\Omega \end{aligned}$$

where p.v. stands for the Cauchy principal value.

\mathcal{K}_Ω^* is also known as the Neumann-Poincaré operator.

We introduce the generalized polarization tensor (GPT).

Definition A.4. Let $\alpha, \beta \in \mathbb{N}^2$ be multi-indices. We define the generalized polarization tensor associated with the domain Ω and the contrast λ by

$$M_{\alpha\beta}(\lambda, \Omega) := \int_{\partial\Omega} (\lambda I - \mathcal{K}_\Omega^*)^{-1} \left[\frac{\partial y^\alpha}{\partial \nu} \right] y^\beta \, d\sigma_y,$$

where I is the identity operator.

We can also define the contracted generalized polarization tensor (CGPT) as follows.

Definition A.5. Let $m, n \in \mathbb{N}$. We define the contracted generalized polarization tensors by

$$\begin{aligned} M_{mn}^{cc} &= \sum_{|\alpha|=m} \sum_{|\beta|=n} a_\alpha^m a_\beta^n M_{\alpha\beta}, \\ M_{mn}^{cs} &= \sum_{|\alpha|=m} \sum_{|\beta|=n} a_\alpha^m b_\beta^n M_{\alpha\beta}, \\ M_{mn}^{sc} &= \sum_{|\alpha|=m} \sum_{|\beta|=n} b_\alpha^m a_\beta^n M_{\alpha\beta}, \\ M_{mn}^{ss} &= \sum_{|\alpha|=m} \sum_{|\beta|=n} b_\alpha^m b_\beta^n M_{\alpha\beta}, \end{aligned}$$

where the real numbers a_α^m and b_β^m are defined by the following relation

$$(x_1 + ix_2)^m = \sum_{|\alpha|=m} a_\alpha^m x^\alpha + \sum_{|\beta|=m} b_\beta^m x^\beta.$$

B. Kronecker products and generalized inverses

Let us denote by $\mathcal{M}_{m,n}$ the space of $m \times n$ matrices.

Definition B.1 (vec operator). Given a matrix $\mathbf{X} = [\mathbf{x}^1 \ \mathbf{x}^2 \ \dots \ \mathbf{x}^m] \in \mathcal{M}_{k,m}$, define the vectorization operator $\text{vec}(\cdot) : \mathcal{M}_{k,m} \rightarrow \mathcal{M}_{km,1}$ as follows

$$\text{vec}(\mathbf{X}) = \begin{bmatrix} \mathbf{x}^1 \\ \vdots \\ \mathbf{x}^m \end{bmatrix} \in \mathcal{M}_{km,1}. \quad (\text{B.1})$$

Definition B.2 (Kronecker product). Given $\mathbf{X} = (x_{ij}) \in \mathcal{M}_{m,n}$ and $\mathbf{Y} = (y_{ij}) \in \mathcal{M}_{p,q}$, define

$$\mathbf{X} \otimes \mathbf{Y} = \begin{bmatrix} x_{11}\mathbf{Y} & x_{12}\mathbf{Y} & \dots & x_{1n}\mathbf{Y} \\ x_{21}\mathbf{Y} & x_{22}\mathbf{Y} & \dots & x_{2n}\mathbf{Y} \\ \vdots & \vdots & \ddots & \vdots \\ x_{m1}\mathbf{Y} & x_{m2}\mathbf{Y} & \dots & x_{mn}\mathbf{Y} \end{bmatrix} \in \mathcal{M}_{mp,nq}. \quad (\text{B.2})$$

For all matrices \mathbf{A} , \mathbf{B} and \mathbf{C} such that the product \mathbf{ABC} is well defined we have

$$\text{vec}(\mathbf{ABC}) = (\mathbf{C}^\top \otimes \mathbf{A})\text{vec}(\mathbf{B}). \quad (\text{B.3})$$

We introduce a generalized Kronecker product.

Definition B.3 (Generalized Kronecker product [28, 22]). Given a matrix \mathbf{X} ($M \times l$) and a set of M matrices \mathbf{Y} ($N \times r$) we define the matrix $\mathbf{X} \otimes \{\mathbf{Y}_\ell\}$ ($MN \times lr$) as

$$\mathbf{X} \otimes \{\mathbf{Y}_\ell\} := \begin{bmatrix} \mathbf{X}_{1,:} \otimes \mathbf{Y}_1 \\ \vdots \\ \mathbf{X}_{M,:} \otimes \mathbf{Y}_M \end{bmatrix}. \quad (\text{B.4})$$

Notice that in [28] the factors are swapped compared to this definition. The reason is that, unlike us, they considered a *left* Kronecker product.

Definition B.4 (Generalized column-wise Kronecker product). Given a matrix \mathbf{X} ($M \times l$) and a set of M matrices \mathbf{Y}_ℓ ($N \times r$) we define the matrix $\mathbf{X} \otimes_C \{\mathbf{Y}_\ell\}$ ($MN \times lr$) as

$$\mathbf{X} \otimes_C \{\mathbf{Y}_\ell\} := [\mathbf{X}_{:,1} \otimes \mathbf{Y}_1 \ \dots \ \mathbf{X}_{:,l} \otimes \mathbf{Y}_M]. \quad (\text{B.5})$$

Definition B.5 (Moore-Penrose inverse). The Moore-Penrose inverse of the matrix \mathbf{M} ($m \times p$) is the unique matrix \mathbf{G} ($p \times m$) satisfying the four *Penrose conditions*:

1. $\mathbf{MGM} = \mathbf{M}$,
2. $\mathbf{GMG} = \mathbf{G}$,
3. $(\mathbf{MG})^\top = \mathbf{MG}$,

4. $(\mathbf{GM})^\top = \mathbf{GM}$.

A matrix \mathbf{G} satisfying (1) is called *a generalized inverse* or *g-inverse*.

A matrix \mathbf{G} satisfying (1) and (2) is called *reflexive g-inverse*.

A matrix \mathbf{G} satisfying (1) and (3) is called *least-square g-inverse*.

A matrix \mathbf{G} satisfying (1) and (4) is called *minimum norm g-inverse*.

C. Reminder in the asymptotic expansion (2.5)

Let $\varepsilon = \delta/\rho$ be the length-scale. By definition, the truncation error at the receptor $x_r^{(s)}$ is given by

$$\mathbf{E}_{rs} := u^{(s)}(x_r^{(s)}) - H^{(s)}(x_r^{(s)}) - \mathcal{L}^{(s)}(\mathbb{M}^{(K)}).$$

The asymptotic behavior of \mathbf{E}_{sr} in the far-field regime is assessed by the following proposition.

Proposition C.1. *For $\delta, \varepsilon \ll 1$ we have the following asymptotic behavior*

$$|\mathbf{E}_{rs}| = O(\varepsilon^{K+2}). \quad (\text{C.1})$$

Proof. Hereinafter, we simplify our notation by fixing the index position s , i.e., $x_r^{(s)} = x_r$, $H^{(s)} = H$, $\mathbf{E}_{rs} = E_r$.

Let us define $H_K(x) = \sum_{|\alpha|=0}^K \frac{1}{\alpha!} \partial^\alpha H(z)(x-z)^\alpha$. The truncation error can be expressed as

$$E_r = \int_{\partial D} \Gamma_K(x_r - y)(\lambda I - \mathcal{K}_D^*)^{-1} [\partial_\nu H - \partial_\nu H_K] ds_y + \int_{\partial D} (\Gamma - \Gamma_K)(x_r - y)(\lambda I - \mathcal{K}_D^*)^{-1} [\partial_\nu H] ds_y. \quad (\text{C.2})$$

We want to estimate each term separately.

Denote the first term:

$$E_r^{(1)} := \int_{\partial D} \Gamma_K(y; x_r, z)(\lambda I - \mathcal{K}_D^*)^{-1} \left[\frac{\partial H}{\partial \nu} - \frac{\partial H_K}{\partial \nu} \right](y) ds_y. \quad (\text{C.3})$$

We have

$$\begin{aligned}
|E_r^{(1)}| &\leq \left| \int_{\partial D} \Gamma_K(y; x_r, z) (\lambda I - \mathcal{K}_D^*)^{-1} \left[\frac{\partial H}{\partial \nu} - \frac{\partial H_K}{\partial \nu} \right] (y) \, ds_y \right| \\
&\leq \sup_{y \in \partial D} |\Gamma_K(y; x_r, z)| \int_{\partial D} \left| (\lambda I - \mathcal{K}_D^*)^{-1} \left[\frac{\partial H}{\partial \nu} - \frac{\partial H_K}{\partial \nu} \right] (y) \right| \, ds_y \\
&\leq \|\Gamma_K(\cdot; x_r, z)\|_{L^\infty(\partial D)} \left\| (\lambda I - \mathcal{K}_D^*)^{-1} \left[\frac{\partial H}{\partial \nu} - \frac{\partial H_K}{\partial \nu} \right] \right\|_{L^2(\partial D)} |\partial D|^{1/2} \\
&\leq C \|\Gamma_K(\cdot; x_r, z)\|_{L^\infty(\partial D)} \left\| \frac{\partial H}{\partial \nu} - \frac{\partial H_K}{\partial \nu} \right\|_{L^2(\partial D)} |\partial D|^{1/2} \\
&\leq C' \frac{\delta}{\rho} \left\| \frac{\partial H}{\partial \nu} - \frac{\partial H_K}{\partial \nu} \right\|_{L^2(\partial D)} |\partial D|^{1/2} \\
&\leq C' \frac{\delta^2}{\rho} \left\| \frac{\partial H}{\partial \nu} - \frac{\partial H_K}{\partial \nu} \right\|_{L^\infty(\partial D)} |\partial B|.
\end{aligned}$$

Now we estimate the term

$$\left\| \frac{\partial H}{\partial \nu} - \frac{\partial H_K}{\partial \nu} \right\|_{L^\infty(\partial D)}. \quad (\text{C.4})$$

Recall the integral form of the remainder of Taylor's formula:

$$(H - H_K)(y) = \sum_{|\alpha|=K+1} \frac{1}{\alpha!} \int_0^1 (1-t)^K \partial^\alpha H(ty) \, dt \, y^\alpha,$$

then

$$\left(\frac{\partial H}{\partial \nu} - \frac{\partial H_K}{\partial \nu} \right) (y) = \sum_{|\alpha|=K+1} \frac{1}{\alpha!} \left[\int_0^1 (1-t)^K \partial_\nu \partial^\alpha H(ty) \, dt \, y^\alpha + \int_0^1 (1-t)^K \partial^\alpha H(ty) \, dt \, \partial_\nu y^\alpha \right].$$

It is immediate to show that

$$\left| \left(\frac{\partial H}{\partial \nu} - \frac{\partial H_K}{\partial \nu} \right) \Big|_{\partial D} \right| \leq C \left(\delta^{K+1} \sum_{|\alpha|=K+1} \frac{1}{\alpha!} \|\nabla \partial^\alpha H\|_{C^0(\overline{D})} + \delta^K \sum_{|\alpha|=K+1} \frac{1}{\alpha!} \|\partial^\alpha H\|_{C^0(\overline{D})} \right).$$

Assume $\rho \geq \text{dist}(\partial\Omega, 0) > 1$, $\delta \ll 1$. By using formulas for the derivatives of H we get

$$\left\| \frac{\partial H}{\partial \nu} - \frac{\partial H_K}{\partial \nu} \right\|_{L^\infty(\partial D)} \leq \left(\frac{C'_1}{\rho^{K+3}} + \frac{C'_2}{\rho^{K+2}} \right) \delta^{K+1} + \left(\frac{C_1}{\rho^{K+2}} + \frac{C_2}{\rho^{K+1}} \right) \delta^K, \quad (\text{C.5})$$

hence

$$\left\| \frac{\partial H}{\partial \nu} - \frac{\partial H_K}{\partial \nu} \right\|_{L^\infty(\partial D)} = O\left(\frac{\delta^K}{\rho^{K+1}} \right).$$

Therefore

$$|E_r^{(1)}| \leq C' \frac{\delta}{\rho} \left\| \frac{\partial H}{\partial \nu} - \frac{\partial H_K}{\partial \nu} \right\|_{L^2(\partial D)} |\partial D|^{1/2} \leq C'' \frac{\delta^{K+2}}{\rho^{K+2}} = O(\varepsilon^{K+2}).$$

Denote the second term in (C.2):

$$E_r^{(2)} := \int_{\partial D} (\Gamma - \Gamma_K)(x_r - y) (\lambda I - \mathcal{K}_D^*)^{-1} \left[\frac{\partial H}{\partial \nu} \right] (y) \, ds_y. \quad (\text{C.6})$$

We have

$$\begin{aligned} |E_r^{(2)}| &= \left| \int_{\partial D} (\Gamma - \Gamma_K)(x_r - y) (\lambda I - \mathcal{K}_D^*)^{-1} \left[\frac{\partial H_K}{\partial \nu} \right] (y) \, ds_y \right| \\ &\leq \|\Gamma(x_r - \cdot) - \Gamma_K(x_r - \cdot)\|_{L^\infty(\partial D)} \int_{\partial D} \left| (\lambda I - \mathcal{K}_D^*)^{-1} \left[\frac{\partial H}{\partial \nu} \right] (y) \right| \, ds_y \\ &\leq \|\Gamma(x_r - \cdot) - \Gamma_K(x_r - \cdot)\|_{L^\infty(\partial D)} \left\| (\lambda I - \mathcal{K}_D^*)^{-1} \left[\frac{\partial H}{\partial \nu} \right] \right\|_{L^2(\partial D)} |\partial D|^{1/2} \\ &\leq C \|\Gamma(x_r - \cdot) - \Gamma_K(x_r - \cdot)\|_{L^\infty(\partial D)} \left\| \frac{\partial H}{\partial \nu} \right\|_{L^2(\partial D)} |\partial D|^{1/2} \\ &\leq C \|\Gamma(x_r - \cdot) - \Gamma_K(x_r - \cdot)\|_{L^\infty(\partial D)} \left\| \frac{\partial H}{\partial \nu} \right\|_{L^\infty(\partial D)} |\partial D|. \end{aligned}$$

Since $\|\Gamma(x_r - \cdot) - \Gamma_K(\cdot; x_r, z)\|_{L^\infty(\partial D)} \leq C \left(\frac{\delta}{\rho}\right)^{K+1}$, see [14], and

$$\left\| \frac{\partial H}{\partial \nu} \right\|_{L^\infty(\partial D)} \leq C \rho^{-1}, \quad (\text{C.7})$$

we have

$$|E_r^{(2)}| = O(\varepsilon^{K+2}).$$

□

D. Technical estimates

D.1. Uniqueness results

In this section, we show that the matrix of receptors $\mathbf{G}^{(s)}$ is full column rank. We begin by observing that $\mathbf{G}^{(s)}$ is closely related to a special $N_r \times 2K$ Vandermonde matrix of the form

$$\mathbf{V}_K := \begin{bmatrix} \zeta_1 & \bar{\zeta}_1 & \zeta_1^2 & \bar{\zeta}_1^2 & \cdots & \zeta_1^K & \bar{\zeta}_1^K \\ \zeta_2 & \bar{\zeta}_2 & \zeta_2^2 & \bar{\zeta}_2^2 & \cdots & \zeta_2^K & \bar{\zeta}_2^K \\ \vdots & \vdots & \vdots & \vdots & \ddots & \vdots & \vdots \\ \zeta_{N_r} & \bar{\zeta}_{N_r} & \zeta_{N_r}^2 & \bar{\zeta}_{N_r}^2 & \cdots & \zeta_{N_r}^K & \bar{\zeta}_{N_r}^K \end{bmatrix}. \quad (\text{D.1})$$

Matrices of this type are of interest when dealing with univariate polynomial interpolation on complex conjugate points. We introduce the map

$$\mathcal{K} : \mathbb{C} \setminus \{0\} \longrightarrow \mathbb{C} \setminus \{0\}$$

$$\mathcal{K}(z) = \bar{z}^{-1} = \frac{z}{|z|^2}.$$

\mathcal{K} is known in the literature as Kelvin transform. Then the entries of \mathbf{V}_K (D.1) are defined as follows: for any receptor $z_l \in \partial\Omega$ we set $\zeta_l = \mathcal{K}(z_l) = e^{i\theta_l}/r_l$.

To relate \mathbf{V}_K with $\mathbf{G}^{(s)}$ we introduce other two matrices. By employing the product defined in Definition B.3, consider the $2K \times 2K$ diagonal scaling matrix

$$\mathbf{C} := \mathbf{I}_K \otimes \{\ell^{-1}\mathbf{I}_2\},$$

and, by setting $J = \frac{1}{2} \begin{bmatrix} 1 & -i \\ 1 & i \end{bmatrix}$, define the complex $2K \times 2K$ block diagonal matrix:

$$\mathbf{J} := \mathbf{I}_K \otimes J.$$

It can be easily verified that $\mathbf{G}^{(s)} = -\frac{1}{2\pi} \mathbf{V}_K \mathbf{J} \mathbf{C}$.

Observe that there exists a permutation matrix \mathbf{P} such that $\mathbf{V}_K \mathbf{P} = [\mathbf{W}_K \quad \overline{\mathbf{W}_K}]$.

Lemma D.1. *Let $\mathbf{V}_{(1, \dots, 2K)}$ be the square sub-matrix of $\mathbf{V}_K \mathbf{P}$ obtained by considering the first $2K$ rows. Then*

$$\det(\mathbf{V}') = \operatorname{Re}(P(\zeta_1, \dots, \zeta_{2K}, \bar{\zeta}_1, \dots, \bar{\zeta}_{2K})),$$

where $P \in \mathbb{C}[z_1, \dots, z_{2K}, \bar{z}_1, \dots, \bar{z}_{2K}]$. Since $\zeta_l = x_l + iy_l$ and $\bar{\zeta}_l = x_l - iy_l$, it is clear that

$$\det(\mathbf{V}') = Q(x_1, y_1, \dots, x_{2K}, y_{2K}),$$

where $Q \in \mathbb{R}[x_1, y_1, \dots, x_{2K}, y_{2K}]$.

The set $\mathcal{H} = \{Q = 0\}$ is an hyper-surface in the affine space $\mathbb{R}^{4K} \simeq \underbrace{\mathbb{R}^2 \times \dots \times \mathbb{R}^2}_{2K}$.

Definition D.1. A finite set of points $\mathcal{S} = \{(x_1, y_1), \dots, (x_{2K}, y_{2K})\} \subset \mathbb{R}^2$, $\#\mathcal{S} = 2K$, is called *general configuration* if the point $(x_1, y_1, \dots, x_{2K}, y_{2K})$ doesn't lie on \mathcal{H} .

Proposition D.2. *Suppose there are $2K$ receptors z_l such that $\zeta_l = \mathcal{K}(z_l)$ are a general configuration. Then \mathbf{V}_K is of maximal rank.*

Proof. Without loss of generality, let $\zeta_1, \dots, \zeta_{2K}$ are a general configuration. From Lemma D.1 it follows that $\det(\mathbf{V}')$ is a real multivariate polynomial and it doesn't vanish when evaluated at the points $\zeta_1, \dots, \zeta_{2K}$. \square

Remark D.1. By an abuse of definition, a set of points $\{z_l\}_l$ such that $\{\mathcal{K}(z_l)\}_l$ is a general configuration, shall be called a general configuration likewise.

D.2. Moore-Penrose inverse of \mathbf{S}

For $\ell \in \mathbb{N}$, let $r_\ell(\gamma)$ be the following rotation matrix:

$$r_\ell(\gamma) := \begin{bmatrix} \cos(\ell\gamma) & \sin(\ell\gamma) \\ -\sin(\ell\gamma) & \cos(\ell\gamma) \end{bmatrix}.$$

If we assume that the body of the fish lies in a thin annulus around the orbit of radius ρ while swimming around the target, then the form of the design matrix can be simplified. In this case, if (3.1) is used, the information on the fish concerning its geometry and its electric field can be separated from the ‘‘kinematics’’. Easy calculations show that

$$\mathbf{G}^{(s)} = \mathbf{G}^{(1)}(\mathbf{I}_K \otimes \{r_1(\ell(s-1)\gamma)\}),$$

$$\mathbf{Z}_{s,:} = \mathbf{Z}_{1,:}(\mathbf{I}_K \otimes \{r_1((1+\ell)(s-1)\gamma)\}),$$

where

$$\mathbf{Z}_{1,:} = [\cos(2\bar{\theta}_1) \quad \sin(2\bar{\theta}_1) \quad \cos(3\bar{\theta}_1) \quad \sin(3\bar{\theta}_1) \quad \dots \quad \cos((K+1)\bar{\theta}_1) \quad \sin((K+1)\bar{\theta}_1)].$$

Moreover, given $\alpha_s = \alpha_0 + (s-1)\gamma$ angle of \mathbf{p}_s , we have

$$\mathbf{P}_K^{(s)} = \mathbf{I}_K \otimes \{(-1)^{\ell+1} r_1(\alpha_0 + (s-1)\gamma)\}.$$

Hereinafter, we assume that the fish moves with its electric organ along on a circular orbit of radius ρ .

Recall that

$$\mathbf{S} = \mathbf{S}_{dip} + \mathbf{S}_{SL}.$$

By using the rotational symmetry of the configuration and the notation hereabove, we rewrite \mathbf{S}_{dip} and \mathbf{S}_{SL} as follows:

$$\begin{aligned} (\mathbf{S}_{dip})_{s,:} &= \mathbf{Z}_{s,:} \mathbf{P}_K^{(s)\top} \mathbf{D}_{2,K+1} \\ &= \mathbf{Z}_{1,:} (\mathbf{I}_K \otimes \{r_1((1+\ell)(s-1)\gamma)\}_\ell) (\mathbf{I}_K \otimes \{(-1)^{\ell+1} r_1(-\alpha_0 - (s-1)\gamma)\}_\ell) \mathbf{D}_{2,K+1} \\ &= \mathbf{Z}_{1,:} (\mathbf{I}_K \otimes \{(-1)^{\ell+1} r_1(-\alpha_0 + \ell(s-1)\gamma)\}_\ell) \mathbf{D}_{2,K+1}, \end{aligned}$$

and

$$(\mathbf{S}_{SL})_{s,:} = -\mathbf{u} \mathbf{G}^{(1)} (\mathbf{I}_K \otimes \{r_1(\ell(s-1)\gamma)\}_\ell).$$

Here, $\mathbf{D}_{2,K+1}$ is given as in Section 3.2 by

$$\mathbf{D}_{2,K+1} = \mathbf{I}_K \otimes \{\rho^{-(\ell+1)} \mathbf{I}_2\}_\ell.$$

Finally,

$$\mathbf{S}_{dip} = (\mathbf{I}_M \otimes \mathbf{Z}_{1,:}) \begin{bmatrix} \mathbf{I}_K \otimes \{(-1)^{\ell+1} r_1(-\alpha_0)\}_\ell \\ \vdots \\ \mathbf{I}_K \otimes \{(-1)^{\ell+1} r_1(-\alpha_0 + \ell(M-1)\gamma)\}_\ell \end{bmatrix} \mathbf{D}_{2,K+1},$$

and

$$\mathbf{S}_{SL} = (\mathbf{I}_M \otimes -\mathbf{u}\mathbf{G}^{(1)}) \begin{bmatrix} \mathbf{I}_K \otimes r_1(0) \\ \vdots \\ \mathbf{I}_K \otimes \{r_1(\ell(M-1)\gamma)\}_\ell \end{bmatrix}.$$

Hereinafter, we assume that $\partial^\alpha \mathcal{S}_{\Omega_s}(z)$ is non-zero for each $|\alpha| \leq K$. In the far field regime this assumption guarantees that the GPTs can be retrieved up to order K . It will become clear soon that this condition also makes \mathbf{S}_{SL} full column rank, allowing to compute its Moore-Penrose inverse as

$$\mathbf{S}_{SL}^\dagger = (\mathbf{S}_{SL}^\top \mathbf{S}_{SL})^{-1} \mathbf{S}_{SL}^\top.$$

We have the following lemma.

Lemma D.3. *For $1 \leq k \leq 2K$ and $M \gg 1$, we have*

$$\|(\mathbf{S}_{SL}^\dagger)_{k,:}\|_F \lesssim \frac{[k/2] \rho^{[k/2]}}{\sqrt{M}}. \quad (\text{D.2})$$

Proof. Let us denote the $1 \times 2K$ row vector $-\mathbf{u}\mathbf{G}^{(1)}$ by \mathbf{w} . We need to compute $\mathbf{S}_{SL}^\top \mathbf{S}_{SL}$, that is

$$[\mathbf{I}_K \otimes r_1(0) \quad \dots \quad \mathbf{I}_K \otimes \{r_1(-\ell(M-1)\gamma)\}_\ell] (\mathbf{I}_M \otimes \mathbf{w}^\top) (\mathbf{I}_M \otimes \mathbf{w}) \begin{bmatrix} \mathbf{I}_K \otimes r_1(0) \\ \vdots \\ \mathbf{I}_K \otimes \{r_1(\ell(M-1)\gamma)\}_\ell \end{bmatrix}.$$

Since $(\mathbf{I}_M \otimes \mathbf{w}^\top)(\mathbf{I}_M \otimes \mathbf{w}) = \mathbf{I}_M \otimes \mathbf{w}^\top \mathbf{w}$, the product $\mathbf{S}_{SL}^\top \mathbf{S}_{SL}$ boils down to

$$\mathbf{S}_{SL}^\top \mathbf{S}_{SL} = \sum_{s=1}^M (\mathbf{I}_K \otimes \{r_1(-\ell(s-1)\gamma)\}_\ell) \mathbf{w}^\top \mathbf{w} (\mathbf{I}_K \otimes \{r_1(\ell(s-1)\gamma)\}_\ell).$$

Notice that the receptor $x_l^{(1)}$ is $x_l^{(1)} = r_l e^{i\theta_l^{(1)}}$. Since $\rho - \eta \leq r_i \leq \rho + \eta$, for some η small, we assume that $x_l^{(1)} = \rho e^{i\theta_l^{(1)}}$. As a consequence, we can factorize $\mathbf{G}^{(1)}$ as

$$\mathbf{G}^{(1)} = \tilde{\mathbf{G}}^{(1)} (\mathbf{I}_K \otimes \{\ell^{-1} \rho^{-\ell} \mathbf{I}_2\}_\ell),$$

where $\tilde{\mathbf{G}}^{(1)}$ is a Vandermonde-type matrix with nodes on the unit disk $|z| = 1$.

We obtain

$$\mathbf{w}^\top \mathbf{w} = (\mathbf{I}_K \otimes \{\ell^{-1} \rho^{-\ell} \mathbf{I}_2\}_\ell) (\tilde{\mathbf{G}}^{(1)})^\top \mathbf{u}^\top \mathbf{u} \tilde{\mathbf{G}}^{(1)} (\mathbf{I}_K \otimes \{\ell^{-1} \rho^{-\ell} \mathbf{I}_2\}_\ell).$$

It is immediate to see that

$$\mathbf{S}_{SL}^\top \mathbf{S}_{SL} = \mathbf{D}_{1,K} \mathbf{C} \left(\sum_{s=1}^M (\mathbf{I}_K \otimes \{r_1(-\ell(s-1)\gamma)\}_\ell) \tilde{\mathbf{w}}^\top \tilde{\mathbf{w}} (\mathbf{I}_K \otimes \{r_1(\ell(s-1)\gamma)\}_\ell) \right) \mathbf{C} \mathbf{D}_{1,K},$$

where

$$\mathbf{D}_{1,K} := \mathbf{I}_K \otimes \{\rho^{-\ell} \mathbf{I}_2\}_\ell, \quad \tilde{\mathbf{w}} = -\mathbf{u} \tilde{\mathbf{G}}^{(1)}.$$

Let us denote $\mathbf{S}_{SL}\mathbf{D}_{1,K}^{-1}\mathbf{C}^{-1}$ by $\tilde{\mathbf{S}}_{SL}$.

To prove estimate (D.2), we rely on the following inequality:

$$\|(\mathbf{S}_{SL}^\dagger)_{k,:}\|_F \leq \|(\mathbf{C}^{-1}\mathbf{D}_{1,K}^{-1})_{k,:}\|_F \|(\tilde{\mathbf{S}}_{SL}^\dagger \tilde{\mathbf{S}}_{SL})^{-1}\|_F \|\tilde{\mathbf{S}}_{SL}^\dagger\|_F. \quad (\text{D.3})$$

By a straightforward calculation, it is immediate to see that

$$\|(\mathbf{C}^{-1}\mathbf{D}_{1,K}^{-1})_{k,:}\|_F \leq \lceil k/2 \rceil \rho^{\lceil k/2 \rceil}, \quad (\text{D.4})$$

and

$$\|\tilde{\mathbf{S}}_{SL}^\dagger\|_F \leq \sqrt{M} \max_{1 \leq m \leq M} \|(\tilde{\mathbf{S}}_{SL})_{m,:}\|_F \lesssim \sqrt{M}. \quad (\text{D.5})$$

Finally, we investigate the Frobenius norm of $(\tilde{\mathbf{S}}_{SL}^\dagger \tilde{\mathbf{S}}_{SL})^{-1}$. For $1 \leq j \leq K$, we observe that

$$\begin{aligned} (\tilde{\mathbf{S}}_{SL}^\dagger \tilde{\mathbf{S}}_{SL})_{2j-1:2j, 2j-1:2j} &= \sum_{s=1}^M r_1(-j(s-1)\gamma) \begin{bmatrix} \tilde{w}_{2j-1} \\ \tilde{w}_{2j} \end{bmatrix} [\tilde{w}_{2j-1} \quad \tilde{w}_{2j}] r_1(j(s-1)\gamma) \\ &= U^H \left(\sum_{s=1}^M \begin{bmatrix} e^{-ij(s-1)\gamma} & 0 \\ 0 & e^{ij(s-1)\gamma} \end{bmatrix} \begin{bmatrix} y_{2j-1} \\ y_{2j} \end{bmatrix} \begin{bmatrix} y_{2j-1} \\ y_{2j} \end{bmatrix}^H \begin{bmatrix} e^{ij(s-1)\gamma} & 0 \\ 0 & e^{-ij(s-1)\gamma} \end{bmatrix} \right) U \\ &= U^H \begin{bmatrix} M|y_{2j-1}|^2 & \frac{1-e^{-2ijM\gamma}}{1-e^{-2ij\gamma}}(y_{2j}\bar{y}_{2j-1}) \\ \frac{1-e^{2ijM\gamma}}{1-e^{2ij\gamma}}(y_{2j-1}\bar{y}_{2j}) & M|y_{2j}|^2 \end{bmatrix} U, \end{aligned}$$

where

$$\begin{bmatrix} y_{2j-1} \\ y_{2j} \end{bmatrix} = U \begin{bmatrix} \tilde{w}_{2j-1} \\ \tilde{w}_{2j} \end{bmatrix}, \quad U = \frac{1}{\sqrt{2}} \begin{bmatrix} 1 & i \\ 1 & -i \end{bmatrix}.$$

For $1 \leq j < k \leq K$, we have

$$\begin{aligned} (\tilde{\mathbf{S}}_{SL}^\dagger \tilde{\mathbf{S}}_{SL})_{2j-1:2j, 2k-1:2k} &= \sum_{s=1}^M r_1(-j(s-1)\gamma) \begin{bmatrix} \tilde{w}_{2j-1} \\ \tilde{w}_{2j} \end{bmatrix} [\tilde{w}_{2k-1} \quad \tilde{w}_{2k}] r_1(k(s-1)\gamma) \\ &= U^H \begin{bmatrix} \frac{1-e^{-i(j-k)M\gamma}}{1-e^{-i(j-k)\gamma}}(y_{2j-1}\bar{y}_{2k-1}) & \frac{1-e^{-i(j+k)M\gamma}}{1-e^{-i(j+k)\gamma}}(y_{2j}\bar{y}_{2k-1}) \\ \frac{1-e^{i(j+k)M\gamma}}{1-e^{i(j+k)\gamma}}(y_{2j-1}\bar{y}_{2k}) & \frac{1-e^{i(j-k)M\gamma}}{1-e^{i(j-k)\gamma}}(y_{2j}\bar{y}_{2k}) \end{bmatrix} U. \end{aligned}$$

Therefore, $\tilde{\mathbf{S}}_{SL}^\dagger \tilde{\mathbf{S}}_{SL}$ can be written as follows:

$$\tilde{\mathbf{S}}_{SL}^\dagger \tilde{\mathbf{S}}_{SL} = \mathbf{U}^H (\mathbf{M}\mathbf{D} + \mathbf{R}) \mathbf{U},$$

where

$$\mathbf{D} := \begin{bmatrix} |y_1|^2 & & 0 \\ & \ddots & \\ 0 & & |y_{2K}|^2 \end{bmatrix}, \quad \mathbf{R} := \tilde{\mathbf{S}}_{SL}^\dagger \tilde{\mathbf{S}}_{SL} - \mathbf{D}, \quad \mathbf{U} := \mathbf{I}_K \otimes U.$$

Notice that requiring \mathbf{D} to be invertible is equivalent to saying that each $|y_j|$, and thus each \tilde{w}_j , is non-zero. For this reason, the initial assumption on $\partial^\alpha \mathcal{S}_{\Omega_s}(z)$ implies that

\mathbf{D} is invertible (see [15]) and thus, for M large enough, \mathbf{S}_{SL} is full column rank. Since $\|\mathbf{R}\|_F = O(1)$, we have [29]

$$\mathbf{U}(\tilde{\mathbf{S}}_{SL}^\top \tilde{\mathbf{S}}_{SL})^{-1} \mathbf{U}^\mathbf{H} = \frac{1}{M} \left(\mathbf{D} + \frac{1}{M} \mathbf{R} \right)^{-1} = \frac{1}{M} \mathbf{D}^{-1} + O\left(\frac{1}{M^2}\right).$$

Since \mathbf{U} is unitary, $\|\mathbf{U}(\tilde{\mathbf{S}}_{SL}^\top \tilde{\mathbf{S}}_{SL})^{-1} \mathbf{U}^\mathbf{H}\|_F = \|(\tilde{\mathbf{S}}_{SL}^\top \tilde{\mathbf{S}}_{SL})^{-1}\|_F$. Hence

$$\|(\tilde{\mathbf{S}}_{SL}^\top \tilde{\mathbf{S}}_{SL})^{-1}\|_F \lesssim \frac{1}{M}. \quad (\text{D.6})$$

Finally, inequality (D.3) together with estimates (D.4), (D.5) and (D.6) shows that $\|(\mathbf{S}_{SL}^\dagger)_{k,:}\|_F$ satisfies (D.2). \square

We are now ready to estimate the dependency of $(\mathbf{S}^\dagger)_{k,:}$ on M and ρ . For ρ large enough, we observe that the leading order term of $(\mathbf{S}^\dagger)_{k,:}$ is $(\mathbf{S}_{SL}^\dagger)_{k,:}$.

Since

$$\mathbf{S} = \mathbf{S}_{dip} + \mathbf{S}_{SL},$$

we have [29]

$$\mathbf{S}^\dagger = (\mathbf{S}_{dip} + \mathbf{S}_{SL})^\dagger = \mathbf{S}_{SL}^\dagger - \mathbf{S}_{SL}^\dagger \mathbf{S}_{dip} \mathbf{S}_{SL}^\dagger + \sum_{\ell=2}^{\infty} (-1)^\ell (\mathbf{S}_{SL}^\dagger \mathbf{S}_{dip})^\ell \mathbf{S}_{SL}^\dagger.$$

It is immediate to prove the following lemma.

Lemma D.4. *For $1 \leq k \leq 2K$, we have*

$$(\mathbf{S}^\dagger)_{k,:} = (\mathbf{S}_{SL}^\dagger)_{k,:} + O(\rho^{\lceil k/2 \rceil - 1}).$$

Proof. Let us denote the matrix $\mathbf{S}_{dip} \mathbf{D}_{2,K+1}^{-1}$ by $\tilde{\mathbf{S}}_{dip}$. Observe that both $\tilde{\mathbf{S}}_{SL}$ and $\tilde{\mathbf{S}}_{dip}$ are independent of ρ . We have

$$\begin{aligned} \|(\mathbf{S}_{SL}^\dagger)_{k,:} \mathbf{S}_{dip} \mathbf{S}_{SL}^\dagger\|_F &= \|(\mathbf{C}^{-1} \mathbf{D}_{1,K}^{-1})_{k,:} \tilde{\mathbf{S}}_{SL}^\dagger \tilde{\mathbf{S}}_{dip} \mathbf{D}_{2,K+1} \mathbf{C}^{-1} \mathbf{D}_{1,K}^{-1} \tilde{\mathbf{S}}_{SL}^\dagger\|_F \\ &= \rho^{-1} \|(\mathbf{C}^{-1} \mathbf{D}_{1,K}^{-1})_{k,:} \tilde{\mathbf{S}}_{SL}^\dagger \tilde{\mathbf{S}}_{dip} \mathbf{C}^{-1} \tilde{\mathbf{S}}_{SL}^\dagger\|_F \\ &\lesssim \rho^{\lceil k/2 \rceil - 1}. \end{aligned}$$

\square

E. Transferable Belief Model

In this appendix we present some basic definitions from evidence theory. In particular, we shall consider the Transferable Belief Model (TBM), see [30]. This theory doesn't require any underlying probability space.

In the context of dictionary classification, the frame of discernment is usually modeled as a finite set $\mathcal{C} = \{c_1, c_2, \dots, c_N\}$, which is called *dictionary*.

A belief function is a function $\text{bel} : 2^{\mathcal{C}} \rightarrow [0, 1]$ such that:

1. $\text{bel}(\emptyset) = 0$;
2. for all $A_1, A_2, \dots, A_n \in 2^{\mathcal{C}}$,

$$\text{bel}(A_1 \cup A_2 \cup \dots \cup A_n) \geq \sum_i \text{bel}(A_i) - \sum_{i>j} \text{bel}(A_i \cap A_j) - \dots - (-1)^n \text{bel}(A_1 \cap A_2 \cap \dots \cap A_n);$$
(E.1)
3. $\text{bel}(\mathcal{C}) \leq 1$.

A basic belief assignment (BBA) \mathbf{m} is a function $\mathbf{m} : 2^{\mathcal{C}} \rightarrow [0, 1]$ such that

$$\sum_{A \in 2^{\mathcal{C}}} \mathbf{m}(A) = 1.$$

The value $\mathbf{m}(A)$ for $A \in 2^{\mathcal{C}}$ is called the basic belief mass (bbm) given to A . This is a part of the agent's belief that supports A , and that, due to lack of information, does not support any strict subset of A . If $\mathbf{m}(A) > 0$ then A is called focal set. Observe that it is allowed to allocate positive BBM to \emptyset , i.e., $\mathbf{m}(\emptyset) > 0$.

The basic belief assignment (BBA) related to a belief function bel is the function $\mathbf{m} : 2^{\mathcal{C}} \rightarrow [0, 1]$ such that:

$$\begin{aligned} \mathbf{m}(A) &= \sum_{B \in 2^{\mathcal{C}}, \emptyset \neq B \subseteq A} (-1)^{|A|-|B|} \text{bel}(B), \quad \text{for all } A \in 2^{\mathcal{C}}, A \neq \emptyset, \\ \mathbf{m}(\emptyset) &= 1 - \text{bel}(\mathcal{C}). \end{aligned} \tag{E.2}$$

Moreover, there is a one-to-one correspondence between \mathbf{m} and bel via the following formula

$$\text{bel}(A) = \sum_{B \in \mathcal{C}, \emptyset \neq B \subseteq A} \mathbf{m}(B), \quad \text{for all } A \in 2^{\mathcal{C}}, A \neq \emptyset, \tag{E.3}$$

that is, $\text{bel}(A)$ is obtained by summing all BBMs given to subsets $B \in 2^{\mathcal{C}}$ with $B \subseteq A$, and it quantifies the total amount of justified specific support given to A .

Let \mathbf{m}_1 and \mathbf{m}_2 be two BBAs, we define the TBM conjunctive combination of the two as

$$(\mathbf{m}_1 \odot \mathbf{m}_2)(A) = \sum_{B \cap C = A} \mathbf{m}_1(B) \mathbf{m}_2(C). \tag{E.4}$$

In the TBM model, from a decision-making point of view we need to resort to a probability distribution in order to select the most reliable hypothesis in \mathcal{C} . Such function is called *pignistic probability*, and is defined as

$$\text{BetP}(c) = \sum_{A \in \mathcal{C}, c \in A} \frac{m(A)}{|A|}. \quad (\text{E.5})$$

The term *pignistic* stresses the fact that the only purpose of these probabilities is that of forcing a decision.

References

- [1] C. Assad, *Electric field maps and boundary element simulations of electrolocation in weakly electric fish*. PhD thesis, 1997.
- [2] D. Babineau, A. Longtin, and J. Lewis, “Modeling the electric field of weakly electric fish,” *The Journal of experimental biology*, vol. 209, pp. 3636–51, 10 2006.
- [3] R. Budelli and A. Caputi, “The electric image in weakly electric fish: perception of objects of complex impedance,” *Journal of Experimental Biology*, vol. 203, no. 3, pp. 481–492, 2000.
- [4] C. Ling, L. H. Jonathan, K. Rüdiger, and E. N. Mark, “Modeling signal and background components of electrosensory scenes,” *Journal of Comparative Physiology A*, vol. 191, pp. 331–345, 2005.
- [5] M. Maciver, *The computational neuroethology of weakly electric fish: Body modeling, motion analysis, and sensory signal estimation*. PhD thesis, 2001.
- [6] M. MacIver, N. Sharabash, and M. Nelson, “Prey-capture behavior in gymnotid electric fish: Motion analysis and effects of water conductivity,” Mar. 2001.
- [7] B. Rasnow, C. Assad, M. E. Nelson, and J. M. Bower, “Simulation and measurement of the electric fields generated by weakly electric fish,” in *Advances in Neural Information Processing Systems 1* (D. S. Touretzky, ed.), pp. 436–443, Morgan-Kaufmann, 1989.
- [8] G. von der Emde, S. Schwarz, L. Gomez, R. Budelli, and K. Grant, “Electric fish measure distance in the dark,” *Nature*, vol. 395, pp. 890–894, 1998.
- [9] G. von der Emde, “Active electrolocation of objects in weakly electric fish,” *Journal of Experimental Biology*, vol. 202, no. 10, pp. 1205–1215, 1999.
- [10] O. Curet, N. Patankar, G. Lauder, and M. Maciver, “Aquatic manoeuvring with counter-propagating waves: A novel locomotive strategy,” *J. R. Soc. Interface*, vol. 8, pp. 1041–1050, 2011.

- [11] H. Ammari, T. Boulier, and J. Garnier, “Modeling active electrolocation in weakly electric fish,” *SIAM Journal on Imaging Sciences*, vol. 6, no. 1, pp. 285–321, 2013.
- [12] H. Ammari, T. Boulier, J. Garnier, and H. Wang, “Mathematical modelling of the electric sense of fish: the role of multi-frequency measurements and movement,” *Bioinspiration & Biomimetics*, vol. 12, p. 025002, jan 2017.
- [13] H. Ammari, J. Garnier, W. Jing, H. Kang, M. Lim, K. Sølna, and H. Wang, *Mathematical and Statistical Methods for Multistatic Imaging*. Cham: Springer International Publishing, 2013.
- [14] H. Ammari, T. Boulier, J. Garnier, W. Jing, H. Kang, and H. Wang, “Target identification using dictionary matching of generalized polarization tensors,” *Foundations of Computational Mathematics*, vol. 14, pp. 27–62, Feb 2014.
- [15] H. Ammari, T. Boulier, J. Garnier, and H. Wang, “Shape recognition and classification in electro-sensing,” *Proceedings of the National Academy of Sciences*, vol. 111, no. 32, pp. 11652–11657, 2014.
- [16] A. Scapin, “Electro-sensing of inhomogeneous targets,” *Journal of Mathematical Analysis and Applications*, vol. 472, no. 2, pp. 1872 – 1901, 2019.
- [17] L. Xu, A. Krzyzak, and C. Y. Suen, “Methods of combining multiple classifiers and their applications to handwriting recognition,” *IEEE Transactions on Systems, Man, and Cybernetics*, vol. 22, pp. 418–435, May 1992.
- [18] D. Mercier, G. Cron, T. Denoeux, and M. Masson, “Fusion of multi-level decision systems using the transferable belief model,” in *2005 7th International Conference on Information Fusion*, vol. 2, pp. 8 pp.–, July 2005.
- [19] V.-N. Huynh, N. T. Tri, and C. A. Le, “Adaptively entropy-based weighting classifiers in combination using dempster-shafer theory for word sense disambiguation,” *Comput. Speech Lang.*, vol. 24, pp. 461–473, 2010.
- [20] V. Mondjar-Guerra, R. Muoz-Salinas, M. Marn-Jimnez, A. Carmona-Poyato, and R. Medina-Carnicer, “Keypoint descriptor fusion with dempstershafer theory,” *International Journal of Approximate Reasoning*, vol. 60, pp. 57 – 70, 2015.
- [21] P. A. Regalia and M. K. Sanjit, “Kronecker products, unitary matrices and signal processing applications,” *SIAM review*, vol. 31, no. 4, pp. 586–613, 1989.
- [22] A. Marco, J.-J. Martínez, and R. Viaña, “Least squares problems involving generalized kronecker products and application to bivariate polynomial regression,” *Numerical Algorithms*, Sep 2018.
- [23] T. Greville, “Some applications of the pseudoinverse of a matrix,” *SIAM Review*, vol. 2, no. 1, pp. 15–22, 1960.
- [24] P. Smets and R. Kennes, *The Transferable Belief Model*, pp. 693–736. Berlin, Heidelberg: Springer Berlin Heidelberg, 2008.

- [25] J. Zhou, Y. Zhu, X. R. Li, and Z. You, “Variants of the greville formula with applications to exact recursive least squares,” *SIAM Journal on Matrix Analysis and Applications*, vol. 24, no. 1, pp. 150–164, 2002.
- [26] A. Deif, “The generalized inverse of a perturbed singular matrix,” *Zeitschrift Fur Angewandte Mathematik Und Physik - ZAMP*, vol. 34, pp. 291–300, 05 1983.
- [27] H. Wang, “Shape identification in electro-sensing.” <https://github.com/yanncalec/SIES>, 2013.
- [28] P. Regalia and M. Sanjit, “Kronecker products, unitary matrices and signal processing applications,” *SIAM Review*, vol. 31, no. 4, pp. 586–613, 1989.
- [29] A. Ben-Israel, “On error bounds for generalized inverses,” *SIAM Journal on Numerical Analysis*, vol. 3, 12 1966.
- [30] P. Smets, “The nature of the unnormalized beliefs encountered in the transferable belief model,” in *Uncertainty in Artificial Intelligence* (D. Dubois, M. P. Wellman, B. D’Ambrosio, and P. Smets, eds.), pp. 292 – 297, Morgan Kaufmann, 1992.