

Robust nonlinear observer design based on impulsive dissipativity*

A. Schaum^a, P. Feketa^a, T. Meurer^a, J. A. Moreno^b

^a Chair of Automatic Control,
Kiel University, 24148 Kiel, Germany
(e-mail: {alsc,pf,tm}@tf.uni-kiel.de).

^b Instituto de Ingenieria, Universidad Nacional Autonoma de Mexico (UNAM)
Coyoacan, Mexico City, Mexico
(e-mail: {jmorenop@ii.unam.mx})

Abstract

The paper considers the design of a nonlinear dissipative impulsive observer based on non-periodic discrete-time measurements. Sufficient conditions are derived for (i) exponential convergence of the observer in absence of measurement uncertainty, and (ii) input-to-state stability (ISS) with respect to measurement uncertainty, by combining notions from impulsive and dissipative systems theory. The conditions mainly include constraints on the minimum and maximum time between measurements depending on system characteristics, the correction gain and the desired ISS gain. A representative case example is used to illustrate the theoretical assessments.

keywords Dissipativity, impulsive systems, robustness, nonlinear observer design, measurement uncertainty

1 Introduction

Sampled data observer design for nonlinear systems has been extensively studied over the past 50 years. The typical scenario consists in periodic or non-periodic discrete-time measurements for continuous dynamic systems like for the classical continuous-discrete Kalman Filter [1]. A common approach consists in emulating a continuous-time measurement observer using properly chosen time-varying correction terms [2, 3, 4]. A recent study on this approach for nonlinear systems is presented in [5] where some of the previous approaches are generalized and put in the context of input-to-state stability (ISS) [6] with respect to

*Manuscript accepted for publication in the proceedings of the IFAC 24th International Symposium on Mathematical Theory of Networks and Systems (MTNS 2020): Cambridge, UK to take place in 2021

the measurement uncertainty. Besides these approaches also continuous-discrete interval observers in [7, 8], and moving horizon estimation techniques [9] have been proposed to address the problem. An alternative but similar problem set-up consists in so-called Lebesgue measuring, where instead of an analog value a digital flag is set when some state reaches a certain threshold. For linear systems with Lebesgue measurement a thorough analysis is provided e.g. in [10]. Note that the observer in [10] is impulsive in nature and achieves finite-time convergence in the absence of errors. In contrast, the approach e.g. in [5] is based on recovering the behavior of an asymptotically convergent continuous-time observer.

If instead of continuous state correction only instantaneous measurement injection takes place the observer error dynamics is an impulsive dynamical system. Impulsive observer design has recently been analyzed in [11] for a class of bioreactor models, where ISS with respect to the measurement uncertainty was ensured if a maximum time between samples is maintained. In this work the observation error dynamics consists of a cascade of an asymptotically stable continuous system and an impulsive system, which was rendered ISS by the impulsive correction. The problem was solved using ISS Lyapunov functions, see e.g., [12, 13, 14, 15].

In the present work the impulsive observer design in [11] is extended towards a class of nonlinear systems with partial state measurements leading to an interconnected error dynamics with impulsive innovation. The core problem in comparison to [11] resides in the fact that here no cascade structure can be exploited but the maximum time between samples must be adjusted so that the interconnection is exponentially stable in the absence of measurement uncertainty. Furthermore, a condition on a minimum time between measurements is established to ensure ISS with respect to the measurement uncertainty with a prescribed gain. The problem is addressed within the framework of dissipative dynamical systems [16, 17], in particular extending the dissipativity-based observer design for nonlinear systems with continuous measurements [18, 19, 20] to the case of irregularly sampled measurements.

2 Problem formulation

2.1 Observation problem

Consider a nonlinear system of the form

$$\dot{\mathbf{x}} = A\mathbf{x} + \boldsymbol{\psi}(\mathbf{x}), \quad 0 < t \notin \mathbb{T} \quad (1a)$$

$$\mathbf{y}_k = C\mathbf{x}(t_k) + \mathbf{w}_k, \quad k \in \mathbb{N} \quad (1b)$$

with $\mathbf{x} : [0, \infty) \rightarrow \mathbb{R}^n$, $\mathbf{x}(0) = \mathbf{x}_0$, $\boldsymbol{\psi} \in \mathcal{C}^1$ a Lipschitz continuous function, output $\mathbf{y}(t) \in \mathbb{R}^m$ according to the measurement matrix $C \in \mathbb{R}^{m \times n}$ with $\text{rank}(C) = m < n$, $\mathbb{T} = \{t_1, \dots\}$ the set of sampling instants with $\lim_{k \rightarrow \infty} t_k = \infty$ and \mathbf{w}_k a time-varying measurement uncertainty that is not

necessarily gaussian. Additional assumptions on the matrices and functions will be stated in Section 3.

The problem considered here consists in designing an observer with state estimate $\hat{\mathbf{x}}$ based on the sampled measurements so that the estimation error $\mathbf{e} = \hat{\mathbf{x}} - \mathbf{x}$ is ISS with respect to the measurement uncertainty, i.e. there exist functions $\alpha \in \mathcal{KL}$ (positive, monotonically increasing/decreasing) and $\beta \in \mathcal{K}$ (positive, monotonically increasing) such that

$$\|\mathbf{e}(t)\| \leq \alpha(\|\mathbf{e}(0)\|, t) + \beta(\|\mathbf{w}\|_\infty) \quad \forall t \geq 0 \quad (2)$$

with $\|\mathbf{w}\|_\infty = \sup_{k \in \mathbb{N}} \|\mathbf{w}_k\|$ denoting the infinity-norm.

2.2 Notions from dissipativity theory

Following the notion in [16, 21] and further discussed in [22] a system with state \mathbf{x} , input \mathbf{u} and output \mathbf{y} is called dissipative with respect to a supply rate $\omega(\mathbf{y}, \mathbf{u})$ if there exists a storage function $\mathcal{S}(\mathbf{x}) \geq 0$ so that

$$\mathcal{S}(\mathbf{x}(t)) \leq \mathcal{S}(\mathbf{x}(0)) + \int_0^t \omega(\mathbf{y}(\tau), \mathbf{u}(\tau)) d\tau,$$

or if \mathcal{S} is differentiable

$$\frac{d\mathcal{S}}{dt} \leq \omega(\mathbf{y}, \mathbf{u}).$$

In this case the system is called strictly state dissipative with dissipation rate κ , or for short $ssd(\kappa)$, if

$$\frac{d\mathcal{S}}{dt} \leq -\kappa \|\mathbf{x}\|^2 + \omega(\mathbf{y}, \mathbf{u}). \quad (3)$$

For a quadratic supply rate

$$\omega(\mathbf{y}, \mathbf{u}) = \begin{bmatrix} \mathbf{y} \\ \mathbf{u} \end{bmatrix}^\top \begin{bmatrix} Q & S \\ S^\top & R \end{bmatrix} \begin{bmatrix} \mathbf{y} \\ \mathbf{u} \end{bmatrix} \geq 0 \quad (4)$$

the system is called (Q, S, R) - $ssd(\kappa)$ if (3) holds true with ω given by (4).

In the following, $\Sigma(A, B, C)$ denotes a linear system of the form

$$\dot{\mathbf{x}} = A\mathbf{x} + B\mathbf{u} \quad (5a)$$

$$\mathbf{y} = C\mathbf{x} \quad (5b)$$

with vectors and states of appropriate dimension. Considering the quadratic storage function

$$\mathcal{S} = \mathbf{x}^\top \mathbf{x} \quad (6)$$

it follows that $\Sigma(A, B, C)$ is (Q, S, R) - $ssd(\kappa)$ if

$$\begin{bmatrix} A + A^\top + \kappa I & B \\ B^\top & 0 \end{bmatrix} \leq \begin{bmatrix} Q & S \\ S^\top & R \end{bmatrix}. \quad (7)$$

A static, memoryless map $\varphi(\mathbf{u})$ with $\varphi(\mathbf{0}) = \mathbf{0}$ is called (Q, S, R) -dissipative if the associated supply rate in (4) is non-negative, i.e.

$$\omega(\varphi, \mathbf{u}) = \begin{bmatrix} \varphi \\ \nu \end{bmatrix}^\top \begin{bmatrix} Q & S \\ S^\top & R \end{bmatrix} \begin{bmatrix} \varphi \\ \nu \end{bmatrix} \geq 0. \quad (8)$$

3 Impulsive dissipativity-based observer

Consider the following state transformation

$$\mathbf{z}_o = C\mathbf{x}, \quad \mathbf{z}_n = M\mathbf{x}, \quad T = \begin{bmatrix} C \\ M \end{bmatrix}, \quad \det(T) \neq 0, \quad (9)$$

with $M \in \mathbb{R}^{(n-m) \times n}$. Note that by the condition $\text{rank}(C) = m$ and $C \in \mathbb{R}^{m \times n}$ this transformation always exists. The dynamics in the $\mathbf{z} = [\mathbf{z}_o^\top \mathbf{z}_n^\top]^\top$ coordinates reads

$$\dot{\mathbf{z}} = \bar{A}\mathbf{z} + \bar{\psi}(\mathbf{z}), \quad t \notin \mathbb{T} \quad (10a)$$

$$\mathbf{y}_k = \mathbf{z}_o(t_k) + \mathbf{w}_k = \bar{C}\mathbf{z}(t_k) + \mathbf{w}_k, \quad k \in \mathbb{N} \quad (10b)$$

with the matrices

$$\bar{A} = TAT^{-1} = \begin{bmatrix} \bar{A}_o & \bar{A}_{on} \\ \bar{A}_{no} & \bar{A}_n \end{bmatrix}, \quad \bar{C} = CT^{-1} = [I \quad 0] \quad (10c)$$

and $\bar{\psi}(\mathbf{z}) = T\psi(T^{-1}\mathbf{z})$.

The observer is proposed as follows:

$$\dot{\hat{\mathbf{z}}} = \bar{A}\hat{\mathbf{z}} + \bar{\psi}(\hat{\mathbf{z}}), \quad 0 < t \notin \mathbb{T} \quad (11a)$$

$$\hat{\mathbf{z}}_o^+(t_k) = \hat{\mathbf{z}}_o(t_k) - L(\hat{\mathbf{z}}_o(t_k) - \mathbf{y}_k), \quad k \in \mathbb{N} \quad (11b)$$

with diagonal correction gain matrix L . In the sequel it is assumed that the state $\hat{\mathbf{z}}(t)$ is left-continuous and that for all $k \in \mathbb{N}$ there exists the right limit $\hat{\mathbf{z}}^+(t_k) = \lim_{t \downarrow t_k} \hat{\mathbf{z}}(t)$.

For the purpose of analyzing the observer convergence introduce the observation error

$$\boldsymbol{\epsilon} = \hat{\mathbf{z}} - \mathbf{z}, \quad \boldsymbol{\epsilon} = \begin{bmatrix} \boldsymbol{\epsilon}_o \\ \boldsymbol{\epsilon}_n \end{bmatrix} \quad (12)$$

with dynamics

$$\dot{\boldsymbol{\epsilon}} = \bar{A}\boldsymbol{\epsilon} + \tilde{\psi}(\boldsymbol{\epsilon}), \quad 0 < t \notin \mathbb{T} \quad (13a)$$

$$\boldsymbol{\epsilon}_o^+(t_k) = (I - L)\boldsymbol{\epsilon}_o(t_k) + L\mathbf{w}_k, \quad k \in \mathbb{N} \quad (13b)$$

and

$$\tilde{\psi}(\boldsymbol{\epsilon}) = \bar{\psi}(\mathbf{z} + \boldsymbol{\epsilon}) - \bar{\psi}(\mathbf{z}). \quad (13c)$$

The preceding dynamics corresponds to an interconnection of the impulsive system Σ_o and the non-impulsive one Σ_n

$$\Sigma_o : \begin{cases} \dot{\epsilon}_o = \bar{A}_o \epsilon_o + \bar{A}_{on} \epsilon_n + \tilde{\psi}_o(\epsilon), & 0 < t \notin \mathbb{T} \\ \epsilon_o^+(t_k) = (I - L) \epsilon_o(t_k) + L w_k, & k \in \mathbb{N} \end{cases} \quad (14a)$$

$$\Sigma_n : \quad \dot{\epsilon}_n = \bar{A}_{no} \epsilon_o + \bar{A}_n \epsilon_n + \tilde{\psi}_n(\epsilon), t \geq 0. \quad (14b)$$

This interconnection is schematically depicted in Figure 1 where Σ_o stands for the hybrid system (14a) with innovation by measurement injection, and Σ_n for the continuous dynamics (14b) without innovation. Note that in comparison to

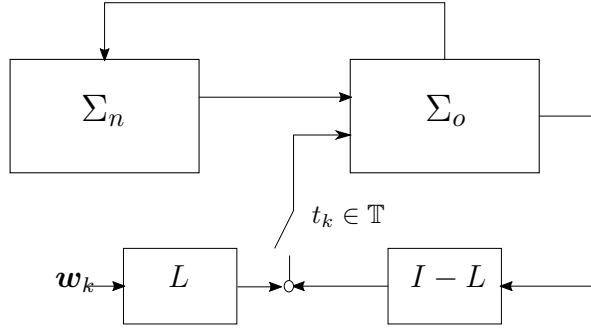


Figure 1: Interconnection of the continuous and impulsive dynamical system given in (14).

the study in [11] here an additional interconnection between the continuous and impulsive dynamics has to be considered.

In the sequel the following assumptions on the functions $\tilde{\psi}_i(\epsilon)$, $i \in \{o, n\}$ are considered.

Assumption 1 For $i \neq j \in \{o, n\}$ the map $\tilde{\psi}_i(\epsilon)$ is (Q_i, S_i, R_i) dissipative with $Q_i \preceq 0$, uniformly with respect to ϵ_j , i.e. for all ϵ_j it holds that

$$\begin{bmatrix} \tilde{\psi}_i \\ \epsilon_i \end{bmatrix}^\top \begin{bmatrix} Q_i & S_i \\ S_i^\top & R_i \end{bmatrix} \begin{bmatrix} \tilde{\psi}_i \\ \epsilon_i \end{bmatrix} \geq 0. \quad (15)$$

The following result for the dynamics (14b) of the unmeasured state ϵ_n is crucial in the following analysis.

Lemma 1 Let Assumption 1 hold true and let $\Sigma(\bar{A}_n, I, I)$ be $(-R_n, -S_n^\top, -Q_n)$ -ssd(κ_n). Then system (14b) with input ϵ_o and output ϵ_n is ssd(κ_n) with respect to the supply rate $\omega_n(\epsilon_n, \epsilon_o) = 2\epsilon_n^\top \bar{A}_{no} \epsilon_o$ and the storage function $\mathcal{S}_n = \|\epsilon_n\|^2 \succ 0$. If in addition $\kappa_n > \lambda_{no}^* = \|\bar{A}_{no}\|$, then the system (14b) is ISS with respect to ϵ_o .

Proof The rate of change of the storage function $\mathcal{S}_n(\epsilon_n)$ is given by

$$\begin{aligned}
\frac{d\mathcal{S}_n}{dt} &= \epsilon_n^\top (\bar{A}_n^\top + \bar{A}_n) \epsilon_n + 2\epsilon_n^\top A_{no} \epsilon_o + 2\epsilon_n^\top \tilde{\psi}_n(\epsilon) \\
&= \begin{bmatrix} \epsilon_n \\ \tilde{\psi}_n \end{bmatrix}^\top \begin{bmatrix} \bar{A}_n^\top + \bar{A}_n & I \\ I & 0 \end{bmatrix} \begin{bmatrix} \epsilon_n \\ \tilde{\psi}_n \end{bmatrix} + 2\epsilon_n^\top \bar{A}_{no} \epsilon_o \\
&\leq -\kappa_n \|\epsilon_n\|^2 + \begin{bmatrix} \epsilon_n \\ \tilde{\psi}_n \end{bmatrix}^\top \begin{bmatrix} -R_i & -S_i^\top \\ -S_i & -R_i \end{bmatrix} \begin{bmatrix} \epsilon_n \\ \tilde{\psi}_n \end{bmatrix} + 2\epsilon_n^\top \bar{A}_{no} \epsilon_o \\
&\leq -\kappa_n \|\epsilon_n\|^2 - \begin{bmatrix} \tilde{\psi}_n \\ \epsilon_n \end{bmatrix}^\top \begin{bmatrix} Q_i & S_i \\ S_i^\top & R_i \end{bmatrix} \begin{bmatrix} \tilde{\psi}_n \\ \epsilon_n \end{bmatrix} + 2\epsilon_n^\top \bar{A}_{no} \epsilon_o \\
&\leq -\kappa_n \|\epsilon_n\|^2 + \omega_n(\epsilon_n, \epsilon_o).
\end{aligned}$$

This shows that (14b) is $ssd(\kappa_n)$ with respect to the supply rate ω_n . Furthermore, with $\lambda_{no}^* = \|\bar{A}_{no}\|$ it holds that

$$2\epsilon_n^\top \bar{A}_{no} \epsilon_o \leq 2\lambda_{no}^* \|\epsilon_n\| \|\epsilon_o\| \leq \lambda_{no}^* (\|\epsilon_n\|^2 + \|\epsilon_o\|^2)$$

and thus

$$\frac{d\mathcal{S}_n}{dt} \leq -(\kappa_n - \lambda_{no}^*) \|\epsilon_n\|^2 + \lambda_{no}^* \|\epsilon_o\|^2.$$

Thus, for $\kappa_n > \lambda_{no}^*$ the function \mathcal{S}_n is an ISS-Lyapunov function [12]. $\square \quad \square$

The following analysis is divided into two steps: first sufficient conditions on the maximum interval between measurements for which the convergence of the observer is ensured are derived for the case that $\mathbf{w}_k = \mathbf{0}$ for all $k \in \mathbb{N}$. Secondly, sufficient conditions for the ISS of the observation error with respect to the measurement uncertainty with a prescribed gain are established in terms of the minimum interval (dwell-time) between measurements.

3.1 Convergence in absence of measurement uncertainty

Lemma 2 *Let Assumption 1 hold true with $Q_o \prec 0$. Then for*

$$\varpi_o > \max_{\lambda \in \sigma(M_o)} \lambda \tag{16}$$

with $M = \bar{A}_o + \bar{A}_o^\top + R_o - (I + S_o^\top)Q_o^{-1}(I + S_o)$ the system $\Sigma(\bar{A}_o, I, I)$ is $(-R_o, -S_o^\top, -Q_o)$ - $ssd(-\varpi_o)$ and the system (14a) with input ϵ_n and output ϵ_o is piecewise $ssd(-\varpi_o)$ with respect to the supply rate $\omega_o = 2\epsilon_o^\top \bar{A}_{on} \epsilon_n$.

Proof By definition $\Sigma(\bar{A}_o, I, I)$ is $(-R_o, -S_o^\top, -Q_o)$ $ssd(-\varpi_o)$ if

$$\begin{bmatrix} \bar{A}_o + \bar{A}_o^\top + R_o - \varpi_o I & I + S_o^\top \\ I + S_o & Q_o \end{bmatrix} \preceq 0.$$

Since by assumption $Q_o \prec 0$ it follows from the Schur complement [23] that this holds true if

$$\bar{A}_o + \bar{A}_o^\top + R_o - \varpi_o I - (I + S_o^\top)Q_o^{-1}(I + S_o) \prec 0,$$

or equivalently if (16) is satisfied. Having ensured this, the piecewise dissipativity property of (14a) with respect to ω_o follows as in the proof of Lemma 1. \square

Remark 1 Note that $\varpi_o \in \mathbb{R}$ in Lemma 2 can be positive and thus (16) can always be satisfied. Nevertheless, $\varpi_o > 0$ corresponds to a negative dissipation. Thus, in contrast to Lemma 1 for the continuous part of Σ_o no ISS property with respect to ϵ_n can be established at this point.

Assumption 2 Motivated by Remark 1 in the sequel it is assumed that (16) is satisfied with $\varpi_o > 0$.

Consider the storage function

$$\mathcal{S}_o(\epsilon_o) = \epsilon_o^\top \epsilon_o = \|\epsilon_o\|^2$$

Note that with Assumption 2 the continuous evolution of \mathcal{S}_o along the solution of (14a) is increasing with time. Anyway, during jumps the error norm $\|\epsilon_o\|$ will be reduced significantly according to (14a) and thus

$$\mathcal{S}_o(\epsilon_o^+(t_k)) = [\epsilon_o(t_k)]^\top (I - L)^\top (I - L) \epsilon_o(t_k) \quad (17)$$

$$\leq (1 - \gamma)^2 \mathcal{S}_o(\epsilon_o(t_k)) \quad (18)$$

where $0 < (1 - \gamma) < 1$ is the maximum eigenvalue of the diagonal matrix $I - L$.

Accordingly, if it is ensured that the maximum increase of \mathcal{S}_o between jumps is smaller than the reduction during jumps, an overall error dissipation can be established and a continuous and differentiable function σ_o can be constructed that bounds $\mathcal{S}_o(\epsilon_o)$ for all $t \geq t_1$. The construction of this function is addressed next, and the different steps are illustrated in Figure 2.

The rate of change of \mathcal{S}_o over the continuous solution parts of (14a) is given by

$$\frac{d\mathcal{S}_o}{dt} = \begin{bmatrix} \epsilon_o \\ \tilde{\psi}_o \end{bmatrix}^\top \begin{bmatrix} \bar{A}_o + \bar{A}_o^\top & I \\ I & 0 \end{bmatrix} \begin{bmatrix} \epsilon_o \\ \tilde{\psi}_o \end{bmatrix} + 2\epsilon_o^\top \bar{A}_{on} \epsilon_n$$

Under the assumptions of Lemma 2 it follows that

$$\frac{d\mathcal{S}_o}{dt} \leq \varpi_o \|\epsilon_o\|^2 + 2\epsilon_o^\top \bar{A}_{on} \epsilon_n.$$

Accordingly, for $t \in [t_{k-1}, t_k)$ it holds that

$$\begin{aligned}
\mathcal{S}_o(\epsilon_o(t)) &\leq e^{\varpi_o(t-t_{k-1})} \mathcal{S}_o(\epsilon_o^+(t_{k-1})) \\
&\quad + 2 \int_{t_{k-1}}^t e^{\varpi_o(t-\tau)} \epsilon_o^\top(\tau) \bar{A}_{on} \epsilon_n(\tau) d\tau \\
&\leq (1-\gamma)^2 e^{\varpi_o(t-t_{k-1})} \mathcal{S}_o(\epsilon_o(t_{k-1})) \\
&\quad + 2 \int_{t_{k-1}}^t e^{\varpi_o(t-\tau)} \epsilon_o^\top(\tau) \bar{A}_{on} \epsilon_n(\tau) d\tau \\
&\leq (1-\gamma)^2 e^{\varpi_o(t-t_{k-1})} \mathcal{S}_o(\epsilon_o(t_{k-1})) \\
&\quad + \int_{t_{k-1}}^t e^{\varpi_o(t-\tau)} 2\lambda_{on}^* \|\epsilon_o(\tau)\| \|\epsilon_n(\tau)\| d\tau
\end{aligned}$$

with $\lambda_{on}^* = \|\bar{A}_{on}\|$. Denote the function on the right-hand side of the preceding inequality as $s_{o,k}$ defined on the interval $[t_{k-1}, t_k]$. Using the variation of constants formula it can be verified that $s_{o,k}$ coincides at $t = t_k$ with the solution of the system

$$\dot{\sigma}_{o,k} = -\kappa_{o,k} \sigma_{o,k} + \beta_k 2\lambda_{on}^* \|\epsilon_o\| \|\epsilon_n\|$$

with initial condition (see Figure 2)

$$\sigma_{o,k}(t_{k-1}) = \begin{cases} \mathcal{S}_o(\epsilon_o(t_1)), & k = 2 \\ s_{o,k-1}(t_{k-1}), & \text{else} \end{cases}$$

and

$$-\kappa_{o,k} = \frac{\ln((1-\gamma)^2)}{t_k - t_{k-1}} + \varpi_o, \quad \beta_k(t) = \left(\frac{1}{(1-\gamma)^2} \right)^{\frac{t_k-t}{t_k-t_{k-1}}}.$$

By construction it holds that $\mathcal{S}_o(\epsilon_o(t)) \leq \sigma_{o,k}(t)$ for all $t \in [t_{k-1}, t_k)$. Note that for

$$T = \max_{k \in \mathbb{N}} (t_k - t_{k-1}) < -\frac{\ln((1-\gamma)^2)}{\varpi_o} \quad (19)$$

it follows that $\kappa_{o,k} > 0$ for all $k \in \mathbb{N}$ since $0 < 1 - \gamma < 1$ holds by assumption. Furthermore, note that T can always be chosen so that (19) holds true. The relation between the function $\mathcal{S}_o(\epsilon_o)$, $s_{o,k}$ and $\sigma_{o,k}$ is illustrated in Figure 2. Finally, under the condition that T satisfies (19), for $t \geq t_1$ it holds that

$$\mathcal{S}_o(\epsilon_o(t)) \leq \sigma_o(t), \quad (20)$$

where σ_o is the solution of

$$\dot{\sigma}_o = -\kappa_o \sigma_o + \beta \lambda_{on}^* \|\epsilon_o\| \|\epsilon_n\| \quad (21a)$$

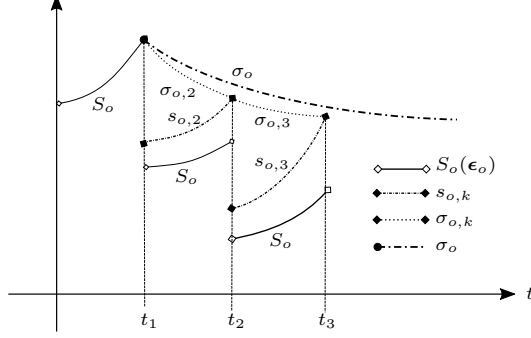


Figure 2: Construction of the bounding function $s_{o,k}$, $\sigma_{o,k}$ and σ_o for a possible evolution of $S_o(\epsilon_o)$.

with initial condition $\sigma_o(t_1) = S_o(\epsilon_o(t_1))$ and

$$\kappa_o = \min_{k \in \mathbb{N}} \kappa_{o,k} = - \left(\frac{\ln((1-\gamma)^2)}{T} + \varpi_o \right) \quad (21b)$$

$$\beta = \max_{k \in \mathbb{N}} \beta_k = \frac{1}{(1-\gamma)^2}. \quad (21c)$$

A sketch of a possible evolution of σ_o is given in Figure 2.

The function σ_o can be used to establish sufficient conditions for the asymptotic convergence of the observer (11) as summarized in the next theorem.

Theorem 1 *Let $\lambda_{on}^* = \|\bar{A}_{on}\|$, $\lambda_{no}^* = \|\bar{A}_{no}\|$. For $w_k = \mathbf{0}$ the observer (11) exponentially converges if the conditions of Lemma 1 and 2 hold true, $t_k - t_{k-1} \leq T_{max}$ with T_{max} given in (19) and for some $\kappa > 0$ and for all $i \in \{o, n\}$ it holds that*

$$\kappa_i > \lambda_{no}^* + \beta \lambda_{on}^* + \kappa. \quad (22)$$

Proof According to the preceding construction of the function σ_o and given (20), if $\sigma_o \rightarrow 0$ then $\|\epsilon_o\| \rightarrow 0$.

Consider the Lyapunov function candidate given by the overall storage function

$$\mathcal{S}(\sigma_o, \epsilon_n) = \sigma_o + \mathcal{S}_n(\epsilon_n) \succ 0. \quad (23)$$

Considering that condition (22) holds true it follows that

$$\begin{aligned}
\frac{d\mathcal{S}}{dt} &\leq -\kappa_o \sigma_o + 2\beta \lambda_{on}^* \|\epsilon_o\| \|\epsilon_n\| \\
&\quad - \kappa_n \|\epsilon_n\|^2 + 2\lambda_{no}^* \|\epsilon_o\| \|\epsilon_n\| \\
&\leq -\kappa_o \sigma_o + \beta \lambda_{on}^* (\|\epsilon_o\|^2 + \|\epsilon_n\|^2) \\
&\quad - \kappa_n \|\epsilon_n\|^2 + \lambda_{no}^* (\|\epsilon_o\|^2 + \|\epsilon_n\|^2) \\
&\leq -\kappa_o \sigma_o + \beta \lambda_{on}^* (\sigma_o + \mathcal{S}_n) \\
&\quad - \kappa_n \mathcal{S}_n + \lambda_{no}^* (\sigma_o + \mathcal{S}_n) \\
&\leq -(\kappa_o - \lambda_{no}^* - \beta \lambda_{on}^*) \sigma_o \\
&\quad - (\kappa_n - \lambda_{no}^* - \beta \lambda_{on}^*) \mathcal{S}_n \\
&\leq -\kappa \mathcal{S}
\end{aligned}$$

implying that $\mathcal{S}(\epsilon(t)) \leq \mathcal{S}(\epsilon(0))e^{-\kappa t}$ and thus the exponential convergence of the observer. \square \square

After the derivation of sufficient conditions for the exponential convergence of the impulsive observer in absence of measurement uncertainty the effect of the impulsive perturbations introduced by this uncertainty is explicitly considered in the following subsection.

3.2 Convergence with measurement uncertainty

Note that in the presence of measurement uncertainty in (14) instead of (21) one has to consider the impulsive system

$$\dot{\sigma}_o = -\kappa_o \sigma_o + \beta \lambda_{on}^* \|\epsilon_o\| \|\epsilon_n\|, \quad t \notin \mathbb{T} \quad (24a)$$

$$\sigma_o^+(t_k) \leq \sigma_o(t_k) + \gamma \|\mathbf{w}_k\|, \quad k \in \mathbb{N}. \quad (24b)$$

For a bounded perturbation the worst increase during jumps is given by

$$\sigma_o^+(t_k) \leq \sigma_o(t_k) + \gamma \|\mathbf{w}\|_\infty, \quad k \in \mathbb{N}. \quad (24c)$$

Accordingly, the dissipation (23) of the interconnected system measured in the storage function \mathcal{S} is given by the impulsive system

$$\dot{\mathcal{S}}(\epsilon(t)) \leq -\kappa \mathcal{S}(\epsilon(t)), \quad t \notin \mathbb{T} \quad (25a)$$

$$\mathcal{S}^+(\epsilon(t_k)) \leq \mathcal{S}(\epsilon(t_k)) + \gamma \|\mathbf{w}\|_\infty, \quad k \in \mathbb{N}. \quad (25b)$$

Given that the measurement uncertainty drives \mathcal{S} away from the origin, a minimum dwell-time condition between impulses, i.e. a minimum interval between measurements has to be established to ensure that the solution will converge into a positively invariant set of prescribed size $\mathcal{S}_{max} = \alpha \|\mathbf{w}\|_\infty$ with $\alpha > \gamma$.

Theorem 2 *Let the conditions of Theorem 1 be satisfied and*

$$T_{min} < t_{k+1} - t_k < T_{max}, \quad k \in \mathbb{N} \quad (26a)$$

with

$$T_{max} = -\frac{\ln((1-\gamma)^2)}{\varpi_o + \kappa + \lambda_{no}^* + \beta\lambda_{on}^*} \quad (26b)$$

$$T_{min} = -\frac{\ln\left(\frac{\alpha-\gamma}{\alpha}\right)}{\kappa}. \quad (26c)$$

Then the observation error dynamics is ISS with respect to the measurement uncertainty with gain $\alpha > \gamma$, and ϵ in (14) converges into the positively invariant set

$$\mathcal{B} = \{\epsilon \in \mathbb{R}^n \mid \|\epsilon\| \leq \sqrt{\alpha\|\mathbf{w}\|_\infty}\}.$$

Proof To ensure convergence of ϵ into the set \mathcal{B} it is sufficient to show that $\mathcal{S}(\epsilon)$ converges into the set $\mathfrak{S} = \{s \in \mathbb{R} \mid 0 \leq s \leq \alpha\|\mathbf{w}\|_\infty\}$ and that this set is positively invariant. For the positive invariance it is sufficient that for $\mathcal{S}(\epsilon(t_{k-1})) = \alpha\|\mathbf{w}\|_\infty$ it follows that $\mathcal{S}(\epsilon(t_k)) + \gamma\|\mathbf{w}\|_\infty \leq \alpha\|\mathbf{w}\|_\infty$, or equivalently

$$\alpha e^{-\kappa(t_k - t_{k-1})} + \gamma \leq \alpha. \quad (27)$$

This is ensured if $t_k - t_{k-1}$ satisfies $t_k - t_{k-1} > T_{min}$ with T_{min} given in (26). This condition also ensures that for $\mathcal{S}(t_{k-1}) > \mathcal{S}_{max}$

$$\mathcal{S}(t_{k-1})e^{-\kappa(t_k - t_{k-1})} + \gamma\|\mathbf{w}\|_\infty < \mathcal{S}(t_{k-1}) \quad (28)$$

implying the attractivity of the set \mathfrak{S} . \square \square Note that in addition to the preceding result one can follow the steps outlined in the construction of the function σ_o in (21) to construct a differentiable function \bar{s} that majorizes $\mathcal{S}(\epsilon)$ so that $\|\epsilon(t)\| \leq \mathcal{S}(\epsilon(t)) \leq \bar{s}(t) \forall t \geq t_1$ and satisfies the ISS relation (2)

$$\dot{\bar{s}} \leq \bar{\alpha}(\bar{s}(t_1), t - t_1) + \bar{\gamma}(\|\mathbf{w}_k\|_\infty) \quad (29)$$

with a class \mathcal{KL} function $\bar{\alpha}$ and a class \mathcal{K} function $\bar{\gamma}$.

4 Illustration example

To illustrate the theoretical observer properties consider

$$\dot{x}_1 = \mu(x_1, x_2), \quad x_1(0) = x_{10} \quad (30a)$$

$$\dot{x}_2 = bx_1 + cx_2, \quad x_2(0) = x_{20} \quad (30b)$$

$$\mu(x_1, x_2) = \frac{x_1 x_2 (x_2 + a)(x_2 - a)}{1 + x_2^4} \quad (30c)$$

$$y_k = x_1(t_k) + w_k, \quad k \in \mathbb{N} \quad (30d)$$

with constants $a, b, c \in \mathbb{R}$ and $c < 0$. Note that due to the non-monotonicity of the function μ with respect to the unmeasured state x_2 it can be easily shown

that even with a continuous measurement of x_1 system (30) is not globally observable and additionally it is not locally observable in all extremal points of $\mu(x_1, \cdot)$. Nevertheless, under the condition $c < 0$ it is detectable for a continuous measurement of x_1 .

The system has three equilibrium points given by

$$x_1 = -\frac{c}{b}x_2, \quad x_2 \in \{-a, 0, a\}$$

with only one being a local attractor and the other two being saddle points (the origin is actually kind of a degenerated saddle point). For the subsequent numerical evaluation the following parameters are considered

$$a = 2, \quad b = 3, \quad c = -1.$$

The phase portrait associated to the vector field is generated using the `streamplot` function of `matplotlib` in PYTHON and is shown in Figure 3 with the three equilibrium points indicated by thick dots. Given the complex dynamics of the

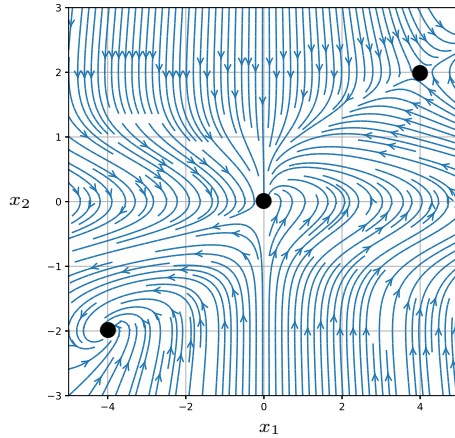


Figure 3: Phase portrait associated to the dynamics (30) with three equilibrium points indicated by the thick dots.

continuous part and the lack of observability, even for continuous measurements, the example represents a challenging task for observer design.

In the following the measurement uncertainty is considered as a uniformly distributed stochastic process truncated on the interval $[-0.1, 0.1]$ and is generated in PYTHON using the `random.uniform` function implemented in the `numpy` package. The continuous part of the dynamics is solved using the `dopri5` method implemented in the `scipy.integrate` package.

In Figure 4 the behavior of a pure simulation without innovation by measurement injection is shown. It can be seen that the observer and system trajectories converge to different equilibrium states and thus the observer does not converge.

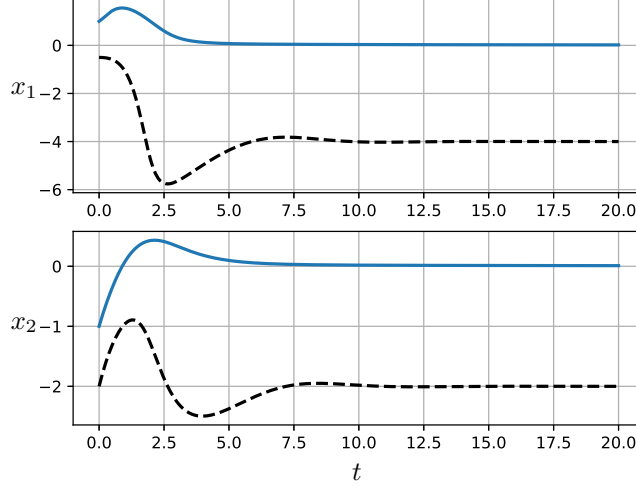


Figure 4: Simulation without innovation by measurement injection.

For the observer parameters

$$L = 0.8, \quad T_{min} = 0.63, \quad T_{max} = 1.09. \quad (31)$$

the conditions of Theorem 2 are met with $\alpha = 3$. The resulting convergence behavior is shown in Figure 5. It can be seen that the observer trajectory (dashed line) converges into the desired neighborhood of the actual system trajectory.

Finally, Figure 6 shows the exponential convergence of the observer in absence of measurement uncertainty.

5 Conclusions

The design of a robust nonlinear dissipative observer with impulsive injection of measurement information subject to bounded measurement perturbations is presented. Sufficient conditions on the minimum and maximum time between measurements are derived in terms of system parameters, correction gain and ISS gain by combining notions and tools from impulsive and dissipative systems theory. The effectiveness of the results is illustrated by numerical simulations.

References

- [1] A. Gelb. *Applied Optimal Estimation*. M.I.T. Press, Cambridge, 1978.
- [2] T. Ahmed-Ali, E. Fridman, F. Giri, L. Burlion, and F. Lamnabhi-Lagarigue. Using exponential time-varying gains for sampled-data stabilization and estimation. *Automatica*, 67:244–251, 2016.

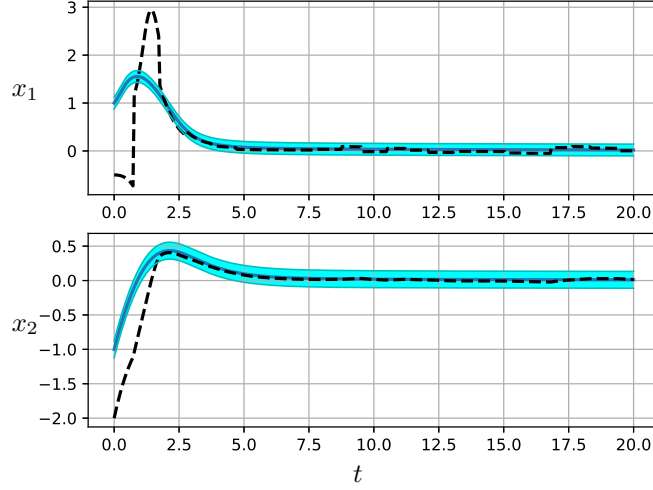


Figure 5: Simulation of the proposed observer (dashed line) in presence of measurement uncertainty. The colored region corresponds to the ISS gain.

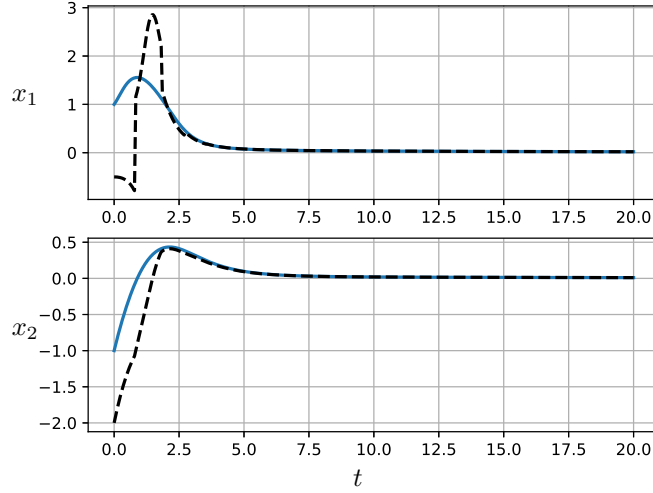


Figure 6: Simulation of the proposed observer (dashed line) in absence of measurement uncertainty.

- [3] F. Deza, E. Busvelle, J. P. Gauthier, and D. Rakotopara. High gain estimation for nonlinear systems. *Systems & Control Letters*, 18, 1992.
- [4] N. Nadri and H. Hammouri. Design of a continuous-discrete observer for state affine systems. *Applied Mathematics Letters*, 16:967–974, 2003.

- [5] I. Karafyllis, T. Ahmed-Ali, and F. Giri. A note on sampled-data observers. *arXiv:1911.07601*, 2019.
- [6] E. D. Sontag. Smooth stabilization implies coprime factorization. *IEEE Trans. Autom. Control*, 34(4):435–443, 1989.
- [7] F. Mazenc and T. N. Dinh. Continuous-discrete interval observers for systems with discrete measurements. In *Proceedings of the Conference on Decision and Control 2013*, pages 787–792, 2013.
- [8] F. Mazenc and T. N. Dinh. Construction of interval observers for continuous-time systems with discrete measurements. *Automatica*, 50:2555–2560, 2014.
- [9] L. Ji, J. B. Rawlings, W. Hu, A. Wynn, and M. Diehl. Robust stability of moving horizon estimation under bounded disturbances. *IEEE Trans. Autom. Control*, 61(11):3509–3514, 2016.
- [10] J. A. Moreno, M. J. Betancur, and M. A. Tamayo. Observation of linear time-invariant systems with Lebesgue sampling. In *Proceedings of the 2010 IEEE ANDESCON*, 2010.
- [11] P. Feketa, A. Schaum, P. Jerono, and T. Meurer. Impulsive observer design for a class of continuous biological reactors. *Proceedings of the 58th IEEE Conference on Decision and Control (CDC) 2019, Nice, France*, 2019.
- [12] E. D. Sontag and Y. Wang. On characterizations of the input-to-state stability property. *Systems & Control Letters*, 24 (5), 1995.
- [13] J. Hespanha, D. Liberzon, and A. Teel. Lyapunov conditions for input-to-state stability of impulsive systems. *Automatica*, 44(11):2735–2744, 2008.
- [14] S. Dashkovskiy A. Mironchenko. Input-to-state stability of nonlinear impulsive systems. *SIAM Journal on Control and Optimization*, 51(3):1962–1987, 2013.
- [15] P. Feketa and N. Bajcinca. On robustness of impulsive stabilization. *Automatica*, 104:48–56, 2019.
- [16] J. C. Willems. Dissipative dynamical systems: Part I - general theory. *Archive for Rational Mechanics and Analysis*, 45 (5):321–351, 1972.
- [17] W. M. Haddad, V. S. Chellaboina, and N. A. Kablar. Non-linear impulsive dynamical systems. part i: Stability and dissipativity. *Int. J. Control*, 74 (17):1631–1658, 2001.
- [18] J. A. Moreno. Observer design for nonlinear systems: A dissipative approach. *Proceedings of the 2nd IFAC Symposium on System, Structure and Control (SSSC2004), Oaxaca, Mexico*, page 735–740, 2004.

- [19] A. Schaum and J.A. Moreno. Dissipativity based observer design for a class of biochemical process models. *2do. Congreso de Computacion, Informatica, Biomedica y Electronica (CONCIBE 2006), Guadalajara, Mexico*, pages 161–166, 2006.
- [20] J. A. Moreno. Observer design for bioprocesses using a dissipative approach. In *Proceedings 17th IFAC World Congress*, pages 15559–15564, 2008.
- [21] J. C. Willems. Dissipative dynamical systems: Part II - linear systems with quadratic supply rates. *Archive for Rational Mechanics and Analysis*, 45 (5):352–393, 1972.
- [22] D. J. Hill and P. Moylan. Dissipative dynamical systems: basic input-output and state properties. *J. Franklin Inst.*, 309 (5):327–357, 1980.
- [23] H. Dym. *Linear algebra in action*. American Mathematical Society, 2007.