

Learning Mixtures of Plackett-Luce Models with Features from Top- l Orders

Zhibing Zhao,¹ Ao Liu,² Lirong Xia²

¹ Microsoft, Bellevue, WA

² Rensselaer Polytechnic Institute, 110 8th Street, Troy, NY 12180
zhaozb08@gmail.com, liua6@rpi.edu, xial@cs.rpi.edu

Abstract

Plackett-Luce model (PL) is one of the most popular models for preference learning. In this paper, we consider PL with features and its mixture models, where each alternative has a vector of features, possibly different across agents. Such models significantly generalize the standard PL, but are not as well investigated in the literature. We extend mixtures of PLs with features to models that generate top- l and characterize their identifiability. We further prove that when PL with features is identifiable, its MLE is consistent with a strictly concave objective function under mild assumptions, by characterizing a bound on root-mean-square-error (RMSE), which naturally leads to a sample complexity bound. Our experiments on synthetic data demonstrate the effectiveness of MLE on PL with features with tradeoffs between statistical efficiency and computational efficiency when l takes different values. Our experiments on real-world data show the prediction power of PL with features and its mixtures.

1 Introduction

Preference learning is a fundamental machine learning problem in a wide range of applications such as discrete choice analysis (McFadden 1973), marketing (Berry et al. 1995), meta-search engines (Dwork et al. 2001), information retrieval (Liu 2009), recommender systems (Baltrunas et al. 2010), crowdsourcing (Chen et al. 2013; Mao et al. 2013), social choice (Azari Soufiani et al. 2012), among many others. Plackett-Luce model (PL) (Plackett 1975; Luce 1959) is one of the most popular statistical models for preference learning due to its interpretability and computational tractability. In the standard PL, each alternative is parameterized by a real number θ such that e^θ represents the alternative’s “quality”. The higher the quality is, the more likely the alternative is ranked higher by an agent.

Extensions of the standard PL has been proposed and studied mostly in three dimensions. The first dimension is *PL with features*, where features of the agents and/or the alternatives are given, and the model is parameterized by the relationship (often linear, see Definition 2) between the features and the quality of the alternatives. Examples include the conditional logit model (McFadden 1973), the BLP model (Berry et al. 1995), and bilinear models (Azari Soufiani et al. 2013; Schäfer and Hüllermeier 2018; Zhao et al. 2018a).

The second dimension is *PL for partial preferences*, where the data consist of partial preferences, often represented by

partial orders over the alternatives. Due to the hardness of tackling general partial orders (Liu et al. 2019), most previous work focused on natural sub-cases, including choice data (Train 2009), top-ranked orders (top- l) (Mollica and Tardella 2017), and pairwise preferences (Hüllermeier et al. 2008). In particular, in a top- l order, the agent reports a linear order over her most-preferred l alternatives. Top- l orders generalize standard PL ($l = m - 1$, where m is the number of alternatives) and choice data ($l = 1$).

The third dimension is *PL mixture models*, where $k \geq 1$ PL models are combined via a *mixing coefficients* $\vec{\alpha} = (\alpha_1, \dots, \alpha_k)$ and each α_i represents the probability that the data is generated from the i -th PL. Mixtures of PLs provide better fitness to data (Tkachenko and Lauw 2016) and are a popular method for clustering (Gormley and Murphy 2008), but they are generally hard to compute and are prone to criticisms on interpretability and trustworthiness due to their (non-)identifiability (Zhao et al. 2016).

While there is a large literature on standard PL and its extensions in each of the three dimensions, little is known about the generalization of PL in all three dimensions simultaneously, i.e. mixtures of PL models with features for partial preferences. The problem is already highly challenging for top- l orders—to the best of our knowledge, only one previous work studied mixtures of PL models with features for top- l orders (Tkachenko and Lauw 2016), where an EM algorithm was proposed yet no theoretical guarantees on the model or the algorithm were given.

Motivated by the lack of theoretical understandings of the general PL extensions and learning algorithms, we ask the following question. **When and how can preference learning be done for (mixtures of) PL with features for top- l orders?**

The question is highly challenging and the answer is not fully known even for many well-studied sub-cases, such as (non-mixture) PL with features for top- l orders and mixtures of standard PL (without features) for linear orders. In this paper, we provide the first answers to the question for PL with features for top- l orders by characterizing their *identifiability*, *consistency*, and *sample complexity* of their MLEs. We also provide the first generic identifiability result for its mixture models.

Identifiability is a fundamental property of statistical models that is important to explainability and trustworthiness of

	features	top- l	mixtures	identifiability	consistency
This work	✓	✓	✓	✓ (Thm. 1, 2, Coro. 1, 2)	✓ (Thm. 4)
(Tkachenko and Lauw 2016)	✓	✓	✓		
(Yildiz et al. 2020)	✓	✓			
(McFadden 1973), (Berry et al. 1995)	✓	top-1		✓	✓
(Grün and Leisch 2008)	✓	top-1		✓	
(Schäfer and Hüllermeier 2018)	✓	linear orders		✓	
(Zhao et al. 2016), (Zhao et al. 2018b), (Zhao and Xia 2019)		linear orders	✓	✓	✓
(Chierichetti et al. 2018)		✓	✓	✓	

Table 1: The model, identifiability, and consistency of this work compared with previous work.

decisions, which are particularly relevant in preference learning scenarios (Gormley and Murphy 2008). Identifiability requires that different parameters of the model lead to different distributions over data. If a model is non-identifiable, then sometimes the explanations of the learned parameters and corresponding decisions can be provably wrong, because there may exist another parameter that fits the data equally well, yet whose explanation and corresponding decisions are completely different. See Example 1 for an illustrative example. Additionally, the identifiability of a model is necessary for any algorithm to be consistent or have finite sample complexity.

Our Contributions. In this paper, we provide the first theoretical characterizations of identifiability for mixtures of $k \geq 1$ PLs with features for top- l orders, denoted by k -PL $_{\mathcal{X}}$ -TO, where \mathcal{X} is the feature matrix. We note that in k -PL $_{\mathcal{X}}$ -TO, each agent submits a top- l order for possibly different l .

Identifiability. We provide necessary and sufficient conditions for PL $_{\mathcal{X}}$ -TO and its special case called the bilinear model, denoted by PL $_{Y,Z}$ -TO, to be identifiable in Theorem 1 and Corollary 1, respectively. Even though k -PL $_{\mathcal{X}}$ -TO is not identifiable for any $k \geq 2$, we provide a sufficient condition in Theorem 2 for a parameter k -PL $_{\mathcal{X}}$ -TO to be identifiable, which leads to the *generically identifiability* of 2-PL $_{\mathcal{X}}$ -TO in Corollary 2. It suggests that identifiability may not be a practical concern if the condition is satisfied.

Strict concavity, consistency, and sample complexity of MLE. We provide a necessary and sufficient condition for the MLE of PL $_{\mathcal{X}}$ -TO to be strictly concave in Theorem 3 and bound on the RMSE of MLE of PL $_{\mathcal{X}}$ -TO in Theorem 4, which implies the consistency of MLE and a sample complexity bound.

Our experiments on synthetic data demonstrate the performance of MLE and the tradeoffs between statistical efficiency and computational efficiency when learning from different top- l preferences for PL $_{\mathcal{X}}$ -TO. For k -PL $_{\mathcal{X}}$ -TO, we propose an EM algorithm and show the prediction power of different configurations of k -PL $_{\mathcal{X}}$ -TO.

Related Work and Discussions. Table 1 summarizes related works on PL and its extensions that are close to ours. As discussed above, there is a large literature on PL and its

extensions in each of the three dimensions, yet no theoretical result is known even for the special non-mixture case PL $_{\mathcal{X}}$ -TO for top- l orders in general. (Tkachenko and Lauw 2016) is the only previous work we are aware of that tackles k -PL $_{\mathcal{X}}$ -TO, which does not provide theoretical guarantees. Even for PL $_{\mathcal{X}}$ -TO, we are only aware of another recent paper (Yildiz et al. 2020), which proposed an ADMM-based algorithm for computing the MLE, but it is unclear whether their algorithm converges to the ground truth because the consistency of MLE was unknown, which is a direct corollary of Theorem 4. To the best of our knowledge, our identifiability results (Theorems 1, 2, Corollaries 1, 2) and the RMSE bound (Theorem 4) are the first for (k) -PL $_{\mathcal{X}}$ -TO even for linear orders ($l = m - 1$).

Mixtures of PLs with features for choice data (top-1) are well studied and can be dated back to the classical conditional logit model (McFadden 1973) and the BLP model (Berry et al. 1995). PL with bilinear features, which is a special case of PL $_{\mathcal{X}}$ -TO, has been studied in the literature (Azari Soufiani et al. 2013; Schäfer and Hüllermeier 2018; Zhao et al. 2018a). There is a large literature on standard PL (without features) and its mixture models (Hunter 2004; Soufiani et al. 2013; Negahban et al. 2017; Maystre and Grossglauser 2015; Khetan and Oh 2016; Zhao and Xia 2018; Gormley and Murphy 2008; Oh and Shah 2014; Zhao et al. 2016; Chierichetti et al. 2018; Zhao and Xia 2019; Liu et al. 2019). Our setting is more general.

Recently, Schäfer and Hüllermeier (2018, Proposition 1) provided a sufficient condition for (non-mixture) PL with bilinear features to be identifiable. However, their result is flawed due to the missing conditions on the ranks of feature matrices. See Example 3 for more details. Our Corollary 1 provides a necessary and sufficient condition for the identifiability of more general models. Zhao et al. (2016) characterized the conditions on k (the number of components in the mixture model) and m (the number of alternatives) for mixtures of standard PLs to be (non-)identifiable. Zhao and Xia (2019) characterized (non-)identifiability of mixtures of PLs (without features) for structured partial orders. Grün and Leisch (2008) characterized conditions for mixtures of multinomial logit models to be identifiable. These results do not subsume our results because the model studied in this

paper is more general.

Consistency of MLE was proven for the conditional logit model (McFadden 1973) assuming that each agent provides multiple choice data. Or equivalently, agents with the same features are repeatedly observed. This assumption may not hold in the big data era, where the feature space can be extremely large and it is unlikely that agents would have identical features. Our proof of the RMSE bound on MLE, which implies consistency, tackles exactly this case and is inspired by the proof of (Khetan and Oh 2016, Theorem 8) for standard (non-mixture) PL. Unlike the standard PL where the Hessian matrix is negative semidefinite with at least one zero eigenvalue (Khetan and Oh 2016), the Hessian matrix of the model studied in this paper does not have zero eigenvalues. Due to this difference, the techniques in proving the sample complexity bound in (Khetan and Oh 2016) cannot be directly extended to our setting.

2 Preliminaries

Let $\mathcal{A} = \{a_1, \dots, a_m\}$ denote the set of m alternatives. Let $\{1, \dots, n\}$ denote the set of n agents. Given an agent j , each alternative is characterized by a column vector of $d \geq 1$ features $\vec{x}_{ji} \in \mathbb{R}^d$. For any $r = 1, \dots, d$, let $x_{ji,r}$ denote the r th feature of \vec{x}_{ji} . A linear order, which is a transitive, antisymmetric, and total binary relation, is denoted by $R = a_{i_1} \succ \dots \succ a_{i_m}$, where $a_{i_1} \succ a_{i_2}$ means that the agent prefers a_{i_1} over a_{i_2} . Let $\mathcal{L}(\mathcal{A})$ denote the set of all linear orders. A ranked top- l (top- l for short) order has the form $O = a_{i_1} \succ a_{i_2} \dots \succ a_{i_l} \succ \text{others}$. It is easy to see that a linear order is a special top- l order with $l = m - 1$. Let $\mathcal{T}(\mathcal{A})$ denote the set of all top- l orders for all $l \in \{1, 2, \dots, m - 1\}$.

Definition 1 (Plackett-Luce model (PL)). *The parameter space is $\Theta = \mathbb{R}^m$. The sample space is $\mathcal{L}(\mathcal{A})^n$. Given a parameter $\vec{\theta} \in \Theta$, the probability of any linear order $R = a_{i_1} \succ a_{i_2} \dots \succ a_{i_m}$ is $\Pr_{PL}(R|\vec{\theta}) = \prod_{p=1}^{m-1} \frac{\exp(\theta_{i_p})}{\sum_{q=p}^m \exp(\theta_{i_q})}$.*

It follows that the marginal probability for any top- l order $R = a_{i_1} \succ a_{i_2} \dots \succ a_{i_l} \succ \text{others}$ is $\Pr_{PL}(R|\vec{\theta}) = \prod_{p=1}^l \frac{\exp(\theta_{i_p})}{\sum_{q=p}^m \exp(\theta_{i_q})}$. In the literature, a normalization constraint on $\vec{\theta}$, e.g. $\sum_i \theta_i = 0$, is often required to make the model identifiable. In this paper we do not put such a constraint since it is more convenient to extend the current definition to PL with features.

Let $X_j = [\vec{x}_{j1}, \dots, \vec{x}_{jm}] \in \mathbb{R}^{d \times m}$ denote the feature matrix for agent j , and let $\mathcal{X} = [X_1, \dots, X_n] \in \mathbb{R}^{d \times mn}$ denote the feature matrix that concatenates the features for all agents. The Plackett-Luce model with features is defined as follows.

Definition 2 (Plackett-Luce model with features (PL $_{\mathcal{X}}$)). *Let $\mathcal{X} \in \mathbb{R}^{d \times mn}$ denote a feature matrix. The parameter space is $\Theta = \mathbb{R}^d$. The sample space is $\mathcal{L}(\mathcal{A})^n$. For any parameter $\vec{\beta} \in \Theta$, the probability of any linear order $R_j = a_{i_1} \succ a_{i_2} \dots \succ a_{i_m}$ given by agent j is $\Pr_{PL_{\mathcal{X}}}(R_j|\vec{\beta}) = \prod_{p=1}^{m-1} \frac{\exp(\vec{\beta} \cdot \vec{x}_{ji_p})}{\sum_{q=p}^m \exp(\vec{\beta} \cdot \vec{x}_{ji_q})}$.*

We note that *all feature matrices are assumed given, i.e., not part of the parameter of any model in this paper*. PL with bilinear features (Azari Soufiani et al. 2013) is a special case of PL $_{\mathcal{X}}$, where each agent $j \in \{1, \dots, n\}$ is characterized by a column feature vector $\vec{y}_j \in \mathbb{R}^L$ and each alternative $a_i \in \mathcal{A}$ is characterized by a column feature vector $\vec{z}_i \in \mathbb{R}^K$. We note that for any $i \in \{1, \dots, m\}$, \vec{z}_i is the same across all agents. Let $Y = [\vec{y}_1, \dots, \vec{y}_n] \in \mathbb{R}^{L \times n}$ denote the agent feature matrix and $Z = [\vec{z}_1, \dots, \vec{z}_m] \in \mathbb{R}^{K \times m}$ denote the alternative feature matrix. PL with bilinear features is defined as follows.

Definition 3 (Plackett-Luce model with bilinear features PL $_{Y,Z}$). *Let $Y \in \mathbb{R}^{L \times n}$ denote an agent feature matrix and let $Z \in \mathbb{R}^{K \times m}$ denote an alternative feature matrix. The parameter space consists of matrices $\Theta = \mathbb{R}^{L \times K}$. The sample space is $\mathcal{L}(\mathcal{A})^n$. Given a parameter $B \in \Theta$, the probability of any linear order $R_j = a_{i_1} \succ a_{i_2} \dots \succ a_{i_m}$ given by agent j is $\Pr_{PL_{Y,Z}}(R_j|B) = \prod_{p=1}^{m-1} \frac{\exp(\vec{z}_{i_p}^\top B \vec{y}_{j_p})}{\sum_{q=p}^m \exp(\vec{z}_{i_q}^\top B \vec{y}_{j_q})}$.*

PL $_{Y,Z}$ can be viewed as a special case of PL $_{\mathcal{X}}$ by letting $\mathcal{X} = Y \otimes Z$ and vectorizing B accordingly. Before defining mixtures of PL with features, we recall the definition of mixtures of PL as follows.

Definition 4 (k -PL). *For any $k \geq 1$, the mixture of k Plackett-Luce models is defined as follows. The sample space is $\mathcal{L}(\mathcal{A})^n$. The parameter space has two parts. The first part is the mixing coefficients $\vec{\alpha} = (\alpha_1, \dots, \alpha_k)$ with $\vec{\alpha} \geq 0$ and $\vec{\alpha} \cdot \vec{1} = 1$. The second part is $(\vec{\theta}^{(1)}, \dots, \vec{\theta}^{(k)})$, where $\vec{\theta}^{(r)} \in \Theta$ is the parameter of the r -th PL component. The probability of any linear order R is $\Pr_{k\text{-PL}}(R|\vec{\theta}) = \sum_{r=1}^k \alpha_r \Pr_{PL}(R|\vec{\theta}^{(r)})$.*

The mixture of k Plackett-Luce models with features is therefore defined as follows.

Definition 5 (Mixtures of k Plackett-Luce models with features (k -PL $_{\mathcal{X}}$)). *Let $\mathcal{X} \in \mathbb{R}^{d \times mn}$ denote the feature matrix. The parameter space Θ has two parts. The first part is the vector of mixing coefficients $\vec{\alpha} = (\alpha_1, \alpha_2, \dots, \alpha_k)$ and the second part is $(\vec{\beta}^{(1)}, \vec{\beta}^{(2)}, \dots, \vec{\beta}^{(k)})$, where for $r = 1, \dots, k$, $\vec{\beta}^{(r)} = \{\beta_i^{(r)} | 1 \leq i \leq d\}$. The sample space is $\mathcal{L}(\mathcal{A})^n$. Given a parameter $\vec{\theta} \in \Theta$, the probability of any linear order $R_j = [a_{i_1} \succ a_{i_2} \dots \succ a_{i_m}]$ given by agent j is $\Pr_{k\text{-PL}(\mathcal{X})}(R_j|\vec{\theta}) = \sum_{r=1}^k \alpha_r \Pr_{PL_{\mathcal{X}}}(R_j|\vec{\beta}^{(r)})$.*

PL $_{\mathcal{X}}$ can be viewed as a special case of k -PL $_{\mathcal{X}}$ where $k = 1$. We recall the definition of identifiability of statistical models as follows.

Definition 6 (Identifiability). *Let $\mathcal{M} = \{\Pr(\cdot|\vec{\theta}) : \vec{\theta} \in \Theta\}$ be a statistical model, where Θ is the parameter space and $\Pr(\cdot|\vec{\theta})$ is the distribution over the sample space associated with $\vec{\theta} \in \Theta$. We say that a parameter $\vec{\theta} \in \Theta$ is identifiable in \mathcal{M} , if for any $\vec{\gamma} \in \Theta$ with $\vec{\gamma} \neq \vec{\theta}$, we have $\Pr(\cdot|\vec{\theta}) \neq \Pr(\cdot|\vec{\gamma})$. \mathcal{M} is identifiable if all its parameters are identifiable.*

The following example shows that non-identifiability of a model can lead to unavoidable untrustworthy interpretations and decisions.

Example 1. Suppose an automobile manufacturer is using $\text{PL}_{Y,Z}$ to learn consumers' preferences over car models. For simplicity suppose there are two agents $\{1, 2\}$ and two alternatives (car models) $\{a_1, a_2\}$. $Y = [y_1, y_2] = [0.5, 1]$, where each agent is represented by her normalized income (0.5 for the first agent and 1 for the second agent). $Z = [\bar{z}_1, \bar{z}_2] = \begin{bmatrix} 0.6 & 1 \\ 0.2 & 0.5 \end{bmatrix}$, where each car is represented by its normalized price (0.6 for the first car and 1 for the second car) and its normalized miles per gallon (0.2 for the first car and 0.5 for the second car).

Let $B = [-1, 8/3]^\top$ and $B' = [1, 0]^\top$. We show that B and B' correspond to exactly the same distribution over the two agents' preferences. In fact, it is not hard to verify that $\bar{z}_1^\top B y_1 - \bar{z}_2^\top B y_1 = \bar{z}_1^\top B' y_1 - \bar{z}_2^\top B' y_1 = -0.2$ and $\bar{z}_1^\top B y_2 - \bar{z}_2^\top B y_2 = \bar{z}_1^\top B' y_2 - \bar{z}_2^\top B' y_2 = -0.4$. Therefore, $\Pr_{\text{PL}_{Y,Z}}(R_1 = a_1 \succ a_2 | B) = \frac{1}{1 + \exp(\bar{z}_2^\top B y_1 - \bar{z}_1^\top B y_1)} = \frac{1}{1 + \exp(\bar{z}_2^\top B' y_1 - \bar{z}_1^\top B' y_1)} = \Pr_{\text{PL}_{Y,Z}}(R_1 = a_1 \succ a_2 | B')$. Other probabilities can be calculated similarly.

Therefore, it is impossible for any statistical method to distinguish B from B' . This may not be a big concern if the company uses the learned model to predict the preferences of new customers, as both B and B' would give the same prediction. However, the first components of B and B' have opposite interpretations. The first component of B being positive is often interpreted as the existence of a negative correlation between an agent's income and the car's price, i.e. richer people prefer cheaper cars. The interpretation of the first component of B' is on the opposite. This makes the interpretation and any decision based on it untrustworthy. \square

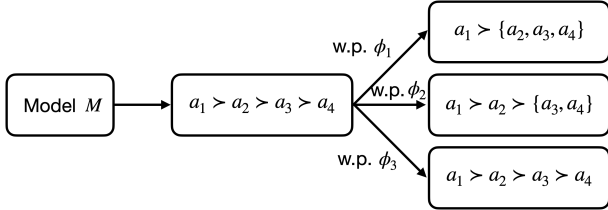


Figure 1: Illustration of model M-TO with the parameter $\vec{\phi}$, where M is a model that generates linear orders. M-TO allows users to report top- l orders of different l 's.

3 Models and Their Identifiability for Top- l Orders

Modeling and learning from different partial orders is desirable in the scenarios where users provide different structures of partial orders (Zhao and Xia 2019). Following Zhao and Xia (2019), we extend $\text{PL}_{\mathcal{X}}$ to a model that generates top- l partial orders by introducing a new parameter $\vec{\phi} = (\phi_1, \dots, \phi_{m-1})$, where $\sum_{i=1}^{m-1} \phi_i = 1$. $\vec{\phi}$ can be viewed as a distribution over $\{1, 2, \dots, m-1\}$ that represents the probability for the agent to report a top- l order, where $1 \leq l \leq m-1$. Any model defined in the previous section can be extended to a model that generates a top- l order R with probability $\Pr_{\mathcal{M}\text{-TO}}(R | \vec{\theta}, \vec{\phi}) = \phi_l \Pr_{\mathcal{M}}(R | \vec{\theta})$, as

is illustrated in Figure 1. For example, $\text{PL}_{\mathcal{X}}$ can be extended to $\text{PL}_{\mathcal{X}\text{-TO}}$, formally defined as follows.

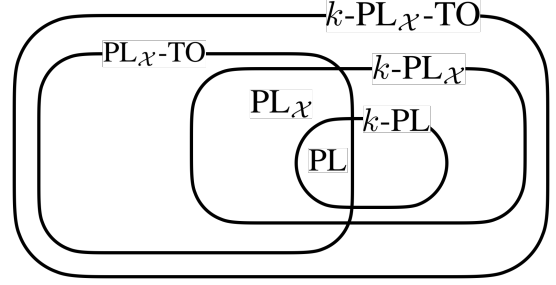


Figure 2: Relations between models in this paper in Venn diagram. $k\text{-PL}_{\mathcal{X}\text{-TO}}$ is the most general model, subsuming all the other models. The two largest submodels of $k\text{-PL}_{\mathcal{X}\text{-TO}}$ are $\text{PL}_{\mathcal{X}\text{-TO}}$ and $k\text{-PL}_{\mathcal{X}}$, whose intersection is $\text{PL}_{\mathcal{X}}$. PL is the smallest model in this diagram, lying at the intersection of $\text{PL}_{\mathcal{X}}$ and $k\text{-PL}$.

Definition 7 ($\text{PL}_{\mathcal{X}\text{-TO}}$). Let $\mathcal{X} \in \mathbb{R}^{d \times mn}$ denote the feature matrix. The parameter space is $\Theta = \mathbb{R}^d \times \{\vec{\phi} \in \mathbb{R}_{\geq 0}^{m-1} : \vec{\phi} \cdot \vec{1} = 1\}$. The sample space is $\mathcal{T}(\mathcal{A})^n$. Given a parameter $(\vec{\beta}, \vec{\phi})$, the probability of any top- l order $O_j = a_{i_1} \succ a_{i_2} \succ \dots \succ a_{i_l} \succ \text{others}$ given by agent j is $\Pr_{\text{PL}_{\mathcal{X}\text{-TO}}}(O_j | \vec{\beta}, \vec{\phi}) = \phi_l \Pr_{\text{PL}_{\mathcal{X}}}(O_j | \vec{\beta})$, where $\Pr_{\text{PL}_{\mathcal{X}}}(O_j | \vec{\beta})$ is the marginal probability of O_j under $\text{PL}_{\mathcal{X}}$ given $\vec{\beta}$.

Again, \mathcal{X} is assumed given and not part of the parameter of $\text{PL}_{\mathcal{X}\text{-TO}}$. $\text{PL}_{\mathcal{X}}$ is a submodel of $\text{PL}_{\mathcal{X}\text{-TO}}$ (where $\phi_{m-1} = 1$). $\text{PL}_{Y,Z}\text{-TO}$ and $k\text{-PL}_{\mathcal{X}\text{-TO}}$ can be defined similarly, see Appendix A for their formal definitions. The relations between different models mentioned in this paper are shown in the Venn diagram in Figure 2 ($\text{PL}_{Y,Z}$ and $\text{PL}_{Y,Z}\text{-TO}$ are omitted for simplicity).

As was illustrated in Example 1, identifiability is important if one wants to interpret the learned parameter. For the rest of this section, we focus on identifiability of $\text{PL}_{\mathcal{X}\text{-TO}}$ and $k\text{-PL}_{\mathcal{X}\text{-TO}}$.

To characterize the identifiability of PL extensions with features, for each $j \leq n$, we first define agent j 's normalized feature matrix, denoted by $\text{norm}(X_j)$.

$$\text{norm}(X_j) = [\vec{x}_{j2} - \vec{x}_{j1}, \vec{x}_{j3} - \vec{x}_{j1}, \dots, \vec{x}_{jm} - \vec{x}_{j1}]. \quad (1)$$

We then define the d -by- $(m-1)n$ normalized feature matrix, denoted by $\text{Norm}(\mathcal{X})$, as follows.

$$\text{Norm}(\mathcal{X}) = [\text{norm}(X_1), \text{norm}(X_2), \dots, \text{norm}(X_n)] \quad (2)$$

In words, \mathcal{X} is normalized by using the feature vector of a_1 as the baseline. Our results still hold if another alternative is used as the baseline. We now present our first identifiability theorem.

Theorem 1. For any \mathcal{X} , $\text{PL}_{\mathcal{X}\text{-TO}}$ is identifiable if and only if $\text{Norm}(\mathcal{X})$ has full row rank.

Proof of Theorem 1: We first show that the $\vec{\phi}$ part is always identifiable because different $\vec{\phi}$ parameters lead to different distributions over top- l structures. Then we prove the

theorem for the $\vec{\beta}$ part by analyzing the events of top choices over a subset of alternatives, observing that the probability of any top- l order is the product of several probabilities of top choices over a subset of alternatives.

Formally, the $\vec{\phi}$ parameter is always identifiable because for any different $\vec{\phi}$, the distribution of structures will be different, which contradicts the definition of identifiability. We only need to prove that $\vec{\beta}$ parameter is identifiable.

“if” direction. It is not hard to see that if $\vec{\beta}$ is identifiable under the case where $\phi_1 = 1$ and $\phi_l = 0$ for all $l \geq 2$ (the model generates top-1 orders only), $\vec{\beta}$ is identifiable for all any appropriate $\vec{\phi}$. So we focus on the $\phi_1 = 1$ case. For the purpose of contradiction suppose $\vec{\beta}$ parameter is not identifiable. There exist $\vec{\beta}^{(1)} \neq \vec{\beta}^{(2)}$ leading to the same distribution over top-1 orders. Then for any j and any $i_1 \neq i_2$, we have $\frac{\exp(\vec{\beta}^{(1)} \cdot \vec{x}_{ji_1})}{\sum_{i=1}^m \exp(\vec{\beta}^{(1)} \cdot \vec{x}_{ji})} = \frac{\exp(\vec{\beta}^{(2)} \cdot \vec{x}_{ji_1})}{\sum_{i=1}^m \exp(\vec{\beta}^{(2)} \cdot \vec{x}_{ji})}$ and $\frac{\exp(\vec{\beta}^{(1)} \cdot \vec{x}_{ji_2})}{\sum_{i=1}^m \exp(\vec{\beta}^{(1)} \cdot \vec{x}_{ji})} = \frac{\exp(\vec{\beta}^{(2)} \cdot \vec{x}_{ji_2})}{\sum_{i=1}^m \exp(\vec{\beta}^{(2)} \cdot \vec{x}_{ji})}$. This simplifies to

$$\frac{\exp(\vec{\beta}^{(1)} \cdot \vec{x}_{ji_1})}{\exp(\vec{\beta}^{(1)} \cdot \vec{x}_{ji_2})} = \frac{\exp(\vec{\beta}^{(2)} \cdot \vec{x}_{ji_1})}{\exp(\vec{\beta}^{(2)} \cdot \vec{x}_{ji_2})}, \quad (3)$$

which further simplifies to $\exp(\vec{\beta}^{(1)}(\vec{x}_{ji_1} - \vec{x}_{ji_2})) = \exp(\vec{\beta}^{(2)}(\vec{x}_{ji_1} - \vec{x}_{ji_2}))$, and therefore $(\vec{\beta}^{(1)} - \vec{\beta}^{(2)})(\vec{x}_{ji_1} - \vec{x}_{ji_2}) = 0$.

By Lemma 2 (see Appendix D.1), $d > \text{rank}(\text{Norm}(\mathcal{X}))$, which is a contradiction.

“only if” direction. For the purpose of contradiction suppose $d > \text{rank}(\text{Norm}(\mathcal{X}))$. By Lemma 2 (see Appendix D.1), there exists $\vec{\beta}^{(1)} \neq \vec{\beta}^{(2)}$, s.t. for any $j \in \{1, \dots, n\}$ and any $i_1, i_2 \in \{1, \dots, m\}$ where $i_1 \neq i_2$, $(\vec{\beta}^{(1)} - \vec{\beta}^{(2)})(\vec{x}_{ji_1} - \vec{x}_{ji_2}) = 0$. This implies (3). Now we focus on an event E , which is selecting an alternative a_i from a subset of alternatives \mathcal{A}' where $a_i \in \mathcal{A}'$. Due to (3), for any alternative $a_{i'} \in \mathcal{A}'$ and $a_{i'} \neq a_i$,

$$\frac{\exp(\vec{\beta}^{(1)} \cdot \vec{x}_{ji})}{\exp(\vec{\beta}^{(1)} \cdot \vec{x}_{ji'})} = \frac{\exp(\vec{\beta}^{(2)} \cdot \vec{x}_{ji})}{\exp(\vec{\beta}^{(2)} \cdot \vec{x}_{ji'})}$$

It's not hard to see

$$\frac{\exp(\vec{\beta}^{(1)} \cdot \vec{x}_{ji})}{\sum_{a_{i'} \in \mathcal{A}'} \exp(\vec{\beta}^{(1)} \cdot \vec{x}_{ji'})} = \frac{\exp(\vec{\beta}^{(2)} \cdot \vec{x}_{ji})}{\sum_{a_{i'} \in \mathcal{A}'} \exp(\vec{\beta}^{(2)} \cdot \vec{x}_{ji'})}$$

which indicates $\Pr_{\text{PL}\mathcal{X}}(E|\vec{\beta}^{(1)}) = \Pr_{\text{PL}\mathcal{X}}(E|\vec{\beta}^{(2)})$, where E can be any top-1 order over any subset of alternatives. Then it is easy to see that for any top- l order O , we have $\Pr_{\text{PL}\mathcal{X}\text{-TO}}(O|\vec{\beta}^{(1)}) = \Pr_{\text{PL}\mathcal{X}\text{-TO}}(O|\vec{\beta}^{(2)})$ by definition of $\text{PL}\mathcal{X}\text{-TO}$. The model is not identifiable, which is a contradiction. ■

Example 2. Consider a $\text{PL}\mathcal{X}$ (a special case of $\text{PL}\mathcal{X}\text{-TO}$), whose feature matrix \mathcal{X} has three rows \vec{r}_1 , \vec{r}_2 , and \vec{r}_3 , where $\vec{r}_1 + \vec{r}_2 = \vec{r}_3$. Therefore, $\text{Norm}(\mathcal{X})$ does not have full row rank. Let $\vec{\beta} = [\beta_1, \beta_2, \beta_3]^\top$ be the ground truth parameter. We construct $\vec{\beta}' = [\beta_1 + \beta_3, \beta_2 + \beta_3, 0]^\top$. Then it is easy to see $\vec{\beta}^\top \cdot \mathcal{X} = \vec{\beta}'^\top \cdot \mathcal{X}$, which further means for any order R ,

we have $\Pr_{\text{PL}\mathcal{X}}(R|\vec{\beta}) = \Pr_{\text{PL}\mathcal{X}}(R|\vec{\beta}')$ by Definition 2. This means this $\text{PL}\mathcal{X}$ is not identifiable.

Theorem 1 can be applied to characterize the identifiability for PL with bilinear features as in the following corollary.

Corollary 1. For any model $\text{PL}_{Y,Z}\text{-TO}$, where $Y \in \mathbb{R}^{L \times n}$ and $Z \in \mathbb{R}^{K \times m}$, $\text{PL}_{Y,Z}\text{-TO}$ is identifiable if and only if both Y and $\text{norm}(Z)$ have full row rank.

Corollary 1 is proved by converting $\text{PL}_{Y,Z}\text{-TO}$ to $\text{PL}\mathcal{X}\text{-TO}$ with $\mathcal{X} = Y \otimes Z$. The formal proof can be found in Appendix D.2.

The full row rank condition in Theorem 1 and Corollary 1 is mild as long as n is not too small, which is the case in many real-world applications. For example, the full row rank condition holds on the sushi dataset used in our real-world experiment. In Appendix C.3, we show that the probability of violating the full row rank condition becomes very small when sampling $n = 10$ agents from the sushi dataset, and this probability decays exponentially as n increases.

In the next example, we show that the sufficient conditions for $\text{PL}_{Y,Z}\text{-TO}$ to be identifiable by Schäfer and Hüllermeier (2018, Proposition 1) is unfortunately flawed.

Example 3. Continuing Example 1, it is not hard to verify that no agent feature or alternative feature is a constant, which implies that $\text{PL}_{Y,Z}$ is identifiable according to (Schäfer and Hüllermeier 2018, Proposition 1). However, as we showed in Example 1, $\text{PL}_{Y,Z}$ is not identifiable. It's easy to see that $\text{norm}(Z)$ has two rows but only one column, which does not have full row rank.

Identifiability of mixtures of PLs with features is at least as challenging as the identifiability of mixtures of standard PLs, which is still an open problem for any $k \geq 3$. In the following theorem, we provide a sufficient condition for a parameter in $k\text{-PL}\mathcal{X}\text{-TO}$ to be identifiable.

Theorem 2. If $k\text{-PL}$ is identifiable, then for any \mathcal{X} such that $\text{Norm}(\mathcal{X})$ has full row rank, any parameter $(\vec{\alpha}, \vec{\beta}, \vec{\phi})$ with $\phi_{m-1} > 0$ is identifiable in $k\text{-PL}\mathcal{X}\text{-TO}$.

The proof is done by contradiction. Suppose $(\vec{\alpha}, \vec{\beta}, \vec{\phi})$ with $\phi_{m-1} > 0$ is not identifiable in $k\text{-PL}\mathcal{X}\text{-TO}$ but $\text{Norm}(\mathcal{X})$ has full row rank. Then, we can construct a non-identifiable parameter for $k\text{-PL}$, which contradicts the assumption that $k\text{-PL}$ is identifiable. The formal proof can be found in Appendix D.3. Notice that the parameters with $\phi_{m-1} = 0$ has 0 Lebesgue measure. Combining Theorem 2 and (Zhao et al. 2016, Theorem 2), we have the following corollary.

Corollary 2. For any \mathcal{X} such that $\text{Norm}(\mathcal{X})$ has full row rank, $2\text{-PL}\mathcal{X}\text{-TO}$ over four or more alternatives is identifiable modulo label switching.

4 MLE of $\text{PL}\mathcal{X}\text{-TO}$ and Its Consistency

Let $P = (O_1, \dots, O_n)$ denote the input data, where for each $j \leq n$, O_j is a top- l_j order. Let $\mathcal{X} \in \mathbb{R}^{d \times mn}$ denote the feature matrix. MLE of $\text{PL}\mathcal{X}\text{-TO}$ computes the parameter

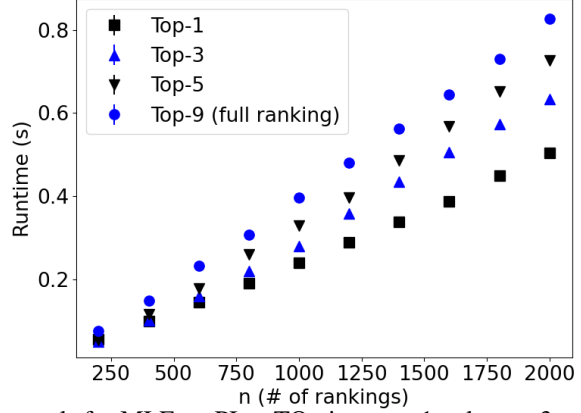
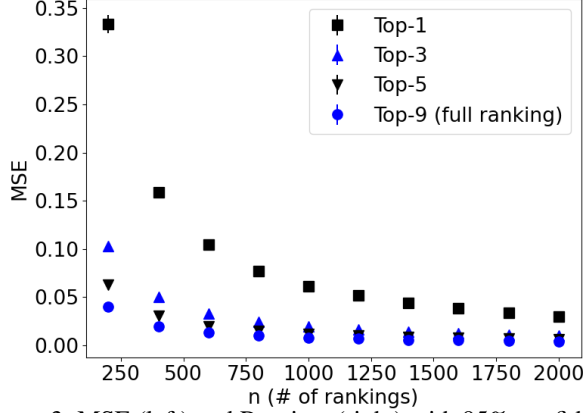


Figure 3: MSE (left) and Runtime (right) with 95% confidence intervals for MLE on $PL_{\mathcal{X}}\text{-TO}$ given top-1 only, top-3 only, top-5 only, and top-9 (full rankings) over 2000 trials. Results for Top-7 are very close to those for top-9, and therefore omitted.

that maximize the following log likelihood function:

$$\begin{aligned} LL(P|\vec{\phi}, \vec{\beta}) &= \sum_{j=1}^n \ln \Pr_{PL_{\mathcal{X}}\text{-TO}}(O_j|\vec{\beta}) \\ &= \sum_{j=1}^n (\ln \phi_{l_j} + \ln \Pr_{PL_{\mathcal{X}}}(O_j|\vec{\beta})) \end{aligned}$$

Note that $\vec{\phi}$ and $\vec{\beta}$ parameter are separated in the log likelihood function, we can compute them separately as follows.

$$\vec{\phi}^* = \arg \max_{\vec{\phi}} \sum_{j=1}^n \ln \phi_{l_j} \text{ s.t. } \sum_{l=1}^{m-1} \phi_l = 1 \quad (4)$$

$$\vec{\beta}^* = \arg \max_{\vec{\beta}} \sum_{j=1}^n \ln \Pr_{PL_{\mathcal{X}}}(O_j|\vec{\beta}) \quad (5)$$

$\vec{\phi}$ can be easily computed by counting the frequencies of each top- l order. The main challenge is to accurately estimate the $\vec{\beta}$ part, which is the main focus of the rest of this section.

The following theorem provides a necessary and sufficient condition for the objective function in (5) to be strictly concave, which turns out to be the same condition for the identifiability of $PL_{\mathcal{X}}\text{-TO}$. Strict concavity is desirable because, combined with boundedness, it guarantees the convergence of MLE.

Theorem 3. *For any $PL_{\mathcal{X}}\text{-TO}$ and any data $P = (O_1, \dots, O_n)$, the log likelihood function in (5) is strictly concave if and only if $\text{Norm}(\mathcal{X})$ has full row rank.*

Proof sketch: We first prove that the objective function is always concave. Then we show that there exists $j \leq n$ s.t. $\ln \Pr_{PL_{\mathcal{X}}}(O_j|\vec{\beta})$ is strictly concave if and only if $\text{Norm}(\mathcal{X})$ has full rank. The full proof can be found in Appendix D.4. ■

We now introduce an assumption to guarantee the boundedness of MLE for given data P . Boundedness is important for consistency because a strictly concave function may not

converge if it is unbounded. For any $j \leq n$, $i_1 \leq m$, and $i_2 \leq m$, we define $\xi_{j,i_1 i_2}$ as follows.

$$\xi_{j,i_1 i_2} = \begin{cases} 1 & \text{if agent } j \text{ prefers } a_{i_1} \text{ over } a_{i_2} \\ -1 & \text{if agent } j \text{ prefers } a_{i_2} \text{ over } a_{i_1} \\ 0 & \text{if agent } j \text{'s preference between } a_{i_1} \\ & \text{and } a_{i_2} \text{ is not available} \end{cases}$$

Assumption 1. *Let $\mathcal{X} \in \mathbb{R}^{d \times mn}$ denote a feature matrix and let P denote the data. For any $r \leq d$, there exist $j_1, j_2 \in \{1, \dots, n\}$ with $j_1 \neq j_2$ and $i_1, i_2 \in \{1, \dots, m\}$ with $i_1 \neq i_2$ such that $\xi_{j_1, i_1 i_2} \xi_{j_2, i_1 i_2} (x_{j_1 i_1, r} - x_{j_1 i_2, r})(x_{j_2 i_1, r} - x_{j_2 i_2, r}) < 0$.*

At a high level, Assumption 1 is a mild condition that requires sufficient diversity in agents' preferences, which mirrors Hunter's assumption for PL (Hunter 2004, Assumption 1).

The following lemma shows that Assumption 1 is sufficient for MLE to be bounded.

Lemma 1. *For any $PL_{\mathcal{X}}\text{-TO}$ and data P , if Assumption 1 holds then the MLE in (5) is bounded.*

The lemma is proved by enumerating all cases under Assumption 1 and showing that under each case, when any part of $\vec{\beta}$ can be unbounded, the log-likelihood function approaches negative infinity. The full proof is in Appendix D.5. Finally, the following theorem provides a bound on the RMSE of MLE for $PL_{\mathcal{X}}\text{-TO}$ given that $\text{Norm}(\mathcal{X})$ has full row rank.

Theorem 4. *Given any $PL_{\mathcal{X}}\text{-TO}$ over m alternatives and n agents with the feature matrix $\mathcal{X} \in \mathbb{R}^{d \times mn}$. Define $L(\vec{\beta}) = \frac{1}{n} \sum_{j=1}^n \ln \Pr_{PL_{\mathcal{X}}}(O_j|\vec{\beta})$, which is $\frac{1}{n}$ of the objective function in (5). Let $H(\vec{\beta})$ denote the Hessian matrix of $L(\vec{\beta})$ and $\lambda_1(\vec{\beta})$ be the smallest eigenvalue of $-H(\vec{\beta})$. Let $\vec{\beta}_0$ denote the ground truth parameter and $\vec{\beta}^*$ denote the estimated parameter that is computed using (5). Define $\lambda_{\min} = \min_{0 \leq \sigma \leq 1} \lambda_1(\sigma \vec{\beta}^* + (1 - \sigma) \vec{\beta}_0)$.*

If $\text{Norm}(\mathcal{X})$ has full row rank and Assumption 1 holds, then for any $0 < \delta < 1$, with probability $1 - \delta$,

$$\|\vec{\beta}^* - \vec{\beta}_0\|_2 \leq \frac{\sqrt{8(m-1)^2 c^2 d \ln(\frac{2d}{\delta})}}{\lambda_{\min} \sqrt{n}}, \quad (6)$$

where c is the difference between the largest and the smallest entries of \mathcal{X} .

Proof sketch: We first show that $\|\vec{\beta}_0 - \vec{\beta}^*\|_2 \leq \frac{2\|\nabla L(\vec{\beta}_0)\|_2}{\lambda_{\min}}$, where $\nabla L(\cdot)$ is the gradient of the objective function. Then we bound $\|\nabla L(\cdot)\|_2$ using Hoeffding's Inequality. The full proof is in Appendix D.6. ■

The RMSE (root-mean-square-error) bound given by Theorem 4 is not tight since we make no assumptions on the distribution of features. While Theorem 4 does provide insights on convergence of MLE:

1. *Consistency:* as n increases, $\text{RMSE } \|\vec{\beta}_0 - \vec{\beta}^*\|_2$ decreases at the rate of $\frac{1}{\sqrt{n}}$. When n approaches infinity, RMSE approaches 0.

2. *Sample complexity:* for any $\epsilon > 0$, $0 < \delta < 1$, $\Pr(\|\vec{\beta}^* - \vec{\beta}_0\| \leq \epsilon) \geq 1 - \delta$ when $n \geq \frac{8(m-1)^2 c^2 d \ln \frac{2d}{\delta}}{\lambda_{\min}^2 \epsilon^2}$.

This is obtained by letting $\epsilon \geq \frac{\sqrt{8(m-1)^2 c^2 d \ln(\frac{2d}{\delta})}}{\lambda_{\min} \sqrt{n}}$.

3. *Approximation of λ_{\min} :* in practice, when the size of data is not too small, λ_{\min} can be approximated by $\lambda_1(\vec{\beta}^*)$ because $\vec{\beta}^*$ approaches $\vec{\beta}^0$ as n increases. This gives a practical way of computing the RMSE bound when the ground truth is unknown.

Algorithm 1: EM algorithm for k -PL \mathcal{X} -TO.

Input: Preference profile P with n orders; feature matrix \mathcal{X} ; number of iterations T

Output: Mixing coefficients $\vec{\alpha}$ and k components $\vec{\beta}^{(1)}, \dots, \vec{\beta}^{(k)}$

Initialization: Randomly generate $\vec{\alpha}^{(0)}$ and $\vec{\beta}^{(1,0)}, \dots, \vec{\beta}^{(k,0)}$

for $t = 1$ to T **do**

 E-step: Compute $w_{jr}^{(t)}$ using (7) for all $j = 1, 2, \dots, n$ and $r = 1, 2, \dots, k$.

 M-step:

 Compute $\vec{\alpha}^{(t)}$ using (8)

for $r = 1$ to k **do**

 Compute $\vec{\beta}^{(r,t)}$ using (5).

end for

end for

5 An EM Algorithm for k -PL \mathcal{X} -TO

In this section we propose a natural EM algorithm for k -PL \mathcal{X} -TO. Let z_{jr} denote the membership indicator where $z_{jr} = 1$ means the order O_j belongs to the r th component. Let w_{jr} denote the weight of order O_j in r th component. For all j , we have $\sum_r w_{jr} = 1$. Given previous iteration estimate $(\vec{\alpha}^{(t-1)}, \vec{\beta}^{(1,t-1)}, \dots, \vec{\beta}^{(k,t-1)})$, each order O_j is clustered

to each component as follows.

$$\begin{aligned} w_{jr}^{(t)} &= \Pr(z_{jr} = 1 | O_j, \vec{\beta}^{(r,t-1)}) \\ &= \frac{\Pr_{\text{PL}\mathcal{X}}(O_j | \vec{\beta}^{(r,t-1)}) \cdot \alpha_r^{(t-1)}}{\sum_{s=1}^k \Pr_{\text{PL}\mathcal{X}}(O_j | \vec{\beta}^{(s,t-1)}) \cdot \alpha_s^{(t-1)}} \end{aligned} \quad (7)$$

Then in the M step, we have

$$\alpha_r^{(t)} = \frac{\sum_j w_{jr}^{(t)}}{n} \quad (8)$$

$\vec{\beta}^{(r,t)}$'s are computed using MLE for PL \mathcal{X} -TO. The algorithm is formally shown in Algorithm 1.

6 Experiments

6.1 Experiments on Synthetic Data

Setup. Fix $m = 10$ and $d = 10$. For each agent and each alternative, the feature vector is generated in $[-1, 1]$ uniformly at random. Each component in $\vec{\beta}$ is generated uniformly at random in $[-2, 2]$. MLE for PL \mathcal{X} -TO was implemented in MATLAB with the built-in `fminunc` function and tested on a Ubuntu Linux server with Intel Xeon E5 v3 CPUs each clocked at 3.50 GHz. We use mean squared error (MSE) and runtime to measure the statistical efficiency and computational efficiency of algorithms, respectively. Results are shown in Figure 3. All values are computed by averaging over 2000 trials.

Observations. Figure 3 shows the performance of MLE for PL \mathcal{X} -TO. We observe that MSE decreases as the number of agents increases, which demonstrates consistency of MLE for PL \mathcal{X} -TO. Moreover, learning from top- l preferences with different l values provides tradeoffs between statistical efficiency and computational efficiency.

6.2 Experiments on Real-World Data

Setup. We learned k -PL \mathcal{X} -TO from the real-world sushi dataset (?), which consists of 5000 rankings over $m = 10$ alternatives. Each agent has $L = 4$ features and each alternative has $K = 4$ features. We normalized all features and learned a k -PL \mathcal{X} -TO with alternative features only ("Alt-Features Only") and k -PL \mathcal{X}, Z -TO ("All Features") from the data. We use Algorithm 1 for $k = 2, 3$, with $T = 50$ fixed. For both settings, we run 5-fold cross-validations, where the training set has 4000 top- l rankings while the test set has the remaining 1000 rankings. We measure the prediction accuracy using *pairwise accuracy*, which is the rate of correctly predicted pairwise comparisons in the test set, formally defined in Appendix C.2.

Observations. Figure 4 shows the pairwise accuracy of k -PL \mathcal{X} -TO for $k = 1, 2, 3$ when learned from top- l orders. We observe an improvement in prediction accuracy when agent features are considered in most cases (all l 's for $k = 1$, $l \geq 5$ for $k = 2, 3$). When l is small and k is large, agent features may harm the accuracy due to over-fitting. For both models, the pairwise accuracy peaks at $l = 6$ or 7. For larger l , the bottom-ranked alternatives are usually noisy because agents do not have strong preferences over alternatives they dislike (?).

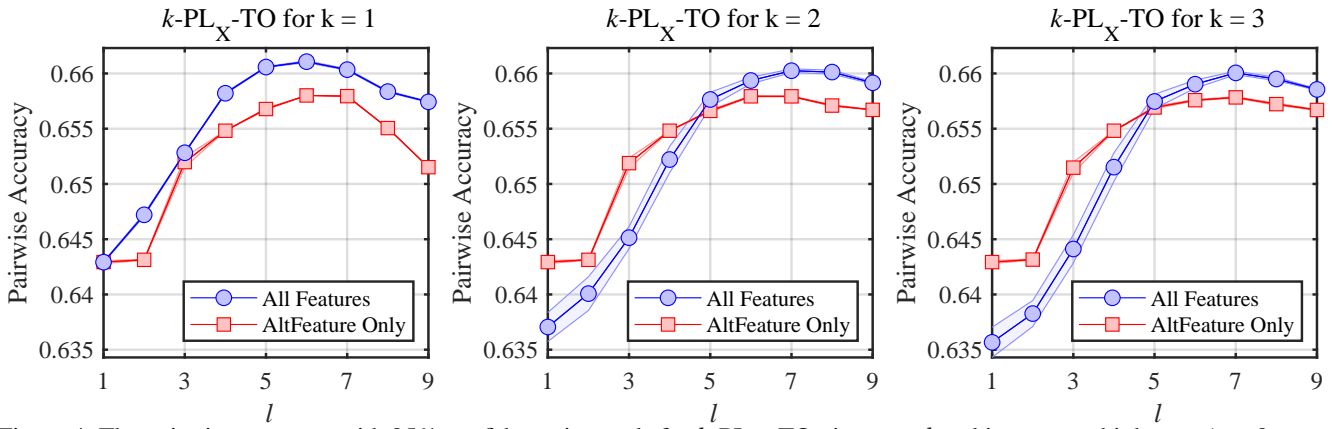


Figure 4: The pairwise accuracy with 95% confidence intervals for k -PL $_{\mathcal{X}}$ -TO given top- l rankings on sushi dataset (top-9 means full rankings). The confidence intervals sometimes are too narrow to see (e.g., most points in the plot of $k = 1$). Values are averaged over 26 5-fold cross validations.

7 Summary and Future Work

We provide the first set of theoretical results on the identifiability of mixtures of PL with features for top- l preferences. We also identify conditions for the MLE of PL $_{\mathcal{X}}$ -TO to be consistent, and propose an EM algorithm to handle general k -PL $_{\mathcal{X}}$ -TO. Experiments on synthetic data demonstrate the effectiveness of MLE on PL $_{\mathcal{X}}$ -TO and experiments on real-world data show that agent features help improve prediction accuracy. Generic identifiability and efficient algorithms for k -PL $_{\mathcal{X}}$ -TO are natural questions for future work.

References

- Hossein Azari Soufiani, David C. Parkes, and Lirong Xia. Random utility theory for social choice. In *Proceedings of Advances in Neural Information Processing Systems*, pages 126–134, 2012.
- Hossein Azari Soufiani, David C. Parkes, and Lirong Xia. Preference Elicitation For General Random Utility Models. In *Proceedings of Uncertainty in Artificial Intelligence*, 2013.
- Linas Baltrunas, Tadas Makcinskis, and Francesco Ricci. Group recommendations with rank aggregation and collaborative filtering. In *Proceedings of the fourth ACM conference on Recommender systems*, pages 119–126, 2010.
- Steven Berry, James Levinsohn, and Ariel Pakes. Automobile prices in market equilibrium. *Econometrica*, pages 841–890, 1995.
- Xi Chen, Paul N Bennett, Kevyn Collins-Thompson, and Eric Horvitz. Pairwise ranking aggregation in a crowdsourced setting. In *Proceedings of the sixth ACM international conference on Web search and data mining*, pages 193–202, 2013.
- Flavio Chierichetti, Ravi Kumar, and Andrew Tomkins. Learning a mixture of two multinomial logits. In *International Conference on Machine Learning*, pages 961–969, 2018.
- Cynthia Dwork, Ravi Kumar, Moni Naor, and Dandapani Sivakumar. Rank aggregation methods for the web. In *Proceedings of the 10th international conference on World Wide Web*, pages 613–622, 2001.
- Isobel Claire Gormley and Thomas Brendan Murphy. Exploring voting blocs within the irish electorate: A mixture modeling approach. *Journal of the American Statistical Association*, 103(483):1014–1027, 2008.
- Bettina Grün and Friedrich Leisch. Identifiability of finite mixtures of multinomial logit models with varying and fixed effects. *Journal of classification*, 25(2):225–247, 2008.
- Eyke Hüllermeier, Johannes Fürnkranz, Weiwei Cheng, and Klaus Brinker. Label ranking by learning pairwise preferences. *Artificial Intelligence*, 172(16-17):1897–1916, 2008.
- David R Hunter. Mm algorithms for generalized bradley-terry models. *The annals of statistics*, 32(1):384–406, 2004.
- Ashish Khetan and Sewoong Oh. Data-driven rank breaking for efficient rank aggregation. *The Journal of Machine Learning Research*, 17(1):6668–6721, 2016.
- Ao Liu, Zhibing Zhao, Chao Liao, Pinyan Lu, and Lirong Xia. Learning plackett-luce mixtures from partial preferences. In *Proceedings of the AAAI Conference on Artificial Intelligence*, volume 33, pages 4328–4335, 2019.
- Tie-Yan Liu. Learning to rank for information retrieval. *Information Retrieval*, 3(3):225–331, 2009.
- R Duncan Luce. Individual choice behavior. 1959.
- Andrew Mao, Ariel D Procaccia, and Yiling Chen. Better human computation through principled voting. In *Twenty-Seventh AAAI Conference on Artificial Intelligence*, 2013.
- Lucas Maystre and Matthias Grossglauser. Fast and accurate inference of plackett-luce models. In *Advances in neural information processing systems*, pages 172–180, 2015.
- Daniel McFadden. Conditional logit analysis of qualitative choice behavior. In *Frontiers of Econometrics*, pages 105–142, New York, NY, 1973. Academic Press.
- Cristina Mollica and Luca Tardella. Bayesian plackett-luce mixture models for partially ranked data. *Psychometrika*, 82(2):442–458, 2017.
- Sahand Negahban, Sewoong Oh, and Devavrat Shah. Rank centrality: Ranking from pairwise comparisons. *Operations Research*, 65(1):266–287, 2017.

- Sewoong Oh and Devavrat Shah. Learning mixed multinomial logit model from ordinal data. In *Advances in Neural Information Processing Systems*, pages 595–603, 2014.
- Robin L Plackett. The analysis of permutations. *Journal of the Royal Statistical Society: Series C (Applied Statistics)*, 24(2):193–202, 1975.
- Horn Roger and R Johnson Charles. *Topics in matrix analysis*. Cambridge University Press, 1994.
- Dirk Schäfer and Eyke Hüllermeier. Dyad ranking using plackett–luce models based on joint feature representations. *Machine Learning*, 107(5):903–941, 2018.
- Hossein Azari Soufiani, William Chen, David C Parkes, and Lirong Xia. Generalized method-of-moments for rank aggregation. In *Advances in Neural Information Processing Systems*, pages 2706–2714, 2013.
- Maksim Tkachenko and Hady W Lauw. Plackett-luce regression mixture model for heterogeneous rankings. In *Proceedings of the 25th ACM International on Conference on Information and Knowledge Management*, pages 237–246, 2016.
- Kenneth E. Train. *Discrete Choice Methods with Simulation*. Cambridge University Press, 2nd edition, 2009.
- İlkay Yıldız, Jennifer Dy, Deniz Erdoğan, Jayashree Kalpathy-Cramer, Susan Ostmo, J Peter Campbell, Michael F Chiang, and Stratis Ioannidis. Fast and accurate ranking regression. In *International Conference on Artificial Intelligence and Statistics*, 2020.
- Zhibing Zhao and Lirong Xia. Composite marginal likelihood methods for random utility models. In *International Conference on Machine Learning*, pages 5922–5931, 2018.
- Zhibing Zhao and Lirong Xia. Learning mixtures of plackett-luce models from structured partial orders. In *Advances in Neural Information Processing Systems*, pages 10143–10153, 2019.
- Zhibing Zhao, Peter Piech, and Lirong Xia. Learning mixtures of plackett-luce models. In *International Conference on Machine Learning*, pages 2906–2914, 2016.
- Zhibing Zhao, Haoming Li, Junming Wang, Jeffrey Kephart, Nicholas Mattei, Hui Su, and Lirong Xia. A cost-effective framework for preference elicitation and aggregation. *arXiv preprint arXiv:1805.05287*, 2018a.
- Zhibing Zhao, Tristan Villamil, and Lirong Xia. Learning mixtures of random utility models. In *Thirty-Second AAAI Conference on Artificial Intelligence*, 2018b.

A Additional Definitions of Ranking Models for Top- l

Definition 8. ($PL_{Y,Z}$ -TO). Let $Y \in \mathbb{R}^{L \times n}$ denote an agent feature matrix and let $Z \in \mathbb{R}^{K \times m}$ denote an alternative feature matrix. The parameter space is $\Theta = \mathbb{R}^{K \times L} \times \{\vec{\phi} \in \mathbb{R}_{\geq 0}^{m-1} : \vec{\phi} \cdot \vec{1} = 1\}$. The sample space is $\mathcal{T}(\mathcal{A})^n$. Given a parameter $(B, \vec{\phi})$, the probability of any top- l_j order $O_j = a_{i_1} \succ a_{i_2} \succ \dots \succ a_{i_{l_j}} \succ \text{others}$ given by agent j is $\Pr_{PL_{Y,Z}-TO}(O_j|B, \vec{\phi}) = \phi_{l_j} \prod_{p=1}^{l_j} \frac{\exp(\vec{z}_p^\top B \vec{y}_{j_p})}{\sum_{q=p}^m \exp(\vec{z}_q^\top B \vec{y}_{j_p})}$.

Definition 9. (k - $PL_{\mathcal{X}}$ -TO). Let $\mathcal{X} \in \mathbb{R}^{d \times mn}$ denote a feature matrix. The parameter space Θ has three parts. The first part is the vector of mixing coefficients $\vec{\alpha} = (\alpha_1, \alpha_2, \dots, \alpha_k)$; the second part is $(\vec{\beta}^{(1)}, \vec{\beta}^{(2)}, \dots, \vec{\beta}^{(k)})$, where for $r = 1, \dots, k$, $\vec{\beta}^{(r)} = \{\beta_i^{(r)} | 1 \leq i \leq d\}$; and the third part is $\vec{\phi} = (\phi_1, \dots, \phi_{m-1})$, where $\phi_1, \dots, \phi_{m-1} \geq 0, \sum_{l=1}^{m-1} \phi_l = 1$. The sample space is $\mathcal{T}(\mathcal{A})^n$. Given a parameter $\vec{\theta} \in \Theta$, the probability of any top l_j order $O_j = [a_{i_1} \succ a_{i_2} \succ \dots \succ a_{i_{l_j}}]$ given by agent j is

$$\Pr_{k-PL_{\mathcal{X}}-TO}(O_j|\vec{\theta}) = \phi_{l_j} \sum_{r=1}^k \alpha_r \Pr_{PL_{\mathcal{X}}}(O_j|\vec{\beta}^{(r)}).$$

B MLE for Learning k - $PL_{\mathcal{X}}$

MLE algorithm for k - $PL_{\mathcal{X}}$ is straightforward. We compute $\vec{\alpha}$ and $\vec{\beta}^{(1)}, \dots, \vec{\beta}^{(k)}$ by maximizing the log-likelihood function

$$(\vec{\alpha}', \vec{\beta}'^{(1)}, \dots, \vec{\beta}'^{(k)}) \\ = \arg \max_{\vec{\alpha}, \vec{\beta}^{(1)}, \dots, \vec{\beta}^{(k)}} \sum_{j=1}^n \Pr_{k-PL_{\mathcal{X}}}(R_j|\vec{\alpha}, \vec{\beta}^{(1)}, \dots, \vec{\beta}^{(k)})$$

C Additional Experiments

This section provides additional experiment results on synthetic data and real-world data.

C.1 Learning k - $PL_{\mathcal{X}}$ from Synthetic data

Setup. We still fix $m = 10$ and $d = 10$. For each agent and each alternative, the feature vector is generated in $[-1, 1]$ uniformly at random. Each component in $\vec{\beta}$ is generated uniformly at random in $[-2, 2]$. For 2- $PL_{\mathcal{X}}$, each component of the mixing coefficients $\vec{\alpha}$ is generated uniformly at random and then normalized.

All algorithms were implemented in MATLAB (with the built-in `fmincon` for MLE for k - $PL_{\mathcal{X}}$) and tested on a Ubuntu Linux server with Intel Xeon E5 v3 CPUs each clocked at 3.50 GHz. Results are shown in Figure 5. Values are computed by averaging over 2000 trials.

Observations. Figure 5 illustrates the comparison between MLE computed using MATLAB `fmincon` function and the EM algorithm (Algorithm 1) for 2- $PL_{\mathcal{X}}$. We observe that EM outperforms MLE w.r.t. both statistical efficiency and computational efficiency. Therefore, EM might be a more favorable choice in practice, despite that no theoretical guarantee about its convergence is known.

C.2 Additional Settings and Results from Real-World Experiments

Detailed settings As mentioned in Section 6.2, we used four kinds of agent features and four kinds of alternative features in sushi dataset. The alternative features are

1. the heaviness/oiliness in taste in $\{0, 1, 2, 3, 4\}$, where 0 means heavy or oily;
2. how frequently the user eats the SUSHI in $\{0, 1, 2, 3\}$, where 3 means frequently eat;
3. the normalized price;
4. how frequently the SUSHI is sold in sushi shop in $(0, 1)$, where 1 means the most frequently.

The agent features are

1. gender in $\{0, 1\}$, where 0 means male and 1 means female;
2. age in range $\{0, 1, 2, 3, 4, 5\}$, where 0 means 15-19; 1 means 20-29; 2 means 30-39; 3 means 40-49; 4 means 50-59; and 5 means 60 or elder;
3. the total time need to fill questionnaire form;
4. constant feature which is always 1.

In figure 4, every data point is the average of 26 independent experiments on 5-fold cross-validation, which means we run 130 times of training-test process. The confidence interval is calculated by the standard way of t-test.

Definition of pairwise accuracy and pairwise MSE Let $\vec{\theta}$ denote the parameters of k - $PL_{\mathcal{X}}$ and $R = [a_{i_1} \succ \dots \succ a_{i_m}]$ denote a full ranking. The pairwise accuracy of k - $PL_{\mathcal{X}}$ on R is the average of k - $PL_{\mathcal{X}}$'s prediction accuracy on all pairwise comparisons. Mathematically,

$$\hat{PA}(R|\vec{\theta}) = \frac{1}{\binom{m}{2}} \sum_{\ell < \ell'} \mathbb{1} \left(\Pr_{k-PL_{\mathcal{X}}}(a_{i_\ell} \succ a_{i_{\ell'}}|\vec{\theta}) > 0.5 \right),$$

where $\mathbb{1}(\cdot)$ is the indicator function defined as follows

$$\mathbb{1}(\kappa) \triangleq \begin{cases} 1 & \text{if } \kappa \text{ is true} \\ 0 & \text{otherwise} \end{cases}.$$

For any profile $P = (R_1, \dots, R_p)$, its pairwise accuracy is defined as the average accuracy of all rankings in it. Mathematically,

$$\hat{PA}(P|\vec{\theta}) = \frac{1}{p} \sum_{j=1}^p \hat{PA}(R_j|\vec{\theta}).$$

Similarly, using the same notations as above, pairwise MSE of ranking R is defined as

$$\hat{PMSE}(R|\vec{\theta}) = \frac{1}{\binom{m}{2}} \sum_{\ell < \ell'} \left(1 - \Pr_{k-PL_{\mathcal{X}}}(a_{i_\ell} \succ a_{i_{\ell'}}|\vec{\theta}) \right)^2.$$

For any profile $P = (R_1, \dots, R_p)$, its pairwise MSE is defined as the average MSE of all rankings in it. Mathematically,

$$\hat{PMSE}(P|\vec{\theta}) = \frac{1}{p} \sum_{j=1}^p \hat{PMSE}(R_j|\vec{\theta}).$$

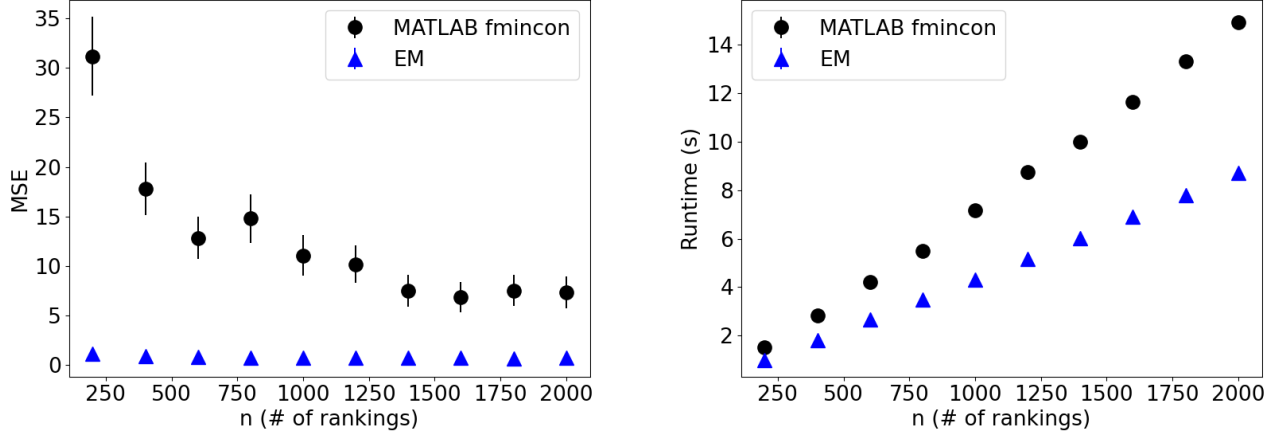


Figure 5: Comparisons of MSE and running time with 95% confidence intervals between maximizing the likelihood function using a generic Matlab function `fmincon` and 10-iteration EM for $k\text{-PL}_X$ over 2000 trials.

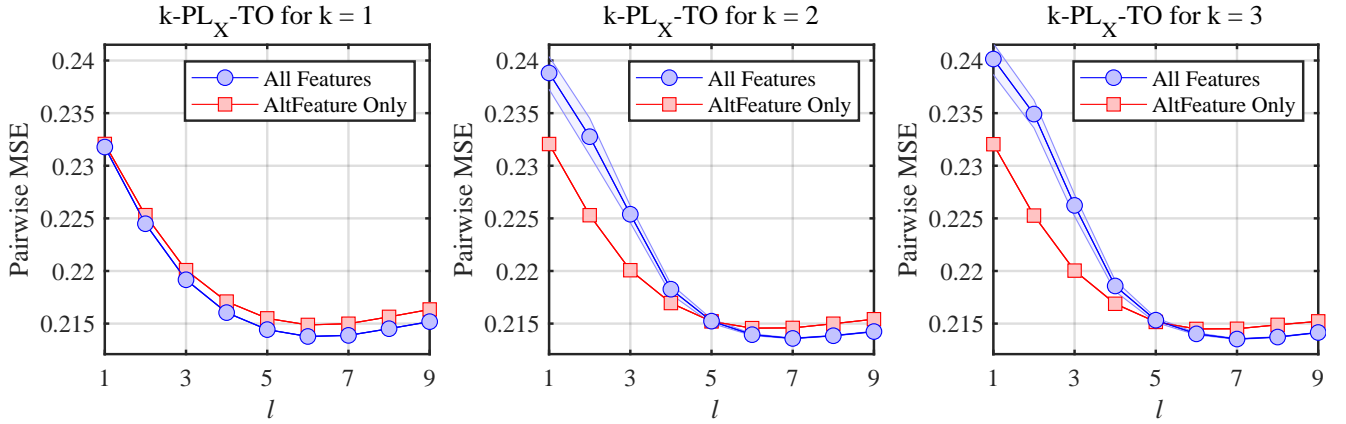


Figure 6: The pairwise MSE with 95% confidence intervals for $k\text{-PL}_X\text{-TO}$ given top- l rankings on sushi dataset (top-9 means full rankings).

Sushi dataset bechmarked by Pairwise MSE Figure 6 plots the pairwise MSE of k -PL \mathcal{X} -TO with the same setting as Figure 4. All our observations for pairwise accuracy in Section 6.2 can also be observed in the plot for pairwise MSE. We note that the optimal pairwise MSE of k -PL \mathcal{X} -TO ($l = 6$ for $k = 1$ and $l = 7$ for $k = 2, 3$) becomes better when the number of clusters k increases.

C.3 How likely is the full row rank condition violated?

We use sushi dataset and the same setting of agent/alternative feature as Section 6.2. We randomly sample n agents from the sushi dataset without replacement. We define $p_{\text{FRR}}(n)$ as the probability that the full row rank condition is violated. Figure 7 shows that $p_{\text{FRR}}(n)$ decays exponentially with n . Especially, when $n \geq 10$, $p_{\text{FRR}}(n) \leq 2.3 \times 10^{-3}$, which means the full row rank condition is very unlikely violated when $n \geq 10$.

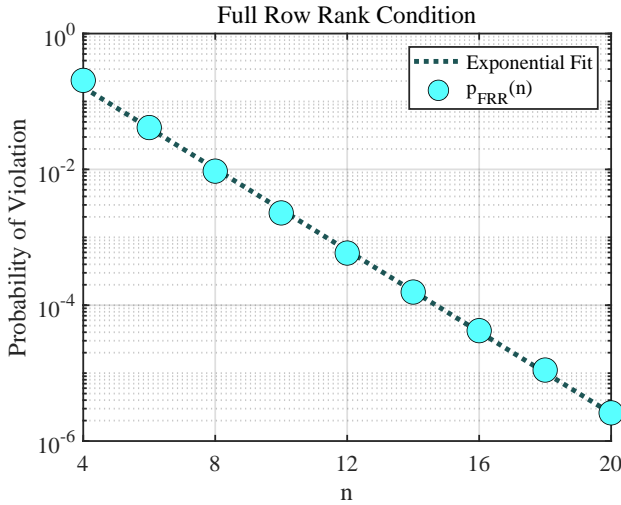


Figure 7: The experimental verification of the full row rank condition. Note that the vertical axis is in log-scale. We run 10^7 independent trials for each data point.

D Proofs

D.1 Useful Lemmas

We first show a lemma, which will be frequently used in the proofs of theorems in this paper.

Lemma 2. For any model $PL_{\mathcal{X}}$ where \mathcal{X} has d rows, we have $d = \text{rank}(\mathcal{X}')$ if and only if there does not exist $\vec{\beta}^{(1)} \neq \vec{\beta}^{(2)}$, s.t. for any $j \in \{1, \dots, n\}$ and any $i_1, i_2 \in \{1, \dots, m\}$ where $i_1 \neq i_2$,

$$(\vec{\beta}^{(1)} - \vec{\beta}^{(2)})(\vec{x}_{ji_1} - \vec{x}_{ji_2}) = 0.$$

Proof. Because $\text{Norm}(\mathcal{X})$ has d rows, it always holds that $d \geq \text{rank}(\text{Norm}(\mathcal{X}))$. Let $\vec{0}$ denote a zero vector of appropriate dimension.

“if” direction. For the purpose of contradiction suppose $d > \text{rank}(\text{Norm}(\mathcal{X}))$. Then there exists vector $\vec{\Delta} \neq \vec{0}$

s.t. $\text{Norm}(\mathcal{X})^\top \cdot \vec{\Delta} = \vec{0}$. We construct $\vec{\beta}^{(1)}$ and $\vec{\beta}^{(2)}$ s.t. $\vec{\beta}^{(1)} - \vec{\beta}^{(2)} = \vec{\Delta}$. If $i_1 = 1$ or $i_2 = 1$, then either $\vec{x}_{ji_1} - \vec{x}_{ji_2}$ or $\vec{x}_{ji_2} - \vec{x}_{ji_1}$ is one column of $\text{Norm}(\mathcal{X})$. Therefore, we found $\vec{\beta}^{(1)}$ and $\vec{\beta}^{(2)}$ s.t. $(\vec{\beta}^{(1)} - \vec{\beta}^{(2)})(\vec{x}_{ji_1} - \vec{x}_{ji_2}) = 0$, which is a contradiction. If neither of i_1 and i_2 is 1, then by taking out two columns in $\text{Norm}(\mathcal{X})$, we have

$$(\vec{\beta}^{(1)} - \vec{\beta}^{(2)})(\vec{x}_{ji_1} - \vec{x}_{j1}) = 0$$

$$(\vec{\beta}^{(1)} - \vec{\beta}^{(2)})(\vec{x}_{ji_2} - \vec{x}_{j1}) = 0.$$

We get $(\vec{\beta}^{(1)} - \vec{\beta}^{(2)})(\vec{x}_{ji_1} - \vec{x}_{ji_2}) = 0$ by subtracting one from the other, which is a contradiction.

“only if” direction. For the purpose of contradiction suppose there exist $\vec{\beta}^{(1)}, \vec{\beta}^{(2)}, j, i_1, i_2$ s.t. for any $j \in \{1, \dots, n\}$ and any $i_1, i_2 \in \{1, \dots, m\}$ where $i_1 \neq i_2$, $(\vec{\beta}^{(1)} - \vec{\beta}^{(2)})(\vec{x}_{ji_1} - \vec{x}_{ji_2}) = 0$. Then there exist a nonzero vector $\vec{\beta}^{(1)} - \vec{\beta}^{(2)}$ s.t. $\text{Norm}(\mathcal{X})^\top \cdot (\vec{\beta}^{(1)} - \vec{\beta}^{(2)}) = 0$, which implies that $\text{Norm}(\mathcal{X})$ is not full rank, i.e., $\text{rank}(\text{Norm}(\mathcal{X})) < d$, which is a contradiction. \square

The next lemma will be used in the proof of the RMSE bound for MLE (Theorem 4).

Lemma 3. Given $PL_{\mathcal{X}}\text{-TO}$ with ground truth parameter $\vec{\beta}_0$. Let $L(\vec{\beta}) = \sum_{j=1}^n \ln \Pr_{PL_{\mathcal{X}}}(R_j | \vec{\beta})$, which is the objective function of MLE defined in (5). We have $E[\nabla L(\vec{\beta}_0)] = \vec{0}$, with the expectation of each summand being zero, where the expectation is taken over orders generated from $PL_{\mathcal{X}}\text{-TO}$.

Proof. We focus on an event of ranking any alternative a_i at the top among any subset of alternatives \mathcal{A}' where $a_i \in \mathcal{A}'$ since L is constructed of such events. Let $l(\vec{\beta})$ denote the likelihood of such an event. We have

$$l(\vec{\beta}) = \vec{\beta} \cdot \vec{x}_{ji} - \ln \sum_{a_{i'} \in \mathcal{A}'} \exp(\vec{\beta} \cdot \vec{x}_{ji'})$$

and

$$\nabla_r l(\vec{\beta}) = x_{ji,r} - \frac{\sum_{a_{i'} \in \mathcal{A}'} x_{ji',r} \exp(\vec{\beta} \cdot \vec{x}_{ji'})}{\sum_{a_{i'} \in \mathcal{A}'} \exp(\vec{\beta} \cdot \vec{x}_{ji'})}$$

The probability of each alternative being ranked at the top is $\frac{\exp(\vec{\beta}_0 \cdot \vec{x}_{ji})}{\sum_{a_{i'} \in \mathcal{A}'} \exp(\vec{\beta}_0 \cdot \vec{x}_{ji'})}$. Therefore, for any $r \in \{1, \dots, d\}$,

$$\begin{aligned} E[\nabla_r l(\vec{\beta})] &= \frac{\sum_{a_i \in \mathcal{A}'} x_{ji,r} \exp(\vec{\beta}_0 \cdot \vec{x}_{ji})}{\sum_{a_{i'} \in \mathcal{A}'} \exp(\vec{\beta}_0 \cdot \vec{x}_{ji'})} \\ &\quad - \frac{\sum_{a_{i'} \in \mathcal{A}'} x_{ji',r} \exp(\vec{\beta}_0 \cdot \vec{x}_{ji'})}{\sum_{a_{i'} \in \mathcal{A}'} \exp(\vec{\beta}_0 \cdot \vec{x}_{ji'})} \end{aligned}$$

It's easy to see $E[\nabla_r l(\vec{\beta}_0)] = 0$. Therefore $E[\nabla L(\vec{\beta}_0)] = \vec{0}$. \square

D.2 Proof of Corollary 1

Theorem 1. For any model $PL_{Y,Z}$ -TO, where Y is an L -by- n matrix and Z is a K -by- m matrix, $PL_{Y,Z}$ -TO is identifiable if and only if both Y and $\text{norm}(Z)$ have full row rank.

Proof. Since $PL_{Y,Z}$ -TO is a special case of $PL_{\mathcal{X}}$ -TO by letting $\mathcal{X} = Y \otimes Z$ and $d = K \times L$ (K and L are the number of rows in Y and Z , respectively.), it is not hard to see that $\text{Norm}(\mathcal{X}) = Y \otimes \text{norm}(Z)$. By Theorem 1, $PL_{\mathcal{X}}$ is identifiable if and only if $d = \text{rank}(\text{Norm}(\mathcal{X}))$. Therefore, $PL_{Y,Z}$ -TO is identifiable if and only if $\text{rank}(Y \otimes \text{norm}(Z)) = K \times L$. Due to (Roger and Charles 1994, Theorem 4.2.15), $\text{rank}(Y \otimes \text{norm}(Z)) = \text{rank}(Y)\text{rank}(\text{norm}(Z))$. Also due to the fact that $\text{rank}(\text{norm}(Z)) \leq K$ and $\text{rank}(Y) \leq L$, we have $\text{rank}(Y \otimes \text{norm}(Z)) = K \times L$ if and only if $\text{rank}(\text{norm}(Z)) = K$ and $\text{rank}(Y) = L$. \square

D.3 Proof of Theorem 2

Theorem 2. If k -PL is identifiable, then for any \mathcal{X} such that $\text{Norm}(\mathcal{X})$ has full row rank, any parameter $(\vec{\alpha}, \vec{\beta}, \vec{\phi})$ with $\phi_{m-1} > 0$ is identifiable in k - $PL_{\mathcal{X}}$ -TO.

Proof. The $\vec{\phi}$ parameter is always identifiable because a different $\vec{\phi}'$ will lead to a different distribution over structures of partial orders. We only need to prove that the remaining parts of the parameter $(\vec{\alpha}, \vec{\beta}^{(r)})$ for each $r \in \{1, \dots, k\}$ are identifiable.

Let $\vec{\gamma} = (\vec{\phi}, \vec{\alpha}, \vec{\beta}^{(1)}, \dots, \vec{\beta}^{(k)})$. For the purpose of contradiction suppose there exists another parameter $\vec{\gamma}' = (\vec{\phi}, \vec{\alpha}', \vec{\beta}'^{(1)}, \dots, \vec{\beta}'^{(k)})$ s.t. $\vec{\gamma} \neq \vec{\gamma}'$ and $\vec{\gamma}$ and $\vec{\gamma}'$ lead to the same distribution over rankings for each agent. For each $j \in \{1, \dots, n\}$, each $t \in \{1, \dots, k\}$, and each $i \in \{1, \dots, m\}$ we define $\theta_i^{(j,t)} = \vec{\beta}^{(t)} \cdot \vec{x}_{ji}$ and $\theta'_i{}^{(j,t)} = \vec{\beta}'^{(t)} \cdot \vec{x}_{ji}$, which can be viewed as the standard PL parameters for agent j and alternative a_i for t -th component of k - $PL_{\mathcal{X}}$ -TO. For convenience we define $\vec{\theta}^{(j,t)} = (\theta_1^{(j,t)}, \dots, \theta_m^{(j,t)})$ and $\vec{\theta}'^{(j,t)} = (\theta'_1{}^{(j,t)}, \dots, \theta'_m{}^{(j,t)})$.

We now claim that the mixing coefficient parts of $\vec{\gamma}$ and $\vec{\gamma}'$ are equal, i.e., $\vec{\alpha} = \vec{\alpha}'$ modulo label switching. For the purpose of contradiction suppose the mixing coefficients parts are different, then for each agent j , there exist two k -PL parameters that lead to the same distribution over rankings. This contradicts the condition that k -PL is identifiable.

Still due to identifiability of k -PL, given any agent $j \in \{1, \dots, n\}$ and any component $t \in \{1, \dots, k\}$, $\vec{\theta}^{(j,t)}$ and $\vec{\theta}'^{(j,t)}$ must also be the same modulo parameter shifting, which means that for any $i \in \{2, \dots, m\}$, $\theta_i^{(j,t)} - \theta_1^{(j,t)} = \theta'_i{}^{(j,t)} - \theta'_1{}^{(j,t)}$. This implies that $\text{norm}(X_j)^\top \vec{\beta}^{(t)} = \text{norm}(X_j)^\top \vec{\beta}'^{(t)}$. Since this holds for all $j \in \{1, \dots, n\}$, we have $\text{Norm}(\mathcal{X})^\top (\vec{\beta}^{(t)} - \vec{\beta}'^{(t)}) = \vec{0}$. Since $\text{Norm}(\mathcal{X})$ has full row rank, we have $\vec{\beta}^{(t)} = \vec{\beta}'^{(t)}$, which holds for all $t \in \{1, \dots, k\}$. Therefore, we have $\vec{\gamma} = \vec{\gamma}'$, which is a contradiction. \square

D.4 Proof of Theorem 3

Theorem 3. For any $PL_{\mathcal{X}}$ -TO and any data $P = (O_1, \dots, O_n)$, the log likelihood function in (5) is strictly concave if and only if $\text{Norm}(\mathcal{X})$ has full row rank.

Proof. This proof consists of two parts: (I) for any $j \in \{1, \dots, n\}$, $\ln \Pr_{PL_{\mathcal{X}}}(O_j | \vec{\beta})$ is concave, and (II) there exists $j \in \{1, \dots, n\}$ s.t. $\ln \Pr_{PL_{\mathcal{X}}}(O_j | \vec{\beta})$ is strictly concave if and only if $\text{Norm}(\mathcal{X})$ has full rank.

Part I. Due to Definition 2, it is sufficient to prove that for any subset of alternatives $\mathcal{A}' \subset \mathcal{A}$ and any $a_i \in \mathcal{A}'$, $\ln \frac{\exp(\vec{\beta} \cdot \vec{x}_{ji})}{\sum_{a_{i'} \in \mathcal{A}'} \exp(\vec{\beta} \cdot \vec{x}_{ji'})}$ is concave.

Let $f(\vec{\beta}) = \ln \frac{\exp(\vec{\beta} \cdot \vec{x}_{ji})}{\sum_{a_{i'} \in \mathcal{A}'} \exp(\vec{\beta} \cdot \vec{x}_{ji'})} = \vec{\beta} \cdot \vec{x}_{ji} - \ln \sum_{a_{i'} \in \mathcal{A}'} \exp(\vec{\beta} \cdot \vec{x}_{ji'})$. The first term $\vec{\beta} \cdot \vec{x}_{ji}$ is concave (linear). It is sufficient to prove $-\ln \sum_{a_{i'} \in \mathcal{A}'} \exp(\vec{\beta} \cdot \vec{x}_{ji'})$ is also concave. Let $g(\vec{\beta}) = \ln \sum_{a_{i'} \in \mathcal{A}'} \exp(\vec{\beta} \cdot \vec{x}_{ji'})$. Our goal is to prove that for any $\vec{\beta}^{(1)} \neq \vec{\beta}^{(2)}$, $\frac{1}{2}(g(\vec{\beta}^{(1)}) + g(\vec{\beta}^{(2)})) > g(\frac{\vec{\beta}^{(1)} + \vec{\beta}^{(2)}}{2})$. We compute the difference between the left hand side and the right hand side as follows.

$$\begin{aligned} & g(\vec{\beta}^{(1)}) + g(\vec{\beta}^{(2)}) - 2g(\frac{\vec{\beta}^{(1)} + \vec{\beta}^{(2)}}{2}) \\ &= \ln \sum_{a_{i'} \in \mathcal{A}'} \exp(\vec{\beta}^{(1)} \cdot \vec{x}_{ji'}) + \ln \sum_{a_{i'} \in \mathcal{A}'} \exp(\vec{\beta}^{(2)} \cdot \vec{x}_{ji'}) \\ &\quad - 2 \ln \sum_{a_{i'} \in \mathcal{A}'} \exp(\frac{\vec{\beta}^{(1)} + \vec{\beta}^{(2)}}{2} \cdot \vec{x}_{ji'}) \\ &= \ln((\sum_{a_{i'} \in \mathcal{A}'} \exp(\vec{\beta}^{(1)} \cdot \vec{x}_{ji'}))(\sum_{a_{i'} \in \mathcal{A}'} \exp(\vec{\beta}^{(2)} \cdot \vec{x}_{ji'}))) \\ &\quad - \ln(\sum_{a_{i'} \in \mathcal{A}'} \exp(\frac{\vec{\beta}^{(1)} + \vec{\beta}^{(2)}}{2} \cdot \vec{x}_{ji'}))^2 \end{aligned}$$

Due to monotonicity of \ln function, we only need to show that

$$\begin{aligned} & (\sum_{a_{i'} \in \mathcal{A}'} \exp(\vec{\beta}^{(1)} \cdot \vec{x}_{ji'}))(\sum_{a_{i'} \in \mathcal{A}'} \exp(\vec{\beta}^{(2)} \cdot \vec{x}_{ji'})) \\ & - (\sum_{a_{i'} \in \mathcal{A}'} \exp(\frac{\vec{\beta}^{(1)} + \vec{\beta}^{(2)}}{2} \cdot \vec{x}_{ji'}))^2 > 0. \end{aligned}$$

We will show that the left-hand-side can be written as a sum of squares, where at least one of them is positive. We

have

$$\begin{aligned}
& \left(\sum_{a_{i'} \in \mathcal{A}'} \exp(\vec{\beta}^{(1)} \cdot \vec{x}_{ji'}) \right) \left(\sum_{a_{i'} \in \mathcal{A}'} \exp(\vec{\beta}^{(2)} \cdot \vec{x}_{ji'}) \right) \\
& - \left(\sum_{a_{i'} \in \mathcal{A}'} \exp\left(\frac{\vec{\beta}^{(1)} + \vec{\beta}^{(2)}}{2} \cdot \vec{x}_{ji'}\right) \right)^2 \\
& = \sum_{a_{i'} \in \mathcal{A}'} \exp((\vec{\beta}^{(1)} + \vec{\beta}^{(2)}) \cdot \vec{x}_{ji'}) \\
& + \sum_{a_{i'_1}, a_{i'_2} \in \mathcal{A}', i'_1 \neq i'_2} \exp(\vec{\beta}^{(1)} \cdot \vec{x}_{ji'_1} + \vec{\beta}^{(2)} \cdot \vec{x}_{ji'_2}) \\
& - \left(\sum_{a_{i'} \in \mathcal{A}'} \exp((\vec{\beta}^{(1)} + \vec{\beta}^{(2)}) \cdot \vec{x}_{ji'}) \right) \\
& + \sum_{a_{i'_1}, a_{i'_2} \in \mathcal{A}', i'_1 \neq i'_2} \exp\left(\frac{\vec{\beta}^{(1)} + \vec{\beta}^{(2)}}{2} \cdot (\vec{x}_{ji'_1} + \vec{x}_{ji'_2})\right) \\
& = \sum_{a_{i'_1}, a_{i'_2} \in \mathcal{A}', i'_1 < i'_2} (\exp(\vec{\beta}^{(1)} \cdot \vec{x}_{ji'_1} + \vec{\beta}^{(2)} \cdot \vec{x}_{ji'_2}) \\
& + \exp(\vec{\beta}^{(1)} \cdot \vec{x}_{ji'_2} + \vec{\beta}^{(2)} \cdot \vec{x}_{ji'_1}) \\
& - 2 \exp\left(\frac{\vec{\beta}^{(1)} + \vec{\beta}^{(2)}}{2} \cdot (\vec{x}_{ji'_1} + \vec{x}_{ji'_2})\right)) \\
& = \sum_{a_{i'_1}, a_{i'_2} \in \mathcal{A}', i'_1 < i'_2} (\exp\left(\frac{\vec{\beta}^{(1)} \cdot \vec{x}_{ji'_1} + \vec{\beta}^{(2)} \cdot \vec{x}_{ji'_2}}{2}\right) \\
& - \exp\left(\frac{\vec{\beta}^{(1)} \cdot \vec{x}_{ji'_2} + \vec{\beta}^{(2)} \cdot \vec{x}_{ji'_1}}{2}\right)) \quad (9)
\end{aligned}$$

Not we have proved concavity.

Part II. “if direction”: we need to prove that there exists $j \in \{1, \dots, n\}$ and $i'_1 < i'_2, i'_1, i'_2 \in \mathcal{A}'$ s.t. (9) is nonzero. For the purpose of contradiction suppose for any $j = 1, \dots, n$, any distinct $i'_1, i'_2 \in \mathcal{A}$,

$$\vec{\beta}^{(1)} \cdot \vec{x}_{ji'_1} + \vec{\beta}^{(2)} \cdot \vec{x}_{ji'_2} - \vec{\beta}^{(1)} \cdot \vec{x}_{ji'_2} - \vec{\beta}^{(2)} \cdot \vec{x}_{ji'_1} = 0.$$

This simplifies to

$$(\vec{\beta}^{(1)} - \vec{\beta}^{(2)}) (\vec{x}_{ji'_1} - \vec{x}_{ji'_2}) = 0$$

By Lemma 2, this does not hold for every j and distinct i'_1, i'_2 when $d = \text{rank}(\text{Norm}(\mathcal{X}))$, which is a contradiction.

“only if” direction. We prove that if $\text{Norm}\mathcal{X}$ does not have full rank, the objective function is not strictly concave. Since $\text{Norm}\mathcal{X}$ does not have full rank, we can find $\vec{\beta}^{(1)}$ and $\vec{\beta}^{(2)}$ s.t. $(\vec{\beta}^{(1)} - \vec{\beta}^{(2)}) (\vec{x}_{ji'_1} - \vec{x}_{ji'_2}) = 0$ holds for every agent j and every i'_1, i'_2 pair (Lemma 2). This means there exist $\vec{\beta}^{(1)}$ and $\vec{\beta}^{(2)}$ s.t. $\frac{1}{2}(g(\vec{\beta}^{(1)}) + g(\vec{\beta}^{(2)})) = g(\frac{\vec{\beta}^{(1)} + \vec{\beta}^{(2)}}{2})$. The objective function is not strictly concave. \square

D.5 Proof of Lemma 1

Lemma 1. For any $PL_{\mathcal{X}}$ -TO and data P , if Assumption 1 holds then the MLE in (5) is bounded.

Proof. We only need to prove that when any entry of $\vec{\beta}$ goes to infinity, the objective function in (5) $LL(P|\vec{\beta}) = \sum_{j=1}^n \ln \Pr_{PL_{\mathcal{X}}}(O_j|\vec{\beta})$ goes to negative infinity, i.e., the probability of some ranking in P approaches zero.

In the rest of the proof, we focus on the probability of an event E_j , which is a_{i_1} being ranked at the top among a subset of alternatives \mathcal{A}' which contains both a_{i_1} and a_{i_2} by agent j , under $PL_{\mathcal{X}}$. We have

$$\begin{aligned}
\Pr_{PL_{\mathcal{X}}}(E_j|\vec{\beta}) &= \frac{\exp(\vec{\beta} \cdot \vec{x}_{ji_1})}{\exp(\vec{\beta} \cdot \vec{x}_{ji_2}) + \sum_{a_{i'} \in \mathcal{A}', i' \neq i_2} \exp(\vec{\beta} \cdot \vec{x}_{ji'})} \\
&= \frac{1}{\exp(\vec{\beta} \cdot (\vec{x}_{ji_2} - \vec{x}_{ji_1})) + M},
\end{aligned}$$

where M is positive. We will show that for any $r \in \{1, \dots, d\}$, under all cases of Assumption 1, we can find an event E s.t. as $\beta_r \rightarrow \pm\infty$, $\Pr_{PL_{\mathcal{X}}}(E_j|\vec{\beta}) \rightarrow 0$.

Case 1: for any $r \in \{1, \dots, d\}$, there exist j_1, j_2, i_1, i_2 s.t. $\xi_{j_1, i_1 i_2} \xi_{j_2, i_1 i_2} > 0$, $(x_{j_1 i_1, r} - x_{j_1 i_2, r})(x_{j_2 i_1, r} - x_{j_2 i_2, r}) < 0$.

We only need to consider the case where $\xi_{j_1, i_1 i_2} > 0$, $\xi_{j_2, i_1 i_2} > 0$. The other case ($\xi_{j_1, i_1 i_2} < 0$, $\xi_{j_2, i_1 i_2} < 0$) can be converted to this case by switching the roles of i_1 and i_2 . Similarly, we only need to consider the case where $x_{j_1 i_1, r} - x_{j_1 i_2, r} > 0$, $x_{j_2 i_1, r} - x_{j_2 i_2, r} < 0$. The other case can be converted to this case by switching the roles of j_1 and j_2 .

In this case, we let E_j be the event of ranking a_{i_1} at the top among a subset of alternatives containing both a_{i_1} and a_{i_2} . For any $r \in \{1, \dots, d\}$, if $\beta_r \rightarrow -\infty$, we have $\exp(\beta_r(x_{j_1 i_2, r} - x_{j_1 i_1, r})) \rightarrow +\infty$, which means $\Pr(E_j|\vec{\beta}) \rightarrow 0$; if $\beta_r \rightarrow +\infty$, we have $\exp(\beta_r(x_{j_2 i_2, r} - x_{j_2 i_1, r})) \rightarrow +\infty$, which means $\Pr(E_j|\vec{\beta}) \rightarrow 0$.

Case 2: for any $r \in \{1, \dots, d\}$, there exist j_1, j_2, i_1, i_2 s.t. $\xi_{j_1, i_1 i_2} \xi_{j_2, i_1 i_2} < 0$, $(x_{j_1 i_1, r} - x_{j_1 i_2, r})(x_{j_2 i_1, r} - x_{j_2 i_2, r}) > 0$.

Again, we only need to consider the case where $\xi_{j_1, i_1 i_2} > 0$, $\xi_{j_2, i_1 i_2} < 0$, $x_{j_1 i_1, r} - x_{j_1 i_2, r} > 0$, $x_{j_2 i_1, r} - x_{j_2 i_2, r} > 0$. All the other case can be converted to this case by switching the roles of j_1 and j_2 , i_1 and i_2 , or both.

For any $r \in \{1, \dots, d\}$, if $\beta_r \rightarrow -\infty$, let E_j be the event of ranking a_{i_1} among a subset of alternatives containing a_{i_1} and a_{i_2} . Then we have $\exp(\beta_r(x_{j_1 i_2, r} - x_{j_1 i_1, r})) \rightarrow +\infty$, which means $\Pr(E_j|\vec{\beta}) \rightarrow 0$; if $\beta_r \rightarrow +\infty$, let E_j be the event of ranking a_{i_2} among a subset of alternatives containing a_{i_1} and a_{i_2} . we have $\exp(\beta_r(x_{j_2 i_1, r} - x_{j_2 i_2, r})) \rightarrow +\infty$, which means $\Pr(E_j|\vec{\beta}) \rightarrow 0$. \square

D.6 Proof of Theorem 4

Theorem 4. Given any $PL_{\mathcal{X}}$ -TO over m alternatives and n agents with the feature matrix $\mathcal{X} \in \mathbb{R}^{d \times mn}$. Define $L(\vec{\beta}) = \frac{1}{n} \sum_{j=1}^n \ln \Pr_{PL_{\mathcal{X}}}(O_j|\vec{\beta})$, which is $\frac{1}{n}$ of the objective function in (5). Let $H(\vec{\beta})$ denote the Hessian matrix of $L(\vec{\beta})$ and $\lambda_1(\vec{\beta})$ be the smallest eigenvalue of $-H(\vec{\beta})$. Let $\vec{\beta}_0$ denote the ground truth parameter and $\vec{\beta}^*$ denote the estimated parameter that is computed using (5). Define $\lambda_{\min} = \min_{0 \leq \sigma \leq 1} \lambda_1(\sigma \vec{\beta}^* + (1 - \sigma) \vec{\beta}_0)$.

If $\text{Norm}(\mathcal{X})$ has full row rank and Assumption 1 holds, then for any $0 < \delta < 1$, with probability $1 - \delta$,

$$\|\vec{\beta}^* - \vec{\beta}_0\|_2 \leq \frac{\sqrt{8(m-1)^2 c^2 d \ln(\frac{2d}{\delta})}}{\lambda_{\min} \sqrt{n}}, \quad (10)$$

where c is the difference between the largest and the smallest entries of \mathcal{X} .

Proof. It is easy to see $\vec{\beta}^*$ defined in (5) also maximizes $L(\vec{\beta})$.

Let the order $a_{i,j,1} \succ a_{i,j,2} \succ \dots \succ a_{i,j,l_j} \succ \text{others}$ denote the order O_j , i.e., $a_{i,j,p}$ is the alternative that is ranked at position p by agent j . Accordingly, the feature vector for $a_{i,j,p}$ is denoted by $\vec{x}_{ji,j,p}$. Then $L(\vec{\beta})$ can be written explicitly as $L(\vec{\beta}) = \frac{1}{n} \sum_{j=1}^n \sum_{p=1}^{l_j} (\vec{\beta} \cdot \vec{x}_{ji,j,p} - \ln \sum_{q=p}^m \exp(\vec{\beta} \cdot \vec{x}_{ji,j,q}))$.

Define $\Delta = \vec{\beta}^* - \vec{\beta}_0$ and let $\nabla L(\vec{\beta})$ denote the gradient of $L(\vec{\beta})$. We have

$$\begin{aligned} L(\vec{\beta}^*) - L(\vec{\beta}_0) - \nabla^\top L(\vec{\beta}_0) \Delta \\ \geq -\nabla^\top L(\vec{\beta}_0) \Delta \geq -\|\nabla L(\vec{\beta}_0)\|_2 \|\Delta\|_2 \end{aligned} \quad (11)$$

where the first inequality is because $L(\vec{\beta}^*)$ maximizes $L(\vec{\beta})$ and the second inequality is due to the Cauchy-Schwartz inequality. Let $H(\vec{\beta})$ denote the Hessian matrix of $L(\vec{\beta})$. Then by the mean value theorem, there exist a $\vec{\beta}' = \sigma \vec{\beta}^* + (1 - \sigma) \vec{\beta}_0$ for some $0 \leq \sigma \leq 1$ such that

$$\begin{aligned} L(\vec{\beta}^*) - L(\vec{\beta}_0) - \nabla^\top L(\vec{\beta}_0) \Delta &= \frac{1}{2} \Delta^\top H(\vec{\beta}') \Delta \\ &\leq -\frac{1}{2} \lambda_1(-H(\vec{\beta}')) \|\Delta\|_2^2 \leq -\frac{1}{2} \lambda_{\min} \|\Delta\|_2^2 \end{aligned} \quad (12)$$

where $\lambda_1(-H(\vec{\beta}'))$ is the smallest eigenvalue of $-H(\vec{\beta}')$. Due to Theorem 3, $H(\vec{\beta})$ is negative definite because $L(\vec{\beta})$ is strictly concave when $d = \text{rank}(\text{Norm}(\mathcal{X}))$. Therefore $\lambda_1(-H(\vec{\beta}')) > 0$. Combining (11) and (12), we have

$$\|\Delta\|_2 \leq \frac{2\|\nabla L(\vec{\beta}_0)\|_2}{\lambda_{\min}} \quad (13)$$

Now we bound $\|\nabla L(\vec{\beta}_0)\|_2$. The r -th entry of gradient is $\nabla_r L(\vec{\beta}) = \frac{1}{n} \sum_{j=1}^n \sum_{p=1}^{m-1} (x_{ji,j,p,r} - \frac{\sum_{q=p}^m x_{ji,j,q,r} \exp(\vec{\beta} \cdot \vec{x}_{ji,j,q})}{\sum_{q=p}^m \exp(\vec{\beta} \cdot \vec{x}_{ji,j,q})})$. It is shown by Lemma 3 that

$E[\nabla_r L(\vec{\beta}_0)] = 0$ with each summand expected to be zero. It's not hard to see that each summand $|x_{ji,j,p,r} - \frac{\sum_{q=p}^m x_{ji,j,q,r} \exp(\vec{\beta} \cdot \vec{x}_{ji,j,q})}{\sum_{q=p}^m \exp(\vec{\beta} \cdot \vec{x}_{ji,j,q})}| \leq c$, where c is the difference between the largest and the smallest entries of \mathcal{X} .

$\nabla_r L(\vec{\beta})$ can be viewed as the mean of n random variables bounded in $[-(m-1)c, (m-1)c]$. By Hoeffding's inequality, for any $r \in \{1, \dots, d\}$ and any $\epsilon > 0$,

$$\Pr(|\nabla_r L(\vec{\beta}_0)| \geq \frac{\epsilon}{\sqrt{d}}) \leq 2 \exp(-\frac{n\epsilon^2}{2(m-1)^2 c^2 d}).$$

Therefore, we have

$$\Pr(\|\nabla L(\vec{\beta}_0)\|_2 \leq \epsilon) \geq 1 - 2d \exp(-\frac{n\epsilon^2}{2(m-1)^2 c^2 d}).$$

This inequality is obtained by applying union bound. Then from (13), we have

$$\Pr(\|\Delta\|_2 \leq \frac{2\epsilon}{\lambda_{\min}}) \geq 1 - 2d \exp(-\frac{n\epsilon^2}{2(m-1)^2 c^2 d}).$$

Then (6) is obtained by letting $\delta = 2d \exp(-\frac{n\epsilon^2}{2(m-1)^2 c^2 d})$. \square