

Three-Body Inertia Tensor

June-Haak Ee,^{*} Dong-Won Jung,[†] U-Rae Kim,[‡] Dohyun Kim,[§] and Jungil Lee[¶]

KPOP \mathcal{E} Collaboration, Department of Physics,

Korea University, Seoul 02841, Korea

(Dated: June 8, 2020)

Abstract

We derive a general formula for the inertia tensor of a three-body system. By employing three independent Lagrange undetermined multipliers to express the vectors corresponding to the sides in terms of the position vectors of the vertices, we present the general covariant expression for the inertia tensor of the three particles of different masses. If $m_a/a = m_b/b = m_c/c = \rho$, then the center of mass coincides with the incenter of the triangle and the moment of inertia about the normal axis passing the center of mass is $I = \rho abc$, where m_a , m_b , and m_c are the masses of the particles at A , B , and C , respectively, and a , b , and c are the lengths of the line segments \overline{BC} , \overline{CA} , and \overline{AB} , respectively. The derivation and the corresponding results are closely related to the famous Heron's formula for the area of a triangle.

I. INTRODUCTION

The center of mass (CM) and inertia tensor are fundamental physical quantities for a system of particles. In usual textbooks like Refs.¹ on classical mechanics, two-body systems and specific rigid bodies like rods, plates, discs, cubes, and spheres are considered. However, students are not frequently exposed to a three-body system that constructs a triangle to investigate the fundamental mechanical properties of the CM and the inertia tensor.

Normally undergraduate students are well aware of various formulas involving trigonometric identities that project the fundamental nature of a three-body system. In this work, we are particularly interested in an arbitrary three-body system of pointlike masses m_a , m_b , and m_c placed at points A , B , and C , respectively. It is straightforward to find the CM of this three-body system. The computation of the inertia tensor of the system involves the computation of $m_a \mathbf{A}^{*2} + m_b \mathbf{B}^{*2} + m_c \mathbf{C}^{*2}$, where \mathbf{A}^* , \mathbf{B}^* , and \mathbf{C}^* are the lever-arm vectors from the CM to the vertices A , B , and C , respectively. We can express the lever-arm vectors as linear combinations of vectors \mathbf{a} , \mathbf{b} , and \mathbf{c} that represent the sides opposite to the vertices. Because \mathbf{A}^* , \mathbf{B}^* , and \mathbf{C}^* are coplanar, those linear combinations are not unique. We employ Lagrange's method of undetermined multipliers to find the inverse transformation²⁻⁶. The complicated dependence on the multipliers eventually cancels when we compute a physically measurable quantities like the scalar products of any two vectors.

By making use of the bra-ket notation and completely covariant approach⁷, we have computed the inertia tensor in an arbitrary frame of reference. As a special example, we consider the case in which the CM coincides with the incenter of the triangle. In that case, the perpendicular distance from the CM to every side is the same. We have demonstrated that the condition is satisfied if $m_a : m_b : m_c = a : b : c$. The solutions that we discarded involves unphysical mass contributions. The moment of inertia about the normal axis passing the center of mass is found to be $I = \rho abc$ when $\rho = m_a/a = m_b/b = m_c/c$. The derivation and the corresponding results are closely related to the famous Heron's formula for the area of a triangle.

This paper is organized as follows: In Sec. II, we list the definitions of various physical variables that we frequently use in the remainder of this paper. Section III contains the computation of the scalar products of the lever-arm vectors by employing Lagrange's method of undetermined multipliers. The features of the special case that the CM coincides with

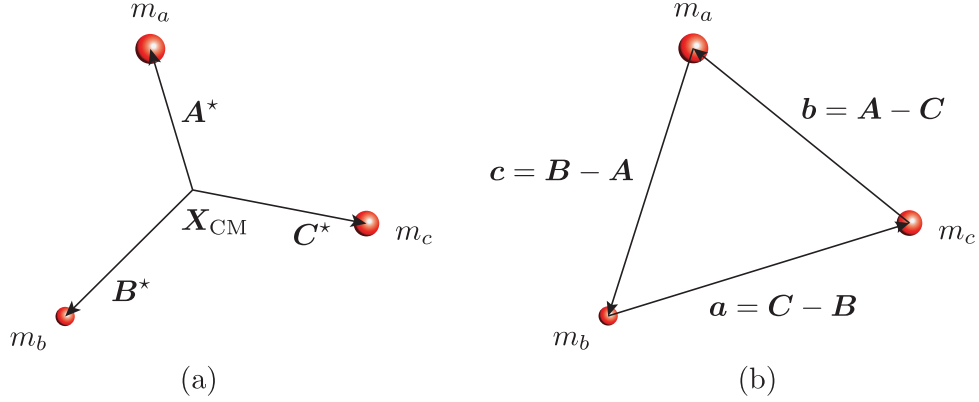


FIG. 1. (a) The lever-arm vectors \mathbf{A}^* , \mathbf{B}^* , and \mathbf{C}^* from the CM, \mathbf{X}_{CM} , to three particles of mass m_a , m_b , and m_c , respectively. (b) The side vectors \mathbf{a} , \mathbf{b} , and \mathbf{c} defined in Eq. (7), where $\mathbf{V} = \mathbf{X}_{\text{CM}} + \mathbf{V}^*$.

the incenter are considered in Sec. IV. The relationship among our mechanical variables and Heron's formula for the area of a triangle is presented in Sec. V. The computation of the inertia tensor of the three-body system is given in Sec. VI that is followed by the discussion in Sec. VII.

II. DEFINITIONS

As shown in Fig. 1, there are three particles of mass m_a , m_b , and m_c placed at \mathbf{A} , \mathbf{B} , and \mathbf{C} , respectively. We denote the total mass by $M = m_a + m_b + m_c$. The CM¹ is at

$$\mathbf{X}_{\text{CM}} = \frac{1}{M}(m_a\mathbf{A} + m_b\mathbf{B} + m_c\mathbf{C}). \quad (1)$$

We employ the bra-ket notation⁸⁻¹¹ $\langle \mathbf{U} | \mathbf{V} \rangle \equiv \mathbf{U} \cdot \mathbf{V}$ for any Euclidean vectors \mathbf{U} and \mathbf{V} . The inertia tensor operator can then be defined by

$$\mathbf{I} = (m_a\mathbf{A}^2 + m_b\mathbf{B}^2 + m_c\mathbf{C}^2)\mathbf{1} - m_a|\mathbf{A}\rangle\langle\mathbf{A}| - m_b|\mathbf{B}\rangle\langle\mathbf{B}| - m_c|\mathbf{C}\rangle\langle\mathbf{C}|. \quad (2)$$

Here, $\mathbf{1}$ is the identity operator whose matrix representation is $\mathbb{1} = (\delta_{ij})$. In any Cartesian coordinates with the unit basis vectors $\hat{\mathbf{e}}_i$, the inertia tensor is the matrix element of $\mathbb{I} = (I_{ij})$ that can be projected out from (2) as

$$I_{ij} = \langle \hat{\mathbf{e}}_i | \mathbf{I} | \hat{\mathbf{e}}_j \rangle = m_a \left[\delta_{ij} \left(\sum_{k=1}^3 A_k^2 \right) - A_i A_j \right] + m_b \left[\delta_{ij} \left(\sum_{k=1}^3 B_k^2 \right) - B_i B_j \right] + m_c \left[\delta_{ij} \left(\sum_{k=1}^3 C_k^2 \right) - C_i C_j \right], \quad (3)$$

where $\langle \hat{\mathbf{e}}_i | \hat{\mathbf{e}}_j \rangle = \delta_{ij}$, and $V_i = \langle \hat{\mathbf{e}}_i | \mathbf{V} \rangle = \langle \mathbf{V} | \hat{\mathbf{e}}_i \rangle$ for any Euclidean vector \mathbf{V} .

We attach a superscript \star to represent a vector in the CM frame such that

$$\mathbf{V}^\star = \mathbf{V} - \mathbf{X}_{\text{CM}}. \quad (4)$$

Thus in the CM frame, the three *lever-arm vectors* \mathbf{A}^\star , \mathbf{B}^\star , and \mathbf{C}^\star from the CM are coplanar:

$$m_a \mathbf{A}^\star + m_b \mathbf{B}^\star + m_c \mathbf{C}^\star = \mathbf{0}. \quad (5)$$

Parallel-axis theorem can be employed to express the inertia tensor as

$$\begin{aligned} \mathbf{I} = & (M \mathbf{X}_{\text{CM}}^2 + m_a \mathbf{A}^{\star 2} + m_b \mathbf{B}^{\star 2} + m_c \mathbf{C}^{\star 2}) \mathbf{1} \\ & - M |\mathbf{X}_{\text{CM}}\rangle \langle \mathbf{X}_{\text{CM}}| - m_a |\mathbf{A}^\star\rangle \langle \mathbf{A}^\star| - m_b |\mathbf{B}^\star\rangle \langle \mathbf{B}^\star| - m_c |\mathbf{C}^\star\rangle \langle \mathbf{C}^\star|. \end{aligned} \quad (6)$$

We define the displacements \overrightarrow{BC} , \overrightarrow{CA} , and \overrightarrow{AB} that are independent of the frame of reference as

$$\mathbf{a} = \overrightarrow{BC} = \mathbf{C} - \mathbf{B} = \mathbf{C}^\star - \mathbf{B}^\star, \quad (7a)$$

$$\mathbf{b} = \overrightarrow{CA} = \mathbf{A} - \mathbf{C} = \mathbf{A}^\star - \mathbf{C}^\star, \quad (7b)$$

$$\mathbf{c} = \overrightarrow{AB} = \mathbf{B} - \mathbf{A} = \mathbf{B}^\star - \mathbf{A}^\star. \quad (7c)$$

III. LAGRANGE MULTIPLIERS AND INVARIANTS

We want to express the lever-arm vectors \mathbf{A}^\star , \mathbf{B}^\star , and \mathbf{C}^\star in terms of the *side vectors* \mathbf{a} , \mathbf{b} , and \mathbf{c} . According to (5), only two of the three vectors \mathbf{A}^\star , \mathbf{B}^\star , and \mathbf{C}^\star are linearly independent. Thus the inverse transformation is not unique. We introduce three Lagrange undetermined multipliers λ_1 , λ_2 , and λ_3 with the dimensions of mass inverse. By adding $\lambda_i(m_a \mathbf{A}^\star + m_b \mathbf{B}^\star + m_c \mathbf{C}^\star)$, which is actually vanishing according to (5), to the constraint equations in Eq. (7), we can make the transformation invertible:

$$\begin{pmatrix} \mathbf{a} \\ \mathbf{b} \\ \mathbf{c} \end{pmatrix} = \mathbb{A}(\lambda_1, \lambda_2, \lambda_3) \begin{pmatrix} \mathbf{A}^\star \\ \mathbf{B}^\star \\ \mathbf{C}^\star \end{pmatrix}, \quad (8)$$

where the matrix $\mathbb{A}(\lambda_1, \lambda_2, \lambda_3)$ is defined by

$$\mathbb{A}(\lambda_1, \lambda_2, \lambda_3) = \begin{pmatrix} 0 & -1 & 1 \\ 1 & 0 & -1 \\ -1 & 1 & 0 \end{pmatrix} + \begin{pmatrix} \lambda_1 m_a & \lambda_1 m_b & \lambda_1 m_c \\ \lambda_2 m_a & \lambda_2 m_b & \lambda_2 m_c \\ \lambda_3 m_a & \lambda_3 m_b & \lambda_3 m_c \end{pmatrix}. \quad (9)$$

While $\mathbb{A}(0, 0, 0)$ is not invertible, $\mathbb{A}(\lambda_1, \lambda_2, \lambda_3)$ has the inverse:

$$\begin{aligned}\mathbf{A}^* &= \frac{1}{\mathcal{D}} \{ [1 - m_c \lambda_2 + m_b \lambda_3] \mathbf{a} + [1 + m_c \lambda_1 + (m_b + m_c) \lambda_3] \mathbf{b} + [1 - m_b \lambda_1 - (m_b + m_c) \lambda_2] \mathbf{c} \}, \\ \mathbf{B}^* &= \frac{1}{\mathcal{D}} \{ [1 - m_c \lambda_2 - (m_a + m_c) \lambda_3] \mathbf{a} + [1 + m_c \lambda_1 - m_a \lambda_3] \mathbf{b} + [1 + (m_a + m_c) \lambda_1 + m_a \lambda_2] \mathbf{c} \}, \\ \mathbf{C}^* &= \frac{1}{\mathcal{D}} \{ [1 + (m_a + m_b) \lambda_2 + m_b \lambda_3] \mathbf{a} + [1 - (m_a + m_b) \lambda_1 - m_a \lambda_3] \mathbf{b} + [1 - m_b \lambda_1 + m_a \lambda_2] \mathbf{c} \},\end{aligned}\tag{10}$$

where the determinant \mathcal{D} of $\mathbb{A}(\lambda_1, \lambda_2, \lambda_3)$ is given by

$$\mathcal{D} = (m_a + m_b + m_c)(\lambda_1 + \lambda_2 + \lambda_3).\tag{11}$$

It is manifest that the determinant \mathcal{D} vanishes when $\lambda_1 + \lambda_2 + \lambda_3 = 0$. Except for that case, we are free to choose any values λ_i 's. The introduction of the multipliers brings in parameter dependence because the coefficient of each parameter that is actually vanishing is shared by \mathbf{A}^* , \mathbf{B}^* , and \mathbf{C}^* nonuniformly. The explicit dependence on the parameters λ_i 's is present only at the vector level. We shall find that the parameter dependence disappears once we compute the invariant quantities like scalar products.

According to (7) and Fig. 1(b), the angle between \mathbf{a} and \mathbf{b} is $\pi - \angle C$ and so on. Here, we denote the internal angle of the triangle at vertex \mathbf{C} by $\angle C$, and similarly for $\angle A$ and $\angle B$. Therefore, the scalar products of unit vectors $\hat{\mathbf{a}}$, $\hat{\mathbf{b}}$, and $\hat{\mathbf{c}}$ parallel to \mathbf{a} , \mathbf{b} , and \mathbf{c} , respectively, are

$$\hat{\mathbf{a}} \cdot \hat{\mathbf{b}} = -\cos \angle C = \frac{c^2 - a^2 - b^2}{2ab},\tag{12a}$$

$$\hat{\mathbf{b}} \cdot \hat{\mathbf{c}} = -\cos \angle A = \frac{a^2 - b^2 - c^2}{2bc},\tag{12b}$$

$$\hat{\mathbf{c}} \cdot \hat{\mathbf{a}} = -\cos \angle B = \frac{b^2 - c^2 - a^2}{2ca}.\tag{12c}$$

While each of the lever-arm vectors \mathbf{A}^* , \mathbf{B}^* , and \mathbf{C}^* are dependent on the parameters λ_i ,

the scalar products are free of the parameter dependence:

$$\begin{aligned}
\mathbf{A}^{*2} &= \frac{m_b + m_c}{D} (m_b c^2 + m_c b^2 - \mu_{bc} a^2), \\
\mathbf{B}^{*2} &= \frac{m_c + m_a}{D} (m_c a^2 + m_a c^2 - \mu_{ca} b^2), \\
\mathbf{C}^{*2} &= \frac{m_a + m_b}{D} (m_a b^2 + m_b a^2 - \mu_{ab} c^2), \\
\mathbf{A}^* \cdot \mathbf{B}^* &= \frac{m_c}{2D} \left[(m_a - m_b + m_c) a^2 + (m_b - m_a + m_c) b^2 - \left(m_a + m_b + m_c + \frac{2m_a m_b}{m_c} \right) c^2 \right], \\
\mathbf{B}^* \cdot \mathbf{C}^* &= \frac{m_a}{2D} \left[(m_b - m_c + m_a) b^2 + (m_c - m_b + m_a) c^2 - \left(m_a + m_b + m_c + \frac{2m_b m_c}{m_a} \right) a^2 \right], \\
\mathbf{C}^* \cdot \mathbf{A}^* &= \frac{m_b}{2D} \left[(m_c - m_a + m_b) c^2 + (m_a - m_c + m_b) a^2 - \left(m_a + m_b + m_c + \frac{2m_c m_a}{m_b} \right) b^2 \right],
\end{aligned} \tag{13}$$

where $D = (m_a + m_b + m_c)^2$ and $\mu_{ij} = m_i m_j / (m_i + m_j)$ is the reduced mass of a two-body system.

IV. WHEN CM IS IDENTICAL TO THE INCENTER

We consider a special case in which the CM becomes identical to the incenter of the triangle. We shall find that the CM is identical to the incenter of the triangle at which the following ratios are all equal:

$$\rho = \frac{m_a}{a} = \frac{m_b}{b} = \frac{m_c}{c}. \tag{14}$$

Let us introduce the position vector \mathbf{A}' for the foot of the normal from the \mathbf{X}_{CM} to \mathbf{a} . \mathbf{B}' and \mathbf{C}' are defined in a similar manner as shown in Fig. 2. Then the vectors \mathbf{A}^* , \mathbf{B}^* , and \mathbf{C}^* bisect the angles $\angle A$, $\angle B$, and $\angle C$, respectively. We define

$$\alpha = |\overrightarrow{AB'}| = |\overrightarrow{AC'}|, \tag{15}$$

$$\beta = |\overrightarrow{BC'}| = |\overrightarrow{BA'}|, \tag{16}$$

$$\gamma = |\overrightarrow{CA'}| = |\overrightarrow{CB'}|. \tag{17}$$

Then the *normal vectors* \mathbf{A}' , \mathbf{B}' , and \mathbf{C}' are expressed as

$$\mathbf{A}' = \mathbf{B}^* + \beta \hat{\mathbf{a}} = \mathbf{C}^* - \gamma \hat{\mathbf{a}}, \tag{18}$$

$$\mathbf{B}' = \mathbf{C}^* + \gamma \hat{\mathbf{b}} = \mathbf{A}^* - \alpha \hat{\mathbf{b}}, \tag{19}$$

$$\mathbf{C}' = \mathbf{A}^* + \alpha \hat{\mathbf{c}} = \mathbf{B}^* - \beta \hat{\mathbf{c}}. \tag{20}$$

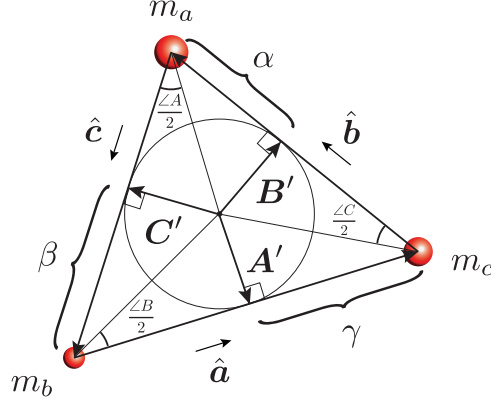


FIG. 2. The definitions of normal vectors \mathbf{A}' , \mathbf{B}' , and \mathbf{C}' . We show the directions of the unit vectors $\hat{\mathbf{a}}$, $\hat{\mathbf{b}}$, and $\hat{\mathbf{c}}$, and the lengths α , β , and γ defined in Eq. (15). We also show the half angles at the vertices A , B , and C .

Hence,

$$\mathbf{a} = a\hat{\mathbf{a}} = (\beta + \gamma)\hat{\mathbf{a}}, \quad (21)$$

$$\mathbf{b} = b\hat{\mathbf{b}} = (\gamma + \alpha)\hat{\mathbf{b}}, \quad (22)$$

$$\mathbf{c} = c\hat{\mathbf{c}} = (\alpha + \beta)\hat{\mathbf{c}}. \quad (23)$$

We define the perpendicular distance from the CM to \mathbf{a} , \mathbf{b} , and \mathbf{c} by

$$r_a = \sqrt{\mathbf{A}'^2} = \sqrt{\mathbf{B}'^2} \sin \frac{\angle B}{2} = \beta \tan \frac{\angle B}{2}, \quad (24a)$$

$$r_b = \sqrt{\mathbf{B}'^2} = \sqrt{\mathbf{C}'^2} \sin \frac{\angle C}{2} = \gamma \tan \frac{\angle C}{2}, \quad (24b)$$

$$r_c = \sqrt{\mathbf{C}'^2} = \sqrt{\mathbf{A}'^2} \sin \frac{\angle A}{2} = \alpha \tan \frac{\angle A}{2}. \quad (24c)$$

By making use of the trigonometric identity $\sin \frac{\theta}{2} = \sqrt{(1 - \cos \theta)/2}$, we find r_a^2 , r_b^2 , and r_c^2 from Eqs. (12) and (13) as follows:

$$r_a^2 = Fb(b + c - a)(b - c + a)(m_c + m_a)(m_c a^2 + m_a c^2 - \mu_{ca} b^2), \quad (25a)$$

$$r_b^2 = Fc(c + a - b)(c - a + b)(m_a + m_b)(m_a b^2 + m_b a^2 - \mu_{ab} c^2), \quad (25b)$$

$$r_c^2 = Fa(a + b - c)(a - b + c)(m_b + m_c)(m_b c^2 + m_c b^2 - \mu_{bc} a^2), \quad (25c)$$

where $F \equiv 1/[4abc(m_a + m_b + m_c)^2]$.

If the position of the CM coincides with the incenter of the triangle, then $r_a = r_b = r_c$. The first solution is given by

$$m_a : m_b : m_c = a : b : c. \quad (26)$$

The other solutions are

$$m_a : m_b : m_c = b^2 - a^2 - c^2 \pm \sqrt{\lambda(a^2, b^2, c^2)} : a^2 - b^2 - c^2 \mp \sqrt{\lambda(a^2, b^2, c^2)} : 2c^2, \quad (27a)$$

$$m_a : m_b : m_c = a^2(b^2 + c^2 - a^2 - bc) : b^2(a^2 + c^2 - b^2 - ac) : c^2(b^2 + a^2 - c^2 - ab), \quad (27b)$$

where Källén function¹²⁻¹⁵ $\lambda(a^2, b^2, c^2)$ is defined by

$$\begin{aligned} \lambda(a^2, b^2, c^2) &= -(a+b+c)(a+b-c)(b+c-a)(c+a-b) \\ &= a^4 + b^4 + c^4 - 2(a^2b^2 + b^2c^2 + c^2a^2). \end{aligned} \quad (28)$$

According to the first line of (28), $\lambda(a^2, b^2, c^2)$ must be negative definite because $a+b+c > 0$, $a+b > c$, $b+c > a$, and $c+a > b$. Thus we discard the solution (27a) which gives imaginary mass. We also discard the solution of Eq. (27b) that involves a negative mass. Listing the sides in order as $c \geq b \geq a$, we can show that

$$\begin{aligned} b^2 + c^2 - a^2 - bc &\leq b^2 + c^2 - a^2 - b^2 = c^2 - a^2, \\ a^2 + c^2 - b^2 - ac &\leq a^2 + c^2 - b^2 - a^2 = c^2 - b^2, \\ b^2 + a^2 - c^2 - ab &\leq b^2 + a^2 - c^2 - a^2 = b^2 - c^2 \leq 0. \end{aligned} \quad (29)$$

By imposing the conditions in (29) into Eq. (27b), we find that at least one particle must be massless or of negative mass. Thus, we discard this unphysical solution, too. As a result, (26) is the unique physical solution for $r_a^2 = r_b^2 = r_c^2$ and is consistent with (14). We substitute the constraint (14) into (25) to find that $r_a = r_b = r_c = r$, where

$$r \equiv \sqrt{\frac{(a+b-c)(b+c-a)(c+a-b)}{4(a+b+c)}} = \sqrt{\mathbf{A}^2} = \sqrt{\mathbf{B}^2} = \sqrt{\mathbf{C}^2}. \quad (30)$$

According to (24), we find that

$$\alpha = \frac{r}{\tan \frac{\angle A}{2}} = \frac{1}{2}(b+c-a) = s-a, \quad (31a)$$

$$\beta = \frac{r}{\tan \frac{\angle B}{2}} = \frac{1}{2}(c+a-b) = s-b, \quad (31b)$$

$$\gamma = \frac{r}{\tan \frac{\angle C}{2}} = \frac{1}{2}(a+b-c) = s-c, \quad (31c)$$

where we used the trigonometric identity $\tan \frac{\theta}{2} = \sqrt{(1-\cos \theta)/(1+\cos \theta)}$ and define s as

$$s = \alpha + \beta + \gamma = \frac{1}{2}(a+b+c). \quad (31d)$$

We substitute the constraint (14) into the scalar products in Eq. (13) to determine the scalar

products of the lever-arm vectors:

$$\mathbf{A}^{*2} = \frac{bc(b+c-a)}{a+b+c}, \quad (32a)$$

$$\mathbf{B}^{*2} = \frac{ca(c+a-b)}{a+b+c}, \quad (32b)$$

$$\mathbf{C}^{*2} = \frac{ab(a+b-c)}{a+b+c}, \quad (32c)$$

$$\mathbf{A}^* \cdot \mathbf{B}^* = -\frac{c(c+a-b)(c-a+b)}{2(a+b+c)}, \quad (32d)$$

$$\mathbf{B}^* \cdot \mathbf{C}^* = -\frac{a(a+b-c)(a-b+c)}{2(a+b+c)}, \quad (32e)$$

$$\mathbf{C}^* \cdot \mathbf{A}^* = -\frac{b(b+c-a)(b-c+a)}{2(a+b+c)}. \quad (32f)$$

V. HERON'S FORMULA

By making use of the identities in Eq. (12), we obtain

$$\sin \angle A = \sqrt{1 - \cos^2 \angle A} = \frac{\sqrt{-\lambda(a^2, b^2, c^2)}}{2bc}, \quad (33a)$$

$$\sin \angle B = \sqrt{1 - \cos^2 \angle B} = \frac{\sqrt{-\lambda(a^2, b^2, c^2)}}{2ca}, \quad (33b)$$

$$\sin \angle C = \sqrt{1 - \cos^2 \angle C} = \frac{\sqrt{-\lambda(a^2, b^2, c^2)}}{2ab}, \quad (33c)$$

where Källén function $\lambda(a^2, b^2, c^2)$ is defined in Eq. (28). Heron's formula for the area of a triangle is reproduced:

$$\begin{aligned} \Delta &= \frac{1}{2}ab \sin \angle C = \frac{1}{2}bc \sin \angle A = \frac{1}{2}ca \sin \angle B \\ &= \frac{1}{4}\sqrt{-\lambda(a^2, b^2, c^2)} \\ &= \frac{1}{4}\sqrt{(a+b+c)(a+b-c)(b+c-a)(c+a-b)} \\ &= rs \\ &= \sqrt{s(s-a)(s-b)(s-c)} \\ &= \frac{1}{2}r(a+b+c) \\ &= r(\alpha + \beta + \gamma), \end{aligned} \quad (34)$$

where we have made use of the identities (30) and (31).

VI. INERTIA TENSOR

The inertia tensor for arbitrary masses and length parameters can be computed by making use of (6). In this section, we compute that tensor. One of the principal axis is along $\hat{\mathbf{n}}$ perpendicular to the triangle passing the CM. The moment of inertia about that axis is

$$I_{\hat{\mathbf{n}}} = m_a \mathbf{A}^{*2} + m_b \mathbf{B}^{*2} + m_c \mathbf{C}^{*2}. \quad (35)$$

Because \mathbf{A}^* , \mathbf{B}^* , and \mathbf{C}^* are coplanar and $\hat{\mathbf{n}}$ is perpendicular to the triangle, the coefficient of $|\hat{\mathbf{n}}\rangle\langle\hat{\mathbf{n}}|$ must be the same as that for $\mathbf{1}$:

$$\mathbf{I} = I_{\hat{\mathbf{n}}}(|\hat{\mathbf{n}}\rangle\langle\hat{\mathbf{n}}| + \mathbf{1}_{\perp}) - m_a |\mathbf{A}^*\rangle\langle\mathbf{A}^*| - m_b |\mathbf{B}^*\rangle\langle\mathbf{B}^*| - m_c |\mathbf{C}^*\rangle\langle\mathbf{C}^*|, \quad (36)$$

where $\mathbf{1}_{\perp}$ is the two-dimensional identity operator on the triangle plane. We choose the cyclic orthonormal basis vectors as

$$\begin{aligned} \hat{\mathbf{e}}_1 &= \frac{\mathbf{A}^*}{\sqrt{\mathbf{A}^{*2}}}, \\ \hat{\mathbf{e}}_2 &= \hat{\mathbf{n}} \times \hat{\mathbf{e}}_1. \end{aligned} \quad (37)$$

Then $\mathbf{1}_{\perp} = |\hat{\mathbf{e}}_1\rangle\langle\hat{\mathbf{e}}_1| + |\hat{\mathbf{e}}_2\rangle\langle\hat{\mathbf{e}}_2|$ and

$$\mathbf{I} = I_{\hat{\mathbf{n}}} |\hat{\mathbf{n}}\rangle\langle\hat{\mathbf{n}}| + \sum_{i,j=1}^2 I_{ij} |\hat{\mathbf{e}}_i\rangle\langle\hat{\mathbf{e}}_j|, \quad (38)$$

where

$$\begin{aligned} I_{11} &= m_b B_{\perp}^2 + m_c C_{\perp}^2, \\ I_{12} &= -m_b B_{\parallel} B_{\perp} - m_c C_{\parallel} C_{\perp} = I_{21}, \\ I_{22} &= m_a A_{\parallel}^2 + m_b B_{\parallel}^2 + m_c C_{\parallel}^2. \end{aligned} \quad (39)$$

Here, X_{\parallel} and X_{\perp} are the components of \mathbf{X}^* that are parallel and perpendicular to \mathbf{A}^* , respectively, as shown in Fig. 3. We can replace the components of \mathbf{C}^* with those of \mathbf{A}^* and \mathbf{B}^* by making use of the CM condition $\mathbf{C}^* = - (m_a \mathbf{A}^* + m_b \mathbf{B}^*) / m_c$.

The inertia tensor operator becomes most compact if we choose the principal axes to be the basis vectors $\hat{\mathbf{q}}_{\pm}$ where

$$\mathbf{I} = I_{\hat{\mathbf{n}}} |\hat{\mathbf{n}}\rangle\langle\hat{\mathbf{n}}| + I_+ |\hat{\mathbf{q}}_+\rangle\langle\hat{\mathbf{q}}_+| + I_- |\hat{\mathbf{q}}_-\rangle\langle\hat{\mathbf{q}}_-|. \quad (40)$$

The principal axes $\{\hat{\mathbf{q}}_+, \hat{\mathbf{q}}_-\}$ can be obtained by rotating $\{\hat{\mathbf{e}}_1, \hat{\mathbf{e}}_2\}$ as

$$\begin{aligned} |\hat{\mathbf{q}}_+\rangle &= \cos\theta |\hat{\mathbf{e}}_1\rangle + \sin\theta |\hat{\mathbf{e}}_2\rangle, \\ |\hat{\mathbf{q}}_-\rangle &= -\sin\theta |\hat{\mathbf{e}}_1\rangle + \cos\theta |\hat{\mathbf{e}}_2\rangle, \end{aligned} \quad (41)$$

where the angle θ is

$$\theta = \frac{1}{2} \arctan \frac{2I_{12}}{I_{11} - I_{22}}. \quad (42)$$

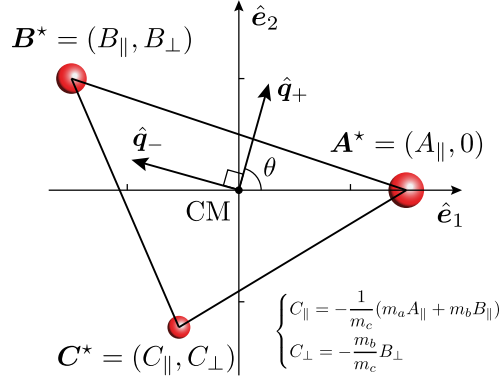


FIG. 3. The lever-arm vectors of the three particles in the frame where \mathbf{A}^* is along the x axis. The principal axes $\hat{\mathbf{q}}_+$ and $\hat{\mathbf{q}}_-$ can be obtained by rotating $\hat{\mathbf{e}}_1$ and $\hat{\mathbf{e}}_2$, respectively, by an angle θ defined in (42).

The principal moments are now determined as

$$\begin{aligned}
 I_{\hat{\mathbf{n}}} &= m_a \mathbf{A}^{*2} + m_b \mathbf{B}^{*2} + m_c \mathbf{C}^{*2}, \\
 I_+ &= I_{11} \cos^2 \theta + I_{22} \sin^2 \theta + I_{12} \sin 2\theta, \\
 I_- &= I_{22} \cos^2 \theta + I_{11} \sin^2 \theta - I_{12} \sin 2\theta.
 \end{aligned} \tag{43}$$

The rotationally invariant forms of \mathbf{A}^* , \mathbf{B}^* , and \mathbf{C}^* are

$$A_{\parallel} = \sqrt{\mathbf{A}^{*2}}, \tag{44a}$$

$$B_{\parallel} = \frac{\mathbf{A}^* \cdot \mathbf{B}^*}{\sqrt{\mathbf{A}^{*2}}}, \tag{44b}$$

$$B_{\perp} = \frac{(\mathbf{A}^* \times \mathbf{B}^*) \cdot \hat{\mathbf{n}}}{\sqrt{\mathbf{A}^{*2}}}, \tag{44c}$$

$$C_{\parallel} = \frac{\mathbf{A}^* \cdot \mathbf{C}^*}{\sqrt{\mathbf{A}^{*2}}}, \tag{44d}$$

$$C_{\perp} = \frac{(\mathbf{A}^* \times \mathbf{C}^*) \cdot \hat{\mathbf{n}}}{\sqrt{\mathbf{A}^{*2}}}. \tag{44e}$$

Substituting Eq. (44) into Eq. (43) and applying Eq. (13), we express the principal moments $I_{\hat{\mathbf{n}}}$, I_+ , and I_- in terms of only the masses and lengths:

$$I_{\hat{\mathbf{n}}} = \frac{m_a m_b c^2 + m_b m_c a^2 + m_c m_a b^2}{m_a + m_b + m_c}, \tag{45a}$$

$$I_{\pm} = \frac{I_{\hat{\mathbf{n}}}}{2} \pm \frac{1}{2} \sqrt{I_{\hat{\mathbf{n}}}^2 + \frac{m_a m_b m_c}{m_a + m_b + m_c} \lambda(a^2, b^2, c^2)}, \tag{45b}$$

where the Källén function $\lambda(a^2, b^2, c^2)$ is defined in Eq. (28). It is manifest that the above expressions satisfy the perpendicular-axis theorem, $I_+ + I_- = I_{\hat{\mathbf{n}}}$.

If the incenter of the triangle coincides with the CM, then the condition Eq. (14) requires

$$\begin{aligned}
 I_{\hat{\mathbf{n}}} &= \rho abc, \\
 I_{\pm} &= \frac{\rho abc}{2} \pm \frac{\rho abc}{2} \sqrt{1 - \frac{(a+b-c)(b+c-a)(c+a-b)}{abc}}.
 \end{aligned}
 \tag{46}$$

VII. DISCUSSION

We have investigated the fundamental properties of a three-body system by computing the inertia tensor in a completely covariant way. The calculation is greatly simplified by employing the bra-ket notation. The inertia tensor is expressed in terms of the masses m_a , m_b , m_c and vectors \mathbf{a} , \mathbf{b} , \mathbf{c} representing the sides opposite to the three particles, respectively. The lever-arm vectors \mathbf{A}^* , \mathbf{B}^* , and \mathbf{C}^* that represent the displacements from the CM to particles are expressed in terms of \mathbf{a} , \mathbf{b} , and \mathbf{c} by introducing three independent Lagrange undetermined multipliers λ_1 , λ_2 , and λ_3 . The principal axes consist of the normal vector $\hat{\mathbf{n}}$ and the two placed on the triangle plane: \mathbf{q}_+ and \mathbf{q}_- shown in Eq. (41). The general expressions for the principal moment corresponding to the normal vector $\hat{\mathbf{n}}$ in Eq. (45a) is proportional to the weighted sum of the side lengths squared with the weighting factor $1/m_i$. The expressions for the principal moments on the triangle plane in Eq. (45b) involve the Källén function $\lambda(a^2, b^2, c^2)$ which is negative definite for the side lengths a , b , and c .

Lagrange's method of undetermined multipliers is frequently used to determine constraint forces in Lagrangian mechanics. It has been applied to the quantum field theory for a gauge field that has the propagator of vanishing determinant.⁴ The gauge-fixing term being added to the Lagrangian density is indeed the application of Lagrange's method of undetermined multiplier. The gauge invariance of the theory guarantees that the final gauge-invariant expression must be free of the multiplier while the intermediate gauge-dependent expressions like the Feynman rules may contain the multiplier. It is particularly useful to solve a system of linear equations that has multiple solutions. While the introduction of the multipliers brings in complicated intermediate results at the vector level, our final results for the inertia tensor are free of these parameters because the results are expressed in terms of the scalar products that are invariant. Our employment of the undetermined multiplier should be a heuristic example with which students can be familiar with the method.

Our derivation for the inertia tensor involved a full exploitation of Dirac's bra-ket notation. The inertia tensor operator was expressed as the sum of operators before the projection

onto a specific coordinate system. Thus during the full procedure of the derivation, we were free of complicated vector indices. Extension to the fully covariant derivation⁷ can be directly obtained from the operator representation. Explicit coordinate dependence can then be projected out from the covariant expression. Ordinarily, undergraduate physics major students are exposed to the bra-ket notation for the first time when they take a course on quantum mechanics. We argue that a lot of experiences can be made regarding the bra-ket notation when they study classical mechanics.

As a specific example, we have considered the case in which the CM coincides with the incenter of the triangle. In that case, the perpendicular distance from the CM to every side is the same. We have demonstrated that the condition is satisfied if $m_a : m_b : m_c = a : b : c$. The derivation and the corresponding results are closely related to the famous Heron's formula for the area of a triangle. While Heron's formula is for the area of a triangle, the formula $I_{\hat{n}} = \rho abc$ in Eq. (46) is actually a derivative of Heron's formula extended to the moment of inertia.

ACKNOWLEDGMENTS

As members of the Korea Pragmatist Organization for Physics Education (*KPOP*ℰ), the authors thank to the remaining members of *KPOP*ℰ for useful discussions. This work is supported in part by the National Research Foundation of Korea (NRF) grant funded by the Korea government (MSIT) under Contract Nos. NRF-2020R1A2C3009918 (J.-H.E., U-R.K., D.W.J., D.K., and J.L.), NRF-2017R1E1A1A01074699 (D.W.J. and J.L.), NRF-2018R1D1A1B07047812 (D.W.J.), and NRF-2019R1A6A3A01096460 (U-R.K.).

* chodigi@gmail.com

† dongwonj@korea.ac.kr

‡ sadafada@korea.ac.kr

§ tradysori705@korea.ac.kr

¶ jungil@korea.ac.kr; Director of Korea Pragmatist Organization for Physics Education (*KPOP*ℰ)

¹ See for example, H. Goldstein, *Classical Mechanics*, 2nd ed., (Addison-Wesley, 1980), ISBN-10: 0201029189; A. L. Fetter and J. D. Walecka, *Theoretical Mechanics of Particles and Continua*,

- (Dover Publications, 2003), ISBN-10: 0070206589; S. T. Thornton and J. B. Marion, *Classical Dynamics of Particles and Systems*, 4th ed., (Cengage Learning, 2003), ISBN-10: 0030973023. Phys. Teach. **51**, 139 (2013).
- ² J. L. Prather, “Undetermined Multipliers,” Am. J. Phys. **33**, 657 (1965).
- ³ G. H. Goedecke, “Undetermined Multiplier Treatments of the Lagrange Problem,” Am. J. Phys. **34**, 571 (1966).
- ⁴ L. D. Faddeev and V. N. Popov, “Feynman diagrams for the Yang-Mills field,” Phys. Lett. B **25**, 29-30 (1967).
- ⁵ J. R. Gaskill Jr. and M. Arenstein, “Geometrical Basis of Lagrange Multipliers and System Constraints in Mechanics,” Am. J. Phys. **37**, 93 (1969).
- ⁶ L. Balart and S. Belmar-Herrera, “Particle sliding down an arbitrary concave curve in the Lagrangian formalism,” Am. J. Phys. **87**, 982 (2019).
- ⁷ J. H. Ee, D. W. Jung, U-R. Kim, and J. Lee, “Combinatorics in tensor-integral reduction,” Eur. J. Phys. **38** (2), 025801 (2017).
- ⁸ P. A. M. Dirac, “The physical interpretation of the quantum dynamics,” Proc. R. Soc. Lond. A **113**, 621-641 (1927).
- ⁹ P. A. M. Dirac, “A new notation for quantum mechanics,” Mathematical Proceedings of the Cambridge Philosophical Society, **35** (3), 416-418 (1939).
- ¹⁰ P. A. M. Dirac, “Generalized Hamiltonian Dynamics,” Canadian Journal of Mathematics, **2**, 129-148 (1950).
- ¹¹ P. A. M. Dirac, *The Principles of Quantum Mechanics*, 4th ed., (Clarendon Press, 1982), ISBN-10: 0198520115.
- ¹² G. Källén, *Elementary Particle Physics*, (Addison-Wesley, 1964), ISBN-10: 0201035758
- ¹³ G. Venturi, “Particle Kinematics,” Nuov. Cim. A **24**, 120 (1974).
- ¹⁴ R. H. Dalitz, “Decay of τ Mesons of Known Charge,” Phys. Rev. **94**, 1046 (1954).
- ¹⁵ S. Mandelstam, “Determination of the Pion-Nucleon Scattering Amplitude from Dispersion Relations and Unitarity. General Theory,” Phys. Rev. **112**, 1344 (1958).