

Characteristics of Dataset Retrieval Sessions: Experiences from a Real-life Digital Library

Zeljko Carevic, Dwaipayan Roy, Philipp Mayr

GESIS Leibniz Institute for the Social Sciences, Cologne, Germany

Abstract. Secondary analysis or the reuse of existing data is a common practice among social scientists. The complexity of datasets, however, exceeds those known from traditional document retrieval. Dataset retrieval, especially in the social sciences, incorporates additional material such as codebooks, questionnaires, raw data files and more. Due to the diverse nature of datasets, document retrieval models often do not work as efficiently for retrieving datasets. One way of enhancing these types of searches is to incorporate the users' interaction context in order to personalise dataset retrieval sessions. As a first step towards this long term goal, we study characteristics of dataset retrieval sessions from a real-life Digital Library for the social sciences that incorporates both: research data and publications. Previous studies reported a way of discerning queries between document of dataset search by query length. In this paper, we argue the claim and report our findings of indistinguishability of queries, whether aiming for dataset or a document. Amongst others, we report our findings of dataset retrieval sessions with respect to query characteristics, interaction sequences and topical drift within 65,000 unique sessions.

1 Introduction

With the increasing availability of research data on the Web within the Open Data initiatives, searching for it becomes an increasingly important and timely topic. The Web hosts a whole range of new data species, published in structured, unstructured and semi-structured formats – from Web tables to open government data portals, knowledge bases such as Wikidata and scientific data repositories. This data fuels many novel applications, for example, fact checkers and question answering systems, and enables advances in machine learning, artificial intelligence and information retrieval.

Dataset retrieval has emerged as an independent field of study from the text retrieval domain. The later is well-known in information retrieval (IR) with research leading to significant improvements. Dataset retrieval, on the other hand, represents a challenging sub-discipline of information retrieval with substantial differences in comparison to traditional document retrieval [12]. Datasets, especially in disciplines such as the social sciences, often encompass complex additional material such as codebooks, questionnaires, raw data files and more. Due to the higher complexity of datasets, the applicability of IR models build mainly

for document retrieval is questionable. In addition, the motivations and information needs of researchers seeking for datasets are too manifold to be supported by out-of-the-box retrieval technologies. Disciplines that are encouraged for reuse of datasets or secondary analysis such as the social sciences might thus not be supported sufficiently during dataset retrieval. One way of supporting users during dataset retrieval is the development of an integrated dataset retrieval system that employs advances from established document retrieval systems and adopts these techniques to the field of dataset retrieval. Our long term goal is to develop an effective dataset retrieval system, that incorporates personalised searching by employing contextualised ranking features which aims at tailoring search results towards users' information needs by utilising the interaction context. In order to develop a contextualised dataset retrieval approach, it is necessary to first gain a better understanding of different characteristics during dataset retrieval. Obtaining these kinds of behavioural data is usually hard. We address this shortcoming by analysing real-life user behaviour within a Digital Library for research data and related information for the social sciences [7]. As an initial outcome of this study, we report our findings on comparing dataset retrieval with document retrieval sessions corresponding to query characteristics, interaction sequences and topical drift within 65,000 unique search sessions.

2 Related Work and Motivation

Given a collection of related entities, dataset search can be defined as the process of retrieving observations related to a query where the queries are either keywords or expression in contextual query language¹. Although started as a fundamental database task [6], the diverse nature of searched entities (which can be images, graphs, tables etc.) establishes dataset search as a research domain for itself. The distinctive aspects of dataset retrieval regarding complex information need (and in turn, query formulation) makes it a difficult process in comparison to document search [3,11,12]. However, traditional keyword-based retrieval approaches are still in use by the researchers for dataset retrieval although they are observed to be less effective for the task [4]. In order to exploit the additional information available for datasets, researches have been going on [5,2] to achieve further improvement.

An important subfield in dataset retrieval has been in characterizing a query to understand user intent. Considering the diversity in nature between dataset retrieval and document retrieval, an integrated search system (having both datasets as well as documents as repository) would benefit in selecting appropriate searching mechanism if the query intent (whether dataset search or document search) is recognized. However, in [10], Kacprzak et al. reported the difficulty in understanding user intent when performing dataset search. They have subtly drawn a co-relation between query length and the type of query, and concluded with a suggestion to use longer queries for dataset retrieval. Experimented in an artificial settings without a naturalistic information need, however they concluded

¹ <https://www.loc.gov/standards/sru/cql/>

that their observation could be considered as an approximation of the user behaviour for comparing dataset and document search.

Few of the works on studying user behaviour in dataset search has been done using queries submitted to open data portals and online communities [5,10]. However, in [9], Jansen and Spink concluded that it is not possible to directly compare the results of analysis done with user logs from different search engines.

In this work, we focus on characterising intent of the user when performing publication (document) search and research data (dataset) search².

3 Experimental Materials

We conduct our experiment in a real-life Digital Library for the social sciences³. This integrated search systems (ISS) allows users exploratory searches across different data collections: research datasets, publications, survey variables, questions from questionnaires, survey instruments and tools for creating surveys. The focus of the following study is on datasets and publications. The collection covering research datasets comprises 6,267 studies that are collected within our institution and 107,595 studies coming from other institutes. The collection covering publications comprises 48,234 records mainly covering open access articles from the social sciences. Information items are interlinked for a better findability and reuse of the data. The ISS uses category facets which enables a user to switch between data types and search for exactly one data type at a time. Hence, the object types in ISS result lists are unique. The ISS is mainly used by Social Sciences researchers. A thorough report about the technical system, the content and its users can be found in [7].

The user interactions within the ISS are anonymously logged in the server, which makes it possible to study user behaviour on a larger scale. Amongst others, the log records user actions such as *queries submitted*, *record views*, *browse/-filter results* operations. For this study, we considered all search sessions from January 2018 to December 2019. Sessions and their corresponding identifiers are not bound to a timeout. Instead, a session expires in ISS on termination of the Web-Browser. In order to determine a realistic session timeout, we decided to consider sessions exceeding inactivity of 30 minutes as a new session. After this operation, we identified 30,695 dataset retrieval sessions and 34,550 sessions that were focused on publications.

Given a query Q , ISS returns a list of distinct categories such as “**research data**”, “**publications**” along with “*variables & questions*”, “*instruments & tools*” etc. from which a user can choose to retrieve a corresponding result set. For this study, we are interested in those sessions containing queries that led to record views either in category *research data* or in *publication*. We discriminate the *research data search* and *publication search* from the log on the basis of type of the succeeding viewed record by the user: we categorise a query as a

² The words (*document*, *publication*) and (*dataset*, *research data*) are used interchangeably in the rest of the paper to imply the same concept.

³ accessible via: <https://search.gesis.org>

publication search (or, dataset search) if the user has viewed a record of type publication (or research data) immediately after submitting the query to ISS. Finally, we extract only those sessions that are either of type *research data* or *publication*. In total, our pre-processed log file consists of 142,028 rows. The rows in the log represents queries submitted by users (identified by a session fingerprint) and corresponding record views which are either of type publication or a research data. The former type accounts for 79,931 records and the later for 62,097 records. Certain pre-processing steps are necessary before analysing the transaction log: we remove sessions having queries that are either empty or contains unrecognisable characters (which might be resulted from erroneous encoding).

4 Results and Observations

In this section, we discuss the observation of our user-log analysis. First, we summarise our study on query characterisation in Section 4.1. We compare and contrast dataset search and publication search on the basis of session-level information and sequential interaction information respectively in Section 4.2 and Section 4.3.

4.1 Query Characterization

In this study, we try to differentiate queries on the basis of their intent (publication or research data search). In Table 1, we present the basic statistics of queries of this two types.

	Datasets	Publications
Total query count	62,097	79,931
Unique query count	18,706 (30.12%)	33,228 (41.57%)
Avg. query length (char)	15.93	19.67
Avg. query length (terms)	1.89	2.07
Queries with digits (%)	21.57%	3.22%

Table 1: Average statistics comparing queries for dataset and publication search.

The following observations can be drawn from Table 1.

- Publication search is more common than Dataset search, with almost 28% more submitted queries, in the integrated search system. This is in line with the observations already made in [7].
- Dataset search queries are much more repetitive than publication search queries with 69.88% queries getting re-issued to the search system; in contrast the queries are less repeated (58.43%) for publication searches. We can interpret this observation by the variety of forms in representing the information need for publication searches (as compared to dataset search).

- In average, the length of a dataset search query (measured by the number of characters⁴ as well as the number of terms in the query) is less as compared to publication search. This observation is in conflict with the notion presented in [10], where the authors suggested issuing longer queries for dataset search. The reason can be the difference in the experimental settings of our study and [10] where the authors acknowledge the artificial, crowd-sourced nature of their study.
- Queries for dataset search significantly more often contain numerical digits as compared to queries for publication search as research data includes a significant number of periodic records which are titled mentioning the periods (e.g. `allbus 2014`, `allbus 2016` etc.).

4.2 Analyzing Sessions

In Table 2, we report the average number of record views for dataset search and for publication search in a session. From the table, we can see that the number of record views per session is higher for publication search than for dataset search. This implies users, having a publication search intent, are expected to view more items than for dataset search intent.; in other words, we assume that the information need for a dataset search can be addressed by comparatively less number of record views than publication search.

	Datasets	Publications
Avg. record views per session	2.02	2.31
Avg. record views per session (unique)	1.61	2.06

Table 2: Number of record views per session with different intent of search.

Session Diversity

In a single session, a user could have multiple information needs and might have issued multiple queries to ISS. In order to realise the diversity of the information need, an elementary way would be to observe the similarity of the issued queries. However, being keyword queries, term overlap based similarity measurements, like IR-based TF-IDF model or set-based Jaccard Similarity model, would perform poorly to compute similarities among queries.

To have a better understanding of the information-need diversity, a better approach would be to inspect the similarity of viewed records: *intra-record similarity is inversely proportional to the underlying diversity of a session* [1]. We hypothesise that a heterogeneous set of viewed records indicates high diversity.

In a single session S , let a user has viewed a set of records $\{r_f, \dots, r_l\}$ ($r_i \in \{\text{publication, research data}\}$). To determine whether a session can be considered as homogeneous, we measure the similarity between first (r_f) and last (r_l) encountered record. In order to do this, however a similarity threshold value is needed to be fixed with annotated training data. Instead, we apply the *More*

⁴ Character count is used considering the linguistics of German language and the queries submitted to ISS are mixed, some in German and others in English.

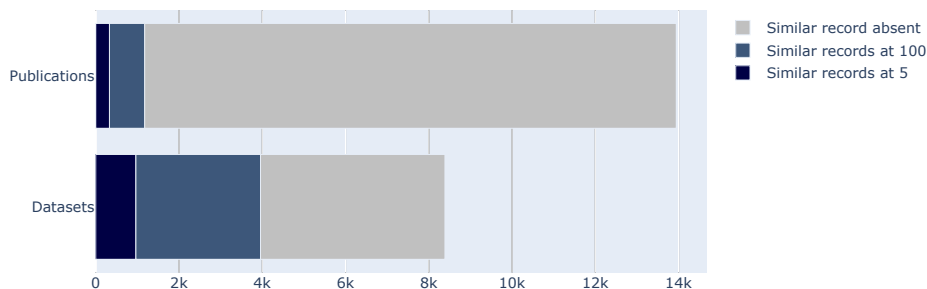


Fig. 1: Session diversity at the top 100 and the top 5 similar records.

*Like This (MLT)*⁵ module that is readily available in Elasticsearch. In the MLT module, a similarity is computed using BM25 similarity between the given document (*seed* document) and all the documents in the collection; it returns a list of documents which are similar in content with the seed document. This approach, in comparison to query similarity, enables us to utilise a set of descriptive meta-data to determine similarity between documents while at the same time, being more robust to query modifications.

For a session S , we define a tuple (r_f, r_l) consisting of the first and last viewed record. We consider r_f to be the seed document for the *MLT* module. For both publications and datasets, we retrieve top k similar items for the seed (r_f) using *MLT* module. If the last viewed record r_l is present within top k more-like-this records, we consider the session as topically homogeneous. However, choosing an appropriate k is crucial in understanding the diversity of the session. For this study, we experiment with setting k to 100 for a lenient understanding and to 5 for much rigorous, more restricted understanding of diversity.

The result of this analysis is presented graphically in Figure 1. Note that, this analysis is not applicable to those sessions having only one record view. In Figure 1, the light grey shade corresponds to sessions for which the last record r_l is not found within top 100 more-like-this records. The blue and dark blue shades indicate the number of sessions for which the last record r_l has been located respectively within top 100 and top 5 records as returned by *MLT* module.

For dataset search (presented at bottom of Figure 1), we note that approximately 11% sessions (particularly 964) are seen to be very focused to a particular topic (dark blue) for which the last viewed record (r_l) has been found within top 5 more-like-this items. The last record is found within top 100 more-like-this items for 2993 sessions (blue) which accounts for 35.7%. However, the publication search sessions seem much more diverse: we found only 846 sessions (6.1%) with last record within top 100 more-like-this items and only 329 sessions (2.3%) for which last record has been found within top 5 *MLT* entries.

The topical diversity and homogeneity of a session for publication and dataset search is even more evident when we consider the similarity scores provided by the *MLT* module ($\text{sim-score}(r_f, r_l) > 0$). On an average, dataset retrieved a

⁵ <https://www.elastic.co/guide/en/elasticsearch/reference/current/query-dsl-mlt-query.html>

similarity score of $\text{Top100} = 325.02$, $\text{Top5} = 475.0$ while the similarity score for publications was only $\text{Top100} = 70.8$ and $\text{Top5} = 117.9$. From this analysis, we can conclude that dataset retrieval sessions are much more focused than publication search sessions and the searched datasets in a single session are more densely coupled than the searched publications.

4.3 Interaction Sequences

In this section, we study differences between dataset and document search on the basis of interaction sequences. We present this using *sankey* diagrams in Figure 2. The diagrams represent the transitions of the first eight interactions of users when searching for publications (Figure 2a) and datasets (Figure 2b). In the ISS, it is possible to switch between object types (e.g. from searching on research data to publication search). Hence, we extracted only those sessions from the log having a focus either on publications or on datasets without switching type in between. Each logged transition is associated with an action label which describes the type of interaction a user has performed (“view record”, “search” etc.). An in depth explanation of this analysis technique can be found in [8].

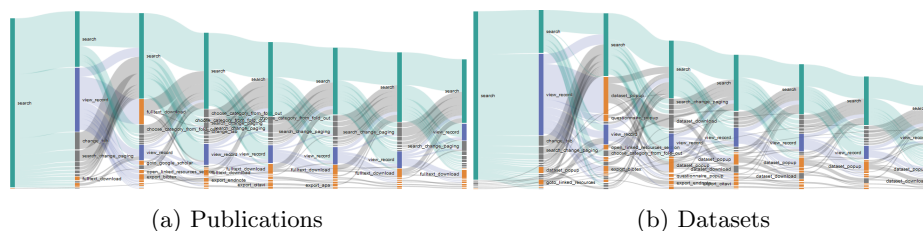


Fig. 2: First eight interaction transitions for publication and dataset search. The interactions are color coded: green accounts for searching, blue for record view, orange for download (i.e. an implicit relevance signals) and grey for other interactions. A high resolution diagram is presented in Appendix.

The analysis of the interaction sequence (see Figure 2) shows no substantial differences between datasets and publications in terms of interaction paths. For both types, the most frequent interactions after an initial search (green) were either a *view_record* (blue) or another *search*. Differences, however, can be found in two aspects: *a*) the frequency of consequent searches (green) is higher for publications; *b*) the number of implicit relevance signals, i.e. an immediate download (orange) is notably higher for dataset search. One can observe that a large fraction of dataset searches contain interactions related to download of a record which is especially visible in the third interaction for datasets. Further query reformulations are less frequent for dataset searches (flow into green from any other). A possible explanation for this can be that a major portion of dataset searches are known-item based. This observation is in line with our earlier observations on session diversity analysis (see Section 4.2).

5 Conclusion and Future Work

In this study, we presented an analysis of search log from an integrated search system containing both documents and datasets as repositories. In contrast to a similar study [10], we experimented with real-life queries issued by social scientist with a defined information need. Further, we argue that the reported analysis is more factual in accordance with the observations made in [9]. From our study, we observe that the publication search queries are more frequent and less repetitive in comparison to dataset searches. Also, the average number of record views in dataset search is significantly less as compared to publication search. In terms of segregating search intents between dataset and publication search, we note that there are barely any distinctive features to characterize a query. As part of future work, we would like to utilise the session information to personalize user profiles which can further be used to construct a recommender system for dataset.

References

1. Angel, A., Koudas, N.: Efficient diversity-aware search. In: Proc. of ACM SIGMOD. pp. 781–792 (2011)
2. Brickley, D., Burgess, M., Noy, N.: Google dataset search: Building a search engine for datasets in an open web ecosystem. In: The World Wide Web Conference. p. 13651375. WWW 19 (2019)
3. Cafarella, M.J., Halevy, A., Madhavan, J.: Structured data on the web. Commun. ACM **54**(2), 7279 (Feb 2011)
4. Chapman, A., Simperl, E., Koesten, L., Konstantinidis, G., Ibáñez, L.D., Kacprzak, E., Groth, P.: Dataset search: a survey. VLDB J. **29**(1), 251–272 (2020)
5. Chen, J., Wang, X., Cheng, G., Kharlamov, E., Qu, Y.: Towards More Usable Dataset Search: From Query Characterization to Snippet Generation. In: Proceedings of the 28th CIKM '19. pp. 2445–2448 (2019)
6. Codd, E.: Relational completeness of data base sublanguages. Computer Sciences (1972)
7. Hienert, D., Kern, D., Boland, K., Zapilko, B., Mutschke, P.: A Digital Library for Research Data and Related Information in the Social Sciences. In: 2019 ACM/IEEE Joint Conference on Digital Libraries (JCDL). pp. 148–157 (2019)
8. Hienert, D., Mutschke, P.: A usefulness-based approach for measuring the local and global effect of iir services. In: Proc. of 2016 ACM CHIIR. pp. 153–162 (2016)
9. Jansen, B.J., Spink, A.: How are we searching the world wide web? a comparison of nine search engine transaction logs. Inf. Process. Manage. **42**(1), 248263 (2006)
10. Kacprzak, E., Koesten, L., Tennison, J., Simperl, E.: Characterising Dataset Search Queries. In: Companion of WWW '18. pp. 1485–1488. ACM Press (2018)
11. Kern, D., Mathiak, B.: Are there any differences in data set retrieval compared to well-known literature retrieval? In: Research and Advanced Technology for Digital Libraries. pp. 197–208 (2015)
12. Koesten, L., Mayr, P., Groth, P., Simperl, E., de Rijke, M.: Report on the DATA:SEARCH'18 workshop - Searching Data on the Web. SIGIR Forum **52**(2), 117–124 (2018)

Appendix

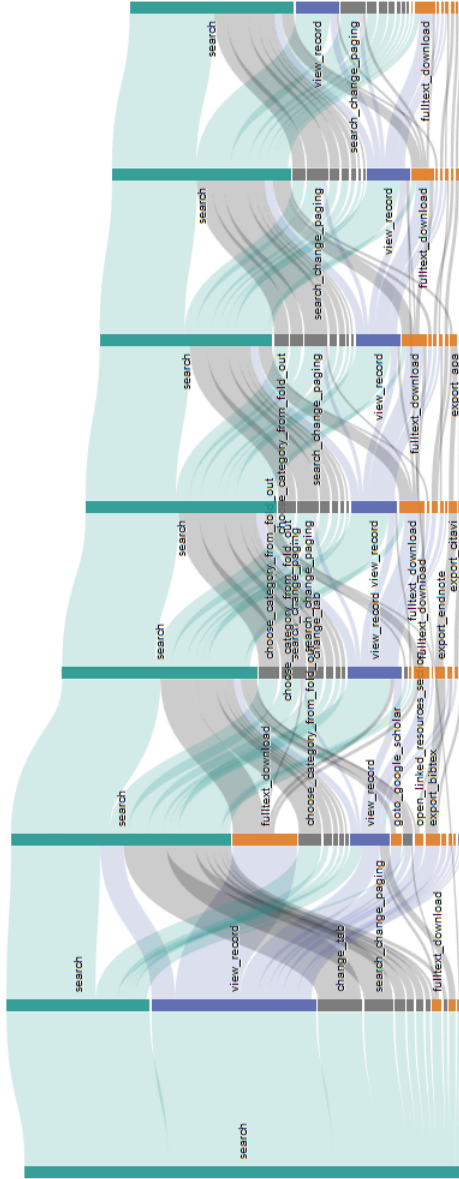


Fig. 3: Publications




Fig. 4: Dataset

Fig. 5: First eight interaction transitions for publication and dataset search. The interactions are color coded: green accounts for searching, blue for record view, orange for download (i.e. an implicit relevance signals) and grey for other interactions. Implicit relevance signals indicate those interactions with an immediate view record action after search which is an indirect indication of relevance.