

Information Freshness and Packet Drop Rate Interplay in a Two-User Multi-Access Channel

Emmanouil Fountoulakis, Themistoklis Charalambous, Nikolaos Nomikos, Anthony Ephremides, Nikolaos Pappas

Abstract—In this work, we combine the two notions of timely delivery of information to study their interplay; namely, deadline-constrained packet delivery due to latency constraints and freshness of information. More specifically, we consider a two-user multiple access setup with random-access, in which user 1 is a wireless device with a queue and has external bursty traffic which is deadline-constrained, while user 2 monitors a sensor and transmits status updates to the destination. We provide analytical expressions for the throughput and drop probability of user 1, and an analytical expression for the average Age of Information (AoI) of user 2 monitoring the sensor. The relations reveal that there is a trade-off between the average AoI of user 2 and the drop rate of user 1: the lower the average AoI, the higher the drop rate, and vice versa. Simulations corroborate the validity of our theoretical results.

I. INTRODUCTION

With the proliferation of inexpensive devices with impressive sensing, computing, and control capabilities, there has been a rapid increase in Cyber-Physical Systems (CPSs) applications, such as autonomous vehicles, wireless industrial automation, environmental, and health monitoring, to name a few [1], [2]. Such applications, however, accentuate the need for developing efficient algorithms offering timely delivery of information updates. On several occasions, this requires information to arrive at the destination within a certain period (deadline-constrained) due to stringent requirements in terms of latency, while in other cases, it is required to keep the information at the destination as fresh as possible. Information timeliness or freshness at the destination is captured by a new metric, called the Age of Information (AoI) [3], [4]. It was first introduced in [5], and it is defined as the time elapsed since the generation of the status update that was most recently received by a destination.

In this work, we consider a two-user multiple access setup with different traffic characteristics: one user has external bursty traffic which is deadline-constrained, while the other

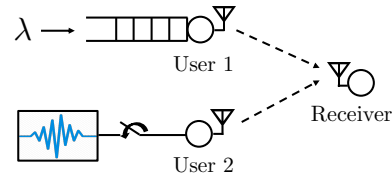


Fig. 1: System model. User 1 has deadline-constrained bursty traffic, while user 2 monitors a sensor and its traffic is AoI-oriented.

user monitors a sensor that transmits status updates (in the form of packets) to the destination; this is depicted in Fig. 1.

A. Related Works

While systems with deadline-constrained traffic has been considered almost two decades ago [6], recently, there has been an increasing interest on studying the performance of systems with deadline-constrained traffic. For example, the works in [7]–[10] consider optimal scheduling schemes for traffic with deadlines. The works [11]–[13], study the performance of random access deadline-constrained wireless networks. In [14], the authors analyze the benefits of scheduling based on exploiting variable transmission times in multi-channel wireless systems with heterogeneous traffic flows. In [15], the authors consider a joint scheduling-and-power-allocation problem of a downlink cellular system with real-time and non-real-time users. The authors proposed an algorithm that satisfies the hard deadline requirements for the real-time users and stability constraints for the non-real-time ones. In [16] a dynamic algorithm that solves the problem of minimizing packet drop rate in deadline-constrained traffic by optimizing power allocation under average power consumption constraints was proposed.

There is a line of papers that consider the interplay of AoI with throughput or latency. For example, the work in [17] derives optimal status updating policies for a system with a source-destination pair that communicates via a wireless link, whereby the source node is comprised of a queue and serves two traffic flows, one that is AoI sensitive and one that is throughput oriented. In [18], the authors study the performance of a multiple access channel with heterogeneous traffic: one grid-connected node has bursty data arrivals and another node with energy harvesting capabilities sends status updates to a common destination. The work closer to our work is [19], in which the interplay between delay violation

This work has been partially supported by the Swedish Research Council (VR) and by CENIIT. The work of T. Charalambous was supported by the Academy of Finland under Grant 317726.

E. Fountoulakis and N. Pappas are with the Department of Science and Technology, Linköping University, Campus Norrköping, Sweden (emails: {emmanouil.fountoulakis, nikolaos.pappas}@liu.se).

T. Charalambous is with the School of Electrical Engineering, Aalto University, Espoo, Finland (email: themistoklis.charalambous@aalto.fi).

A. Ephremides is with the Electrical and Computer Engineering Department, University of Maryland, College Park, USA (email: etony@umd.edu).

N. Nomikos is with the Department of Information and Communication System Engineering, University of Aegean, Samos, Greece (email: nnomikos@aegean.gr).

probability and average AoI in a two-user wireless multiple access channel with Multi-Packet-Reception (MPR) capability studied. Nevertheless, the authors do not consider packets with deadlines and they do not discard a packet even if the delay is larger than a threshold. On the other hand, we consider a user with packets with deadlines and therefore, we have to cope with a number of dropped packets. This changes fundamentally the problem and a different analysis approach is needed to be investigated.

B. Contributions

In this work, we study the interplay of deadline-constrained traffic and the information freshness in a two-user random access channel with MPR reception capabilities. The deadline-constrained user has external bursty traffic modeled by a Bernoulli process, and the incoming packets are stored in its queue. Each packet has a predefined deadline, where if it has not been received by the destination then it is dropped from the system. The second user monitors a sensor and generates status updates at will in a timeslot. Even though this setup is small, it is tractable to analyze and it serves as a building block for more advanced setups. The contributions of this work are the following.

- For the deadline-constrained user, we provide the distribution of the waiting time of a packet and the expression for the drop rate.
- For the AoI-oriented user, we provide the distribution of the AoI, the average AoI, and the probability the AoI to be larger than a value for each time slot.
- We validate the accuracy of our analytical findings with simulations.

The results show that there is a trade-off between the average AoI of user 2 and the drop rate of user 1: the lower the average AoI, the higher the drop rate, and vice versa. This is expected, since for reducing either the drop rate or the average AoI, the probability of transmission of the corresponding user should increase, causing interference to the other user.

To the best of our knowledge, the interaction of deadline-constrained traffic with AoI-oriented traffic has not been studied in the literature.

II. SYSTEM MODEL

We consider two users transmitting their information in form of packets over a wireless fading channel to a receiver as shown in Fig. 1. Time is assumed to be slotted. Let $t \in \mathbb{Z}_+$ denote the t^{th} slot.

At each time slot t , a packet arrives to the queue of user 1 with arrival probability λ . Each packet j of user 1 has a deadline of d_j slots since its arrival. Therefore, the packet must be successfully transmitted within d_j slots; otherwise, it is dropped and discarded from the system. For simplicity of exposition, we assume that d_j is the same for all packets, i.e., $d_j = d, \forall j$, which is usually the case of packets that belong to the same traffic flow. User 1 attempts for transmission, when its queue is non-empty, with probability q_1 at each time slot.

User 2, at each time slot, samples “fresh” information and attempts to transmit it in form of a packet with probability q_2 . We consider that the procedures of sampling together with transmission take one time slot. User 2 discards the sampled packet after the attempted transmission.

A. Physical Layer Model

We consider that a packet from user i is successfully transmitted to the receiver if and only if the signal-to-noise ratio or signal-to-interference-and-noise ratio (without or with an interferer, respectively) is above a certain threshold γ_i , i.e., $\text{SINR}_i \geq \gamma_i$. Let $P_{\text{tx},i}$ be the transmit power of user i , and r_i be the distance between user i and the receiver. The received power, when user i transmits, is $P_{\text{rx},i} = h_i s_i$, where h_i is a random variable (RV) representing small-scale fading and s_i is the received power factor. Under Rayleigh fading, h_i is exponentially distributed [20]. The received power factor s_i is given by $s_i = P_{\text{tx},i} r_i^{-\alpha}$, where α is the path loss exponent. When only user i transmits, the success transmission probability for user i is given by $P_{i/i} = \exp\left(-\frac{\gamma_i \eta}{v_i s_i}\right)$, where v_i is the parameter of the Rayleigh fading RV (i.e., $h_i \sim \text{Rayleigh}(v_i)$), and η is the noise power at the receiver. When both users transmit, the success transmission probability for user i is given by [21, Theorem 1] $P_{i/i,j} = \exp\left(-\frac{\gamma_i \eta}{v_i s_i}\right) \left(1 + \gamma_i \frac{v_j s_j}{v_i s_i}\right)^{-1}$, where $j = i \bmod 2 + 1$.¹ Then, the service probability for user 1 is

$$\begin{aligned} \mu_1 &= q_1(1 - q_2)P_{1/1} + q_1 q_2 P_{1/1,2} \\ &= q_1 [(1 - q_2)P_{1/1} + q_2 P_{1/1,2}], \end{aligned} \quad (1)$$

and for user 2 is

$$\begin{aligned} \mu_2 &= q_2(1 - q_1 P\{Q > 0\})P_{2/2} + q_2 q_1 (\Pr\{Q > 0\}P_{2/2,1}) \\ &= q_2 [(1 - q_1 P\{Q > 0\})P_{2/2} + q_1 (\Pr\{Q > 0\}P_{2/2,1})], \end{aligned} \quad (2)$$

respectively. Then, the average success probability for user 1 and user 2 is $p_1 = (1 - q_2)P_{1/1} + q_2 P_{1/1,2}$, and $p_2 = (1 - q_1 P\{Q > 0\})P_{2/2} + q_1 (\Pr\{Q > 0\}P_{2/2,1})$, respectively.

III. AVERAGE AOI ANALYSIS AND DISTRIBUTION

In this section, we provide the analysis for the average and distribution of AoI. AoI represents how “fresh” is the information from the perspective of the receiver. Let $A(t)$ be a strictly positive integer that depicts the AoI associated with user 2 at the receiver. The AoI evolution at the receiver is written as

$$A(t+1) = \begin{cases} 1, & \text{successful packet reception,} \\ A(t) + 1, & \text{otherwise.} \end{cases} \quad (3)$$

We model the evolution of the AoI as a Discrete-Time Markov Chain (DTMC). According to (3), at each time slot, the AoI drops to one in the case of successful packet reception from user 2. Otherwise, it increases by one. The Markov chain is described by $P_{j \rightarrow i} = \Pr\{X_{t+1} = i \mid X_t = j\}$, where X_t

¹We would like to emphasize that the analysis presented in this work is more general and it can be applied to other channel cases as long as we can obtain the values for the success probabilities.

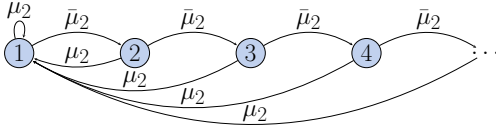


Fig. 2: DTMC that models the AoI evolution.

denotes the value of $A(t)$ at the t^{th} slot. $P_{j \rightarrow i}$ represents the probability to transit to state i given that the current state is j .

The DTMC is shown in Fig. 2, where $\bar{\mu}_2 = 1 - \mu_2$.² When the system is in state i , $\forall i$, it can transit only to two possible states: a) to state 1, if we have successful packet reception; b) to state $i + 1$, otherwise. The transition matrix of the Markov chain is shown below

$$\mathbf{P}_A = \begin{bmatrix} \mu_2 & 1 - \mu_2 & 0 & 0 & \cdots \\ \mu_2 & 0 & 1 - \mu_2 & 0 & \cdots \\ \vdots & \vdots & \vdots & \ddots & \ddots \end{bmatrix}. \quad (4)$$

We denote the steady state distribution of AoI by $\pi^A = [\pi_1^A, \pi_2^A, \dots]$. To obtain π^A we solve the following linear system of equations, $\pi^A \mathbf{P}_A, \pi^A \mathbf{1} = 1$. Using the balance equations, we obtain

$$\pi_i^A = (1 - \mu_2)^{(i-1)} \mu_2, \forall i, \quad (5)$$

which represents the probability the AoI to have the value of i . We can now obtain the expression for the average AoI by using the steady-state distribution. The average AoI is calculated as

$$\begin{aligned} \bar{A} &= \sum_{i=1}^{\infty} \pi_i^A i = \sum_{i=1}^{\infty} (1 - \mu_2)^{i-1} \mu_2 i = \frac{\mu_2}{1 - \mu_2} \sum_{i=1}^{\infty} (1 - \mu_2)^i i \\ &\stackrel{(a)}{=} \frac{\mu_2}{1 - \mu_2} \frac{1 - \mu_2}{\mu_2^2} = \frac{1}{\mu_2}, \end{aligned} \quad (6)$$

where (a) follows by utilizing $\sum_{i=1}^{\infty} i c^i = \frac{c}{(1-c)^2}$, $|c| < 1$.

Furthermore, we calculate the probability the AoI to be larger than a value, x , where $x \in \mathbb{Z}_+$. We have that $P\{A > x\} = 1 - P\{A \leq x\} = 1 - \sum_{i=1}^x \pi_i^A \stackrel{(b)}{=} (1 - \mu_2)^x$,

where (b) follows by utilizing $\sum_{i=0}^n c^i = \frac{e^{n+1} - 1}{c - 1}$, $c \neq 1$. $P\{A > x\}$ is characterized as the AoI violation probability which is an important metric and it indicates us the probability the AoI to have a value larger than x at each time slot.

IV. PACKET DROP RATE OF USER 1

In this section, we provide the expression for the drop rate of user 1. We consider that if a packet from user 1 is not successfully transmitted because of channel errors, we have the option to retransmit it. In particular, we retransmit the packet until its successful transmission or its deadline expiration. Therefore, the maximum number of retransmissions is $d - 1$.

We use a DTMC to model the system. In particular, the states of the Markov chain represent the waiting time of the

²For simplicity of exposition, given a probability of an event, denoted by p , we denote the probability of its complementary event by $\bar{p} = 1 - p$.

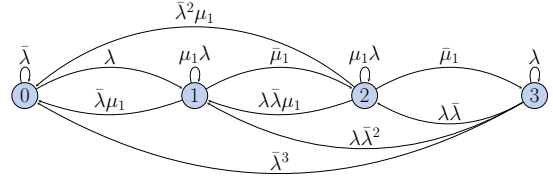


Fig. 3: DTMC for which the deadline of packets is equal to 3 time slots, i.e., $d = 3$.

packet that is in the head of the queue. The number of states of the DTMC is equal to $d + 1$. In Fig. 3, we depict an example of a DTMC for a system with $d = 3$. The system is in state 0 if there is not packet waiting in the queue. It transits to state 1 after the arrival of a packet. The packet experiences one slot waiting time right after its arrival because we consider the early departure - late arrival model. Therefore, the packet has the chance to be delivered in the next slot and on. When the system is in state 1, it transits to state 0 if the packet that is in the head of the queue has been successfully transmitted (with probability (w.p.) μ_1) and no packet arrived in the current slot (w.p. $\bar{\lambda}$). From state 1, it transits to state 2 (w.p. $\bar{\mu}_1$) when the packet is not successfully transmitted. Finally, it remains in state 1 when the packet that is in the head of the queue, it is successfully transmitted and a new packet arrived in the current slot (w.p. $\mu_1 \lambda$).

The system is in state 2 when the packet that is in the head of the queue has waiting time that equals two slots. It remains in state 2 if the packet of the head is successfully transmitted in the current and a new packet arrived in the previous slot w.p. $\mu_1 \lambda$. From state 2, the state transits to state 1 only if we have a successful transmission and an arrival in the current slot and no packet arrived in the previous slot (w.p. $\lambda \bar{\lambda} \mu_1$). It transits to state 0, from state 2, only if the packet is successfully transmitted and no packets arrived in the two previous slots (w.p. $\bar{\lambda} \bar{\lambda} \mu_1$). It transits to state 3 only if the packet is not successfully transmitted (w.p. $\bar{\mu}_1$) and since the waiting time is equal to three, the packet is dropped.

The system remains in state 3 only if a packet arrived three slots before the current slot (w.p. λ), therefore its waiting time equals to three slots. Since the deadline is equal to three slots, if any packet arrived at least three slots ago, either it had been transmitted or dropped. The system transits to state 1 only if a packet arrived in the current slot and no packets arrived in the two previous slots (w.p. $\lambda \bar{\lambda}^2$). It transits to state 2 only if a packet arrived in the previous slot and no packet arrived two slots ago (w.p. $\lambda \bar{\lambda}$). Finally, the system transits to state 0 only if no packets arrived in the three previous slots, w.p. $\bar{\lambda}^3$.

The transition probability matrix (row stochastic) of the Markov chain in Fig. 1 is shown below

$$\mathbf{P} = \begin{bmatrix} \bar{\lambda} & \lambda & 0 & 0 \\ \mu_1 \bar{\lambda} & \mu_1 \lambda & \bar{\mu}_1 & 0 \\ \mu_1 \bar{\lambda}^2 & \mu_1 \lambda \bar{\lambda} & \mu_1 \lambda & \bar{\mu}_1 \\ \bar{\lambda}^3 & \lambda \bar{\lambda}^2 & \lambda \bar{\lambda} & \lambda \end{bmatrix}.$$

In general, the transition matrix of the Markov chain in the general case, where the deadline is d , is shown below

$$\mathbf{P} = \begin{bmatrix} \bar{\lambda} & \lambda & & & & & \\ \mu_1 \bar{\lambda} & \mu_1 \lambda & \bar{\mu}_1 & & & & \\ \mu_1 \bar{\lambda}^2 & \mu_1 \lambda \bar{\lambda} & \mu_1 \lambda & \bar{\mu}_1 & & & \\ \vdots & \vdots & \vdots & \ddots & \ddots & & \\ \mu_1 \bar{\lambda}^{d-1} & \mu_1 \lambda \bar{\lambda}^{d-2} & \mu_1 \lambda \bar{\lambda}^{d-3} & \cdots & \mu_1 \lambda & \bar{\mu}_1 & \\ \bar{\lambda}^d & \lambda \bar{\lambda}^{d-1} & \lambda \bar{\lambda}^{d-2} & \cdots & \bar{\lambda} & \lambda & \end{bmatrix}.$$

We denote by $\boldsymbol{\pi} = [\pi_0 \ \pi_1 \ \dots \ \pi_d]$ the steady-state distribution of the Markov chain. To derive $\boldsymbol{\pi}$, we solve the following linear system of equations $\boldsymbol{\pi} \mathbf{P} = \boldsymbol{\pi}$, $\boldsymbol{\pi} \mathbf{1} = 1$. We observe that $\boldsymbol{\pi}$ is an eigenvector of \mathbf{P} . After applying eigenvalue decomposition we obtain the eigenvectors and eigenvalues of matrix \mathbf{P} . We find the eigenvector that corresponds to the eigenvalue that is equal to 1. We normalize the elements of the eigenvector and we obtain $\boldsymbol{\pi}$. Then, we calculate the drop rate as $\bar{D} = \pi_d \bar{\mu}_1$. In addition, we calculate the probability the queue of user 1 to be non empty; $\Pr\{Q > 0\} = 1 - \pi_0$. Therefore, all the terms in (6) are now known and the average AoI can be computed.

A. Discussion on the lumpability of DTMC

DTMC in Fig. 3 can be an aggregated form of a 2D DTMC which takes into account the actions of user 1 as individual cases. The 2D DTMC is described by $P_{(i,j) \rightarrow (u,k)}^{2D} = \Pr\{X_{t+1} = u, Y_{n+1} = k \mid X_n = i, Y_n = j\}$, where X_t and Y_t denote the states of the action of user 2 and the waiting time in the queue for a packet of user 1, respectively. Note that X_t can take either the value of one (if user 2 is active) or zero (if user 2 is silent). Note that $P_{(0,i) \rightarrow (0,j)} = P_{(1,i) \rightarrow (0,j)}$ and $P_{(0,i) \rightarrow (1,j)} = P_{(1,i) \rightarrow (1,j)}$, $\forall i, j$, because the action of user 2 in the previous slot does not affect the transition in the current slot. Therefore, $P_{(0,i) \rightarrow (0,j)} + P_{(0,i) \rightarrow (1,j)} = P_{(1,i) \rightarrow (0,j)} + P_{(1,i) \rightarrow (1,j)}$, $\forall i, j$. Let us consider a partition of the states that is defined as $\mathcal{A}_j = \{(0, j), (1, j)\}$. According to Theorem 6.3.2 [22, Theorem 6.3.2, Chapter 6] the Markov Chain is lumpable with respect to the partition $\mathcal{A} = \{\mathcal{A}_1, \mathcal{A}_2, \dots, \mathcal{A}_d\}$. Therefore, DTMC in Fig. 3 is an equivalent Markov chain with the 2D Markov chain described above.

V. SIMULATION AND NUMERICAL RESULTS

In this section, we provide results that show the interplay between the packet drop rate of user 1 and average AoI of user 2 at the receiver. Also, we validate our analysis by comparing the analytical with the simulation results. We consider different scenarios. However, at each scenario we consider that the users are located at distance $r_i = 30\text{m}$ from the receiver. The receiver noise power is $\eta = -100\text{dbm}$, and the path loss exponent is $\alpha = 4$. Also, both users transmit with power $P_1 = P_2 = 5\text{ mW}$.

In Fig. 4, and Fig. 5, we depict the interplay between the average AoI of user 2 and packet drop rate of user 1. In Fig. 4, we show the effect of the value of q_1 on the average AoI. We consider four different cases each one with different MPR

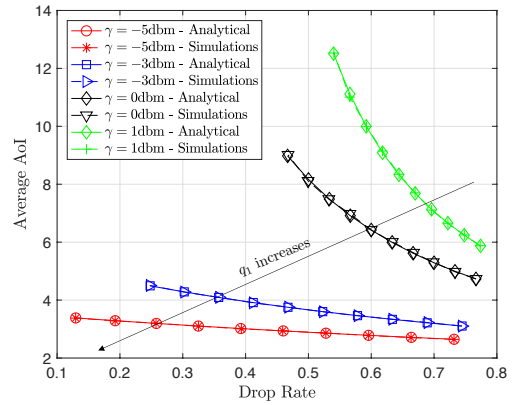


Fig. 4: $q_2 = 0.5$, $\lambda = 0.8$. $q = 0.1, 0.2, \dots, 1$.

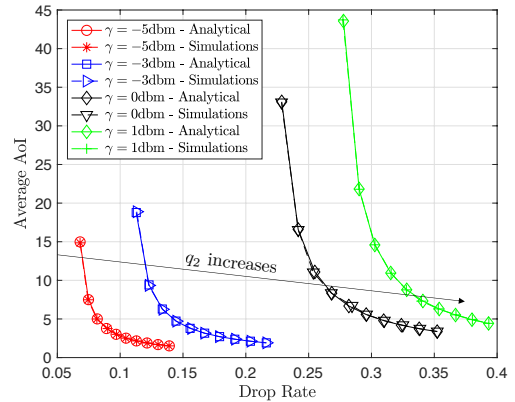


Fig. 5: $q_1 = 0.5$, $\lambda = 0.5$. $q_2 = 0.1, 0.2, \dots, 1$.

capabilities. We denote that a receiver has strong MPR capabilities only if $\delta = \frac{P_{1/1}}{P_{1/1,2}} + \frac{P_{2/2}}{P_{2/2,1}} > 1$, otherwise we consider that the receiver has weak MPR capabilities. For $\gamma = -5\text{dbm}$ and -3dbm , $\delta = 1.5195$ and 1.3323 , respectively. Therefore, the receiver has weak MPR capabilities. For $\gamma = 0\text{dbm}$ and 1 , $\delta = 1$ and 0.8854 , respectively. Therefore, the receiver has weak MPR capabilities.

In Fig. 4, we consider that the sampling probability is $q_2 = 0.5$. We obtain the drop rate and average AoI for different values of q_1 . We observe that when the receiver has strong MPR capabilities, the access probability of user 1 does not significantly affect the average AoI (red line). Therefore, in this case, we obtain that the best strategy would be to allow both users to transmit at the same time. On the other hand, we observe that as the MPR capabilities become weak the access probability of user 1 significantly affects the average AoI (black and green lines).

In Fig. 5, we consider that the access probability of user 1, q_1 , is fixed and equal to 0.5. Also, the arrival rate is $\lambda = 0.5$. In this scenario, we consider different values of the sampling probability. We observe that when the receiver has strong MPR capabilities (red line), we can significantly decrease the average AoI while keeping the drop rate low for user 1 (red line). However, as the MPR capabilities become weaker the

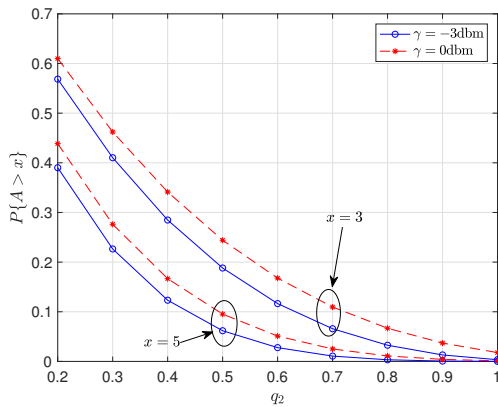


Fig. 6: Probability the AoI of user 2 at the receiver to be larger than a value, x . $\lambda = 0.5$, $q_1 = 0.5$. Strong ($\gamma = -3\text{dbm}$) and weak ($\gamma = 0\text{dbm}$) MPR capabilities.

drop rate is affected by higher values of q_2 . To give a more realistic example, let us consider that our goal is to keep the average AoI below 5. For $\gamma = -5\text{ dbm}$, we observe that we can achieve this target for sampling rate $q_2 = 0.3$ and drop rate is 0.17. Thus, allowing both users to transmit is beneficial. For the case which $\gamma = 1\text{dbm}$ (weak MPR capabilities), we observe that, in order to keep the average AoI below 5, we should increase the sampling probability q_2 to the value of 0.7. However, the drop rate for user 1 is high and it is equal to 0.41, i.e., almost the half of the packets are dropped. In this case, a time sharing scheme will be more beneficial.

In Fig. 6, we show how the value $P\{A > x\}$ changes for different values of q_2 and γ . As we increase the value of q_2 the probability decreases because user 2 samples and attempts for transmission more often. However, due to the error-prone channel, we observe that $P\{A > x\}$ has higher values for the case of weak MPR capabilities. Note that this metric, i.e., $P\{A > x\}$, is important when we study the AoI slot by slot. More precisely, based on this metric, we know what is the probability the AoI to be greater than a value of x at a time slot. Therefore, we can configure the system, e.g., the value of q_2 , based on our targets.

VI. CONCLUSIONS AND FUTURE DIRECTIONS

In this work, we studied the interplay of deadline-constrained packet delivery and freshness of information at the destination. More specifically, we considered a two-user multiple access setup with random access, in which user 1 is a wireless device with a queue and has external bursty traffic which is deadline-constrained, while user 2 monitors a sensor and transmits status updates to the destination. We provided analytical expressions for the throughput and drop probability of user 1, and an analytical expression for the average AoI of user 2. We demonstrated that there exists a trade-off between the average AoI of user 2 and the drop rate of user 1. Our analytical findings are validated through simulations.

From our results it is evident that the probability of accessing the channel affects the performance of individual users as well as that of the overall system. Ongoing work focuses on

optimizing these probabilities. Furthermore, larger and more general setups will be considered.

REFERENCES

- [1] M. A. Abd-Elmagid, N. Pappas, and H. S. Dhillon, "On the role of age of information in the Internet of Things," *IEEE Communications Magazine*, vol. 57, no. 12, pp. 72–77, 2019.
- [2] T. Shreedhar, S. K. Kaul, and R. D. Yates, "An age control transport protocol for delivering fresh updates in the Internet-of-Things," in *Proc. IEEE WoWMoM*, 2019.
- [3] A. Kosta, N. Pappas, and V. Angelakis, "Age of information: A new concept, metric, and tool," *Foundations and Trends® in Networking*, vol. 12, no. 3, pp. 162–259, 2017.
- [4] Y. Sun, I. Kadota, R. Talak, and E. Modiano, "Age of information: A new metric for information freshness," *Synthesis Lectures on Communication Networks*, vol. 12, no. 2, pp. 1–224, 2019.
- [5] S. Kaul, R. Yates, and M. Gruteser, "Real-time status: How often should one update?," in *Proc. IEEE INFOCOM*, 2012.
- [6] S. Shakkottai and R. Srikant, "Scheduling real-time traffic with deadlines over a wireless channel," *Wireless Networks*, vol. 8, no. 1, pp. 13–26, 2002.
- [7] A. Fu, E. Modiano, and J. N. Tsitsiklis, "Optimal transmission scheduling over a fading channel with energy and deadline constraints," *IEEE Transactions on Wireless Communications*, vol. 5, no. 3, pp. 630–641, 2006.
- [8] A. Dua and N. Bambos, "Downlink wireless packet scheduling with deadlines," *IEEE Transactions on Mobile Computing*, vol. 6, no. 12, pp. 1410–1425, 2007.
- [9] S. ElAzzouni, E. Ekici, and N. Shroff, "Is deadline oblivious scheduling efficient for controlling real-time traffic in cellular downlink systems?," in *Proc. IEEE INFOCOM*, pp. 49–58, 2020.
- [10] Q. He, D. Yuan, and A. Ephremides, "Optimal scheduling for emptying a wireless network: Solution characterization, applications, including deadline constraints," *IEEE Transactions on Information Theory*, vol. 66, no. 3, pp. 1882–1892, 2020.
- [11] Y. H. Bae, "Analysis of optimal random access for broadcasting with deadline in cognitive radio networks," *IEEE Communications Letters*, vol. 17, no. 3, pp. 573–575, 2013.
- [12] Y. H. Bae, "Queueing analysis of deadline-constrained broadcasting in wireless networks," *IEEE Communications Letters*, vol. 19, no. 10, pp. 1782–1785, 2015.
- [13] N. Nomikos, N. Pappas, T. Charalambous, and Y. Pignolet, "Deadline-constrained bursty traffic in random access wireless networks," in *Proc. IEEE SPAWC*, 2018.
- [14] E. Fountoulakis, N. Pappas, Q. Liao, V. Suryaprakash, and D. Yuan, "An examination of the benefits of scalable TTI for heterogeneous traffic management in 5G networks," in *15th WiOpt*, 2017.
- [15] A. E. Ewaisha and C. Tepedelenlioglu, "Optimal power control and scheduling for real-time and non-real-time data," *IEEE Transactions on Vehicular Technology*, vol. 67, no. 3, pp. 2727–2740, 2018.
- [16] E. Fountoulakis, N. Pappas, Q. Liao, A. Ephremides, and V. Angelakis, "Dynamic power control for packets with deadlines," in *Proc. IEEE GLOBECOM*, 2018.
- [17] G. Stamatakis, N. Pappas, and A. Traganitis, "Optimal policies for status update generation in an iot device with heterogeneous traffic," *IEEE Internet of Things Journal*, 2020.
- [18] Z. Chen, N. Pappas, E. Björnson, and E. G. Larsson, "Age of information in a multiple access channel with heterogeneous traffic and an energy harvesting node," in *IEEE INFOCOM Workshops*, 2019.
- [19] N. Pappas and M. Kountouris, "Delay violation probability and age of information interplay in the two-user multiple access channel," in *Proc. IEEE SPAWC*, 2019.
- [20] D. Tse and P. Viswanath, *Fundamentals of wireless communication*. Cambridge university press, 2005.
- [21] G. D. Nguyen, S. Kompella, J. E. Wieselthier, and A. Ephremides, "Optimization of transmission schedules in capture-based wireless networks," in *Proc. IEEE MILCOM*, 2008.
- [22] S. J. L. Kemeny, John G, *Finite Markov Chains*. Springer-Verlag, 1976.