

Better Late than Never; Scaling Computations in Blockchain by Delaying Transactions

Sourav Das^{*§}, Nitin Awathare[†], Ling Ren^{*}, Vinay Joseph Ribeiro[†] and Umesh Bellur[†]

^{*}University of Illinois at Urbana-Champaign

[†]Department of Computer Science and Engineering, Indian Institute of Technology Bombay
{souravd2, renling}@illinois.edu, {nitina, umesh}@cse.iitb.ac.in, vinayr@iitb.ac.in

Abstract—Proof-of-Work (PoW) based blockchains typically allocate only a tiny fraction (e.g., less than 1% for Ethereum) of the average interarrival time (\mathbb{I}) between blocks for validating transactions. A trivial increase in validation time (τ) introduces the popularly known Verifier’s Dilemma, and as we demonstrate, causes more forking and increases unfairness. Large τ also reduces the tolerance for safety against a Byzantine adversary. Solutions that offload validation to a set of non-chain nodes (a.k.a. *off-chain* approaches) suffer from trust issues that are non-trivial to resolve.

In this paper, we present TUXEDO, the first on-chain protocol to theoretically scale $\tau/\mathbb{I} \approx 1$ in PoW blockchains. The key innovation in TUXEDO is to separate the consensus on the ordering of transactions from their execution. We achieve this by allowing miners to delay validation of transactions in a block by up to ζ blocks, where ζ is a system parameter. We perform security analysis of TUXEDO considering all possible adversarial strategies in a synchronous network with end-to-end delay Δ and demonstrate that TUXEDO achieves security equivalent to known results for longest chain PoW Nakamoto consensus. Additionally, we also suggest a principled approach for practical choices of parameter ζ as per the application requirement. Our prototype implementation of TUXEDO atop Ethereum demonstrates that it can scale τ without suffering the harmful effects of naïve scaling in existing blockchains.

I. INTRODUCTION

One major problem of PoW blockchains such as Bitcoin and Ethereum is that they have useful compute power of orders of magnitude less than a typical desktop. For example, the gas limit of each Ethereum block corresponds to a block processing time (τ) of approximately 150 milliseconds.¹ Thus only 1% of the block interarrival time (\mathbb{I}) of 15 seconds in Ethereum is used for executing transactions. This prevents permissionless blockchains from accepting blocks that contain computationally-heavy transactions. Such computationally-heavy transactions are desirable for applications such as cryptographic trusted setup and privacy-preserving computation.

To see why one cannot arbitrarily increase τ , we must understand the actions taken by a miner on receiving a new block and then describe the effect of naively increasing τ . The miner first validates the block by executing all its transactions, then proceeds to form its own block whose transactions it executes, and finally starts Proof-of-Work (PoW) to mine a

new block. The protocol requires a miner to validate a block before mining on it for the following reasons. First, it ensures that the creator of the block executes the transactions correctly according to the protocol specifications. Second, it ensures that all miners maintain an updated state; which is desirable for users with low computation resources (a.k.a., *light clients*).

Problems due to large τ . In existing PoW chains, higher validation time τ “eats into” PoW time. This gives significant advantages to miners with higher block processing power than others, and also opens up the system to various attacks. As we demonstrate in §VII and Appendix B, with a larger τ , an adversary \mathcal{A} who skips validation of received blocks and/or its own created blocks can mine more than its fair share of blocks relative to its mining power on the main chain. For example, our experiments show that when $\tau/\mathbb{I} = 0.2$, an adversary \mathcal{A} controlling 33% of the mining power can mine as much as 68% of blocks on the main chain. A large τ also leads to the well-known Verifier’s Dilemma [13] where a rational miner has to make the hard choice between validating blocks or not. The first choice reduces its chances of mining the next block, and the second increasing its mining chances but comes with the risk of accepting invalid blocks. Moreover, increasing τ leads to a higher backlog of blocks to be processed at miners, which delays block forwarding. This leads to more forks and wasted mining power and lowers the adversarial tolerance of the system [16], [17]. For these reasons, PoW blockchains currently keep block validation time small relative to the block interarrival time, i.e. $\tau/\mathbb{I} \ll 1$.

Previous Work. Existing works that enable blocks with heavy computation do so through *off-chain* solutions [11], [9], [4], [20], [7], [6]. Rather than having all miners execute transactions, which we term *on-chain* computation, these methods delegate computation to a subset of miners or groups of volunteer nodes. These solutions make additional security assumptions, beyond those required for PoW consensus, so that miners can validate the results that voluntary nodes submit. Also, off-chain solutions make restrictive assumptions about the interaction between contracts, e.g., one smart contract does not internally invoke functions of other smart contracts. Such interactions are desirable and often occur in practice (see Appendix C). An *on-chain* solution if designed carefully can be made to automatically inherit the existing functionality of interaction between smart contracts and also the security guarantees of the underlying blockchain.

Our Approach. In this paper we propose TUXEDO, the first on-chain solution that can theoretically scale τ/\mathbb{I} close to 1

[§]Part of the work was done when the author was at IIT Bombay

¹Measured using a virtual machine with 16 cores, 120GB memory, 6.4TB NVMe SSD, and 8.2 Gbps network bandwidth.

while circumventing the problems discussed above. As a result, TUXEDO can increase the useful computing power of PoW blockchains significantly to allow transactions with non-trivial execution time.

The core idea behind TUXEDO is to separate the consensus on the ordering of transactions in the blockchain from their validation. We achieve this by allowing miners to delay validation of transactions in a block at height i (B_i) until the arrival of block at height $i + \zeta$ ($B_{i+\zeta}$) where ζ is a system parameter. Hence we refer to this approach as *Delayed Execution of Transactions* (DET). This way, the validation of transactions in a block can be done in parallel with the PoW, thereby sidestepping the competition between validation and PoW.

While the idea of DET may seem simple, securely adopting it in PoW systems turns out to be non-trivial. The major challenge arises due to the variability in the deadline (that is the arrival of $B_{i+\zeta}$) for validating transactions (of B_i). As block generation is a random process (often modeled as Poisson), there is the possibility (albeit rare) that an honest miner may fail to execute transactions in B_i before receiving $B_{i+\zeta}$. In that case, the honest miner will not be able to validate $B_{i+\zeta}$ immediately on its arrival. As a remedy, in TUXEDO honest miners always extend the longest validated chain. Furthermore, if a miner does not have the state ($\mathbf{S}_{i-\zeta+1}$) for the next block, it puts a special default state in place of the required state. Unless otherwise stated, we refer to this default state as the *empty state*. Using standard techniques from Queueing theory, we prove (§VI-B) that these changes ensure that TUXEDO achieves *Chain growth*, *Chain quality* and *Safety* similar to known results for Longest chain PoW [16], [12], [17]. Also, we prove in §VI-C that the fraction of blocks with empty state mined by the honest miner can be reduced arbitrarily by setting ζ appropriately.

In summary, we make the following contributions:

- We illustrate through analysis and experiments that a naive increase of τ in legacy blockchains gives unfair advantages to miners with faster processing power. An adversary \mathcal{A} can further exacerbate the unfairness by skipping validation of received blocks and creating blocks that it can process quickly.
- We design TUXEDO, a secure on-chain approach that can theoretically scale τ/\mathbb{I} to 1 in PoW based permissionless blockchains.
- We theoretically prove security guarantees of TUXEDO under a synchronous network with end-to-end network delay Δ and fixed processing time τ .² Our analysis considers all possible strategies by a Byzantine adversary controlling up to $f_{\max} < 0.5$ fraction of the mining power. We also present an approach to choose ζ in order to achieve any desired fraction of honest blocks with non-empty state.
- We implement TUXEDO on top of the Ethereum Geth client and evaluate it in an Oracle cloud with 50 virtual machines emulating top 50 Ethereum miners. Our evaluation demonstrates that TUXEDO does not suffer from certain fairness problems while Ethereum does, for a high value of τ/\mathbb{I} .

²Pass et al. [16] use the term "asynchronous network" for a network with the same constraints.

Paper Organization. In §II we present our system model and assumptions. This is followed by a brief background of block validation process of legacy blockchains and attacks on them with high τ in §III. In §IV we introduce the concept of Delaying Execution of Transactions and describe how TUXEDO employs it to achieve high validation time. We next describe our implementation methodology in §V. We then present our theoretical analysis demonstrating security of TUXEDO in §VI. §VII describes our prototype implementation of TUXEDO experimental setup and observations from experimental results. We describe the related work in §VIII and end with a discussion in §IX.

II. SYSTEM MODEL

We consider a permissionless system consisting of a set of miners. These miners form a connected network and run a blockchain protocol with Proof-of-Work (PoW) as the underlying consensus. All honest miners mine blocks on top of the longest validated chain known to the miner (see §IV-B). Block generation in TUXEDO is assumed to follow a Poisson process with the rate λ where λ depends on the mining power of the network and difficulty of the PoW puzzle. Each miner n_a controls p_a fraction of the mining power. Hence, any arbitrary miner n_a will generate blocks at a rate $\lambda_a = p_a \lambda$. TUXEDO allows execution of Turing Complete programs called *Smart Contracts*. A smart contract can be created by sending a transaction to deploy it on the blockchain. Once a contract appears in the blockchain, its exposed functionality can be invoked by other miners through transactions.

Smart contracts in TUXEDO have unique IDs, and they maintain state, where state corresponds to the unique set of key-value pairs stored at each miner and is controlled by the program logic of the smart contract. For any arbitrary smart contract c_z , we use σ_z to denote the state of smart contract. In addition to contracts, TUXEDO maintains *Accounts*, which maintains tokens. Each account also has a globally unique ID which is the public key of a public-private key pair generated from a secure asymmetric signature scheme. Additionally, TUXEDO has *Clients* where clients own accounts, can generate transactions to create smart contracts, invoke their functions and transfer tokens from one account to another.

Transactions in TUXEDO are ordered in a *Transaction Ordered List* (TOL) and are included in a block. We use T_i to denote the i^{th} TOL. The contracts generated by transactions in TOLs $\{T_1, T_2, \dots, T_i\}$ are denoted as $\mathbf{C}_i = \{c_z | z = 1, 2, \dots\}$ and the corresponding state as $\mathbf{S}_i = \{\sigma_z | z = 1, 2, \dots\}$. Each miner locally maintains states and updates it by executing a given TOL. Formally, with initial state \mathbf{S}_{i-1} , the execution of the TOL T_i is denoted by:

$$\mathbf{S}_i = \Pi(\mathbf{S}_{i-1}, T_i) \quad (1)$$

where Π denotes the deterministic state transition function that executes transactions in T_i in the order they appear.

Let $\mathbf{B}_l = \{B_0, B_1, \dots, B_l\}$ be the blocks known to n_a . In addition to state, n_a maintains a transaction pool $\mathbb{T}_l^{(a)}$, which contains the set of valid transactions created by clients that are yet to be included in a block till B_l . Hereon, when clear from the context, we drop the superscript from $\mathbb{T}_l^{(a)}$ for ease of notation.

Assumptions. We assume the underlying network to be synchronous with end-to-end delay of at most Δ , i.e., all messages sent by an honest miner gets delivered to every other honest miner within time Δ from its release. Also, we assume that all honest miners process blocks in any particular chain serially at the rate of $1/\tau$, where τ is the maximum time needed to validate a block. Like Ethereum, this can be enforced by requiring each transaction to specify the maximum time needed for its execution and keeping a cap τ on the total execution time a block. Note that block processing is different from mining a block; mining involves solving the PoW puzzle, whereas processing is about executing the transactions inside a block. Also, a block with high validation time neither implies a large block size nor that the block has a large number of transactions in it. A small block containing a few computationally-heavy transactions can require a large validation time.

We also assume that the block processing at an honest miner does not contend with PoW, and the honest miners can simultaneously process blocks in distinct forks of the blockchain tree. We envision that our system will be adopted by blockchains such as Bitcoin and Ethereum where block processing can be done using CPUs while mining requires ASICs. Furthermore, the number of simultaneous forks in them are quite small [10].

We assume the presence of an adversary \mathcal{A} , who can control up to $f_{\max} < 1/2$ fraction of total mining power of the network and generate block at a rate $\beta = f_{\max}\lambda$. Adversarial miners can be Byzantine and can deviate arbitrarily from the specified protocol. The remaining miners are honest, control the remaining $(1 - f_{\max})$ the fraction of the mining power generates blocks at a rate $\alpha = (1 - f_{\max})\lambda$, and strictly follow the specified protocol. \mathcal{A} can see every message sent by honest parties immediately and can inject its messages at any point in time. Also, \mathcal{A} can delay messages sent by the honest parties by a maximum of Δ time.

III. BLOCK VALIDATION IN LEGACY BLOCKCHAINS

In this section, we first give some background on the block validation process in Ethereum and later demonstrate why increasing τ leads to reduced fairness in terms of the fraction of blocks mined by an honest miner. This background assists us in identifying the core problem behind smaller block validation time in existing systems. In the later sections (§IV we will describe how TUXEDO securely addresses these issues.

Ethereum is designed to force miners to validate blocks that they receive. To understand why, we must note that Ethereum state is not explicitly stored on the blockchain, only its digest is. For a miner to create a potential block of its own which includes a mining reward, it must put a digest of the new state resulting from this block in the header. However, the state resulting from executing the transactions of the previous block act as an essential starting point to obtaining the correct state to put in its own block. Hence the miner is forced to execute transactions in the previous block received.

Once the miner successfully creates its own block, it start mining i.e., solving PoW on this block. During this PoW two things can happen: *first*, the miner receives a conflicting block created by a different miner at the same height as its own potential block; and *second*, the miner successfully solves the

PoW, broadcasts its own block with the valid PoW and proceed to create the next block, extending its very own recent block. Let us refer to the time spent validating the received block as the *Validation* phase; the time spent in creation of next block as the *Creation* phase, and time spent in PoW as the *Mining* phase. As honest miners do not solve for PoW during the validation and creation phase, we are interested in the time these phases takes to complete. For this purpose, we will first scrutinize these phases more carefully.

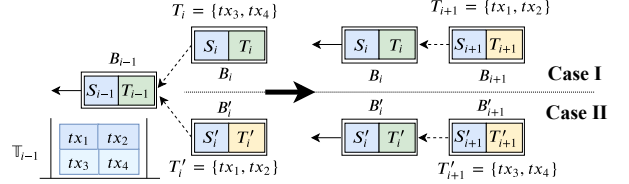


Figure 1: State transition at an Ethereum miner with $i - 1$ blocks on arrival of the i^{th} block. Dashed arrows represent next potential block and solid arrow represents actual arrival of a block. In case I, n_a receives B_i , a block mined by a different miner and in case II, n_a mines the block B'_i by itself.

If the longest chain known to an honest miner n_a has length $i - 1$, with B_{i-1} at the tail of the chain as shown in Figure 1, n_a tries to mine the next block B'_i at height i . Let S_{i-1} be the state after executing TOLs till B_{i-1} and $\mathbb{T}_{i-1} = \{tx_1, tx_2, tx_3, tx_4\}$ be the latest transaction pool. For B'_i , n_a first picks up a TOL T'_i (e.g., $T'_i = \{tx_1, tx_2\}$), executes its transactions in order of their occurrence and starts PoW on block B'_i . Let $S'_i = \Pi(S_{i-1}, T'_i)$ be the updated state. Note that till n_a successfully solves the PoW puzzle, the updated state is not committed and remains cached at n_a . As described earlier, while running the PoW algorithm for block B'_i , one of two things can happen: either n_a receives a valid block B_i at height i from the network or n_a successfully solves the PoW. We now describe these as Case I and II, respectively.

Case I. Let n_b be the miner of the block B_i (containing ordered list T_i) that n_a receives. Without any coordination between n_a and n_b , it is likely that $T_i \neq T'_i$. In that case, n_a first validates B_i executing all the transactions in T_i . On successful validation, n_a accepts the block and proceeds to create the block B_{i+1} at height $i + 1$ by picking a new TOL T_{i+1} from $\mathbb{T}_i = \mathbb{T}_{i-1} \setminus T_i$. Case I of Figure 1 illustrates this.

Case II. Unlike Case I, n_a commits the state update due to execution of T'_i and proceeds to create the block B'_{i+1} at height $i + 1$ after picking a new TOL T'_{i+1} from $\mathbb{T}_{i-1} \setminus T'_i$. In our example, $T'_{i+1} = \{tx_3, tx_4\}$. n_a then executes the new TOL T'_{i+1} and starts PoW for B'_{i+1} . Case II of Figure 1 illustrates this.

Another way to describe the block validation and creation mechanism is through the time intervals during which a miner validates the received block, creates the next block and performs PoW. Let t_0 be the time instant of the arrival of the block at height i and let τ be the validation and creation time of a block. In case I, the miner validates the received block in the time interval $(t_0, t_0 + \tau)$, creates the next block B'_{i+1} in time interval $(t_0 + \tau, t_0 + 2\tau)$ and only at time $t + 2\tau$ starts PoW for B'_{i+1} . However in case II, since n_a himself is the creator of the block B'_i , it skips validation of B'_i and spends

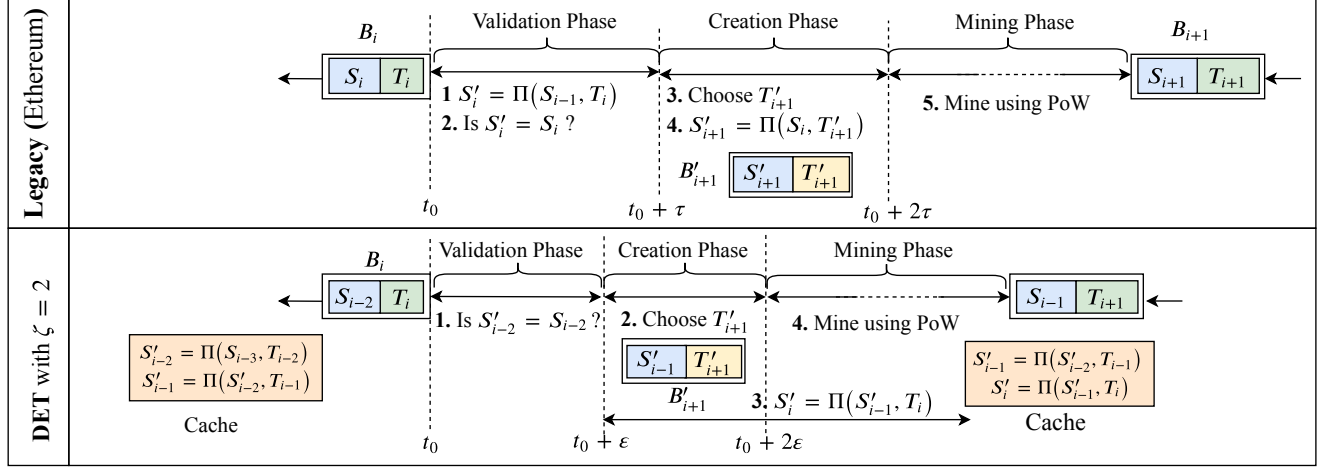


Figure 2: Actions taken by a miner on receiving a block B_i at time t_0 to validate B_i and create the next block at height $i+1$ in Ethereum (top) and DET with $\zeta = 2$ (bottom). In DET, ϵ denotes the time spent by the miner to validate the received block and create the next one. Since validation/creation in DET involves only a small (constant) number of operations, $\epsilon \ll \tau$.

the time $(t_0, t_0 + \tau)$ in creating block B'_{i+1} , and starts PoW for B'_{i+1} at time $t_0 + \tau$. The top half of Figure 2 demonstrates the timings along with the computations a miner needs to perform for Case I in more detail.

A. Consequences of high τ in legacy PoW Blockchains

Ideally when all miners are honest and with no network delay, one would expect that the fraction of blocks mined by a miner should be proportional to its mining power. In this section, we demonstrate that is not the case, and show that when τ/\mathbb{I} is high, the fraction of block mined by honest miners heavily depends on their relative transaction processing speed in addition to their mining powers.

Observe from Case II that the creator of a block spends τ units of extra time (i.e., between $(t_0 + \tau, t_0 + 2\tau)$) for PoW while the remaining miners are busy creating the next block. This extra time τ increases its chances of mining the next block as well. This effect gets exacerbated if the miner controls a large mining power (say 30%), because the miner will naturally mine blocks frequently and each of these blocks gives it an advantage to mine the next one as well.

More concretely, let λ_a and τ_a be the block mining rate and block processing time of miner n_a , respectively. Let $c = \tau_a/\tau$ where $0 \leq c \leq 1$, i.e c is the ratio of block processing time of n_a and remaining miners. $c = 0$ implies that n_a can process a block instantly independent of τ . With these parameters, n_a will spend only $2c\tau$ units of time in case I before starting PoW for the next block. Similarly, in case II, n_a will spend only $c\tau$ units of time creating the next block before starting PoW. Building on this intuition, we theoretically compute the fraction of blocks n_a will mine in the longest chain for any given choice of λ_a and c in Appendix B.

Figure 3 illustrates results from our theoretical analysis. For example, with $\tau/\mathbb{I} = 0.26$, an honest miner who controls 30% of the mining power and can validate or create blocks twice fast as others i.e. $c = 0.50$, will mine at least 46% of the blocks. Further, a miner who skips both validation and creation of blocks, i.e with effective $c = 0$ will mine at least 53% of

the blocks with 33% of the mining power. We also measure the same using our experimental setup described in §VII and observe that the network delay further allows \mathcal{A} to mine 68% of the blocks in the main chain.

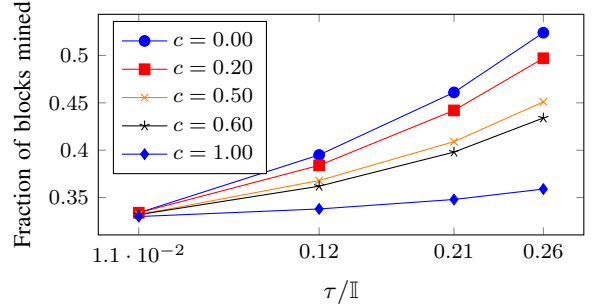


Figure 3: Fraction of blocks mined by miner n_a with 0.33 fraction of the total mining power, i.e $\lambda_a = \lambda/3$ for varying $c = \tau_a/\tau$.

IV. DESIGN

In this section, we first introduce the concept of *Delayed Execution of Transactions* (DET), the core component of TUXEDO, that enables us to make $\tau/\mathbb{I} \approx 1$. Next we describe a mechanism to make DET robust against varying block interarrival time and a Byzantine adversary. Finally we describe the fee collection mechanism of TUXEDO.

A. Delayed Execution of Transactions

The basic idea behind DET is to decouple the inclusion of transactions in the blockchain from the reporting (and hence validation) of the state resulting from those transactions. In TUXEDO transactions are ordered in a block without being immediately validated, and the state resulting from them is reported ζ blocks later. More formally, a block B_i at height i contains TOL T_i and state $S_{i-\zeta} = \Pi(S_{i-\zeta-1}, T_{i-\zeta})$. Hence miners have a window of ζ blocks to pre-compute the state required for validation and this pre-computation can be done

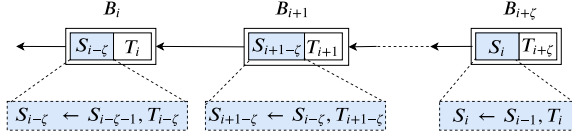


Figure 4: Structure of blocks with Delayed execution of Transaction with ζ blocks, where the state update corresponding of transaction ordered list of a block B_i gets reported in the block $B_{i+\zeta}$.

in parallel with the PoW. Figure 2 illustrates this for $\zeta = 2$ where the resulting states are delayed by 2 blocks.

As explained in Case I in Section III, in existing blockchain designs, up to 2τ time can “eat into” the PoW time. Thus, in order to get $\tau/\mathbb{I} \approx 1$, we need to delay the execution of transactions by at least two blocks. In the rest of this section, we first describe DET with $\zeta = 2$ and then explain why an even larger ζ is needed.

DET with $\zeta = 2$. Let B_{i-1} with state S_{i-3} and TOL T_{i-1} (as $\zeta = 2$) be the latest valid block known to miner n_a (see Figure 2). For now, assume that n_a has already computed (i) $S'_{i-2} = \Pi(S_{i-1}, T_{i-2})$ and (ii) $S'_{i-1} = \Pi(S_{i-2}, T_{i-1})$ and cached them prior to the arrival of the block B_i . Here S'_{i-2} and S'_{i-1} are the states locally computed by n_a for TOL T_{i-2} and T_{i-1} respectively before arrival of block B_i (ref. Figure 2). Upon arrival of B_i , n_a validates it by checking whether the reported S_{i-2} matches S'_{i-2} (step 1). If it does, then n_a accepts B_i and starts computing $\Pi(S'_{i-1}, T_i)$ (step 3). Simultaneously, n_a picks a new TOL $T'_{i+1} \in \mathbb{T}_{i-1} \setminus T_i$, creates the block B'_{i+1} by fetching the precomputed state S'_{i-1} from its cache (step 2), and starts PoW for block B'_{i+1} (step 4). This way, upon arrival of a block, n_a is able to start PoW for the next block immediately.

B. Handling variable block interarrival

If blocks arrive exactly \mathbb{I} time apart from each other, then $\zeta = 2$ will be sufficient to scale $\tau/\mathbb{I} \approx 1$. However, in reality, block interarrival times are random and can even be manipulated by the adversary to some extent. In case a sequence of ζ blocks following B_i with TOL T_i arrive closely spaced to each other, it is possible that a miner will not be able to compute the state S_i before receiving $B_{i+\zeta}$. Hence, the miner will not be able to immediately validate $B_{i+\zeta}$. Without any precautionary measure, in such a situation, miners will be forced to defer creation of the next block, and hence the PoW on it till it computes S_i . If a large fraction of honest miners temporarily stop mining, an adversary \mathcal{A} with faster block processing power will effectively enjoy higher fraction of mining power and may even pull off the “51% attack” during these periods. TUXEDO addresses this issue with two critical observation: *first*, the probability of this event occurring decreases with increasing ζ , and *second*, we can ask honest miners to mine on the longest validated chain during such scenarios. We elaborate on these below.

Need for higher ζ . To see why increasing ζ reduces the probability of the above mentioned undesirable event, we model DET as a queuing system where the transaction processing unit of a miner is analogous to the server. Each arriving block is a task input to a queue and each block is processed in τ

units of time. In the absence of an adversary and network delays, the block arrival follows a Poisson process with rate α . Assuming the input rate is independent of the queue size, this is essentially a M/D/1 queue. The sequence of blocks that a miner is yet to process in a given chain represents the contents of the queue.

If an arriving block enters a queue of size less than or equal to $\zeta - 2$ then its own state as well as that of the subsequent block have been pre-computed. The probability of the queue exceeding $\zeta - 2$ is the probability of the miner missing the deadline for computing the state which that block must contain. This tail probability of the queue decreases with increasing ζ , thus making larger ζ is more desirable. However, there is a trade-off here, because a larger ζ implies that blocks update the global state later, which is undesirable from a user’s point of view. Hence ζ must be chosen to balance this tradeoff. We leave detailed queuing models that take into consideration input variation of blocks due to Δ , the presence of \mathcal{A} , and the trade-off due to larger ζ in §VI.

Remark. Due to forks, miners in TUXEDO maintain multiple queues, one for each forked chain (see Figure 5), and process them in parallel. Blocks which are common to multiple chain (e.g. blocks $\{B_y, \dots, B_i\}$ in Fig. 5 need to be processed only once. All our analysis will be valid with multiple queues because miner processes them in parallel and the input to each queue is still upper bounded by the block generation rate of miners.

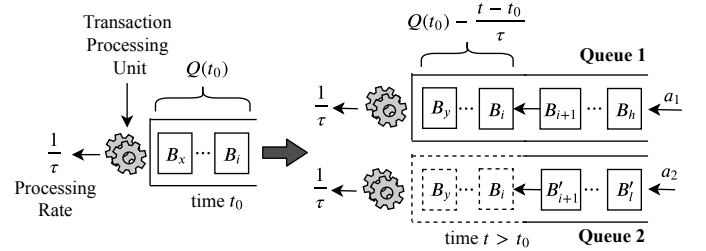


Figure 5: Queue(s) at a miner at time instant t_0 and $t > t_0$ where the transaction processing unit at the miner process blocks in a queue at a rate $1/\tau$. In case of a fork, as shown on the right part of the Figure, i.e. B'_{i+1} and B_{i+1} forking from B_i , miner maintains an additional queue for the new fork. The dashed part of the Queue 2 i.e. blocks $\{B_y \dots B_i\}$ need not be processed explicitly and results from processing these blocks from Queue 1 can be directly used. Here a_1 and a_2 are arrival rates to Queue 1 and Queue 2 respectively.

Extending Longest Validated Chain. Although higher ζ lowers the probability of queue of an honest miner crossing $\zeta - 2$ in the absence of adversary, additional care needs to be taken to provably prevent a Byzantine adversary from sabotaging the protocol. Thus we modify the chain selection rule of TUXEDO from a standard longest chain selection procedure. We analyze its security in §VI.

Honest miners in TUXEDO extend the *longest chain they can validate*. If miners do not have the state to put in the next block, it puts a protocol specified default state, such as a sequence of zeros in place of the required state. Unless otherwise stated, we refer to this default state as the *empty state*. We refer to such blocks as *ES blocks* (i.e. blocks with an

empty state). Similarly, we refer to blocks with the non-empty state as *non-ES* blocks. ES blocks can contain transactions (see §V) and non-ES block at height i report $S_{i-\zeta}$. Also, during the entire duration, honest miners continue to process all unprocessed blocks with correct PoW that appears in a chain longer than the current mining head. On successful validation, miner re-configures its mining head to pick the new longest known validated chain.

C. Fees collection in TUXEDO

Recall that every transaction in TUXEDO specifies the maximum amount of computation resources needed for its execution. Based on this specification, fees of every transaction in i^{th} block, B_i is collected in the same block. These fees are paid using the native token of TUXEDO, token1 (similar to Ether in Ethereum). Once the transaction gets executed, any leftover fees i.e., fees of unused computational resources are refunded in $B_{i+\zeta}$ where the state after the execution of B_i 's transactions is reported.³ This ensures that only blocks that can pay sufficient amount of gas, a unit of payment in Ethereum, for their transaction fees enter the blockchain.

Similar to Ethereum, TUXEDO also allows its smart contracts to transfer and receive tokens. However, since the transactions of i^{th} block, T_i , are executed after fees are collected for $\zeta - 1$ future blocks, additional care needs to be taken to prevent fees of future blocks from altering execution results of past transactions. Specifically, TUXEDO restricts its smart contracts from using the native token. However, at the same time, TUXEDO allows its contracts to create their own tokens reminiscent of ERC'20 tokens in Ethereum and use them during execution. These tokens could be contract-specific, shared by several contracts, or shared by all contracts and is up to the contract designer. In our implementation, every smart contract uses the single ERC'20 token which we refer to as the token2. We describe the details of our implementation in §V.

V. IMPLEMENTATION DETAILS

Accounts and Tokens. Our implementation of TUXEDO has two kinds of accounts: user accounts and contract accounts. Each user account maintains both token1, the native currency, and token2, the ERC'20 token to be used in contracts, whereas contract accounts only maintains token2. contract accounts maintain executables that can be invoked by transactions.

Transactions. Each transaction tx TUXEDO is a tuple containing $\{\text{type}, \text{to}, \text{from}, \text{gas}, \star\}$ where type either takes the value 1 or 2, to (resp. from) is the receiver (resp. sender) address, gas specifies the maximum amount of gas tx can use and \star represents the auxiliary information required for execution of tx . Transactions with type1 are addressed to user accounts and transfers token1 from from address to to address. The amount of token1 transfer is present in the auxiliary information denoted using \star . Transactions of type2 are addressed to contract accounts and \star contains the identity of the functions to be invoked and the required function call parameters. For every such transaction, miners in TUXEDO transfer an amount of token1, as a transaction fee from its sender account to a

Algorithm 1 TUXEDO for $\zeta \geq 2$

```

1:  $\mathbb{T} : \{tx_j | j = 1, 2, \dots\}$   $\triangleright$  Transaction pool at the miner
2:  $\mathbb{C} : \{R'_j, S'_j = \Pi(S'_{j-1}, T_j)\}$   $\triangleright$  Contract Cache
3:  $\mathbb{P} : \{P'_j = \Pi(P'_{j-1}, R_{j-\zeta}, \Phi_j)\}$   $\triangleright$  Payment Cache
4:  $\mathbb{Q} : \{T_j | j = 1, 2, \dots\}$   $\triangleright$  TOL that are yet to be processed
5: PROCESSTOL( $\cdot$ )  $\triangleright$  Non-blocking call to process existing TOL
6: while true do
7:   RECONFIGURE( $B_k$ )  $\triangleright$  On arrival of new block
8: end while
9: procedure RECONFIGURE( $B_k$ )
10:   if VALIDATE( $B_k$ ) then
11:     stop current PoW
12:      $B'_{k+1} \leftarrow \text{CREATE}(B_k)$ 
13:     start PoW on  $B'_{k+1}$ 
14:   end if
15: end procedure
16: procedure VALIDATE( $B_k$ )
17:    $valid \leftarrow \text{false}; S_{k-\zeta}, P_k, T_k \leftarrow B_k$ 
18:   if  $S_{k-\zeta}$  is empty then
19:      $P'_k \leftarrow \Pi(P'_{k-1}, \Phi_k)$ 
20:     if  $P'_k = P_k$  then
21:        $valid \leftarrow \text{true}$ 
22:     end if
23:   else
24:     if  $S'_{k-\zeta}$  not in cache then
25:        $valid \leftarrow \text{false};$  add  $T_k$  to  $\mathbb{Q}$ 
26:     else
27:        $P'_k \leftarrow \Pi(P'_{k-1}, R'_{k-\zeta}, \Phi_k)$ 
28:       if  $P'_k = P_k$  and  $S'_{k-\zeta} = S_{k-\zeta}$  then
29:         add  $P_k$  to  $\mathbb{P}$ ; add  $T_k$  to  $\mathbb{Q}$ ;  $\mathbb{T} \leftarrow \mathbb{T} \setminus T_k$ 
30:          $valid \leftarrow \text{true}$ 
31:       end if
32:     end if
33:   end if
34:   return  $valid$ 
35: end procedure
36: procedure CREATE( $B_k$ )
37:    $T'_{k+1} \leftarrow$  subset of  $\mathbb{T}$ 
38:   if  $S'_{k+1-\zeta}$  in cache then
39:      $P'_{k+1} \leftarrow \Pi(P'_k, R'_{k+1-\zeta}, \Phi'_{k+1})$ 
40:     return  $(S'_{k+1-\zeta}, P'_{k+1}, T'_{k+1})$ 
41:   else
42:      $P'_{k+1} \leftarrow \Pi(P'_k, \Phi'_{k+1})$ 
43:     return (empty-string,  $P'_{k+1}, T'_{k+1}$ )
44:   end if
45: end procedure
46: procedure PROCESSTOL( $\cdot$ )
47:   while true do
48:     if  $\mathbb{Q}$  is non empty then
49:        $B_j \leftarrow$  next block in  $\mathbb{Q}$ 
50:        $T_j \leftarrow$  TOL of  $B_j$ 
51:        $R_j, S_j = \Pi(S_{j-1}, T_j)$ 
52:       add  $R_j, S_j$  to  $\mathbb{C}$ 
53:       if  $j >$  current validated chain length then
54:         Non-blocking RECONFIGURE( $B_j$ )
55:       end if
56:     end if
57:   end while
58: end procedure

```

³We leave the exact refund policy as a design choice as we primarily focus on the capability of refunding fees if needed. TUXEDO will work same for schemes that does not refund fees as well.

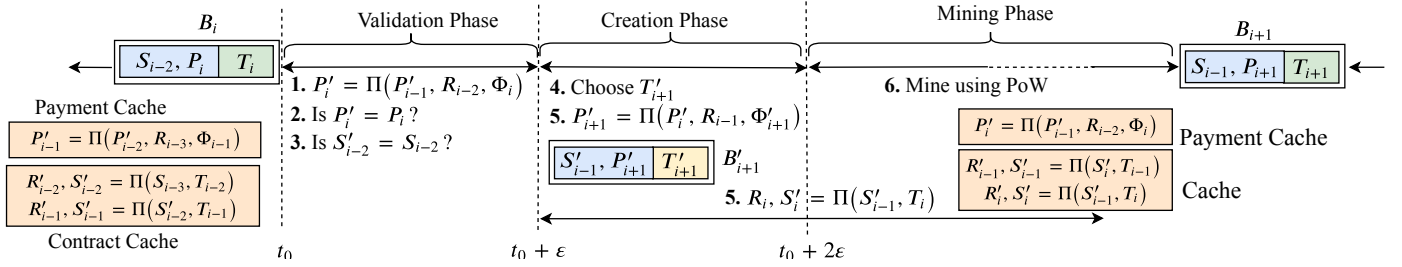


Figure 6: Steps performed at a miner to validate a block B_i from the network in TUXEDO with $\zeta = 2$. After validation, miner creates the next potential block B_{i+1} and starts PoW. During PoW for block B_{i+1} , the miner computes the state required to instantly validate upcoming blocks.

prespecified address denoted using Deposit. If in case tx from does not have enough token1, a miner discards tx .

Two States. In our implementation of TUXEDO every miner maintains two different states: \mathbf{P} and \mathbf{S} where \mathbf{P} is used to store information related to the amount of token1 in each user accounts and \mathbf{S} is used to store the information regarding contract execution and amount of token2 in all the accounts. Since payment (including fees) and refund transactions only modify \mathbf{P} , such a segregation enables faster validation and block creation.

Block Validation. Let $\mathbf{S}_{j-\zeta}$ and \mathbf{P}_j be the contract and payment state at the end of block B_j . Also, $R_{j-\zeta}$ represents the refund processed after the execution of $T_{j-\zeta}$. Let the latest block known to an honest miner n_a be B_{i-1} . Let B_i be the next arriving block. Lets assume B_i is a non-ES block and n_a has already computed and cached the following state before its arrival.

$$\begin{aligned} \mathbf{P}'_{i-1} &= \Pi(\mathbf{P}'_{i-2}, R_{i-\zeta-1}, \Phi_{i-1}) \\ R_{i-\zeta}, \mathbf{S}'_{i-\zeta} &= \Pi(\mathbf{S}'_{i-\zeta-1}, T_{i-\zeta}) \\ R_{i-\zeta+1}, \mathbf{S}'_{i-\zeta+1} &= \Pi(\mathbf{S}'_{i-\zeta}, T_{i-\zeta+1}). \end{aligned}$$

Note that applying Π on any TOL T_j also outputs the ordered list of refund transactions corresponding to T_j . For $\zeta = 2$, this is depicted in Figure 6. On receiving the block B_i containing TOL T_i and digests of state \mathbf{P}_i and $\mathbf{S}_{i-\zeta}$, n_a validates B_i as follows: (i) n_a first computes $\mathbf{P}'_i = \Pi(\mathbf{P}'_{i-1}, R_{i-\zeta}, \Phi_i)$, (ii) checks whether \mathbf{P}'_i matches with \mathbf{P}_i , and (iii) n_a also checks $\mathbf{S}'_{i-\zeta}$ matches $\mathbf{S}_{i-\zeta}$.

Alternatively, if n_a hasn't precomputed $\mathbf{S}'_{i-\zeta}$ and B_i is a non-ES block, n_a continue to mine on the previous mining head till it computes $\mathbf{S}'_{i-\zeta}$ and re-starts validating B_i as above. However, if B_i is an ES-block and n_a has already validated the latest non-ES ancestor of B_i , n_a computes \mathbf{P}'_i as $\Pi(\mathbf{P}'_{i-1}, \Phi_i)$ to checks whether \mathbf{P}'_i matches with \mathbf{P}_i and skips step (iii) of validation. On successful validation, n_a accepts B_i and proceeds to create the next block as described below. Procedure VALIDATE in Algorithm 1 presents the pseudo code for validation of blocks in TUXEDO.

Block Creation. On successful validation of the received block, to create the next block n_a (i) picks a new TOL T'_{i+1} from $\mathbb{T} \setminus T_i$, (ii) computes $\mathbf{P}'_{i+1} = \Pi(\mathbf{P}'_i, R_{i-\zeta+1}, \Phi'_{i+1})$, (ii) fetches $\mathbf{S}'_{i-\zeta+1}$ from cache (if available), and (iii) creates the next potential block B'_{i+1} containing T'_{i+1} and digests of \mathbf{P}'_{i+1}

and $\mathbf{S}'_{i-\zeta+1}$. Also, the first non-ES block after a sequence of ES-blocks applies all accumulated refunds since the last non-ES block. Alternatively, if $\mathbf{S}'_{i-\zeta+1}$ is not available in the cache, n_a puts an *empty string* in place of $\mathbf{S}'_{i-\zeta+1}$. After creating B'_{i+1} , n_a immediately starts PoW on B'_{i+1} . Procedure CREATE in Algorithm 1 presents the pseudo code for validation of blocks in TUXEDO.

Execution of contract transactions In TUXEDO contract transactions are executed in parallel to PoW as shown in Figure 6. Specifically, during PoW for B'_{i+1} , n_a computes $R'_{i-\zeta}, \mathbf{S}'_{i-\zeta} = \Pi(\mathbf{S}'_{i-\zeta-1}, T_{i-\zeta})$. Also n_a adds T_i in the task queue (ref. §IV-B) and executes T_i as soon as the execution of all T_j for $j < i$, that appear prior to T_i , is done.

VI. ANALYSIS

We analyze security of TUXEDO in the presence of a Byzantine adversary under all possible adversarial strategies.

A. Block Processing as a Queuing System

The arrival of blocks in PoW blockchain can be modeled as a Poisson process with arrival rate λ with $1/\lambda$ as the expected inter-arrival time between two consecutive blocks [14]. As all honest miners takes τ units of time to process a block, the processing rate of the server is $1/\tau$. On arrival of every new block B_i with TOL T_i that extends a chain longer than the current mining head at a miner n_a , n_a adds the block to its queue. n_a processes (that is, validates) these blocks in First In First Out (FIFO) order. As we have mentioned earlier, due to forks, there will be multiple queues at each miner (see Figure 5), but our analysis applies to any of them as arrival rate at each queue is dominated by arrival rate in a single queue setting and miner processes all queues in parallel.

Let $Q_a(t)$ denote the size of the queue of a miner n_a at time t . If block B_k enters the queue at time t_k , we use $Q_a(t_k^-)$ and $Q_a(t_k^+)$ to denote the size of queue immediately before and after time t_k respectively. Note, $Q_a(t_k^+) = Q_a(t_k^-) + 1$.

Handling non-ES blocks. The ability of a miner to validate a received block and/or create an non-ES block is directly related to the number of blocks in the queue of the miner n_a in which B_k enters, i.e. B_k is at the tail of the corresponding queue. Notice if $Q_a(t_k^+) > \zeta$ than the head of the queue contains TOL T_i for $i \leq k - \zeta$, the miner will not be able immediately validate B_k . Similarly, when $Q(t^+) = \zeta$, the miner will be able

to validate B_k but will not have the state to immediately mine a non-ES block on top of the received block.

B. Reduction of TUXEDO to Nakamoto PoW

We next illustrate that TUXEDO provides guarantees of *Chain growth*, *Chain Quality* and *Safety/Consistency* similar to known results of longest-chain PoW based Nakamoto systems [16], [12], [17].

Consider a time interval $[s, s+T]$. Select the honest blocks as shown in Figure 7. First skip ahead to $s + \Delta$, then find the next honest block, then skip by Δ and then repeat till time $s + T - \Delta$. Let's call these blocks B_1, B_2, \dots, B_N . Let B_k be generated at time t_k .

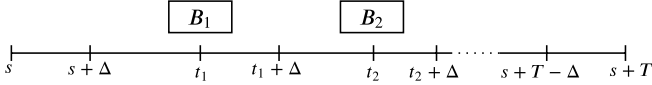


Figure 7: Honest blocks chosen in time interval $[s + \Delta, s + T - \Delta]$ where the chosen blocks are separated by at least a gap of Δ .

Lemma 1. (Queue Difference) *Let B_k be the m^{th} block starting from genesis block in the chain containing B_k . Call these blocks $b_0, b_1, b_2, \dots, b_m$ with b_0 as the genesis block. Let $t'_0, t'_1, t'_2, \dots, t'_m$ be the time when an honest miner hears the corresponding block for the first time. Then by $t_k + \Delta$ i.e. $t'_m + \Delta$, then all honest miners would have processed the state required to validate B_k .*

Proof: Let Q_L and Q_U be two hypothetical FIFO queues with constant service rate $1/\tau$ in which blocks b_1, b_2, \dots, b_m enter at t'_1, t'_2, \dots, t'_m and $t'_1 + \Delta, t'_2 + \Delta, \dots, t'_m + \Delta$ respectively. Let $Q_a^{(k)}(t)$ be the position of the block B_k (i.e. b_m) at the queue of miner n_a at time t , and $Q_{B_k}(t)$ be its position at the miner which created it. Then the following two conditions hold:

$$Q_L^{(k)}(t) \leq Q_a^{(k)}(t), \forall t \text{ after } B_k \text{ enters } Q_a \quad (2)$$

$$Q_a^{(k)}(t) \leq Q_U^{(k)}(t), \forall t \geq t_k + \Delta \quad (3)$$

Hence,

$$Q_a^{(k)}(t_k + \Delta) \leq Q_U^{(k)}(t_k + \Delta) = Q_L^{(k)}(t_k) \leq Q_{B_k}^{(k)}(t_k) \quad (4)$$

Equation (4) implies that by time $t_k + \Delta$, the position of B_k in the queue of all honest miners will be less than or equal to the position of B_k in the queue its creator at time t_k . Hence if $Q_{B_k}(t_k) \leq \zeta$, i.e. B_k is a non-ES block, by time $t_k + \Delta$, the position B_k will be lower than or equal to ζ at all honest miners and hence, all honest miners will be able to validate B_k by time $t_k + \Delta$. ■

Lemma 2. *Let $\ell(B_k)$ denote the length of the block starting from genesis block b_0 with $\ell(b_0) = 0$. Then B_i for all $i \in [1, N]$ which were mined between $[s + \Delta, s + T - \Delta]$ as shown in Figure 7 have distinct length. Further, $\ell(B_i) > \ell(B_j), \forall i > j$.*

Proof: Consider two consecutive blocks B_k, B_{k+1} mined at time t_k, t_{k+1} respectively (need not be part of the same chain). Let n_k, n_{k+1} be the miners of B_k, B_{k+1} respectively.

Since $t_{k+1} > t_k + \Delta$, n_{k+1} would have heard of B_k prior mining B_{k+1} . Also, from Lemma 1 by time $t_k + \Delta$, n_{k+1} will have the state to validate B_k . Thus from time $t_k + \Delta$ onwards, n_{k+1} either will extend B_k or any other validated block with same or greater length than B_k . This implies $\ell(B_{k+1}) > \ell(B_k)$. This is true for all pair of consecutive blocks and hence by transitivity of length comparison, we get $\ell(B_i) > \ell(B_j), \forall i > j$. ■

Lemma 3. (Chain Increase) *Let $L_j(t)$ be the length of the longest validated chain at miner n_j at time t . Let $L_{\min}(t), L_{\max}(t)$ be the minimum and maximum of chain lengths of all honest miners at any time t , i.e. $L_{\min}(t) = \min_j \{L_j(t)\}$ and $L_{\max}(t) = \max_j \{L_j(t)\}$, then in the scenario show in Figure 7, chain length of all honest miners grows by at least N blocks, i.e. $L_{\min}(s + T) \geq L_{\max}(s) + N$.*

Proof: From Lemma 2, $\ell(B_{i+1}) \geq \ell(B_i) + 1, \forall i \in [N - 1]$. Let $L_{B_k}(t_k^+)$ be the length of the longest chain of miner of block B_k at time t_k^+ . Then from Lemma 2 we know,

$$L_{B_{k+1}}(t_{k+1}^+) \geq L_{B_k}(t_k^+) + 1 \quad (5)$$

From Lemma 1,

$$L_{\min}(t_k^+ + \Delta) \geq L_{B_k}(t_k^+) \quad (6)$$

Also, $L_{\min}(s + \Delta) \geq L_{\max}(s)$ as all blocks generated before s reaches every honest miner by time $s + \Delta$. Hence,

$$\begin{aligned} L_{\min}(s + T) &\geq L_{\min}(t_N + \Delta) \\ &\geq L_{\min}(s + \Delta) + N \\ &\geq L_{\max}(s) + N \end{aligned} \quad (7)$$

Notice that the scenario shown in Figure 7 is stochastically identical to the HYB experiment shown by Pass et al. in [16]. Hence the chain growth and chain quality of TUXEDO is identical to results presented in [16]. Also, it is easy to see that B_1, B_2, \dots, B_N includes all *loners* defined in [17] (or *convergence opportunities* defined in [16]) and hence the safety results from [17] holds for TUXEDO. For completeness we state the theorem here.

Theorem 1. (Safety (Thm. 8 in [17])) *Let B^* and B^{**} be two distinct blocks at the same height. If $e^{-2\alpha\Delta} > (1 + \delta)\beta$, then once an honest node adopts a chain that buries B^* by k blocks deep, no honest node will adopt a chain that buries B^{**} by k blocks, except for $e^{-\Omega(\delta^2 k)}$ probability.*

Proof: Directly follows from Lemma 3 and proof of Theorem 8 of [17]. ■

C. Choice of ζ

As $Q(t) \geq \zeta$ at a honest miner implies that the miner will not be able to validate a received non-ES block, we compute an upper bound on $\Pr[Q(t) \geq \zeta]$ under all possible adversarial strategies after making certain approximations. Recall that $Q(t) \geq \zeta$ do not violate security of TUXEDO and hence the guarantees provided in previous section still holds true.

A well-known result from queuing theory [15] is that in any queuing system with constant service rate $1/\tau$, the size of

the queue at any time t is given by:

$$Q(t) = \sup_s \left\{ A(s) - \frac{s}{\tau} \right\}, \quad (8)$$

where $A(s)$ is the number of arrivals during the interval $[t-s, t]$. In addition to the number of blocks generated during the time interval $[t-s, t]$, $A(s)$ may also include honest blocks from time interval $[t-s-\Delta, t-s]$ as these blocks might be delayed due to network. Furthermore, an adversary can deliberately withhold blocks mined prior to time $t-s$ and release them during $[t-s, t]$. However, as demonstrated in [16] that to withhold a block by longer than time t_w , adversary needs to generate a private chain longer than honest chain during that time.

Approximating the growth rate of the honest miners as a Poisson process with rate γ where $\gamma = \alpha/(1+\Delta\alpha)$, we can approximate the race between honest chain and the adversarial chain for time t_w as a Skellam Distribution [18] with $\mu_1 = \beta t_w$ and $\mu_2 = \gamma t_w$. Specifically, let $N(t_w)$, $X_{\mathcal{A}}(t_w)$ be the random variables denoting the chain growth of honest miner and number of blocks generated by \mathcal{A} during a time interval of size t_w respectively. Then the success probability of \mathcal{A} withholding a block for longer than t_w is $\Pr[X_{\mathcal{A}}(t_w) - N(t_w) > 0]$. Since, $X_{\mathcal{A}}(t_w)$ and $N(t_w)$ are independent Poisson random variable, $X_{\mathcal{A}}(t_w) - N(t_w)$ follows a Skellam distribution with mean μ_1 and μ_2 as mentioned above.

Using results from Skellam distribution, given a small threshold η , we pick a value of t^* such that

$$\Pr[X_{\mathcal{A}}(t^*) - Y(t^*)] \leq \eta \quad (9)$$

and assume that \mathcal{A} is not allowed to withhold a block for more than t^* units of time. Under this assumption, we next upper bound the probability that queue of an honest miner will exceed any given ζ under all possible adversarial strategies.

Theorem 2. For any given $\epsilon_0, \epsilon_1, t^*$, let $s_0 = \max\{\frac{\Delta}{\epsilon_0}, \frac{t^*}{\epsilon_1}\}$ and $\bar{\lambda} = (1+\epsilon_0)\alpha + (1+\epsilon_1)\beta$. Let $Q(t)$ be the size of an honest miner's queue at time t . Then

$$\Pr[Q(t) \geq \zeta] \leq \sum_{i=\zeta}^{\infty} \pi_i + 1 - \sum_{i=0}^{\zeta-1} \frac{\bar{\lambda}^i e^{-\bar{\lambda}s_0}}{i!}, \quad (10)$$

where π_i is the stationary distribution of M/D/1 queue with arrival rate $\bar{\lambda}$.

Proof: Let $X_{\mathcal{H}}(b), X_{\mathcal{A}}(b)$ be the random variable denoting the number of blocks mined by honest miners and adversary in a given time interval of length b respectively. As we assume that \mathcal{A} withholds a block for at most t^* time before the honest miner accepts them, blocks in $A(s)$ are either mined by the adversary during $(t-s-t^*, t)$ or mined by honest nodes during $(t-s-\Delta, t)$. For any $\epsilon_0 > 0, \epsilon_1 > 0$, let $s_0 = \max\{\frac{\Delta}{\epsilon_0}, \frac{t^*}{\epsilon_1}\}$. Then $\forall s \geq s_0, s+\Delta < (1+\epsilon_0)s$ and $s+t^* < (1+\epsilon_1)s$. Hence,

$$A(s) \leq X_{\mathcal{H}}(s+\Delta) + X_{\mathcal{A}}(s+t^*) \quad (11)$$

$$\leq X_{\mathcal{H}}((1+\epsilon_0)s) + X_{\mathcal{A}}((1+\epsilon_1)s), \forall s \geq s_0 \quad (12)$$

Let $X(s)$ be a random variable denoting the number of blocks generated by a Poisson process within a time interval of size s with arrival rate $\bar{\lambda} = (1+\epsilon_0)\alpha + (1+\epsilon_1)\beta$. Since

independent Poisson random variables are additive, we have the equality in distribution,

$$X(s) \stackrel{d}{=} X_{\mathcal{H}}((1+\epsilon_0)s) + X_{\mathcal{A}}((1+\epsilon_1)s) \quad (13)$$

Hence using equation 8, we have is

$$\Pr[Q(t) > b] \quad (14)$$

$$\leq \Pr \left[\bigcup_{s>0} \left\{ A(s) - \frac{s}{\tau} > b \right\} \right] \quad (\text{From equation 8})$$

$$= \Pr \left[\bigcup_{s>s_0} \left\{ A(s) - \frac{s}{\tau} > b \right\} \right] + \Pr \left[\bigcup_{s \leq s_0} \left\{ A(s) - \frac{s}{\tau} > b \right\} \right]$$

$$\leq \Pr \left[\bigcup_{s>s_0} \left\{ X(s) - \frac{s}{\tau} > b \right\} \right] + \Pr[A(s_0) > b] \quad (15)$$

$$\leq \Pr \left[\bigcup_{s>0} \left\{ X(s) - \frac{s}{\tau} > b \right\} \right] + \Pr[A(s_0) > b] \quad (16)$$

The first term of equation 16 is the standard M/D/1 tail queue probability with arrival rate $\bar{\lambda}$, processing rate $1/\tau$ and hence its tail distribution probability decreases with increasing ζ . For any given b, t^*, ϵ , and Δ ,

$$\Pr[A(s_0) > b] \leq 1 - \sum_{i=0}^{b-1} \frac{\bar{\lambda}^i e^{-\bar{\lambda}s_0}}{i!}. \quad (17)$$

■

Using our worst-case analysis, we suggest concrete values of ζ one should consider to bound the probability of an honest miner's queue exceeding ζ . As we expect attacks to be intermittent (if any), we also numerically compute these bounds for an honest execution of the protocol, i.e., in a network without any adversary. Figure 8 and 9 plots the result of Theorem 2 under some example parameters.

Concrete choice of ζ . For any given $\lambda, f_{\max}, \Delta$, and τ , we evaluate ζ such that $\Pr[Q(t) \geq \zeta] < 0.01$. For all our evaluation we have used $\eta = 0.001$ in equation 9. Figure 8 illustrates our results for different values of τ/\mathbb{I} and \mathbb{I}/Δ . For each τ/\mathbb{I} and \mathbb{I}/Δ , we pick s_0 that minimizes ζ . For example, with 25% adversary and allowable processing time equal to half of average interarrival time, i.e. $\tau/\mathbb{I} = 0.5$, we get $\zeta = 39$ for $\mathbb{I}/\Delta = 10$.

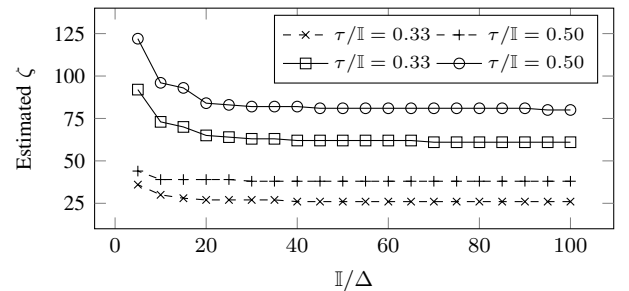


Figure 8: Required ζ to upper bound $\Pr[Q(t) \geq \zeta]$ with 0.01. Dashed lines correspond to $f_{\max} = 0.25$ and solid lines are for $f_{\max} = 0.33$.

Queue overflow in honest execution. For any given ζ, λ, Δ , and τ we compute the bounds using equation 16 by putting $\beta = 0$ and $t^* = 0$. This corresponds to a execution of TUXEDO in the absence of an adversary. Figure 9 illustrates the upper bound on the fraction of time queue at a honest miner will have more than ζ blocks for different values of ζ . All plots are for $\tau/\mathbb{I} = 0.5$. Note that in the absence of \mathcal{A} , for $\mathbb{I}/\Delta = 10$, with ζ as low as 20 queue, less than one in a billion honest blocks will hit a queue larger than ζ .

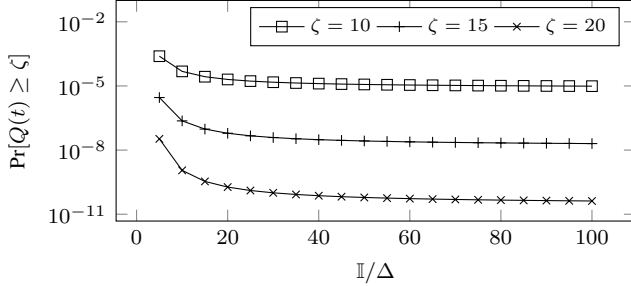


Figure 9: Upper bound on the probability of queue at a honest miner crossing the threshold in the absence of an adversary for $\tau/\mathbb{I} = 0.5$

VII. EVALUATION

To evaluate computation scalability of TUXEDO we built a prototype of on top of Ethereum Geth client version 1.9.3. Our implementation consists of all parts of TUXEDO including an on-demand adversarial behavior to skip validation of transactions. In many experiments we compare the performance of TUXEDO with that of Ethereum. To facilitate such comparisons, we implement an adversary who skips validation and/or creation of blocks in Ethereum.

A. Experimental Setup

Our experimental setup consists of 50 virtual machines (VMs) running in Oracle Cloud. All except one of the VMs are dual-core machines with 8GM of RAM running Ubuntu.16.04. The remaining VM which we use as an adversarial node has 8 core CPU @2.19 GHz, 30GB of RAM. We deliberately assign one node a computational advantage over others to measure its effects on the fairness of Ethereum and TUXEDO. In our setup, all nodes have identical network bandwidth of 1GB/s download and 100MB/s upload speeds.

Node. Each VM in our experimental setup runs one TUXEDO node. The mining power of each node is set according to the distribution of top 50 Ethereum miners extracted from [2]. This corresponds to 99.98% of Ethereum’s total mining power. For each node in our setup, we simulate its block mining process by drawing the interarrival time between the blocks from an exponential distribution with parameter λ/h where h is the fraction of mining power controlled by the node. In Table I reports the percentage of mining power controlled by top 14 miners that sum up to 97% of the total mining power.

Network. To make a prototype of this Ethereum mining network, we collected data regarding the geographical location of the top 50 miners in Ethereum. Each node in our experiment emulates the geographical location of one such miner. We then

32.98	16.16	15.06	5.72	5.67	4.41	4.14
3.53	2.61	1.84	1.34	1.32	1.25	1.05

Table I: Percentage of mining power controlled by top 14 miners in descending order our experimental setup. For e.g. first miner controls 32.98% of the mining power and 14th miner controls 1.05% of the mining power.

form a randomly connected network of these nodes where the degree distribution follows a power law with exponent -2.5 . Communication delays between every pair of nodes in the network are set accordingly to the ping delays observed between respective geographical locations [1]. We use Linux `tc` command to simulate the link delays.

Methodology. We test TUXEDO by deploying 50 contracts each implementing Quicksort, 2D matrix multiplication, and iteration with basic arithmetic operations. We then invoke functions from each contract with appropriate parameters to achieve the desired block processing time. Throughout our experiment, we ensure that each block contains ~ 165 transactions in total. As we simulate an adversary (\mathcal{A}) that skips validation of blocks and creates new ones with contracts whose execution results are already known to the \mathcal{A} , we deliberately restrict all of the above mentioned contracts to be stateless. Note that, as the primary metric of evaluating TUXEDO is processing time of a block, any choice of contracts will give us the same results as long as they achieve the desired block processing time.

B. Experiments and Results

We first evaluate the effect of increasing τ/\mathbb{I} in Ethereum with all miners being honest. We then repeat the experiment in the presence of an adversary \mathcal{A} , who skips validation of received blocks and creates blocks with transactions for which \mathcal{A} already knows the execution results. We then perform the same set of experiments with TUXEDO and compare our results with Ethereum. Next for fixed $\tau/\mathbb{I} = 0.70$ we evaluate TUXEDO with increasing network delay.

In all experiments the first miner (n_1) controls $\sim 33\%$ of the network’s mining power and can process ~ 1.67 times faster than other miners. Further, in all experiments we keep block mining difficulty such that $1/\lambda = 15.0$. Hence \mathbb{I} is equal $2\tau + 1/\lambda$ for Ethereum experiments and $1/\lambda$ for TUXEDO experiments.

Fairness violations in Ethereum. Figure 10a illustrates the fraction of Ethereum blocks miner n_1 mines. Observe that with increasing τ/\mathbb{I} , the fraction of blocks n_1 mines increases even when n_1 is honest corroborating our theoretical analysis (ref. Appendix B). When n_1 is adversarial, i.e. n_1 skips both validation and creation of blocks, n_1 mines significantly higher fraction of blocks. These fractions are higher than theoretically computed fraction in Figure 10a. This is due to the fact that unlike our simplistic assumption in theoretical analysis (ref.B), in the experiments n_1 mines for the entire duration of the experiment.

High fork rate in Ethereum. With high τ/\mathbb{I} in Ethereum, we observe that the the fork rate of Ethereum increases. Let *Mining Power Utilization* (MPU) of a blockchain network be defined as — the fraction of blocks mined by the miners that

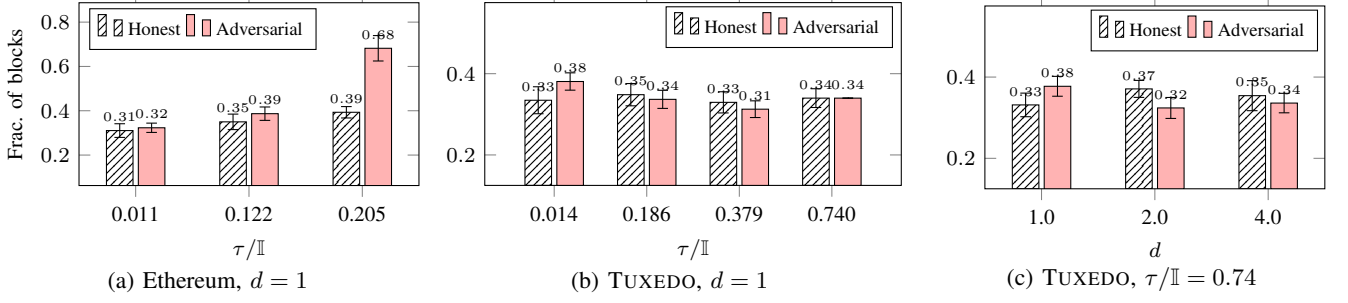


Figure 10: Fraction of blocks mined by the miner n_1 controlling 33% mining power and $c = 0.6$ in Ethereum and TUXEDO

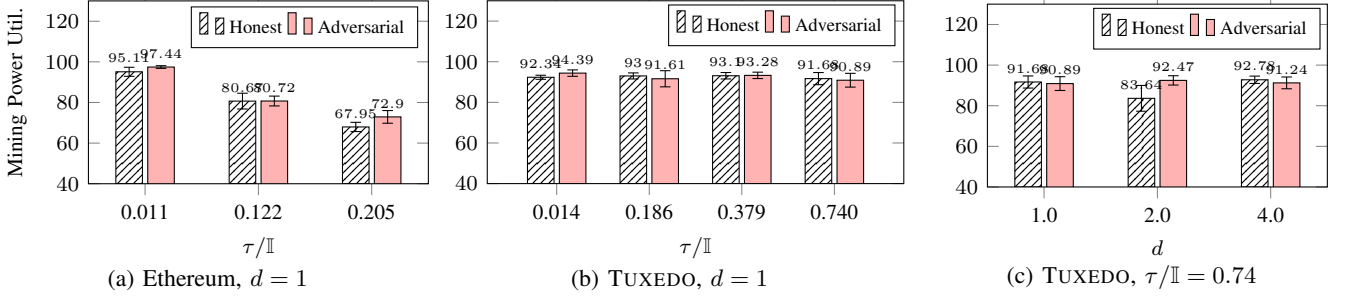


Figure 11: Mining power utilization of the (a)Ethereum and (b),(c) TUXEDO with increasing τ/\mathbb{I} and Network delay.

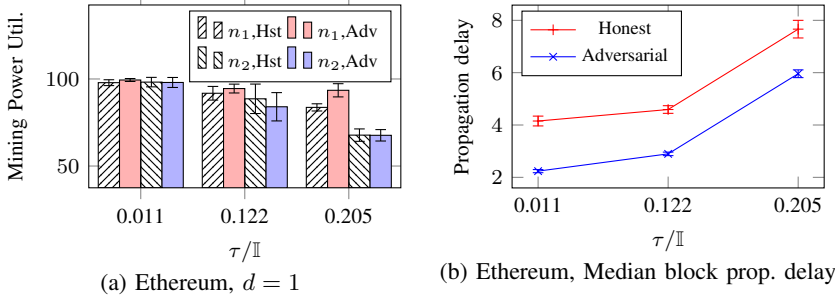


Figure 12: (a) Mining power utilization of first two miner (n_1 and n_2) (b) Measured median propagation delay of blocks with increasing τ/\mathbb{I} in Ethereum.

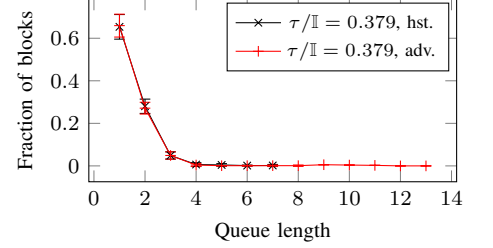


Figure 13: Average queue size of honest miners (excluding n_1) for $\tau/\mathbb{I} = 0.379$ and $d = 1$

end up in the eventual longest chain. A blockchain with lower MPU implies that a lower fraction of mined blocks end up being in the blockchain and that many blocks are orphaned. Figure 11a illustrates the MPU of Ethereum network with increasing τ/\mathbb{I} . Notice that despite having $\lambda = 1/15$ and $\mathbb{I} = 2\tau + 1/\lambda$, the fork rate increases. This is because miners in Ethereum only forward a block when they have fully validated its parent block. Thus with high τ/\mathbb{I} , miners in Ethereum more frequently encounter blocks whose parents are yet to be validated by the miners. As a result, with τ/\mathbb{I} , the effective propagation delay of blocks in the network increase which leads to higher forks and lowers the MPU of the network.

Figure 12b illustrates that the median propagation delay of Ethereum network. Median block propagation delay in the presence of a adversarial node is lower due to fact that the adversarial node can forward blocks immediately as it processes all received blocks immediately. Also we observe

that higher τ/\mathbb{I} does not lower MPU of the adversarial node n_1 by much. Further, MPU of a adversarial node is much higher than its honest counterpart. Figure 12a illustrates the mining power utilization of top 2 miner in our experimental setup (ref. I). This is because when n_1 is adversarial, it mines solo for longer duration. This allows n_1 to mine longer sequence of blocks more frequently while other miners were busy extending an older block. Hence, when network gets synchronized again, that is honest nodes have to backlog of blocks to process, the string of blocks mined by the n_1 enters the blockchain with high probability.

Increasing τ/\mathbb{I} in TUXEDO. We demonstrate that higher τ/\mathbb{I} does not affect miners in TUXEDO by repeating the above experiments in TUXEDO. Figure 10b illustrates that the fraction of blocks n_1 mines does not vary in TUXEDO despite high τ/\mathbb{I} and an adversarial n_1 . Also, unlike Ethereum high τ/\mathbb{I} does not affect the mining power utilization of TUXEDO since

all miners can immediately validate all received blocks. This is illustrated in Figure 11b. We use ζ based on our analysis in §VI-C for $t^* = 0$ and $\Pr[Q(t) \geq \zeta] \leq 2^{-15}$.

Figure 13 demonstrates the queue observed by an arriving block in an honest miner for $\tau/\mathbb{I} = 0.379$. Observe that presence of a skipping adversary does alter the queue size honest miners observe. Further, more than 99% of the blocks find a queue size of four or less and less than $< 0.1\%$ blocks find a queue size of eight or higher. This implies that though ζ is chosen to be high, for majority of the blocks the users of TUXEDO will get the execution results of their transactions within four blocks.

Increasing network delay. For fixed $\tau/\mathbb{I} = 0.74$ we evaluate TUXEDO with increasing delay. Specifically we increase link delay between each pair of connected node by a factor of $d = 1, 2, 4$. Figure 10c illustrates that higher delay does not affect the fraction of blocks mined by n_1 for both honest and adversarial n_1 . We also observe that the MPU of TUXEDO does not decrease in TUXEDO despite higher network delay (see Figure 11c). This is because, the top five miners controlling approximately 75% of mining power in our experimental network are in close proximity with each other. Hence the increased delay does not affect the block propagation delay between them.

VIII. RELATED WORK

To best of our knowledge, our work is the first on-chain solution to increase τ/\mathbb{I} in permissionless blockchains.

There have been attempts to enable the execution of computationally intensive smart contracts [11], [9], [20], [7], [6] through off-chain solutions where they delegate the execution of intensive transactions to a subset of miners or volunteer nodes. These solutions make additional security assumptions beyond those required for PoW consensus. Arbitrum [11] requires nodes participating in the protocol to be rational and one participating node to be honest. Yoda [7] requires an unbiased source of randomness whereas current mechanisms of generating distributed randomness are highly expensive [19]. Ekiden [6] relies on SGX Enclaves and requires all enclaves to be trusted, an assumption that is made questionable by recent attacks [21], [5]. In Zokrates [9] participants are required to generate expensive non-interactive proofs for verification of off-chain computations. As we have mentioned in Section I, off-chain solutions make restrictive assumptions about dependencies between contracts.

In an alternative approach, a recent line of work has tried to increase the scalability of smart contracts by concurrently executing transactions [8], [3], [22]. Dickerson et al. [8] enable the miner to concurrently execute the transaction using a pessimistic abstract lock and inverse-log represented as a directed acyclic graph (happen-before graph). This inverse-log is later used in the validation phase, to replay the block creators parallelization schedule. Anjana et al. [3] replaced the pessimistic lock with Optimistic Concurrency Control favoring low-conflict workloads but at the cost of high abort rate for transactions with more conflicts. Zhang et al. [22] improves concurrency of the validation phase by recording the write set of each transaction in the block, which incurs additional storage and communication overhead. These works

are optimistic in the sense that the adversary can always create blocks whose validation cannot be parallelized. Hence, they cannot be used to scale τ/\mathbb{I} .

IX. DISCUSSION AND CONCLUSION

We have presented TUXEDO which theoretically allows validation time of blocks in PoW based blockchains to be comparable to the average interarrival time, i.e. $\tau/\mathbb{I} \approx 1$. Such a high validation time allows TUXEDO to scale execution to smart contracts on-chain. Such scalability lowers contract execution fees by allowing more computation per block. Hence, it makes blockchains accessible to applications with heavy computation. Since all miners in the blockchain execute all smart contracts, TUXEDO allows arbitrary interaction between contracts, which is not possible with existing off-chain solutions for scalability. Another advantage of the on-chain approach is that all miners update state locally and hence obviate the need transferring state updated due to transaction execution. Hence the bandwidth usage of TUXEDO is identical to existing system such as Ethereum.

We prove the security of TUXEDO in synchronous network with end-to-end delay of Δ in the presence of a Byzantine adversary considering all possible adversarial strategies. We defer security of contract execution to the higher level where mechanisms like discarding state modifications due to execution of invalid transactions can be easily adopted atop core TUXEDO. We also present a principled approach to pick ζ for any given choice of parameters.

Although, state corresponding to a contract transactions gets reported ζ block later, our analysis and evaluation demonstrate that, most ($> 99\%$) blocks in TUXEDO finds a queue size of less than five on its arrival. Hence in practice, miners will have execution results of transactions reasonably quickly. Furthermore, token1 transactions are executed immediately thus can be used in the low latency applications. Our experimental results demonstrate working of TUXEDO for $\tau/\mathbb{I} = 0.70$ for an implementation over a standard Ethereum geth client.

A major advantage of TUXEDO is its simple design and minimal additional security assumptions over underlying PoW consensus. TUXEDO's core idea of delaying execution of transactions by up to ζ blocks can be applied to other consensus protocols such as Algorand, proof-of-stake, and BFT protocols. Determining the gains it provides with these protocols is a potential future research direction.

ACKNOWLEDGMENT

The authors would like to thank Andrew Miller and Manoj M. Prabhakaran for their feedback on the early version of the paper. The work is supported in part by a generous grant of cloud credits from Oracle Corp., that we have used to run all of the experiments whose results are reported in this paper

REFERENCES

- [1] "Global ping latency," [Online; accessed 16-May-2019]. [Online]. Available: https://investoon.com/mining_pools/eth
- [2] "Mining power distribution of ethereum," [Online; accessed 16-May-2019]. [Online]. Available: <https://investoon.com/charts/mining/eth>

- [3] P. S. Anjana, S. Kumari, S. Peri, S. Rathor, and A. Somani, "An efficient framework for concurrent execution of smart contracts," *CoRR*, vol. abs/1809.01326, 2018. [Online]. Available: <http://arxiv.org/abs/1809.01326>
- [4] S. Bowe, A. Chiesa, M. Green, I. Miers, P. Mishra, and H. Wu, "Z: Enabling decentralized private computation," 2018.
- [5] F. Brasser, U. Müller, A. Dmitrienko, K. Kostianen, S. Capkun, and A.-R. Sadeghi, "Software grand exposure: {SGX} cache attacks are practical," in *11th {USENIX} Workshop on Offensive Technologies ({WOOT} 17)*, 2017.
- [6] R. Cheng, F. Zhang, J. Kos, W. He, N. Hynes, N. Johnson, A. Juels, A. Miller, and D. Song, "Ekiden: A platform for confidentiality-preserving, trustworthy, and performant smart contracts," in *2019 IEEE European Symposium on Security and Privacy (EuroS&P)*. IEEE, 2019, pp. 185–200.
- [7] S. Das, V. J. Ribeiro, and A. Anand, "Yoda: Enabling computationally intensive contracts on blockchains with byzantine and selfish nodes," in *Proceedings of the 26th Annual Network and Distributed System Security Symposium*, 2019.
- [8] T. D. Dickerson, P. Gazzillo, M. Herlihy, and E. Koskinen, "Adding concurrency to smart contracts," *CoRR*, vol. abs/1702.04467, 2017. [Online]. Available: <http://arxiv.org/abs/1702.04467>
- [9] J. Eberhardt and S. Tai, "Zokrates-scalable privacy-preserving off-chain computations," in *IEEE International Conference on Blockchain*, 2018.
- [10] A. E. Gencer, S. Basu, I. Eyal, R. Van Renesse, and E. G. Sirer, "Decentralization in bitcoin and ethereum networks," *arXiv preprint arXiv:1801.03998*, 2018.
- [11] H. Kalodner, S. Goldfeder, X. Chen, S. M. Weinberg, and E. W. Felten, "Arbitrum: Scalable, private smart contracts," in *27th {USENIX} Security Symposium ({USENIX} Security 18)*, 2018, pp. 1353–1370.
- [12] L. Kiffer, R. Rajaraman *et al.*, "A better method to analyze blockchain consistency," in *Proceedings of the 2018 ACM SIGSAC Conference on Computer and Communications Security*. ACM, 2018, pp. 729–744.
- [13] L. Luu, J. Teutsch, R. Kulkarni, and P. Saxena, "Demystifying incentives in the consensus computer," in *Proceedings of the 22nd ACM SIGSAC Conference on Computer and Communications Security*. ACM, 2015, pp. 706–719.
- [14] S. Nakamoto *et al.*, "Bitcoin: A peer-to-peer electronic cash system," 2008.
- [15] I. Norros, "A storage model with self-similar input," *Queueing systems*, vol. 16, no. 3-4, pp. 387–396, 1994.
- [16] R. Pass, L. Seeman, and A. Shelat, "Analysis of the blockchain protocol in asynchronous networks," in *Annual International Conference on the Theory and Applications of Cryptographic Techniques*. Springer, 2017, pp. 643–673.
- [17] L. Ren, "Analysis of nakamoto consensus," Tech. Rep.
- [18] J. G. Skellam, "The frequency distribution of the difference between two poisson variates belonging to different populations," *Journal of the Royal Statistical Society. Series A (General)*, vol. 109, no. Pt 3, pp. 296–296, 1946.
- [19] E. Syta, P. Jovanovic, E. K. Kogias, N. Gailly, L. Gasser, I. Khoffi, M. J. Fischer, and B. Ford, "Scalable bias-resistant distributed randomness," in *2017 IEEE Symposium on Security and Privacy (SP)*. Ieee, 2017, pp. 444–460.
- [20] J. Teutsch and C. Reitwießner, "A scalable verification solution for blockchains," 2017.
- [21] J. Van Bulck, M. Minkin, O. Weisse, D. Genkin, B. Kasikci, F. Piessens, M. Silberstein, T. F. Wenisch, Y. Yarom, and R. Strackx, "Foreshadow: Extracting the keys to the intel {SGX} kingdom with transient out-of-order execution," in *27th {USENIX} Security Symposium ({USENIX} Security 18)*, 2018, pp. 991–1008.
- [22] A. Zhang and K. Zhang, "Enabling concurrency on smart contracts using multiversion ordering," in *Asia-Pacific Web (APWeb) and Web-Age Information Management (WAIM) Joint International Conference on Web and Big Data*. Springer, 2018, pp. 425–439.

APPENDIX A BLOCK PROCESSING TIME IN ETHEREUM

We measure τ , the time required to execute all transactions in Ethereum blockchain for the first 7.5 Million blocks using Ethereum Geth Client. Our measurement using a virtual machine with 16 cores, 120GB memory, 6.4TB NVMe SSD, and 8.2 Gbps network bandwidth shows that τ is only about 1% of the average interarrival time. Figure 14 illustrates our measurement for all the blocks.

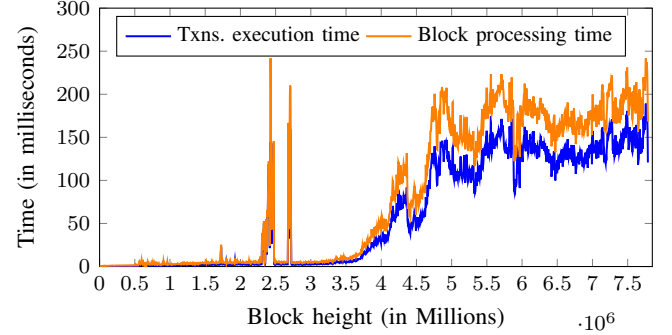


Figure 14: Time taken to validate a received block Ethereum by re-executing the contained transactions. Transaction execution time refers to the time taken to execute only the transactions of a received block while block processing time includes both transaction execution time and time taken to write the updated state to the disk.

APPENDIX B HIGH τ IN LEGACY POW BLOCKCHAINS

Recall from §III, on arrival of new block, a miner first validates the received block for τ units of time and then creates the next block for another τ units of time. Only after 2τ time units the miner starts PoW for the next block. Whereas when a miner mines the block himself it only spends τ creating the next block before starting PoW. Note that in case a miner receives the next block while validating the previous one, the time for which the miner needs to wait before it could start PoW is higher than 2τ . The exact waiting time depends on the exact time of arrival. We make a simplification and assume that all miners (including adversary \mathcal{A}) releases blocks only after τ units of time has passed from the broadcast of the previous block. We also assume that the network is fully synchronous.

Let $\Lambda = \{\lambda_j | j = 1, 2, \dots, |N|\}$ be the block arrival rates due to a miner n_j during the periods they are performing PoW. Let τ_1 and τ where $\tau_1 = c\tau$ for $0 \leq c \leq 1$ denote the time required to validate a full block by miner n_1 and other miners n_j for $j > 1$ respectively. Note that $c < 1$ implies that n_1 can validate (and also create) blocks faster than others. For example, $c = 1/2$ implies n_1 takes half the time than others take to validate or create blocks. Let $U = \{1, 2, \dots, |N|\}$ be the states of the MC where state u represents that the miner of the latest block is n_u . State transition happens on arrival of every block and $p_{u,v}$ denote the transition probability for the transition from state u to state v . Note that on every state transition to state v , n_u mines a single block.

All honest miners. Since all miners in Ethereum do not always start PoW simultaneously, transition probabilities in the MC

must consider only active miners. For example, for $c > 1/2$, in state 1, no miner performs PoW for the first $c\tau$ time units. Between time $(c\tau, 2\tau]$ only n_1 does PoW while other miners were busy validating and creating blocks. On the contrary, at any other state v , n_v starts PoW at time τ , n_1 starts at $2c\tau$ and the remaining start at time 2τ . This is depicted in the top diagram of Figure 15. Similarly, the bottom diagram in the same Figure illustrates the miners that perform PoW for at different intervals starting from different state. In this paper we only derive transaction probabilities of the MC for $c > 1/2$ as one can easily derive for $c \leq 1/2$ using similar approach.




Figure 15: Miners who are active during each time interval from the instant when last block gets generated in a situation where all miners are honest.

Lemma 4. Let X, Y be two independent random variable with exponential distribution with arrival rate λ_x, λ_y respectively. Then the probability of the event $A = (X \leq \tau \wedge X \leq Y)$ is denoted using $N(\lambda_x, \lambda_y, \tau)$ and is equal to:

$$\begin{aligned} \Pr[A] &= N(\lambda_x, \lambda_y, \tau) \\ &= \frac{\lambda_x}{\lambda_x + \lambda_y} \left(1 - e^{-(\lambda_x + \lambda_y)\tau}\right) \end{aligned} \quad (18)$$

Proof: For any arbitrary time t where $0 < t \leq \tau$, $\Pr[t - dt \leq X \leq t] = f_X(t)dt = \lambda_x e^{-\lambda_x t} dt$ and $\Pr[Y > t] = 1 - \lambda_y e^{-\lambda_y t}$. Thus to get the closed form expression for $\Pr[A]$, we compute,

$$\begin{aligned} \Pr[A] &= \int_0^\tau f_X(t) \Pr[Y > t] dt \\ &= \int_0^\tau \lambda_x e^{-\lambda_x t} e^{-\lambda_y t} dt \end{aligned} \quad (19)$$

Solving the above produces the desired result. ■

Theorem 3. For a particular $c > 1/2, \tau$ and $\Lambda = \{\lambda_j | j = 1, 2, \dots, |N|\}$, with every miner honestly following the protocol, the state transition probabilities are given as:

$$p_{1,1} = 1 - M_0(\lambda_1, 2\tau - c\tau) + p_1 M_0(\lambda_1, 2\tau - c\tau) \quad (20)$$

$$\begin{aligned} p_{u,1} &= M_0(\lambda_u, 2c\tau - \tau) [N(\lambda_1, \lambda_u, 2\tau - c\tau) \\ &\quad + M_0(\lambda_1 + \lambda_u, 2\tau - c\tau)p_1] \end{aligned} \quad (21)$$

$$p_{1,v} = p_v M_0(\lambda_1, 2\tau - c\tau) \quad (22)$$

$$\begin{aligned} p_{u,u} &= 1 - M_0(\lambda_1, 2c\tau - \tau) \\ &\quad + M_0(\lambda_1, 2c\tau - \tau) [N(\lambda_u, \lambda_1, 2\tau - c\tau) \\ &\quad + M_0(\lambda_1 + \lambda_u, 2\tau - c\tau)p_u] \end{aligned} \quad (23)$$

$$p_{u,v} = M_0(\lambda_1, 2c\tau - \tau) M_0(\lambda_1 + \lambda_u, 2\tau - 2c\tau)p_v \quad (24)$$

with $N(\lambda_u, \lambda_v, t)$ is as given in Lemma 4 and $M_0(\lambda_x, t)$ is the probability of 0 arrival in a Poisson process in a time interval t with arrival rate λ_x . Hence $M_0(\lambda_x, \tau) = e^{-\lambda_x \tau}$.

Proof: Transition of state 1 to 1 can happen either if n_1 mines the next block during $2\tau - c\tau$ interval or if n_1 mines the block after time 2τ . The former happens with a probability $1 - M_0(\lambda_1, 2\tau - c\tau)$. The latter happens with a probability p_1 conditioned on that the former event did not happen. Hence the probability of the latter is $p_1 M_0(\lambda_1, 2\tau - c\tau)$. Also since these two events are mutually exclusive, $p_{1,1}$ is sum of the probability of the events. Similarly, starting with state 1, any other miner n_v will mine the next block only if n_1 does not mine the block during an interval of length $2\tau - c\tau$ starting at $c\tau$. Also since all miners will be mining after time 2τ if no block was mined before that, the probability that the next winner would be n_v is p_v . Hence the transition probability $p_{1,v}$ equal to $p_v M_0(\lambda_1, 2\tau - c\tau)$.

Alternatively, starting from a state u with $u \neq 1$, n_u will mine the next block during time interval $(\tau, 2c\tau]$ with probability $1 - M_0(\lambda_u, 2c\tau - \tau)$. Otherwise n_u can mine the block during $(2c\tau, 2\tau]$. But as both n_1 and n_u will be mining during $(2c\tau, 2\tau]$, the probability of n_u mining the block before n_1 is equal to $N(\lambda_u, \lambda_1, 2\tau - 2c\tau)$. Lastly if n_u mine the block in neither of these interval, n_u will mine the next block with probability $p_u = \lambda_u / \lambda$. Combining the above will give the transition probability $p_{u,u}$. The transition probability $p_{u,1}$ can be derived similarly.

Lastly, state transition from a state u to v with $u \neq v \neq 1$ can happen if neither n_1 nor n_u mines a block prior time 2τ . Hence the transition probability $p_{u,v}$ is equal to $M_0(\lambda_1, 2c\tau - \tau) M_0(\lambda_1 + \lambda_u, 2\tau - 2c\tau)p_v$ ■

Using the above state transition probabilities and mining power from Table I we numerically compute the stationary probabilities of the Markov chain with all miners being honest. Figure 3 illustrates our results for different c with varying τ .

Higher τ in the presence of an Adversary. Let node n_1 with arrival rate λ_1 be controlled by an adversary \mathcal{A} . We consider two different behaviors of the adversarial node n_1 . First, n_1 validates the received blocks as per the protocol but instantly creates a block by putting transactions whose execution results are already known to n_1 . In second n_1 skips validation of the received block as well and instantly starts PoW on top a new full block. The former attack is very practical as any miner can do that without any additional computational resources. The later damages fairness more severely but requires n_1 to produce final state due to transactions in the received block without executing them. An adversary can launch the later attack if it can download the modified state due to previous block from the creator of of the previous block. Figure 16 illustrates which miners do PoW at different time intervals starting from the instant of successful PoW on the previous block. The diagram at the top is when n_1 skips only creation and in the diagram at the bottom is when n_1 skips both validation and creation. Here, we will only derive the transition probabilities for the latter, and the transition probabilities for the former can be derived similarly.

Theorem 4. Given τ and $\Lambda = \{\lambda_j | j = 1, 2, \dots, |N|\}$, with λ_1 as arrival rate of the adversarial node n_1 , the transition




Figure 16: Miners who are active during each time interval from the instant when last block gets generated. The diagram in the top corresponds to an adversarial node n_1 , who only skips creation of blocks and the diagram at the bottom is in when n_1 skips both validation of received block and creation of new ones.

probabilities for the Markov chain when n_1 skips validation of received blocks and the creation of new ones are:

$$p_{1,1} = 1 - M_0(\lambda_1, 2\tau) + p_1 M_0(\lambda_1, 2\tau) \quad (25)$$

$$p_{1,v} = p_v M_0(\lambda_1, 2\tau) \quad (26)$$

$$p_{u,1} = 1 - M_0(\lambda_1, \tau) + M_0(\lambda_1, \tau)[N(\lambda_1, \lambda_u, \tau) + M_0(\lambda_1 + \lambda_u, \tau)p_1] \quad (27)$$

$$p_{u,u} = M_0(\lambda_1, \tau)[N(\lambda_u, \lambda_1, \tau) + M_0(\lambda_1 + \lambda_u, \tau)p_u] \quad (28)$$

$$p_{u,v} = M_0(\lambda_1, \tau)M_0(\lambda_1 + \lambda_u, \tau)p_v \quad (29)$$

Proof: When n_1 mines the last block, all other nodes will start PoW for the next block only after 2τ time units whereas n_1 will do PoW for the entire 2τ interval. Hence transition from state 1 to 1 will happen if either n_1 mines the block in the first 2τ time interval or n_1 mine the after 2τ time units. The former happens with a probability $1 - M_0(\lambda_1, 2\tau)$ and the later can happen with probability p_1 conditioned on the former not happening. Hence $p_{1,1}$ is $1 - M_0(\lambda_1, 2\tau) + p_1 M_0(\lambda_1, 2\tau)$. Similarly, the transition from state 1 to another state can only happen if n_1 did not mine during the first 2τ time units. Also since all nodes will mining after 2τ time units the transition probability $p_{1,v}$ is equal to $p_v M_0(\lambda_1, 2\tau)$.

When a node $n_u, u \neq 1$ mines the last block, n_1 instantly starts PoW for the next block. Hence for the first τ units of time only n_1 will be mining as even n_u will be busy creating the next block. During time $(\tau, 2\tau]$ both n_1 and n_u be mining and after 2τ the rest of the miners will start PoW for the next block. Thus n_1 can mine the next block either during the first τ or in the interval $(\tau, 2\tau]$ or after 2τ . The first can happen with a probability $1 - M_0(\lambda_1, \tau)$, the second with probability $N(\lambda_1, \lambda_u, \tau)$ conditioned on that the first did not occur, and lastly n_1 will mine a block after time 2τ with probability p_1 in case no block was mined prior to 2τ . Combining the above will give us the transition probability $p_{u,1}$.

Similarly transition from state u to itself happens when n_u mines the next block either during time interval $(\tau, 2\tau]$ or after time 2τ . The former happens with probability $N(\lambda_u, \lambda_1, \tau)$ conditioned on the event that n_1 did not mine the next block during first τ time units and the later with probability p_u conditioned on neither n_u nor n_1 mining a block before 2τ . Finally, transition to state to a state $v, v \neq u \neq 1$, will only happen with if neither n_u nor n_1 mine the next block before 2τ . Hence the transition probability $p_{u,v}$ is equal to $M_0(\lambda_1, \tau)M_0(\lambda_1 + \lambda_u, \tau)p_v$. ■

Figure 17 illustrates numerically computed fraction of blocks mined by node n_1 which can validate blocks faster (by factor $1/c$) and skips creation of blocks. Note that $c = 0.0$ in the figure corresponds to the case where n_1 skips both validation of received blocks and creation of next ones.

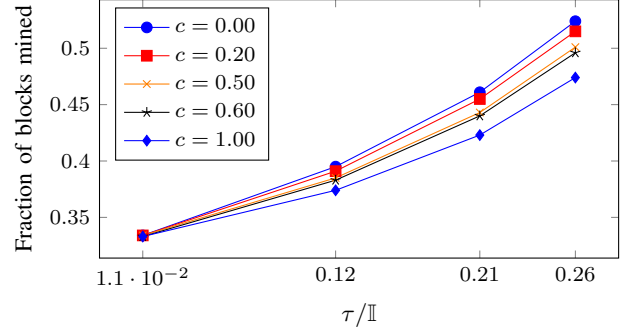


Figure 17: Fraction of blocks mined by a adversary who validates a received block in time $\tau_1 = c\tau$ units of time, instantly creates block by putting transactions whose execution results are already known to the adversary, and controls approximately 0.33 fraction of the mining power.

Closed-form probabilities. In a system with n miners, one needs to solve a system of n linear equations to get closed-form equations for the stationary probabilities. We do not solve these as a part of this paper. But we compute closed-form stationary distribution for a particular case is given below.

Let there be K nodes in the network with an equal mining power of each node. Among these K nodes an adversary \mathcal{A} controls a f fraction of the node and all adversarial nodes skips both validation and creation of blocks.

Consider an honest node which has just mined a block and just finished creating a new block. We assume that K is large enough to ensure that the probability of this honest miner successfully mining in the next τ units is approximately zero. In other words, we assume that the probability of all honest nodes together mining in this interval is zero and so only \mathcal{A} mines in this interval. Under this assumption the Markov chain discussed so far can be reduced to a MC with only two states as depicted in Figure 18.

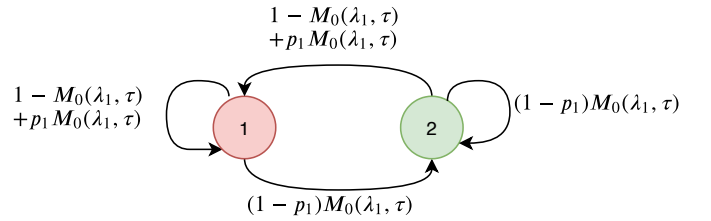


Figure 18: Reduced Markov chain to analyze Skipping adversary. A general Markov chain for the skipping adversary can be reduced to the Markov chain above for large n where each adversary controls a f fraction of compute power and honest mining power is distributed among the remaining $n - 1$ honest power such that the maximum amount of compute power a single miner controls extremely small.

State 1 (resp. state 2) represents that the last state was mined by a adversarial (resp. honest) node. The transition

probabilities are given as:

$$p_{0,0} = p_{1,0} = 1 - M_0(f\lambda, 2\tau) + fM_0(f\lambda, 2\tau) \quad (30)$$

$$p_{0,1} = p_{1,1} = (1 - f)M_0(f\lambda, 2\tau) \quad (31)$$

Let \mathbf{P}_r be the transition probability matrix of this Markov chain and let $\Psi = (\psi_1, \psi_2)$ be the stationary probabilities of the states 1, 2 respectively. Then we solve, $\Psi\mathbf{P}_r = \Psi$ to get the stationary probabilities and these values are:

$$\psi_1 = 1 - M_0(f\lambda, 2\tau) + fM_0(f\lambda, 2\tau), \quad (32)$$

$$\psi_2 = 1 - \psi_1 \quad (33)$$

APPENDIX C INTERACTION BETWEEN CONTRACTS

We measure the interaction between contracts for 50k blocks starting at a height of 6.5 Million. To measure this information, we sync an Ethereum Geth Client in archive mode. Such a node stores the `debug_trace` of all transactions starting from the genesis block. We loop through debug traces of each transaction in every block in the given range and use EVM CALL, DELEGATECALL, and STATICCALL opcode to determine whether the transaction invoke a function which internally calls functions from other transactions. Figure 19 illustrates our findings. Specifically, we observe that in this corresponding range, in each block more than 50% of the transactions are addressed to a smart contract. Also, among all the transactions approximately 20% of the transactions internally invokes function calls to other contracts.

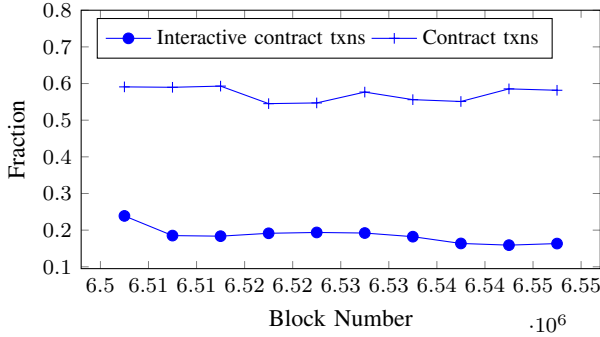


Figure 19: Fraction of contract transactions in a block and the fraction of contract transactions which invokes at least one function from a different contract for 50 thousands blocks starting with block height 6.5 Million.

APPENDIX D IMMEDIATE VALIDATION TIME.

In TUXEDO a contract transaction requires a fixed amount of time for initial validation (to execute its payments etc.), irrespective of its total execution time. Thus immediate validation of blocks will be faster in TUXEDO with $\zeta \geq 2$ compared to a legacy PoW system equivalent to $\zeta = 0$, such as Ethereum, where the full contract must be executed immediately. To quantitatively demonstrate this, we recalculate the gas usage of all Ethereum blocks starting from 5 Million block height to 5.3 Million if they were executed in TUXEDO. Specifically, for

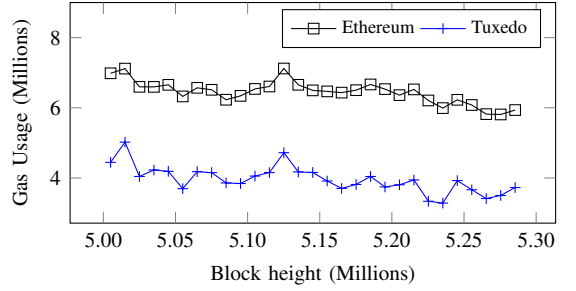


Figure 20: Gas usage in TUXEDO for Ethereum blocks in the range 5M to 5.3M

each block, we go through each transaction and consider a gas usage of 21000 if the transaction is a payment transfer and gas usage of 42000 (21000 for fee transfer and 21000 for refund) if the transaction was addressed to a contract. We consider the sum of all the gas usage computed as per above as the gas usage of TUXEDO. Figure 20 compares our findings with actual Ethereum gas usage. Notice that gas usage in TUXEDO is almost half that of Ethereum gas usage.