

The Semimetal-Mott Insulator Quantum Phase Transition of the Hubbard Model on the Honeycomb Lattice

Johann Ostmeyer,¹ Evan Berkowitz,^{2,3} Stefan Krieg,^{4,3} Timo A. Lähde,^{3,5} Thomas Luu,^{3,5,1} and Carsten Urbach¹

¹*Helmholtz-Institut für Strahlen- und Kernphysik, Rheinische Friedrich-Wilhelms-Universität Bonn, 53012 Bonn, Germany*

²*Maryland Center for Fundamental Physics, University of Maryland, College Park 20742, USA*

³*Institute for Advanced Simulation, Forschungszentrum Jülich, 54245 Jülich, Germany*

⁴*Jülich Supercomputing Center, Forschungszentrum Jülich, 54245 Jülich, Germany*

⁵*Institut für Kernphysik, Forschungszentrum Jülich, 54245 Jülich, Germany*

(Dated: 8th December 2020)

We take advantage of recent improvements in the grand canonical Hybrid Monte Carlo algorithm, to perform a precision study of the single-particle gap in the hexagonal Hubbard model, with on-site electron-electron interactions. After carefully controlled analyses of the Trotter error, the thermodynamic limit, and finite-size scaling with inverse temperature, we find a critical coupling of $U_c/\kappa = 3.834(14)$ and the critical exponent $z\nu = 1.185(43)$. Under the assumption that this corresponds to the expected anti-ferromagnetic Mott transition, we are also able to provide a preliminary estimate $\beta = 1.095(37)$ for the critical exponent of the order parameter. We consider our findings in view of the $SU(2)$ Gross-Neveu, or chiral Heisenberg, universality class. We also discuss the computational scaling of the Hybrid Monte Carlo algorithm, and possible extensions of our work to carbon nanotubes, fullerenes, and topological insulators.

I. INTRODUCTION

Monte Carlo (MC) simulations of strongly correlated electrons in carbon nano-materials [1–3] is an emerging topic in both the condensed matter [4–6] and nuclear physics communities [7, 8]. The basis of such studies is the Hubbard model, a Hamiltonian approach which reduces, at weak electron-electron coupling, to the tight-binding description of atomic orbitals in a lattice of carbon ions [9–11]. The properties of the Hubbard model on a honeycomb lattice are thought to resemble those of graphene. MC simulations of the Hubbard model are closely related to problems of current interest in atomic and nuclear physics, such as the unitary Fermi gas [12–15] and nuclear lattice effective field theory [16–19].

Our objective is to take advantage of this recent algorithmic development and perform, for the first time, a precision calculation of the single-particle gap Δ of the hexagonal Hubbard model, in the grand canonical ensemble. Whether such a gap exists or not, is determined by the relative strength of the on-site electron-electron coupling U , and the nearest-neighbor hopping amplitude κ . Prior MC work in the canonical ensemble has established the existence of a second-order transition into a gapped, anti-ferromagnetic, Mott insulating (AFMI) phase at a critical coupling of $U_c/\kappa \simeq 3.8$ [20–23]. The existence of an intermediate spin-liquid (SL) phase [20] at couplings slightly below U_c , appears to now be disfavored [23]. Long-range interactions in graphene [24, 25] are thought to frustrate the AFMI transition, as these favor charge-density wave (CDW) symmetry breaking [26, 27] over AFMI. The critical exponents of the AFMI transition should fall into the $SU(2)$ Gross-Neveu (GN), or chiral Heisenberg, universality class [5, 28].

The observability of the AFMI transition in graphene is of interest for fundamental as well as applied physics. While κ is well constrained from density functional theory (DFT) and experiment [2], the on-site coupling U is more difficult to determine theoretically for graphene [11], although the physical value of U/κ is commonly believed to be insufficient to trigger the AFMI phase in samples of suspended graphene or with application of biaxial strain [10, 11]. The AFMI phase may be more easily observed in the presence of external magnetic fields [29, 30], and the Fermi velocity at the Dirac point may still be strongly renormalized due to interaction effects [11]. The reduced dimensionality of fullerenes and carbon nanotubes may increase the importance of electron-electron interactions in such systems [31].

Let us summarize the layout of our paper. Our lattice fermion operator and Hybrid Monte Carlo (HMC) algorithm is introduced in Section II. We describe in Section III how correlation functions and Δ are computed from MC simulations in the grand canonical ensemble. We also give details on our extrapolation in the temporal lattice spacing (or Trotter error) δ and system (lattice) size L , and provide results for Δ as a function of U/κ and inverse temperature β . In Section IV, we analyze these results using finite-size scaling in β , and provide our best estimate $U_c/\kappa = 3.834(14)$ for the critical coupling at which Δ becomes non-zero. We also provide a preliminary estimate of the critical exponent of the AFMI order parameter, under the assumption that the opening of the gap coincides with the AFMI transition. In Section V, we compare our results with other studies of the Hubbard model and the chiral Heisenberg universality class, and discuss possible extensions of our work to carbon nanotubes, fullerenes and topological insulators.

II. FORMALISM

The Hubbard model is a theory of interacting fermions, that can hop between nearest-neighbor sites. We focus on the two-dimensional honeycomb lattice, which is bipartite in terms of A sites and B sites. The Hamiltonian is given by

$$H := - \sum_{xy} (a_x^\dagger h_{xy} a_y + b_x^\dagger h_{xy} b_y) + \frac{1}{2} \sum_{xy} \rho_x V_{xy} \rho_y, \quad (1)$$

where we have applied a particle-hole transformation to a theory of spin \uparrow and spin \downarrow electrons. Here, a^\dagger and a are creation and annihilation operators for particles (spin-up electrons), and b^\dagger and b are similarly for holes (spin-down electrons). As usual, the signs of the b operators have been switched for B sites. The matrix $h_{xy} := \kappa \delta_{\langle x,y \rangle}$ describes nearest-neighbor hopping, while V_{xy} is the potential between particles on different sites, and $\rho_x := b_x^\dagger b_x - a_x^\dagger a_x$ is the charge operator. In this work, we study the Hubbard model with on-site interactions only, such that $V_{xy} = U \delta_{xy}$; the ratio U/κ determines whether we are in a strongly or weakly coupled regime.

Hamiltonian theories such as (1) have for a long time been studied with lattice MC methods [32, 33], as this allows for a fully *ab initio* stochastic evaluation of the thermal trace, or Grassmann path integral. There is a large freedom of choice in the construction of lattice MC algorithms, including the discretization of the theory, the choice of Hubbard-Stratonovich (or auxiliary field) transformation, and the algorithm used to update the auxiliary field variables. This freedom can be exploited to optimize the algorithm with respect to a particular computational feature. These pertain to the scaling of the computational effort with system (lattice) size L , inverse temperature β , number of time slices $N_t = \beta/\delta$, interaction strength U/κ , and electron number density (for simulations away from half filling). Hamiltonian theories are often simulated with an exponential (or compact) form of both the kinetic and potential energy contributions to the partition function (or Euclidean time projection amplitude), and with random Metropolis updates of the auxiliary fields (which may be either discrete or continuous). In condensed matter and atomic physics, such methods are referred to as the Blankenbecler-Sugar-Scalapino (BSS) algorithm [34].

In Lattice Quantum Chromodynamics (QCD), the high dimensionality of the theory and the need to precisely approach the continuum limit have led to the development of specialized algorithms which optimize the computational scaling with L . These efforts have culminated in the HMC algorithm, which combines elements of the Langevin, Molecular Dynamics (MD), and Metropolis algorithms [35]. The application of HMC to the Hubbard model (1) has proven to be surprisingly difficult, due to problems related to ergodicity, symmetries of the Hamiltonian, and the correct approach to the (temporal) continuum limit. For a thorough treatment of these from the point of view of HMC, see Refs. [31, 36, 37]. In order to realize the expected $\sim V^{5/4}$ computational scaling (where $V = 2L^2$), a suitable conjugate gradient (CG) method has to be found for the numerical integration of the MD equations of motion. The Hasenbusch preconditioner [38] from Lattice QCD has recently been found to work for the Hubbard model as well [39]. The resulting combination of HMC with the Hubbard model is referred to as the Brower-Rebbi-Schaich (BRS) algorithm [40, 41], which is closely related to the BSS algorithm. The main differences are the linearized kinetic energy (or nearest-neighbor hopping) term, and the purely imaginary auxiliary field, which is updated using HMC moves in the BRS algorithm.

The BSS algorithm has preferentially been used within the canonical ensemble [20, 21, 23]. This entails a projection Monte Carlo (PMC) calculation, where particle number is conserved and one is restricted to specific many-body Hilbert spaces. PMC is highly efficient at accessing zero-temperature (or ground state) properties, especially when the number of particles is constant, for instance the A nucleons in an atomic nucleus. For the Hubbard model on the honeycomb lattice at half-filling, the fully anti-symmetric trial wave function encodes a basis of $2L^2$ electrons to be propagated in Euclidean time. Due to this scaling of the number of trial wave functions, PMC and grand canonical versions of the BSS algorithm both exhibit $\sim V^3$ scaling (with random, local Metropolis updates). In contrast to PMC, the grand canonical formalism resides in the full Fock space, and no trial wave function is used. Instead, Boltzmann-weighted thermal expectation values of observables are extracted. At low temperatures and large Euclidean times, spectral observables are measured relative to the ground state of the Fock space, which is the half-filling state (an explicit example is given in Section III). With HMC updates, such an algorithm has been found to scale as $\sim V^{5/4}$ [39, 42]. A drawback of the grand canonical ensemble is the explicit inverse temperature β . Thus, the limit $\beta \rightarrow \infty$ is taken by extrapolation, or more specifically by finite-size scaling. This β -dependence may be considerable, though observable-dependent. While PMC simulations are not free of similar effects (due to contamination from excited state contributions), they are typically less severe due to the absence of backwards-propagating states in Euclidean time.

For a number of reasons, HMC updates have proven difficult for the BSS algorithm. First, the exponential form of the fermion operator M causes $\det M$ to factorize into regions of positive and negative sign. Though this does not imply a sign problem at half filling (the action $S \sim |\det M|^2$), it does introduce boundaries in the energy landscape of the theory, which HMC trajectories in general cannot cross without special and computationally very expensive methods [43, 44]. For $\beta \rightarrow \infty$, this fragmentation effect increases dramatically, and causes an ergodicity problem with

HMC. Second, while this problem can be circumvented by a complex-valued auxiliary field, the resulting “complexified” HMC algorithm shows poor (roughly cubic) scaling with V [33]. It is interesting to note how the BRS algorithm avoids this ergodicity problem. Due to the linearization of the hopping term in the fermion operator (with imaginary auxiliary field), the boundaries impassable to HMC are reduced in dimension and can be avoided [36]. Naturally, the BSS and BRS formulations become equivalent in the temporal continuum limit. Then, the ergodicity problem would eventually be recovered when $\delta \rightarrow 0$ (where MC simulations are in any case not practical). A drawback specific to BRS is that spin symmetry is explicitly broken for $\delta \neq 0$, due to the linearization of the hopping term [26]. Hence, the choice of BSS versus BRS represents a tradeoff between the retention of more symmetries at finite δ , and faster convergence to the continuum limit (BSS), or improved ergodicity and computational scaling with V (BRS).

Here, we apply the BRS algorithm with HMC updates to the Hubbard model (1). This entails the stochastic evaluation of a path integral over a Hubbard-Stratonovich field ϕ . The exact form of the fermion operator M depends on the choice of discretization for time derivatives. We adopt the conventions of Ref. [31], which used a “mixed differencing” operator, with forward differencing in time for A sites, and backward for B sites. For reference, we note that this scheme does not introduce a fermion doubling problem. For the non-interacting theory, mixed differencing gives $\mathcal{O}(\delta^2)$ discretization errors (per time step). Numerically, mixed differencing has been shown to approach the limit $\delta \rightarrow 0$ faster than pure forward or backward differencing when $U > 0$. The explicit form of M is

$$\begin{aligned} M_{(x,t)(y,t')}^{AA} &= \delta_{xy} \left(\delta_{t+1,t'} - \delta_{t,t'} \exp(-i\tilde{\phi}_{x,t}) \right), \\ M_{(x,t)(y,t')}^{BB} &= \delta_{xy} \left(\delta_{t,t'} - \delta_{t-1,t'} \exp(-i\tilde{\phi}_{x,t}) \right), \\ M_{(x,t)(y,t')}^{AB} &= M_{(x,t)(y,t')}^{BA} = -\tilde{\kappa} \delta_{(x,y)} \delta_{t,t'}, \end{aligned} \quad (2)$$

where the dependence on A and B sites has been written out. All quantities multiplied by δ have been denoted by a tilde. While the hopping term in Eq. (2) has been linearized, the auxiliary field $\tilde{\phi}$ enters through exponential “gauge links” familiar from Lattice QCD. As first discussed in Refs. [40, 41], such gauge links contain a “seagull term”, which needs to be correctly handled in order to recover the physical $\delta \rightarrow 0$ limit. This condition is satisfied by Eq. (2), and further details are given in Appendix A.

III. THE GAP

A. The single-particle correlator

We shall now describe the procedure of obtaining the single-particle gap Δ as a function of U/κ and β , from a given ensemble of auxiliary-field configurations. We recall that a and a^\dagger are annihilation and creation operators for quasiparticles, and similarly b and b^\dagger for (quasi-)holes. For instance, by creating and destroying quasiparticles at different locations and times, we obtain the correlator

$$C_{xy}(t) := \left\langle a_{x,t} a_{y,0}^\dagger \right\rangle = \frac{1}{\mathcal{Z}} \int \mathcal{D}\phi \, M[\phi]_{(x,t),(y,0)}^{-1} \exp(-S[\phi]) = \left\langle M[\phi]_{(x,t),(y,0)}^{-1} \right\rangle, \quad (3)$$

as an ensemble average, where $S[\phi]$ is the Euclidean action and \mathcal{Z} is the partition function—the integral without M . We have used Wick contraction to replace the operators with the fermion propagator.

We now move to the Heisenberg picture and express the correlator as a thermal trace

$$C_{xy}(t) = \left\langle a_{x,t} a_{y,0}^\dagger \right\rangle = \frac{1}{\mathcal{Z}} \text{Tr} \left\{ a_{x,t} a_{y,0}^\dagger \exp(-\beta H) \right\} = \frac{1}{\mathcal{Z}} \text{Tr} \left\{ \exp(-H(\beta - t)) a_x \exp(-Ht) a_y^\dagger \right\}, \quad (4)$$

and by inserting the identity (resolved in the interacting basis), we find the spectral decomposition

$$C_{xy}(t) = \left\langle a_{x,t} a_{y,0}^\dagger \right\rangle = \frac{1}{\sum_i \exp(-\beta E_i)} \sum_{m,n} \exp(-\beta E_m) \exp(-(E_n - E_m)t) z_{m x n} z_{m y n}^*, \quad (5)$$

$$z_{m x n} := \langle m | a_x | n \rangle, \quad (6)$$

where the summation indices m and n denote interacting eigenstates with energies E_m and E_n , respectively, and the z_{ijk} are referred to as “overlap factors”. At large β and in the limit of large Euclidean time, the correlator decays exponentially,

$$\lim_{t \rightarrow \infty} \lim_{\beta \rightarrow \infty} C_{xy}(t) \simeq \exp(-(E_1 - E_0)t) z_{0x1} z_{0y1}^*, \quad (7)$$

where the energy E_1 is measured relative to the energy E_0 of ground state of the Fock space, assuming that the associated overlap factors are non-zero.

To continue it is convenient to Fourier transform the fermion propagator, which is a function of the lattice coordinates x and y , to a function of the (lattice) momenta k and p ¹,

$$C_{kp}(t) = \frac{1}{L^4} \sum_{x,y} \exp(-ikx - ipy) C_{xy}(t). \quad (8)$$

Repetition of this procedure yields an ensemble of “measurements”, the average of which is our MC estimate of $C_{kp}(t)$. As there are two Dirac points K and K' , by symmetry we have²

$$C_{KK}(t) = C_{K'K'}(t), \quad (9)$$

which holds for the expectation values, but not on a configuration-by-configuration basis. By choosing to Fourier transform x and y to the Dirac momenta K or K' , we adjust the overlap factors so that we can take E_1 to refer to the energy at the Dirac point. We define the “effective mass”

$$m_{\text{eff}} := E_1 - E_0, \quad (10)$$

which can be extracted from the correlator according to

$$m_{\text{eff}}(t) = - \lim_{\beta \rightarrow \infty} \partial_t \ln C_{KK}(t), \quad m_{\text{eff}} = \lim_{t \rightarrow \infty} m_{\text{eff}}(t), \quad (11)$$

such that the single-particle gap is given by

$$\Delta = 2m_{\text{eff}}, \quad (12)$$

for a specific value of L and δ . We discuss the extrapolations in these variables in Section III D.

By symmetry, the two Dirac points are indistinguishable, and the correlator expectation values are symmetric in time around $\beta/2$ (or $N_t/2$ in units of $\tau = t/\delta$). We therefore average and fold the correlator according to

$$C(t) := \frac{1}{4} (C_{KK}(t) + C_{K'K'}(t) + C_{KK}(\beta - t) + C_{K'K'}(\beta - t)), \quad (13)$$

on a configuration-by-configuration basis, which increases our numerical precision without the need for generating additional MC configurations. In most cases, thermal effects due to backwards-propagating states cannot be completely neglected, and the isolation of an unambiguous exponential decay is difficult. Instead of obtaining Δ from

$$m_{\text{eff}}(\tau) \delta = \ln \frac{C(\tau)}{C(\tau + 1)}, \quad (14)$$

we use the symmetry of the correlator at the Dirac point about $\tau = \beta/2$ and calculate

$$m_{\text{eff}}(\tau) \delta = \cosh^{-1} \left(\frac{C(\tau + 1) + C(\tau - 1)}{2C(\tau)} \right), \quad (15)$$

where $C(\tau)$ is the folded and symmetrized correlator (13). This hyperbolic cosine form (15) is found to be more accurate than the exponential form (14), as the quasiparticle masses are rather small, and the backward-propagating contributions non-negligible (due to the finite extent in β). Once the optimal region from which to extract the effective mass has been found (for details, see Appendix B), we fit the correlator in this region to the form

$$C(\tau) = a \cosh(m_{\text{eff}} \delta (\tau - N_t/2)), \quad (16)$$

with a and m_{eff} as fit parameters. In Figure 1, we show the difference between the hyperbolic cosine fit and a direct fit of $m_{\text{eff}}(\tau)$. The former is shown by a blue line and band (statistical error), and the latter by an orange dashed line. While the results are in general agreement, the direct fit of $m_{\text{eff}}(\tau)$ tends to overestimate the gap for small effective masses and high statistical noise levels. The estimated systematic error due to the choice of the fit range (as explained in Appendix B) is shown by the red dot-dashed line. The statistical errors are obtained by a bootstrap procedure, and the total error has been estimated by adding the statistical and systematic uncertainties in quadrature. The data analysis described in this and the following sections has mostly been performed in the R language [45], in particular using the **hadron** package [46].

¹ We note that under the ensemble average the correlators are diagonal in k and p due to translational invariance.

² Because of the underlying sublattices A and B , there are in principle two independent correlators for each momentum k [31]. However, these two correlators are degenerate at each Dirac point K and K' ; we average them to construct C_{KK} and $C_{K'K'}$, respectively.

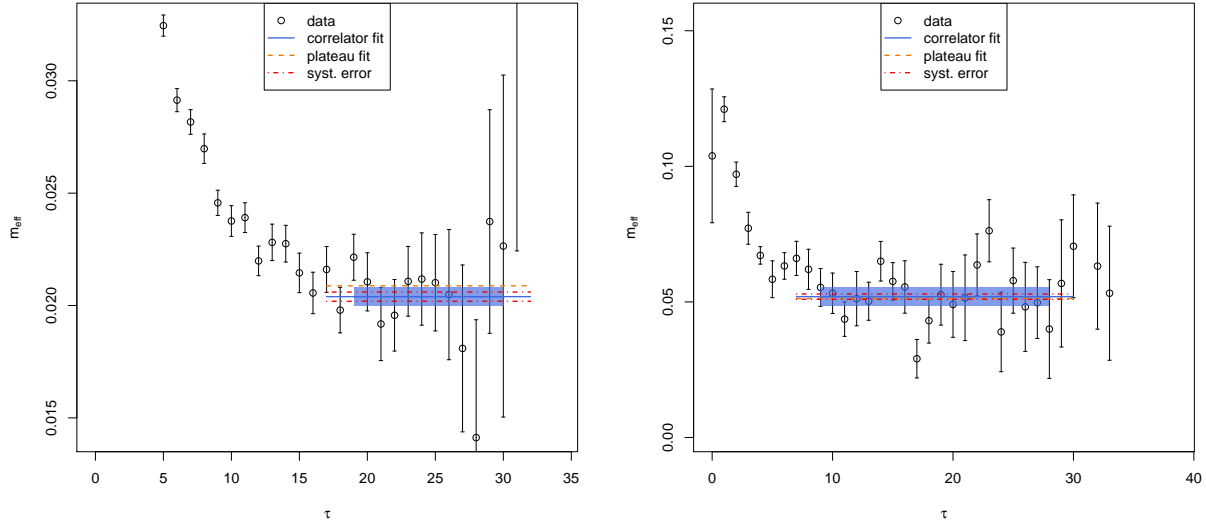


Figure 1. Examples of effective mass determinations from the single-particle correlators, extracted from ensembles of auxiliary field configurations. The blue line with error band gives m_{eff} with statistical error, obtained from a hyperbolic cosine effective mass (15). The length of the blue band indicates the fitting region. For comparison, a constant fit to the effective mass (11) is shown by the dashed orange line. The dot-dashed red line shows the estimation of the systematic error, as explained in Appendix B. Note that the red and orange lines have been extended outside of the fitting region, for clearer visibility. Left panel: $\kappa\beta = 8$, $L = 15$, $N_t = 64$, $U/\kappa = 3.5$. Right panel: $\kappa\beta = 12$, $L = 6$, $N_t = 72$, $U/\kappa = 3.85$. The timeslice index τ is integer-valued. The effective mass m_{eff} is given in units of κ .

B. Lattice artifacts

Once we have determined the single-particle gap Δ , we still need to consider the limits $\delta \rightarrow 0$, $L \rightarrow \infty$, and $\beta \rightarrow \infty$. We shall discuss the first two limits here, and return to the issue of finite-size scaling in β later.

In general, grand canonical MC simulations of the Hubbard model are expected to show very mild finite-size effects which vanish exponentially with L , as found by Ref. [47]. This situation is more favourable than in canonical simulations, where observables typically scale as a power-law in L^{-1} [47]. Let us briefly consider the findings of other recent MC studies. For the extrapolation in L , Refs. [20, 21] (for Δ and the squared staggered magnetic moment m_s^2), Ref. [23] (for m_s^2) and Ref. [27] (for the square of the total spin per sublattice), find a power-law dependence of the form $a + bL^{-1} + cL^{-2}$. On the other hand, Ref. [48] found little or no dependence on L for the conductivity. A side effect of a polynomial dependence on L^{-1} is that (manifestly positive) extrapolated quantities may become negative in the limit $L \rightarrow \infty$.

The continuous time limit $\delta \rightarrow 0$ was taken very carefully in Ref. [23], by simulations at successively smaller δ until the numerical results stabilized. With the exponential (or compact) kinetic energy term used in Ref. [23], the Trotter error of observables should scale as $\mathcal{O}(\delta^2)$. As shown, for instance in Ref. [36], discretization errors of observables for our linearised kinetic energy operator are in general of $\mathcal{O}(\delta)$. Even with an exponential kinetic energy operator, some extrapolation in δ is usually required [36]. For further details concerning the limit $\delta \rightarrow 0$, see Appendix A.

In Appendix C, we argue that the residual modification of Δ due to the finite lattice extent L should be proportional to L^{-3} . This is not expected for all observables, but only for those that satisfy two conditions. First, the observable should not (for single MC configurations) have errors proportional to L^{-2} , which are not cancelled by an ensemble average. This condition is satisfied by the correlation functions at the Dirac points, but not in general for (squared) magnetic or other locally defined quantities. For example, m_s^2 exhibits $\sim L^{-2}$ fluctuations which are positive for every MC configuration. As the average of these positive contributions does not vanish, the error is effectively proportional to L^{-2} . Second, the correlation length ξ has to fulfil $\xi \ll L$, such that the error contribution $\sim \exp(-L/\xi)$ as in Ref. [47] remains suppressed. While we expect L^{-3} scaling to hold far from phase transitions, this may break down close to criticality, where $\xi \rightarrow \infty$. We find that deviations from inverse cubic scaling are small when

$$L \gg \frac{\kappa\beta}{\pi}, \quad (17)$$

where π/β is the minimum Matsubara frequency dominating the correlation length ($\kappa\beta/\pi \gtrsim \xi$). We employed

$\kappa\beta \leq 12$ implying the requirement $L \gg 4$. Numerically, we find that for $L \geq 9$ our observed dependence on L is entirely governed by inverse cubic scaling (see Figures 2 and 7).

C. Extrapolation method

In this study, we have chosen to perform a simultaneous extrapolation in δ and L , by a two-dimensional chi-square minimization. We use the extrapolation formula

$$\mathfrak{D}(L, N_t) = \mathfrak{D} + a_1 L^{-3} + a_2 N_t^{-2}, \quad (18)$$

where \mathfrak{D} is an observable with expected Trotter error of $\mathcal{O}(\delta^2)$, and a_1, a_2 are fit parameters. This is similar to the procedure of Ref. [49] for expectation values of the Hamiltonian. Before we describe our fitting procedure in detail, let us note some advantages of Eq. (18) relative to a method where observables are extracted at fixed (U, β) by first taking the temporal continuum limit $\delta \rightarrow 0$,

$$\mathfrak{D}(L, N_t) = \mathfrak{D}(L) + a_2(L) N_t^{-2}, \quad (19)$$

where each value of $\mathfrak{D}(L)$ and $a_2(L)$ is obtained from a separate chi-square fit, where L is held fixed. This is followed by

$$\mathfrak{D}(L) = \mathfrak{D} + a_1 L^{-3}, \quad (20)$$

as the final step. Clearly, a two-dimensional chi-square fit using Eq. (18) involves a much larger number of degrees of freedom relative to the number of adjustable parameters. This feature makes it easier to judge the quality of the fit and to identify outliers, which is especially significant when the fit is to be used for extrapolation. While we have presented arguments for the expected scaling of Δ as a function of L and δ , in general the true functional dependence on these variables is not *a priori* known. Thus, the only unbiased check on the extrapolation is the quality of each individual fit. This criterion is less stringent, if the data for each value of L is individually extrapolated to $\delta \rightarrow 0$.

The uncertainties of the fitted parameters have been calculated via parametric bootstrap, which means that the bootstrap samples have been generated by drawing from independent normal distributions, defined by every single value of $\Delta(L, N_t)$ and its individual error.

D. Results

Given the fermion operator described in Section II, we have used Hasenbusch-accelerated HMC [38, 39] to generate a large number of ensembles at different values of L , U/κ , $\kappa\beta$, and $\kappa\delta = \kappa\beta/N_t$. We have used six inverse temperatures $\kappa\beta \in \{3, 4, 6, 8, 10, 12\}$ ³ and a number of couplings in the range $U/\kappa \in [1.0, 5.5]$, which is expected to bracket the critical coupling U_c/κ of the AFMI transition. For each temperature and coupling, we scanned a large range in L and $\kappa\delta$, to provide reliable extrapolations to the physical limits. These are $L \in [3, 102]$ ⁴ and $\kappa\delta$ from $1/4$ down to $1/40$. Our values of L were chosen to be 0 (mod 3) so that the non-interacting dispersion has momentum modes exactly at the Dirac points. In other words, we select the lattice geometry to ensure that $E_1 - E_0 = 0$ in the absence of an interaction-induced (Mott) gap.

Let us briefly summarize our procedure for computing Δ . We have calculated the single-particle correlator $C(t)$ as an expectation value of the inverse fermion matrix, at both independent Dirac-points K, K' , and averaged over them to increase our statistics. For each set of parameters simulated, those correlators have been fitted with an effective mass in order to extract Δ . We are then in a position to take the limits $\delta \rightarrow 0$ and $L \rightarrow \infty$, which we accomplish by a simultaneous fit to the functional form

$$\Delta^2(L, N_t) = \Delta_0^2 + c_0 N_t^{-2} + c_1 L^{-3}, \quad (21)$$

where the fitted quantities are the (infinite-volume, temporal continuum) gap Δ_0 , and the leading corrections proportional to c_0 and c_1 . Around $\delta = 0$, we find the leading L -dependence

$$\Delta(L) = \Delta_0 + \frac{c_1}{2\Delta_0} L^{-3} + \mathcal{O}(L^{-6}), \quad (22)$$

³ These correspond to a highest temperature of $T \approx 1.04 \times 10^4$ K and a lowest temperature of $T \approx 2.6 \times 10^3$ K. According to Ref. [50] this range is well below the critical temperature $T_c \approx 1.3 \times 10^4$ K, above which the sublattice symmetry is restored.

⁴ We generated several very large lattices for a few sets of parameters to check the convergence. As we observed a nearly flat dependence of Δ on $L \gtrsim 12$, we did most of the analysis with medium-sized lattices ($L \leq 21$) in order to conserve computation time.

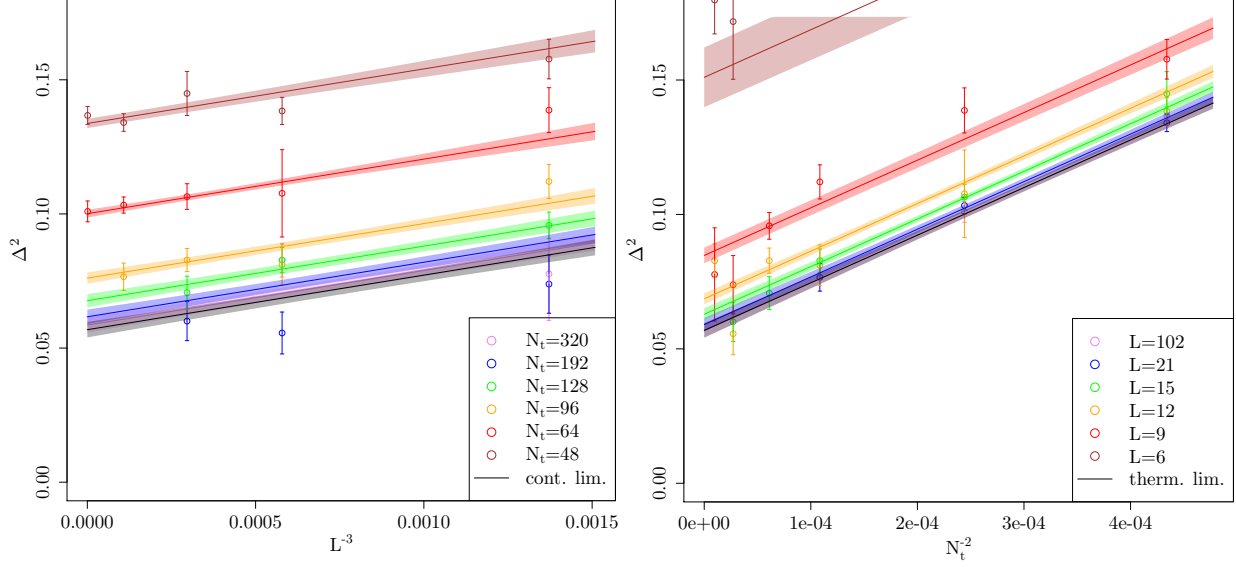


Figure 2. Simultaneous two-dimensional fit of $\Delta(N_t, L)$ (in units of κ) using Eq. (21), for $\kappa\beta = 8$ and $U/\kappa = 3.5$. Note that Eq. (21) only incorporates effects of $\mathcal{O}(L^{-3})$ and $\mathcal{O}(N_t^{-2})$. Data points for $L < 9$ have been omitted from the fit, but not from the plot. Very small lattices lead to large values of Δ , which are not visible on the scale of the plot. This fit has $\chi^2/\text{d.o.f.} \simeq 1.1$, corresponding to a p-value of $\simeq 0.34$.

where c_1 is numerically found to be very small. Also, around $L = \infty$, we have

$$\Delta(N_t) = \Delta_0 + \frac{c_0}{2\Delta_0} N_t^{-2} + \mathcal{O}(N_t^{-4}). \quad (23)$$

It should be noted that inclusion of a term of order N_t^{-1} did not improve the quality of the fit. This observation can be justified by the expected suppression of the linear term due to our mixed differencing scheme. Though the term of $\mathcal{O}(\delta)$ is not removed analytically, it appears small enough to be numerically unresolvable.

An example of such a fit is shown in Figure 2. We find that Eq. (21) describes our data well with only a minimal set of parameters for large L and small δ . Lattices with $L \leq 6$ have been omitted from the fit, as such data does not always lie in the scaling region where the data shows $\mathcal{O}(L^{-3})$ convergence, as explained in Section III B. Our results for Δ_0 are shown in Figure 3 for all values of U/κ and $\kappa\beta$, along with an extrapolation (with error band) to zero temperature ($\beta \rightarrow \infty$). For details as to the zero-temperature gap, see Section IV.

IV. ANALYSIS

We now analyze the single-particle gap Δ_0 as a function of coupling $U - U_c$ and inverse temperature β , in order to determine the critical coupling U_c/κ of the quantum (AFMI) phase transition, along with some of the associated critical exponents. Our MC results for Δ_0 as a function of U are shown in Figure 3. We make use of the standard finite-size scaling (FSS) method [51–53], whereby a given observable \mathfrak{D} is described by

$$\mathfrak{D} = (U - U_c)^q \mathcal{F}_{\mathfrak{D}}(L/\xi, \beta/\xi_t), \quad (24)$$

in the vicinity of U_c , where q is the relevant critical exponent. The scaling function \mathcal{F} accounts for the effects of finite spatial system size L and inverse temperature β . The spatial and temporal correlation lengths ξ and ξ_t are

$$\xi \sim (U - U_c)^{-\nu}, \quad \xi_t \sim (U - U_c)^{-\nu_t} = (U - U_c)^{-z\nu} \sim \xi^z, \quad (25)$$

such that in the thermodynamic limit we can express the FSS relation as

$$\mathfrak{D} = \beta^{-q/(z\nu)} F_{\mathfrak{D}}(\beta^{1/(z\nu)}(U - U_c)), \quad (26)$$

which is analogous to Refs. [21, 23], apart from the scaling argument here being β instead of L , and the correlation length exponent $z\nu$ picked up a factor of the dynamical exponent z .

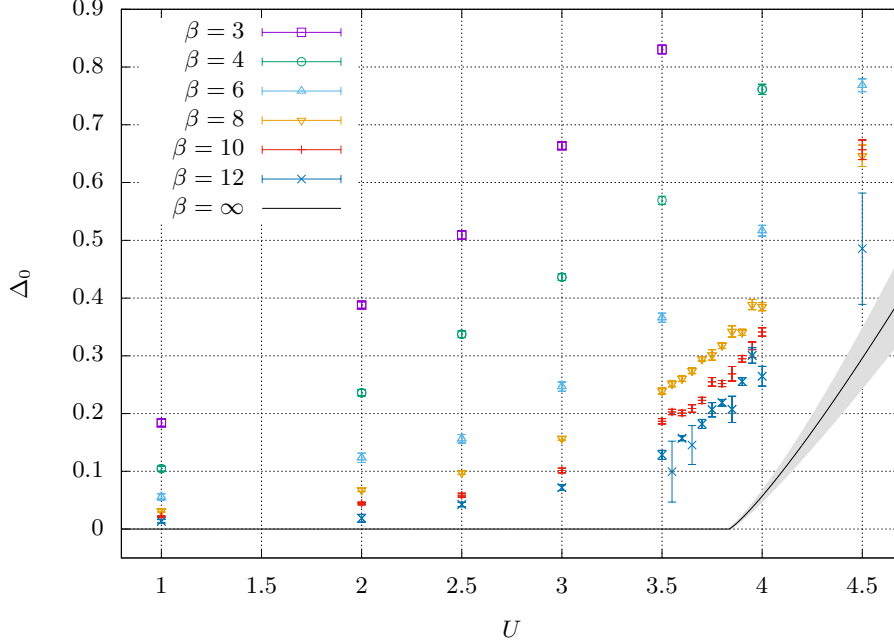


Figure 3. The single-particle gap $\Delta_0(U, \beta)$, with all quantities in units of κ , after the thermodynamic and continuum limit extrapolations. We also show $\Delta_0(U, \beta \rightarrow \infty)$ as a solid black line with error band (see Section IV A). For $U < U_c \simeq 3.834(14)$ the zero-temperature gap vanishes.

We assume the standard scaling behavior [54] for the single-particle gap

$$\Delta_0 \sim \xi_t^{-1} \sim (U - U_c)^{z\nu}, \quad (27)$$

as extracted from the asymptotic behavior of the correlator $C(t)$. Therefore, Eq. (26) gives

$$\Delta_0 = \beta^{-1} F(\beta^{1/(z\nu)}(U - U_c)), \quad (28)$$

as the FSS relation for Δ_0 . Our treatment of Eq. (28) is similar to the data-collapsing procedure of Refs. [55, 56]. We define a universal (not explicitly β -dependent), smooth function F such that

$$u := \beta^\mu (U - U_c), \quad \mu := 1/(z\nu), \quad (29)$$

$$f := \beta \Delta_0, \quad (30)$$

$$f \stackrel{!}{=} F(u), \quad (31)$$

and by adjusting the parameters μ and U_c , we seek to minimize the dependence of the observable Δ_0 on the system size [56, 57], in our case the inverse temperature β . In practice, these parameters are determined such that all points of the (appropriately scaled) gap Δ_0 lie on a single line in a u - f plot.

In this work, we have not computed the AFMI order parameter (staggered magnetization) m_s . However, we can make use of the findings of Ref. [21] to provide a first estimate of the associated critical exponent β (which we denote by $\tilde{\beta}$, to avoid confusion with the inverse temperature β). Specifically, Ref. [21] found that describing Δ_0/U according to the FSS relation

$$\Delta_0/U = \beta^{-\tilde{\beta}/(z\nu)} G(\beta^{1/(z\nu)}(U - U_c)), \quad (32)$$

produced a scaling function G which was indistinguishable from the true scaling function for m_s , in spite of the *ansatz* $m_s \sim \Delta/U$ being a mean-field result. In our notation, this corresponds to

$$g := \beta^\zeta \Delta_0/U \stackrel{!}{=} G(u), \quad \zeta := \tilde{\beta}/(z\nu), \quad (33)$$

similarly to Eq. (31).

It should be noted that Refs. [23, 58] also considered sub-leading corrections to the FSS relation for m_s . Here, data points outside of the scaling region have been omitted instead. When taken together with additional fit parameters,

they do not increase the significance of the fit. On the contrary, they reduce its stability. As a cutoff, we take $\beta U < 8$ for Eq. (31) and $\beta U < 10$ for Eq. (33). The reason for this limited scaling region can be understood as follows. The gap vanishes at $U = 0$ regardless of β , thus $\Delta_0(u = -\beta^\mu U_c) = 0$, and therefore data points with small β and U no longer collapse onto $F(u)$. Similarly, as we show in Appendix C, for $U \ll U_c$ we have $\Delta_0 \sim U\beta^{-2}$, which implies $g \sim \beta^{\zeta-2} \approx \beta^{-1}$, and represents a strong deviation from the expected scaling. With decreasing β , the effect increases and materialises at larger U . We shall revisit the issue of sub-leading corrections in a future MC study of m_s .

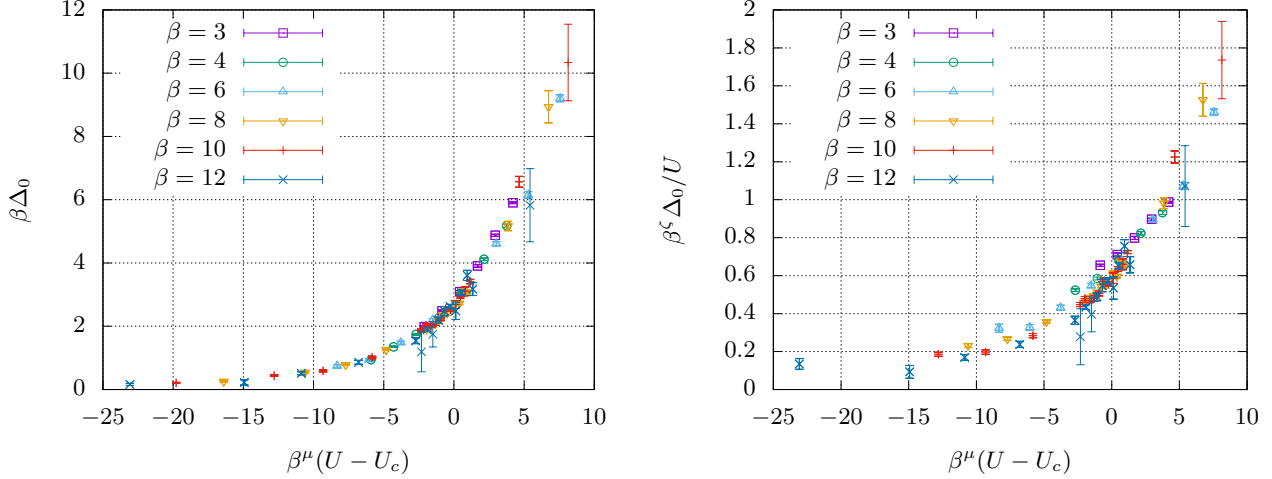


Figure 4. $f = \beta\Delta_0$ (left panel) and $g = \beta^\zeta\Delta_0/U$ (right panel) as a function of $u = \beta^\mu(U - U_c)$ according to Eqs. (31) and (33), respectively. All quantities are plotted with the parameters for optimal data collapse, and expressed in units of κ .

We perform the data-collapse analysis by first interpolating the data using a smoothed cubic spline for each value of β . Next we calculate the squared differences between the interpolations for each pair of two different temperatures and integrate over these squared differences. Last the sum over all the integrals is minimised. The resulting optimal data collapse plots are shown in Figure 4. The optimization of Eq. (31) is performed first (see Figure 4, left panel). This yields $\mu = 0.844(31)$, therefore $z\nu = 1.185(43)$, and $U_c/\kappa = 3.834(14)$, where the errors have been determined using parametric bootstrap. Second, the data collapse is performed for Eq. (33) (see Figure 4, right panel) which gives $\zeta = 0.924(17)$, such that $\tilde{\beta} = 1.095(37)$. While the u - f collapse is satisfactory, the u - g collapse does not materialize for $u \ll 0$. This is not surprising, because our scaling *ansatz* does not account for the thermal gap, which we discuss in Appendix C. Moreover, these findings are consistent with the notion that the AFMI state predicted by mean-field theory is destroyed by quantum fluctuations at weak coupling, at which point the relation $m_s \sim \Delta/U$ ceases to be valid. Also, note that in Ref. [21] the plot corresponding to our Figure 4 starts at $u = -2$, a region where our u - g collapse works out as well (for sufficiently large β).

We briefly describe our method for determining the errors of the fitted quantities and their correlation matrix. We use a mixed error propagation scheme, consisting of a parametric bootstrap part as before, and an additional influence due to a direct propagation of the bootstrap samples of μ and U_c . For every (μ, U_c) -sample we generate a new data set, following the parametric sampling system. Then, the variation of the composite samples should mirror the total uncertainty of the results. The correlation matrix⁵

$$\text{corr}(U_c, z\nu, \tilde{\beta}) = \begin{pmatrix} 1.0000 & -0.0199 & -0.2331 \\ -0.0199 & 1.0000 & 0.8650 \\ -0.2331 & 0.8650 & 1.0000 \end{pmatrix} \quad (34)$$

clearly shows a strong correlation between $z\nu$ and $\tilde{\beta}$ (due to the influence of μ on both of them), whereas U_c is weakly correlated.

From the definitions of the scaling functions F and G , one finds that they become independent of β at $U = U_c$. Therefore, all lines in a U - f and U - g plot should cross at $U = U_c$. The average of all the crossing points (between pairs of lines with different β) yields an estimate of U_c as well. We obtain $U_c^f/\kappa = 3.877(46)$ from the crossings in the U - f plot (see Figure 5, left panel) and $U_c^g/\kappa = 3.876(79)$ from the U - g plot (see Figure 5, right panel). The errors

⁵ We give enough digits to yield percent-level matching to our full numerical results when inverting the correlation matrix.

are estimated from the standard deviation of all the crossings σ_c and the number of crossings n_c as $\sigma_c/\sqrt{n_c}$. We find that all three results for U_c are compatible within errors. However, the result from the data collapse analysis is much more precise than the crossing analysis because the data collapse analysis performs a global fit over all the MC data points, not just the points in the immediate vicinity of U_c .

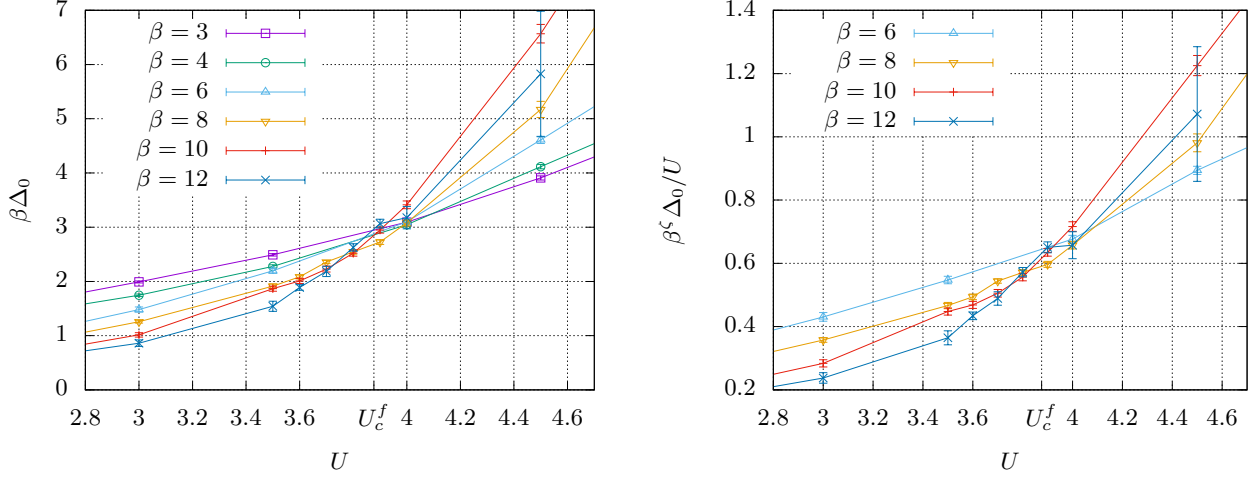


Figure 5. Single-particle gap Δ_0 scaled by β (left panel) and by β^ζ/U (right panel), as a function of U . Note that Δ_0 has been extrapolated to infinite volume and $\delta \rightarrow 0$ (continuum limit). Each line represents a given inverse temperature β . Here, $\zeta = 0.924(17)$ as obtained from the data collapse fit. The averages of all the crossing points U_c^f and U_c^g have been marked by vertical lines. For U_c^g , data with $\beta \leq 4$ have been omitted due to the thermal gap discussed in Appendix C. All quantities are given in units of κ .

A. Zero temperature extrapolation

Let us first consider the scaling properties as a function of β for $U = U_c$. As the scaling function reduces to a constant, we have

$$\Delta_0 \propto \beta^{-1}. \quad (35)$$

For $U > U_c$ and $\beta \rightarrow \infty$, we have $\mathfrak{D} \sim (U - U_c)^q$ by construction and therefore

$$\Delta_0 = \begin{cases} 0 & U \leq U_c \\ c_U(U - U_c)^{z\nu} & U > U_c \end{cases} \quad (36)$$

where c_U is a constant of proportionality.

We are now in a position to perform a simple extrapolation of Δ_0 to $\beta \rightarrow \infty$, in order to visualize the quantum phase transition. Let us assume that the scaling in Eq. (35) holds approximately for U slightly above U_c , up to a constant shift Δ_0^∞ , the zero-temperature gap. Thus we fit

$$\Delta_0 = \Delta_0^\infty + c_\beta\beta^{-1}, \quad (37)$$

at a chosen value of $U/\kappa = 4$. The resulting value of $\Delta_0^\infty/\kappa = 0.057(11)$ then allows us to determine the coefficient $c_U = 0.479(93)$ (in units of κ) of Eq. (36). This allows us to plot the solid black line with error bands in Figure 3. Such an extrapolation should be regarded as valid only in the immediate vicinity of the phase transition. For $U \gg U_c$ the data seem to approach the mean-field result $\tilde{\beta} = 1/2$ [59]. Furthermore, we note that an inflection point has been observed in Ref. [21] at $U/\kappa \approx 4.1$, though this effect is thought to be an artifact of the extrapolation of the MC data in the Trotter error δ . The error estimation for the extrapolation $\beta \rightarrow \infty$ follows the same scheme as the one for the u - g data collapse. We obtain the error band in Figure 3 as the area enclosed by the two lines corresponding to the lower bound of U_c and the upper bound of $z\nu$ (on the left) and vice versa (on the right). This method conservatively captures any correlation between the different parameters.

Table I. Summary of critical couplings U_c/κ and critical exponents ν and β (called $\tilde{\beta}$ in the rest of this work) obtained by recent MC calculations of various Hubbard models in the Gross-Neveu (GN) Heisenberg universality class, and with other methods for direct calculations of the GN Heisenberg model. We include brief comments of special features of each calculation. Note the abbreviations HMC (Hybrid Monte Carlo), AF (Auxiliary Field), BSS (Blankenbecler-Sugar-Scalapino) and BRS (Brower-Rebbi-Schaich). These concepts are explained in the main text. Furthermore, we denote FRG (Functional Renormalization Group). Our value of ν (\dagger) is given for $z = 1$ [60]. Our estimate of β is based on the mean-field result $m_s \sim \Delta/U$ (\ddagger) [21]. The asterisk (*) indicates that the $4 - \epsilon$ exponents of Ref. [61] were used as input in the MC calculation of U_c in Ref. [21]. Also, note the ambiguities [23] as to the correct number of fermion components in the $4 - \epsilon$ expansion of Ref. [62].

Method	U_c/κ	ν	β
Grand canonical BRS HMC (present work)	3.834(14)	1.185(43) [†]	1.095(37) [‡]
Grand canonical BSS HMC, complex AF [27]	3.90(5)	1.162	1.08(2)
Grand canonical BSS QMC [63]	3.94	0.93	0.75
Projection BSS QMC [23]	3.85(2)	1.02(1)	0.76(2)
Projection BSS QMC, d -wave pairing field [64]		1.05(5)	
Projection BSS QMC [58]	3.80(1)	0.84(4)	0.71(8)
Projection BSS QMC, spin-Hall transition [65]		0.88(7)	
Projection BSS QMC, pinning field [21]	3.78	0.882*	0.794*
GN $4 - \epsilon$ expansion, 1st order [23, 61]		0.882*	0.794*
GN $4 - \epsilon$ expansion, 1st order [23, 62]		0.851	0.824
GN $4 - \epsilon$ expansion, 2nd order [23, 62]		1.01	0.995
GN $4 - \epsilon$ expansion, ν 2nd order [5, 62]		1.08	1.06
GN $4 - \epsilon$ expansion, $1/\nu$ 2nd order [5, 62]		1.20	1.17
GN $4 - \epsilon$ expansion, ν 4th order [66]		1.2352	
GN $4 - \epsilon$ expansion, $1/\nu$ 4th order [66]		1.5511	
GN FRG [5]		1.31	1.32
GN FRG [67]		1.26	
GN Large N [68]		1.1823	

V. CONCLUSIONS

Our work represents the first instance where the grand canonical BRS algorithm has been applied to the hexagonal Hubbard model (beyond mere proofs of principle), and we have found highly promising results. We emphasize that previously encountered issues related to the computational scaling and ergodicity of the HMC updates have been solved [36]. We have primarily investigated the single-particle gap Δ (which we assume to be due to the semimetal-AFMI transition) as a function of U/κ , along with a comprehensive analysis of the temporal continuum, thermodynamic and zero-temperature limits. The favorable scaling of the HMC enabled us to simulate lattices with $L > 100$ and to perform a highly systematic treatment of all three limits. The latter limit was taken by means of a finite-size scaling analysis, which determines the critical coupling $U_c/\kappa = 3.834(14)$ and the critical exponent $z\nu = 1.185(43)$. While we have not yet performed a direct MC calculation of the AFMI order parameter m_s , our scaling analysis of Δ/U has enabled an estimate of the critical exponent $\tilde{\beta} = 1.095(37)$. Depending on which symmetry is broken, the critical exponents of the hexagonal Hubbard model are expected to fall into one of the Gross-Neveu (GN) universality classes [60]. The semimetal-AFMI transition should fall into the GN-Heisenberg $SU(2)$ universality class, as m_s is described by a vector with three components.

The GN-Heisenberg critical exponents have been studied by means of PMC simulations of the hexagonal Hubbard model, by the $d = 4 - \epsilon$ expansion around the upper critical dimension d , by large N calculations, and by functional renormalization group (FRG) methods. In Table I, we give an up-to-date comparison with our results. Our value for U_c/κ is in overall agreement with previous MC simulations. For the critical exponents ν and $\tilde{\beta}$, the situation is less clear. Our results for ν (assuming $z = 1$ due to Lorentz invariance [60]) and $\tilde{\beta}$ agree best with the HMC calculation (in the BSS formulation) of Ref. [27], followed by the FRG and large N calculations. On the other hand, our critical exponents are systematically larger than most PMC calculations and first-order $4 - \epsilon$ expansion results. The agreement appears to be significantly improved when the $4 - \epsilon$ expansion is taken to higher orders, although the discrepancy between expansions for ν and $1/\nu$ persists.

Our results show that the BRS algorithm is now applicable to problems of a realistic size in the field of carbon-based nano-materials. There are several future directions in which our present work can be developed. For instance, while the AFMI phase may not be directly observable in graphene, we note that tentative empirical evidence for such a phase exists in carbon nanotubes [69], along with preliminary theoretical evidence from MC simulations presented in Ref. [31]. The MC calculation of the single-particle Mott gap in a (metallic) carbon nanotube is expected to be much easier, since the lattice dimension L is determined by the physical nanotube radius used in the experiment (and by

the number of unit cells in the longitudinal direction of the tube). As electron-electron interaction (or correlation) effects are expected to be more pronounced in the (1-dimensional) nanotubes, the treatment of flat graphene as the limiting case of an infinite-radius nanotube would be especially interesting. Strong correlation effects could be even more pronounced in the (0-dimensional) carbon fullerenes (buckyballs), where we are also faced with a fermion sign problem due to the admixture of pentagons into the otherwise-bipartite honeycomb structure [70]. This sign problem has the unusual property of vanishing as the system size becomes large, as the number of pentagons in a buckyball is fixed by its Euler characteristic to be exactly 12, independent of the number of hexagons. The mild scaling of HMC with system size gives access to very large physical systems ($\sim 10^4$ sites or more), so it may be plausible to put a particular experimental system (a nanotube, a graphene patch, or a topological insulator, for instance) into software, for a direct, first-principles Hubbard model calculation.

ACKNOWLEDGEMENTS

We thank Jan-Lukas Wynen for helpful discussions on the Hubbard model and software issues. We also thank Michael Kajan for proof reading and for providing a lot of detailed comments. This work was funded, in part, through financial support from the Deutsche Forschungsgemeinschaft (Sino-German CRC 110 and SFB TRR-55). E.B. is supported by the U.S. Department of Energy under Contract No. DE-FG02-93ER-40762. The authors gratefully acknowledge the computing time granted through JARA-HPC on the supercomputer JURECA [71] at Forschungszentrum Jülich. We also gratefully acknowledge time on DEEP [72], an experimental modular supercomputer at the Jülich Supercomputing Centre.

Appendix A: Subtleties of the mixed differencing scheme

As in Ref. [31], we have used a mixed-differencing scheme for the A and B sublattices, which was first suggested by Brower *et al.* in Ref. [41]. While mixed differencing does not cancel the linear Trotter error completely, it does diminish it significantly, as shown in Ref. [31]. We shall now discuss some fine points related to the correct continuum limit when mixed differencing is used.

1. Seagull term

Let us consider the forward differencing used in Ref. [31] for the AA contribution to fermion operator,

$$M_{(x,t)(y,t')}^{AA} = \delta_{xy} \left\{ -\delta_{t,t'} + \left[\exp(i\tilde{\phi}_{x,t}) - \tilde{m}_s \right] \delta_{t+1,t'} \right\}, \quad (\text{A1})$$

with the gauge links and an explicit staggered mass \tilde{m}_s (not to be confused with the AFMI order parameter) on the time-off-diagonal. We recall that a tilde means that the corresponding quantity is multiplied by $\delta = \beta/N_t$. An expansion in δ gives

$$M_{(x,t)(y,t')}^{AA} = \delta_{xy} \left\{ -\delta_{t,t'} + \left[1 + i\tilde{\phi}_{x,t} - \frac{\tilde{\phi}_{x,t}^2}{2} - \tilde{m}_s \right] \delta_{t+1,t'} \right\} + \mathcal{O}(\delta^3), \quad (\text{A2})$$

$$= \delta_{xy} \left\{ \delta_{t+1,t'} - \delta_{t,t'} + \left[i\tilde{\phi}_{x,t} - \frac{\tilde{\phi}_{x,t}^2}{2} - \tilde{m}_s \right] \delta_{t+1,t'} \right\} + \mathcal{O}(\delta^3), \quad (\text{A3})$$

$$= \delta_{xy} \left\{ \delta\partial_t + \frac{\delta^2\partial_t^2}{2} + \left[i\tilde{\phi}_{x,t} - \frac{\tilde{\phi}_{x,t}^2}{2} - \tilde{m}_s \right] (\delta_{t,t'} + \delta\partial_t) \right\} + \mathcal{O}(\delta^3), \quad (\text{A4})$$

$$= \delta_{xy} \left\{ \delta\partial_t + (i\tilde{\phi}_{x,t} - \tilde{m}'_s)\delta_{t,t'} - \delta\tilde{m}_s\partial_t \right\} + \mathcal{O}(\delta^3), \quad (\text{A5})$$

where terms proportional to δ remain the continuum limit. In the last step we defined

$$\tilde{m}'_s := \tilde{m}_s + \frac{\tilde{\phi}_{x,t}^2}{2} - \frac{\delta^2\partial_t^2}{2} - i\delta\tilde{\phi}_{x,t}\partial_t, \quad (\text{A6})$$

as the “effective” staggered mass at finite δ . The same calculation can be performed for the BB contribution of Ref. [31]. This gives

$$M_{(x,t)(y,t')}^{BB} = \delta_{xy} \left\{ \delta\partial_t + (i\tilde{\phi}_{x,t} + \tilde{m}'_s)\delta_{t,t'} - \delta\tilde{m}_s\partial_t \right\} + \mathcal{O}(\delta^3), \quad (\text{A7})$$

where the effective staggered mass has the opposite sign, as expected.

Let us discuss the behavior of \tilde{m}'_s when $m_s \rightarrow 0$ and $\delta \rightarrow 0$. First, ∂_t^2 is negative semi-definite, $\tilde{\phi}_{x,t}^2$ is positive semi-definite, and $i\tilde{\phi}_{x,t}\partial_t$ is indefinite, but one typically finds that $\tilde{m}'_s \geq \tilde{m}_s$. For a vanishing bare staggered mass $\tilde{m}_s \rightarrow 0$, this creates a non-vanishing bias between the sublattices at $\delta \neq 0$, which is due to the mixed differencing scheme. Numerically, we find that this effect prefers $\langle m_A - m_B \rangle > 0$. Second, the “seagull term” $\tilde{\phi}_{x,t}^2$ is not suppressed in the continuum limit, as first noted in Ref. [41]. This happens because, in the vicinity of continuum limit, the Gaussian part of the action becomes narrow, and $\tilde{\phi}$ is approximately distributed as $\tilde{\phi} \sim \mathcal{N}(0, \sqrt{\delta U})$. Because $\tilde{\phi}$ scales as $\sqrt{\delta}$, the seagull term is not in $\mathcal{O}(\delta^2)$ but effectively linear in δ , denoted as $\mathcal{O}_e(\delta)$. The seagull term contains important physics, and should be correctly generated by the gauge links.

2. Field redefinition

Following Brower *et al.* in Ref. [41], the seagull term can be absorbed by means of a redefinition of the Hubbard-Stratonovich field, at the price of generating the so-called “normal-ordering term” of Ref. [41], which is of physical significance. Let us briefly consider how this works in our case. The field redefinition of Ref. [41] is

$$\phi_x := \varphi_x - \frac{\delta}{2} V_{xy} \varphi_y \psi_y^* \psi_y, \quad (\text{A8})$$

in terms of the field ψ on which the fermion matrix M acts. For backward differencing of M , the full Hamiltonian includes the terms

$$\begin{aligned} & \frac{1}{2} \sum_t \tilde{\phi}_{x,t} \tilde{V}_{xy}^{-1} \tilde{\phi}_{y,t} + \sum_{t,t'} \psi_{x,t}^* \left[\delta_{t,t'} - \exp(-i\tilde{\phi}_{x,t}) \delta_{t-1,t'} + \tilde{m} \delta_{t-1,t'} \right] \psi_{x,t'} \\ & = \frac{1}{2} \int dt \phi_x V_{xy}^{-1} \phi_y + \int dt \psi_x^* \partial_t \psi_x + i \int dt \psi_x^* \phi_x \psi_x + m \int dt \psi_x^* \psi_x + \frac{\delta}{2} \int dt \psi_x^* \phi_x^2 \psi_x + \mathcal{O}_e(\delta), \end{aligned} \quad (\text{A9})$$

where the Gaussian term generated by the Hubbard-Stratonovich transformation is included, and \tilde{m} is left unspecified for the moment. If we apply the redefinition (A8) to the Gaussian term, we find

$$\begin{aligned} \frac{1}{2} \int dt \phi_x V_{xy}^{-1} \phi_y &= \frac{1}{2} \int dt \varphi_x V_{xy}^{-1} \varphi_y - \frac{\delta}{2} \int dt \varphi_x V_{xz}^{-1} V_{zy} \varphi_y \psi_y^* \psi_y + \mathcal{O}_e(\delta), \\ &= \frac{1}{2} \int dt \varphi_x V_{xy}^{-1} \varphi_y - \frac{\delta}{2} \int dt \psi_x^* \varphi_x^2 \psi_x + \mathcal{O}_e(\delta), \end{aligned} \quad (\text{A10})$$

and along the lines of Ref. [41], we note that the φ_x^2 seagull term cancels the ϕ_x^2 seagull term of Eq. (A9) to leading order in δ . As we are performing a path integral over the Hubbard-Stratonovich field, we need to account for the Jacobian of the field redefinition, which is

$$\begin{aligned} \int \mathcal{D}\tilde{\phi} &= \int \mathcal{D}\tilde{\varphi} \det \left[\frac{\partial \tilde{\phi}_{x,t}}{\partial \tilde{\varphi}_{y,t'}} \right] = \int \mathcal{D}\tilde{\varphi} \exp \left[\text{Tr} \log \left(\delta_{xy} \delta_{t,t'} - \frac{\delta}{2} V_{xy} \psi_{y,t}^* \psi_{y,t} \delta_{t,t'} \right) \right] \\ &\simeq \int \mathcal{D}\varphi \exp \left(-\frac{1}{2} \int dt V_{xx} \psi_x^* \psi_x \right), \end{aligned} \quad (\text{A11})$$

where in the last step we used $\log(1 + \delta z) = \delta z + \mathcal{O}(\delta^2)$ before taking the continuum limit. We conclude that the seagull term in the expansion of the gauge links has the correspondence

$$\frac{\delta}{2} \int dt \psi_x^* \phi_x^2 \psi_x \longleftrightarrow \frac{1}{2} \int dt V_{xx} \psi_x^* \psi_x, \quad (\text{A12})$$

which is exactly the normal-ordering term proportional to $V_{xx}/2$ of Ref. [25]. Hence, as argued in Ref. [41], the normal-ordering term should be omitted when gauge links are used, as an equivalent term is dynamically generated by the gauge links. This statement is valid when backward differencing is used for both sublattices. In Appendix A3, we discuss how this argument carries over to the case of forward and mixed differencing.

3. Alternative forward difference

In case the backward differencing of Eq. (A9) is used for both sublattices as in Ref. [25], then simply taking the usual staggered mass term

$$\tilde{m} = \tilde{m}_s \quad (x \in A), \quad \tilde{m} = -\tilde{m}_s \quad (x \in B), \quad (\text{A13})$$

suffices to get the correct Hubbard Hamiltonian, as both sublattices receive a dynamically generated normal-ordering term with coefficient $V_{xx}/2$. However, the mixed-difference lattice action in Ref. [31] produces a “staggered” normal-ordering term, with $-V_{xx}/2$ for sublattice A and $V_{xx}/2$ for sublattice B . Hence, with the mixed-difference operator of Ref. [31] (forward for sublattice A , backward for sublattice B), we should instead take

$$\tilde{m} = \tilde{V}_{00} + \tilde{m}_s \quad (x \in A), \quad \tilde{m} = -\tilde{m}_s \quad (x \in B), \quad (\text{A14})$$

in order to again obtain the physical Hubbard Hamiltonian with normal-ordering and staggered mass terms. Therefore, in our current work we adopt the alternative forward differencing

$$M_{(x,t)(y,t')}^{AA} = \delta_{xy} \left\{ \delta_{t+1,t'} - \left[\exp(-i\tilde{\phi}_{x,t}) + \tilde{m}_s \right] \delta_{t,t'} \right\}, \quad (\text{A15})$$

instead of Eq. (A1), which again yields a normal-ordering term $V_{xx}/2$ for sublattice A . As in Ref. [25], we thus retain the desirable feature of a completely dynamically generated normal-ordering term. In our actual numerical simulations, we set the bare staggered mass $\tilde{m}_s = 0$. In our CG solver with Hasenbusch preconditioning, we work with finite \tilde{m}_s [38]. The spectrum of the operator (A15) lacks conjugate reciprocity, which causes an ergodicity problem [36].

Appendix B: Finding a plateau

Here we present an automatized, deterministic method that reliably finds the optimal plateau in a given data set (such as the effective mass $m(\tau)$). Specifically, our method finds the region of least slope and fluctuations, and checks whether this region is a genuine plateau without significant drift. If a given time series does not exhibit an acceptable plateau, our method returns an explicit error message.

Apart from the time series $m(\tau)$ expected to exhibit a plateau, the algorithm requires two parameters to be chosen in advance. The first is the minimal length λ a plateau should have. The second is an “analysis window” of width $\mu \leq \lambda$. This controls how many data points are considered in the analysis of local fluctuations. We find that

$$\lambda = \frac{N_t}{6}, \quad (\text{B1})$$

$$\mu = \log_2(N_t), \quad (\text{B2})$$

are in most cases good choices.

Algorithm 1 describes the procedure in detail. The idea is to find a balance between least statistical and systematic fluctuations. Statistical fluctuations decrease with increasing plateau length. This is why we seek to choose the plateau as long as possible, without running into a region with large systematic deviations. This property can also be used to our advantage. If we calculate the mean from a given time τ_2 to all the previous times, the influence of another point compatible with the mean will decrease with the distance from τ_2 . Thus the local fluctuation of the running mean decreases, until it reaches a point with significant systematic deviation. This local fluctuation minimum marks the optimal τ_1 . The plateau then ranges from τ_1 to τ_2 . We check that it does not exhibit significant drift, by fitting a linear function and checking if the first order term deviates from zero within twice its error. By repeating the analysis for all possible values of τ_2 , the globally best plateau can be found, as determined by least local fluctuations of the running mean.

As every range in the set Λ_0 from Algorithm 1 is a valid plateau, it allows us to estimate the systematic error due to the choice of plateau. We simply repeat the calculation of the relevant observable for all ranges in Λ_0 , and interpret the standard deviation of the resulting set of values as a systematic uncertainty.

Appendix C: Thermal gap

It is useful to consider the influence of the inverse temperature β on the single-particle gap, in order to provide a better understanding of the scaling of Δ with β . Naturally, we are not able to solve the entire problem analytically, so we shall consider small perturbations in the coupling U , and assume that the dispersion relation of graphene is not significantly perturbed by the interaction (which is expected to be the case when U is small). Let us now compute the expectation value of the number of electrons excited from the ground state. As we consider exclusively the conduction band, we assume that the particle density follows Fermi-Dirac statistics. We take the positive-energy part of

$$\omega_k := \kappa \sqrt{\tilde{\omega}_k^2}, \quad \tilde{\omega}_k^2 = 3 + 4 \cos(3ak_x/2) \cos(\sqrt{3}ak_y/2) + 2 \cos(\sqrt{3}ak_y), \quad (\text{C1})$$

Algorithm 1: Finding a fit range for a plateau in a time series.

```

input :  $N_t, m[0, \dots, N_t - 1], \lambda, \mu$ 
output:  $\tau_1, \tau_2$ 
for  $\tau' = \mu - 1, \dots, N_t - 1$  do
  for  $\tau = 0, \dots, \tau'$  do
     $\bar{m}[\tau; \tau'] = \text{mean}(m[\tau, \dots, \tau']);$ 
  end
  for  $\tau = 0, \dots, \tau' - \mu + 1$  do
     $\sigma[\tau; \tau'] = \text{sd}(\bar{m}[\tau, \dots, \tau + \mu - 1; \tau']);$ 
  end
   $\tau_1^*[\tau'] = \underset{\tau \in \{0, \dots, \tau' - \mu\}}{\text{argmin}} (\sigma[\tau; \tau']);$ 
end
 $\Lambda = \{(\tau, \tau') \mid \tau = \tau_1^*[\tau'], \tau' - \tau \geq \lambda\};$ 
 $\Lambda_0 = \{(\tau, \tau') \in \Lambda \mid m[\tau, \dots, \tau'] \text{ has no significant drift}\};$ 
if  $\Lambda_0 \neq \emptyset$  then
   $(\tau_1, \tau_2) = \underset{(\tau, \tau') \in \Lambda_0}{\text{argmin}} (\sigma[\tau; \tau']);$ 
else
  | No acceptable plateau of requested length found.
end

```

where $a \simeq 1.42 \text{ \AA}$ is the nearest-neighbor lattice spacing and we assume that every excited electron contributes an energy $E(U)$ to a “thermal gap” $\Delta(\beta)$. These considerations yield the gap equation

$$\Delta(\beta) = E(U) a^2 f_{\text{BZ}} \int_{k \in \text{BZ}} \frac{d^2 k}{(2\pi)^2} \frac{1}{1 + \exp(\beta \omega_k)}, \quad f_{\text{BZ}} := \frac{3\sqrt{3}}{2}, \quad (\text{C2})$$

where the factor f_{BZ} is due to the hexagonal geometry of the first Brillouin zone (BZ). It should be emphasized that the thermal gap is not the interaction-driven Mott gap we are studying here, even though it is not numerically distinguishable from the latter. A thermal gap can occur even if the conduction and valence bands touch or overlap. The physical interpretation of the thermal gap (as explained above) is a measure of the degree of excitation above the ground state, based on the number of excited states that are already occupied in thermal equilibrium.

1. Finite temperature

Let us evaluate Eq. (C2) under the assumption that β is large. Then, the integrand only contributes in the region where $\omega_k \approx 0$, in other words near the Dirac points K and K' located at momenta k_D . In the vicinity of a Dirac point, the dispersion relation reduced to the well-known Dirac cone

$$\omega_k \simeq v_F |k - k_D|, \quad v_F := 3\kappa a/2, \quad (\text{C3})$$

with Fermi velocity v_F . Within this approximation, we may sum over the two Dirac points and perform the angular integral, which gives

$$\Delta(\beta) \approx 2E(U) a^2 f_{\text{BZ}} \int_{k \in \mathbb{R}^2} \frac{d^2 k}{(2\pi)^2} \frac{1}{1 + \exp(\beta v_F |k|)} = E(U) a^2 f_{\text{BZ}} \int_0^\infty \frac{dk}{\pi} \frac{k}{1 + \exp(\beta v_F k)}, \quad (\text{C4})$$

$$= E(U) a^2 f_{\text{BZ}} \times \frac{\pi}{12} (\beta v_F)^{-2} = \frac{\sqrt{3}\pi}{18} E(U) (\beta \kappa)^{-2} \approx 0.3023 E(U) (\beta \kappa)^{-2}, \quad (\text{C5})$$

where the Fermi-Dirac integral has been evaluated in terms of the polylogarithm function. We expect the error of this approximation to be exponentially suppressed in β .

In Figure 6, we validate Eq. (C5) using our data for Δ shown in Figure 3. We find that the prediction of quadratic scaling in β and the linear approximation in U are quite accurate. A fit of Eq. (C5) to our MC data for Δ in the weak-coupling regime $U/\kappa \leq 2$ gives

$$E(U) = 5.95(15) U, \quad (\text{C6})$$

under the (perturbative) assumption $E(U) \propto U$. This fit is shown in Figure 6, where we plot $\beta^2 \Delta$ as a function of U (in proper units of κ). In the weakly coupled regime, the MC data for $\beta^2 \Delta$ coincide and fall on a straight line. Once

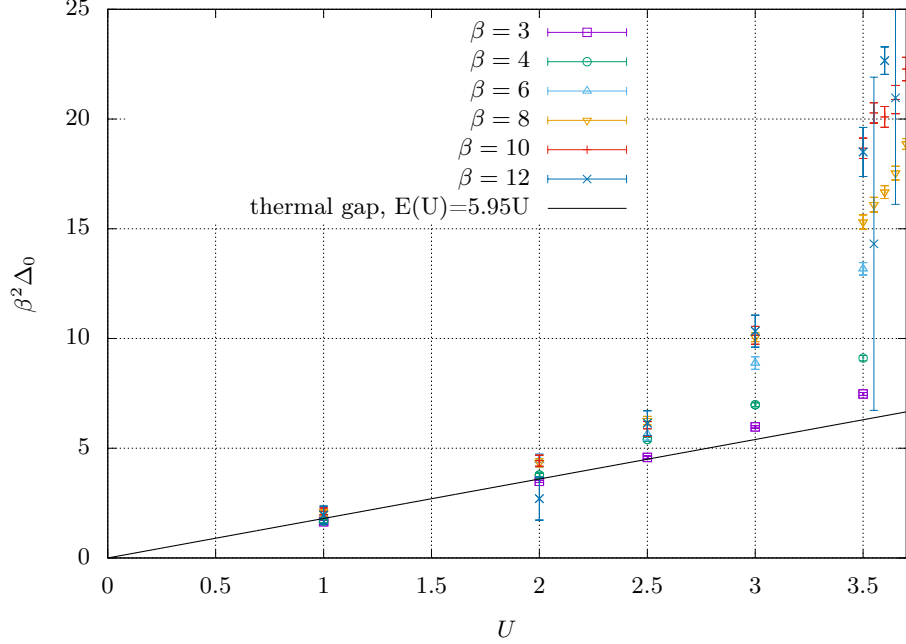


Figure 6. Illustration of the thermal gap in the weakly coupled regime, as given by Eq. (C5). Our MC data for the single-particle gap Δ from Figure 3 is shown multiplied by β^2 . All quantities are expressed in appropriate units of κ .

the critical coupling U_c is approached, the points for various β separate. As expected, the linear dependence on U persists longest for small β , as temperature effects are dominant over interaction effects. The quadratic scaling with β is most accurate for large β , which is in line with the expected exponential convergence stated above.

2. Finite lattice size

Let us also consider the leading correction to the thermal gap due to finite lattice size L . The discretized form of Eq. (C2) is

$$\Delta(L, \beta) = \frac{E(U)}{L^2} \sum_{k \in \text{BZ}} \frac{1}{1 + \exp(\beta \omega_k)} \quad (\text{C7})$$

which in general has a very complicated convergence behavior. Because of periodic boundary conditions, Eq. (C7) is an effective trapezoidal approximation to Eq. (C2), thus the convergence is *a priori* expected to scale as $\mathcal{O}(L^{-2})$.

We shall now obtain a precise leading-order error estimation. Let us discretize the first BZ is discretized into a regular triangular lattice, with lattice spacing $h \propto L^{-1}$. We integrate a function $f(x, y)$ over a single triangle, spanned by the coordinates $(\pm h/2, 0)$ and $(0, \sqrt{3}h/2)$,

$$I := \int_{-h/2}^{h/2} dx \int_0^{b(x)} dy f(x, y), \quad b(x) := \sqrt{3}h/2 - \sqrt{3}|x|, \quad (\text{C8})$$

and subtract the average of $f(x, y)$ over the corner points multiplied by the area of the triangle,

$$\hat{I} := \frac{\sqrt{3}h^2}{4} \times \frac{1}{3} \left[f(-h/2, 0) + f(h/2, 0) + f(0, \sqrt{3}h/2) \right], \quad (\text{C9})$$

which gives the (local) error

$$\delta I := I - \hat{I} = -\frac{\sqrt{3}}{64} \left[\frac{\partial^2 f}{\partial x^2}(0) + \frac{\partial^2 f}{\partial y^2}(0) \right] h^4 + \mathcal{O}(h^5), \quad (\text{C10})$$

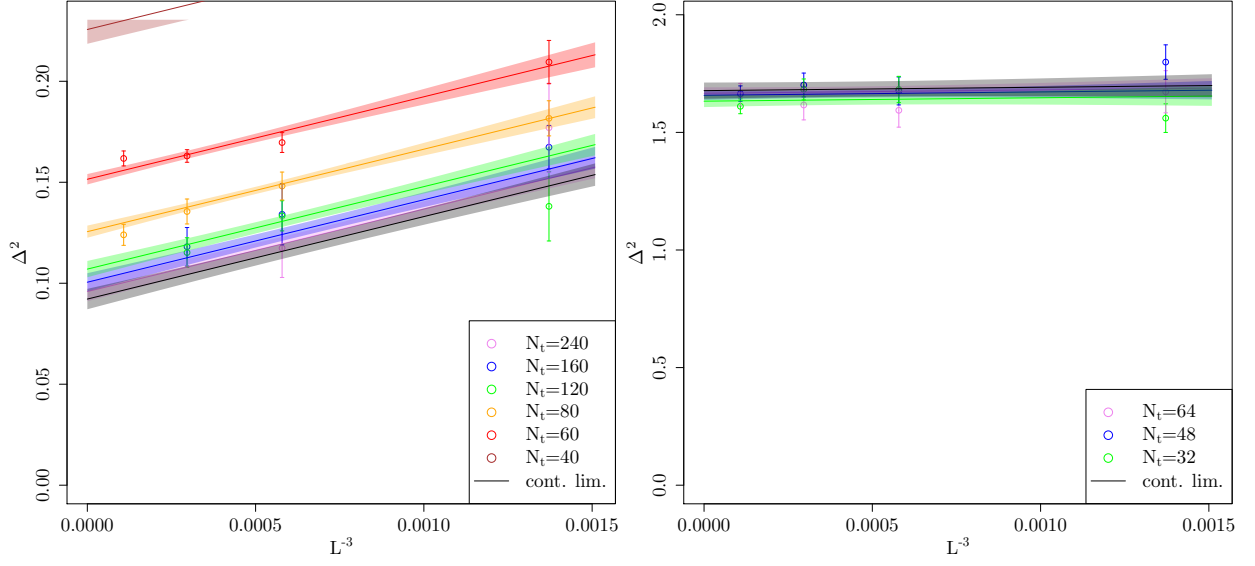


Figure 7. Simultaneous two-dimensional fit of $\Delta(N_t, L)$ (in units of κ) using Eq. (21), for $\kappa\beta = 10$ and $U/\kappa = 3.9$ (left panel) and $\kappa\beta = 4$ and $U/\kappa = 5.0$ (right panel). Only the extrapolations in L are shown. Data points for $L < 9$ have been omitted from the fits, but not from the plots. These fits have $\chi^2/\text{d.o.f.} \simeq 0.83$ and p-value of $\simeq 0.62$ (left panel), and $\chi^2/\text{d.o.f.} \simeq 1.1$ and p-value of $\simeq 0.36$ (right panel).

due to discretization. The global error is obtained by summing over the complete BZ,

$$\sum_{k \in \text{BZ}} \delta I(k) = -\frac{\sqrt{3}}{64} \sum_{k \in \text{BZ}} \left[\frac{\partial^2 f}{\partial x^2}(k) + \frac{\partial^2 f}{\partial y^2}(k) \right] h^4 + \mathcal{O}(L^2 h^5), \quad (\text{C11})$$

$$\propto \frac{1}{L^4} \sum_{k \in \text{BZ}} \left[\frac{\partial^2 f}{\partial x^2}(k) + \frac{\partial^2 f}{\partial y^2}(k) \right] + \mathcal{O}(L^{-3}), \quad (\text{C12})$$

$$\propto \frac{1}{L^2} \int_{k \in \text{BZ}} d^2 k \left[\frac{\partial^2 f}{\partial x^2}(k) + \frac{\partial^2 f}{\partial y^2}(k) \right] + \mathcal{O}(L^{-3}), \quad (\text{C13})$$

which equals

$$\sum_{k \in \text{BZ}} \delta I(k) \propto \frac{1}{L^2} \oint_{k \in \partial \text{BZ}} \nabla f(k) \cdot d\vec{k} + \mathcal{O}(L^{-3}), \quad (\text{C14})$$

$$\propto \mathcal{O}(L^{-3}), \quad (\text{C15})$$

where Gauss's theorem has been applied in Eq. (C14). Hence, the projection of ∇f onto the normal of the BZ is integrated over the boundary of the BZ. As every momentum-periodic function takes the same values on the opposite edges of the BZ, the result sums up to zero. Surprisingly, one then finds that the second order error term in L vanishes. For the special case of $f(k) \propto 1/(1 + \exp(\beta\omega_k))$, the gradient in BZ-normal direction vanishes everywhere on the boundary, and the integral in Eq. (C14) is trivially zero.

Higher orders in U influencing the thermal gap are not as easy to calculate, but can in principle be dealt with using diagrammatic techniques in a finite-temperature Matsubara formalism [73]. As an example, we know from Ref. [74] that v_F is influenced (at weak coupling) only at $\mathcal{O}(U^2)$. Let us finally provide some further numerical evidence for the expected cubic finite-size effects in L . In Figure 2, we have already shown that cubic finite-size effects are a good approximation for $U < U_c$, as expected for states with small correlation lengths. In Figure 7, we show that the cubic behavior in L still holds for $U \simeq U_c$ and $U > U_c$.

-
- [1] A. K. Geim and K. S. Novoselov, “The rise of graphene,” *Nat Mater* **6**, 183–191 (2007).
 [2] A. H. Castro Neto, F. Guinea, N. M. R. Peres, K. S. Novoselov, and A. K. Geim, “The electronic properties of graphene,” *Rev. Mod. Phys.* **81**, 109–162 (2009).

- [3] Valeri N. Kotov, Bruno Uchoa, Vitor M. Pereira, F. Guinea, and A. H. Castro Neto, “Electron-Electron Interactions in Graphene: Current Status and Perspectives,” *Rev. Mod. Phys.* **84**, 1067–1125 (2012).
- [4] D.V. Khveshchenko and H. Leal, “Excitonic instability in layered degenerate semimetals,” *Nuclear Physics B* **687**, 323 – 331 (2004).
- [5] Lukas Janssen and Igor F. Herbut, “Antiferromagnetic critical point on graphene’s honeycomb lattice: A functional renormalization group approach,” *Phys. Rev. B* **89**, 205403 (2014).
- [6] Robert E. Throckmorton and Oskar Vafeek, “Fermions on bilayer graphene: Symmetry breaking for $B = 0$ and $\nu = 0$,” *Phys. Rev. B* **86**, 115447 (2012).
- [7] Joaquin E. Drut and Timo A. Lähde, “Is graphene in vacuum an insulator?” *Phys. Rev. Lett.* **102**, 026802 (2009).
- [8] Simon Hands and Costas Strouthos, “Quantum Critical Behaviour in a Graphene-like Model,” *Phys. Rev.* **B78**, 165423 (2008).
- [9] Riichiro Saito, Gene Dresselhaus, and Mildred S Dresselhaus, *Physical Properties of Carbon Nanotubes* (World Scientific Publishing, 1998) iISBN 978-1-86094-093-4 (hb) ISBN 978-1-86094-223-5 (pb).
- [10] T. O. Wehling, E. Şaşıoğlu, C. Friedrich, A. I. Lichtenstein, M. I. Katsnelson, and S. Blügel, “Strength of Effective Coulomb Interactions in Graphene and Graphite,” *Phys. Rev. Lett.* **106**, 236805 (2011).
- [11] Ho-Kin Tang, E. Laksono, J. N. B. Rodrigues, P. Sengupta, F. F. Assaad, and S. Adam, “Interaction-Driven Metal-Insulator Transition in Strained Graphene,” *Phys. Rev. Lett.* **115**, 186602 (2015).
- [12] Jiunn-Wei Chen and David B. Kaplan, “A Lattice theory for low-energy fermions at finite chemical potential,” *Phys. Rev. Lett.* **92**, 257002 (2004), [arXiv:hep-lat/0308016](#).
- [13] Aurel Bulgac, Joaquin E. Drut, and Piotr Magierski, “Spin 1/2 Fermions in the unitary regime: A Superfluid of a new type,” *Phys. Rev. Lett.* **96**, 090404 (2006), [arXiv:cond-mat/0505374](#).
- [14] Immanuel Bloch, Jean Dalibard, and Wilhelm Zwerger, “Many-body physics with ultracold gases,” *Rev. Mod. Phys.* **80**, 885–964 (2008), [arXiv:0704.3011 \[cond-mat.other\]](#).
- [15] Joaquin E. Drut, Timo A. Lähde, and Timour Ten, “Momentum Distribution and Contact of the Unitary Fermi gas,” *Phys. Rev. Lett.* **106**, 205302 (2011), [arXiv:1012.5474 \[cond-mat.stat-mech\]](#).
- [16] Bugra Borasoy, Evgeny Epelbaum, Hermann Krebs, Dean Lee, and Ulf-G. Meißner, “Lattice Simulations for Light Nuclei: Chiral Effective Field Theory at Leading Order,” *Eur. Phys. J. A* **31**, 105–123 (2007).
- [17] Dean Lee, “Lattice simulations for few- and many-body systems,” *Prog. Part. Nucl. Phys.* **63**, 117–154 (2009).
- [18] Timo A. Lähde, Evgeny Epelbaum, Hermann Krebs, Dean Lee, Ulf-G. Meißner, and Gautam Rupak, “Lattice Effective Field Theory for Medium-Mass Nuclei,” *Phys. Lett. B* **732**, 110–115 (2014).
- [19] Timo A. Lähde and Ulf-G. Meißner, *Nuclear Lattice Effective Field Theory: An introduction*, Vol. 957 (Springer, 2019).
- [20] Z. Y. Meng, T. C. Lang, S. Wessel, F. F. Assaad, and A. Muramatsu, “Quantum spin liquid emerging in two-dimensional correlated Dirac fermions,” *Nature* **464**, 847–851 (2010).
- [21] Fakher F. Assaad and Igor F. Herbut, “Pinning the order: the nature of quantum criticality in the Hubbard model on honeycomb lattice,” *Phys. Rev.* **X3**, 031010 (2013).
- [22] Lei Wang, Philippe Corboz, and Matthias Troyer, “Fermionic Quantum Critical Point of Spinless Fermions on a Honeycomb Lattice,” *New J. Phys.* **16**, 103008 (2014), [arXiv:1407.0029 \[cond-mat.str-el\]](#).
- [23] Yuichi Otsuka, Seiji Yunoki, and Sandro Sorella, “Universal Quantum Criticality in the Metal-Insulator Transition of Two-Dimensional Interacting Dirac Electrons,” *Phys. Rev.* **X6**, 011029 (2016).
- [24] D.T. Son, “Quantum critical point in graphene approached in the limit of infinitely strong Coulomb interaction,” *Phys. Rev. B* **75**, 235423 (2007), [arXiv:cond-mat/0701501](#).
- [25] Dominik Smith and Lorenz von Smekal, “Monte-Carlo simulation of the tight-binding model of graphene with partially screened Coulomb interactions,” *Phys. Rev.* **B89**, 195429 (2014).
- [26] Pavel Buividovich, Dominik Smith, Maksim Ulybyshev, and Lorenz von Smekal, “Competing order in the fermionic Hubbard model on the hexagonal graphene lattice,” *Proceedings, 34th International Symposium on Lattice Field Theory (Lattice 2016): Southampton, UK, July 24-30, 2016*, *PoS LATTICE2016*, 244 (2016).
- [27] Pavel Buividovich, Dominik Smith, Maksim Ulybyshev, and Lorenz von Smekal, “Hybrid Monte Carlo study of competing order in the extended fermionic Hubbard model on the hexagonal lattice,” *Phys. Rev. B* **98**, 235129 (2018).
- [28] David J. Gross and André Neveu, “Dynamical symmetry breaking in asymptotically free field theories,” *Phys. Rev. D* **10**, 3235–3253 (1974).
- [29] E.V. Gorbar, V.P. Gusynin, V.A. Miransky, and I.A. Shovkovy, “Magnetic field driven metal insulator phase transition in planar systems,” *Phys. Rev. B* **66**, 045108 (2002), [arXiv:cond-mat/0202422](#).
- [30] Igor F. Herbut and Bitan Roy, “Quantum critical scaling in magnetic field near the Dirac point in graphene,” *Phys. Rev. B* **77**, 245438 (2008), [arXiv:0802.2546 \[cond-mat.mes-hall\]](#).
- [31] Thomas Luu and Timo A. Lähde, “Quantum Monte Carlo Calculations for Carbon Nanotubes,” *Phys. Rev.* **B93**, 155106 (2016).
- [32] Thereza Paiva, R. T. Scalettar, W. Zheng, R. R. P. Singh, and J. Oitmaa, “Ground-state and finite-temperature signatures of quantum phase transitions in the half-filled Hubbard model on a honeycomb lattice,” *Phys. Rev. B* **72**, 085123 (2005).
- [33] Stefan Beyl, Florian Goth, and Fakher F. Assaad, “Revisiting the Hybrid Quantum Monte Carlo Method for Hubbard and Electron-Phonon Models,” *Phys. Rev.* **B97**, 085144 (2018).
- [34] R. Blankenbecler, D. J. Scalapino, and R. L. Sugar, “Monte Carlo Calculations of Coupled Boson - Fermion Systems. 1.” *Phys. Rev.* **D24**, 2278 (1981).
- [35] S. Duane, A. D. Kennedy, B. J. Pendleton, and D. Roweth, “Hybrid Monte Carlo,” *Phys. Lett.* **B195**, 216–222 (1987).
- [36] Jan-Lukas Wynen, Evan Berkowitz, Christopher Körber, Timo A. Lähde, and Thomas Luu, “Avoiding Ergodicity Problems in Lattice Discretizations of the Hubbard Model,” *Phys. Rev.* **B100**, 075141 (2019).

- [37] Johann Ostmeyer, *Semi-Metal – Insulator Phase Transition of the Hubbard Model on the Hexagonal Lattice*, Master’s thesis, University of Bonn (2018).
- [38] Martin Hasenbusch, “Speeding up the hybrid Monte Carlo algorithm for dynamical fermions,” *Physics Letters B* **519**, 177 – 182 (2001).
- [39] S. Krieg, T. Luu, J. Ostmeyer, P. Papaphilippou, and C. Urbach, “Accelerating Hybrid Monte Carlo simulations of the Hubbard model on the hexagonal lattice,” *Computer Physics Communications* (2018), 10.1016/j.cpc.2018.10.008.
- [40] R.C. Brower, C. Rebbi, and D. Schaich, “Hybrid Monte Carlo Simulation of Graphene on the Hexagonal Lattice,” (2011), [arXiv:1101.5131 \[hep-lat\]](#).
- [41] Richard Brower, Claudio Rebbi, and David Schaich, “Hybrid Monte Carlo simulation on the graphene hexagonal lattice,” *PoS LATTICE2011*, 056 (2011), [arXiv:1204.5424 \[hep-lat\]](#).
- [42] M. Creutz, “Global Monte Carlo algorithms for many-fermion systems,” *Phys. Rev.* **D38**, 1228–1238 (1988).
- [43] Z. Fodor, S. D. Katz, and K. K. Szabo, “Dynamical overlap fermions, results with hybrid Monte Carlo algorithm,” *JHEP* **08**, 003 (2004).
- [44] N. Cundy, S. Krieg, G. Arnold, A. Frommer, Th. Lippert, and K. Schilling, “Numerical methods for the QCD overlap operator IV: Hybrid Monte Carlo,” *Comput. Phys. Commun.* **180**, 26–54 (2009).
- [45] R Core Team, *R: A Language and Environment for Statistical Computing*, R Foundation for Statistical Computing, Vienna, Austria (2018).
- [46] Bartosz Kostrzewa, Johann Ostmeyer, Martin Ueding, and Carsten Urbach, *hadron: Analysis Framework for Monte Carlo Simulation Data in Physics* (2020), r package version 3.1.0.
- [47] Zhenjiu Wang, Fakher F. Assaad, and Francesco Parisen Toldin, “Finite-size effects in canonical and grand-canonical quantum Monte Carlo simulations for fermions,” *Phys. Rev. E* **96**, 042131 (2017), [arXiv:1706.01874 \[cond-mat.stat-mech\]](#).
- [48] T. Stauber, P. Parida, M. Trushin, M. V. Ulybyshev, D. L. Boyda, and J. Schliemann, “Interacting Electrons in Graphene: Fermi Velocity Renormalization and Optical Response,” *Phys. Rev. Lett.* **118**, 266801 (2017).
- [49] S.R. White, D.J. Scalapino, R.L. Sugar, E.Y. Loh, J.E. Gubernatis, and R.T. Scalettar, “Numerical study of the two-dimensional Hubbard model,” *Phys. Rev. B* **40**, 506–516 (1989).
- [50] P. V. Buividovich and M. I. Polikarpov, “Monte Carlo study of the electron transport properties of monolayer graphene within the tight-binding model,” *Phys. Rev. B* **86**, 245117 (2012).
- [51] M. E. J. Newman and G. T. Barkema, *Monte Carlo methods in statistical physics* (Clarendon Press, Oxford, 1999).
- [52] Amit Dutta, Gabriel Aeppli, Bikas K. Chakrabarti, Uma Divakaran, Thomas F. Rosenbaum, and Diptiman Sen, “Quantum Phase Transitions,” in *Quantum Phase Transitions in Transverse Field Spin Models: From Statistical Physics to Quantum Information* (Cambridge University Press, 2015) pp. 3–31.
- [53] H. Shao, W. Guo, and A. W. Sandvik, “Quantum criticality with two length scales,” *Science* **352**, 213–216 (2016).
- [54] Igor F. Herbut, Vladimir Juricic, and Bitan Roy, “Theory of interacting electrons on the honeycomb lattice,” *Phys. Rev. B* **79**, 085116 (2009), [arXiv:0811.0610 \[cond-mat.str-el\]](#).
- [55] K. S. D. Beach, Ling Wang, and Anders W. Sandvik, “Data collapse in the critical region using finite-size scaling with subleading corrections,” (2005).
- [56] Massimo Campostrini, Andrea Pelissetto, and Ettore Vicari, “Finite-size scaling at quantum transitions,” *Phys. Rev.* **B89**, 094516 (2014).
- [57] “1 - Introduction to Theory of Finite-Size Scaling,” in *Finite-Size Scaling*, Current Physics–Sources and Comments, Vol. 2, edited by John L. CARDY (Elsevier, 1988) pp. 1 – 7.
- [58] Francesco Parisen Toldin, Martin Hohenadler, Fakher F. Assaad, and Igor F. Herbut, “Fermionic quantum criticality in honeycomb and π -flux Hubbard models: Finite-size scaling of renormalization-group-invariant observables from quantum Monte Carlo,” *Phys. Rev. B* **91**, 165108 (2015), [arXiv:1411.2502 \[cond-mat.str-el\]](#).
- [59] S. Sorella and E. Tosatti, “Semi-Metal-Insulator Transition of the Hubbard Model in the Honeycomb Lattice,” *Europhysics Letters (EPL)* **19**, 699–704 (1992).
- [60] Igor F. Herbut, “Interactions and Phase Transitions on Graphene’s Honeycomb Lattice,” *Phys. Rev. Lett.* **97**, 146401 (2006).
- [61] Igor F. Herbut, Vladimir Juricic, and Oskar Vafeek, “Relativistic Mott criticality in graphene,” *Phys. Rev. B* **80**, 075432 (2009), [arXiv:0904.1019 \[cond-mat.str-el\]](#).
- [62] B. Rosenstein, Hoi-Lai Yu, and A. Kovner, “Critical exponents of new universality classes,” *Phys. Lett. B* **314**, 381–386 (1993).
- [63] Pavel Buividovich, Dominik Smith, Maksim Ulybyshev, and Lorenz von Smekal, “Numerical evidence of conformal phase transition in graphene with long-range interactions,” *Phys. Rev. B* **99**, 205434 (2019), [arXiv:1812.06435 \[cond-mat.str-el\]](#).
- [64] Yuichi Otsuka, Kazuhiro Seki, Sandro Sorella, and Seiji Yunoki, “Dirac electrons in the square lattice Hubbard model with a d -wave pairing field: chiral Heisenberg universality class revisited,” (2020), [arXiv:2009.04685 \[cond-mat.str-el\]](#).
- [65] Yuhai Liu, Zhenjiu Wang, Toshihiro Sato, Martin Hohenadler, Chong Wang, Wenan Guo, and Fakher F. Assaad, “Superconductivity from the Condensation of Topological Defects in a Quantum Spin-Hall Insulator,” *Nature Commun.* **10**, 2658 (2019), [arXiv:1811.02583 \[cond-mat.str-el\]](#).
- [66] Nikolai Zerf, Luminita N. Mihaila, Peter Marquard, Igor F. Herbut, and Michael M. Scherer, “Four-loop critical exponents for the Gross-Neveu-Yukawa models,” *Phys. Rev. D* **96**, 096010 (2017), [arXiv:1709.05057 \[hep-th\]](#).
- [67] Benjamin Knorr, “Critical chiral Heisenberg model with the functional renormalization group,” *Phys. Rev. B* **97**, 075129 (2018), [arXiv:1708.06200 \[cond-mat.str-el\]](#).
- [68] J.A. Gracey, “Large N critical exponents for the chiral Heisenberg Gross-Neveu universality class,” *Phys. Rev. D* **97**, 105009 (2018), [arXiv:1801.01320 \[hep-th\]](#).
- [69] Vikram V. Deshpande, Bhupesh Chandra, Robert Caldwell, Dmitry S. Novikov, James Hone, and Marc Bockrath, “Mott

- Insulating State in Ultraclean Carbon Nanotubes,” *Science* **323**, 106–110 (2009).
- [70] Jan-Lukas Wynen, Evan Berkowitz, Stefan Krieg, Thomas Luu, and Johann Ostmeyer, “Leveraging Machine Learning to Alleviate Hubbard Model Sign Problems,” (2020), [arXiv:2006.11221 \[cond-mat.str-el\]](#).
 - [71] Jülich Supercomputing Centre, “JURECA: Modular supercomputer at Jülich Supercomputing Centre,” *Journal of large-scale research facilities* **4** (2018), [10.17815/jlsrf-4-121-1](#).
 - [72] Norbert Eicker, Thomas Lippert, Thomas Moschny, and Estela Suarez, “The DEEP Project An alternative approach to heterogeneous cluster-computing in the many-core era,” *Concurrency and computation* **28**, 2394–2411 (2016).
 - [73] H. Bruus, K. Flensberg, and Oxford University Press, *Many-Body Quantum Theory in Condensed Matter Physics: An Introduction*, Oxford Graduate Texts (OUP Oxford, 2004).
 - [74] Alessandro Giuliani and Vieri Mastropietro, “The Two-Dimensional Hubbard Model on the Honeycomb Lattice,” *Communications in Mathematical Physics* **293**, 301 (2009).