

# Increasing Domain Infill Asymptotics for Stochastic Differential Equations Driven by Fractional Brownian Motion

Trisha Maitra and Sourabh Bhattacharya\*

## Abstract

Although statistical inference in stochastic differential equations (*SDEs*) driven by Wiener process has received significant attention in the literature, inference in those driven by fractional Brownian motion seem to have seen much less development in comparison, despite their importance in modeling long range dependence. In this article, we consider both classical and Bayesian inference in such fractional Brownian motion based *SDEs*, observed on the time domain  $[0, T]$ . In particular, we consider asymptotic inference for two parameters in this regard; a multiplicative parameter  $\beta$  associated with the drift function, and the so-called ‘‘Hurst parameter’’  $H$  of the fractional Brownian motion, when  $T \rightarrow \infty$ . For unknown  $H$ , the likelihood does not lend itself amenable to the popular Girsanov form, rendering usual asymptotic development difficult. As such, we develop increasing domain infill asymptotic theory, by discretizing the *SDE* into  $n$  discrete time points in  $[0, T]$ , and letting  $T \rightarrow \infty$ ,  $n \rightarrow \infty$ , such that either  $n/T^2$  or  $n/T$  tends to infinity. In this setup, we establish consistency and asymptotic normality of the maximum likelihood estimators, as well as consistency and asymptotic normality of the Bayesian posterior distributions. However, classical or Bayesian asymptotic normality with respect to the Hurst parameter could not be established. We supplement our theoretical investigations with simulation studies in a non-asymptotic setup, prescribing suitable methodologies for classical and Bayesian analyses of *SDEs* driven by fractional Brownian motion. Applications to a real, close price data, along with comparison with standard *SDE* driven by Wiener process, is also considered. As expected, it turned out that our Bayesian fractional *SDE* outperformed the other model and methods, in both simulated and real data applications.

**Keywords:** *Asymptotic normality; Fractional Brownian motion; Increasing domain infill asymptotics; Posterior asymptotics; Stochastic differential equations; Transformation based Markov chain Monte Carlo.*

## 1 Introduction

Stochastic differential equations (*SDEs*) are well-placed in both probability and statistics literature for their probabilistic importance as well as in statistical modeling of random phenomena varying continuously with time. The most important development in this regard have been for *SDEs* driven by Brownian motion (Wiener process). Accessible books on the theory of *SDEs* driven by Brownian motion can be found in Arnold (1974), Ikeda and Watanabe (1981), Liptser and Shiryaev (2001), Øksendal (2003), Mao (2011), Karatzas and Shreve (2019) while statistical inference for such *SDEs* have been considered in Basawa and Rao (1980), Iacus (2008), Bishwal (2008) and Fuchs (2013), the last containing interesting applications from life sciences. Perhaps the most important applications of *SDEs* have been developed in the fields of biology and financial modeling; see, for example, Allen (2010), Donnet and Samson (2013), Crépey (2013) and Braumann (2019).

However, Wiener processes, that form the core of the *SDE* literature, are inadequate for modeling phenomena that exhibit long-range dependence. Such long range dependence is very much evident in asset returns and financial time series such as stock prices, foreign exchange rates, market indices and macroeconomics (see, for example, Henry and Zaffaroni (2003)). Geophysical time series (Witt and Malamud (2013)), internet traffic (Park *et al.* (2011)), etc. are also associated with long-range dependence. Theory and applications of long-range dependence can be found in Doukhan *et al.* (2003). Note that long-range dependence is associated with scale-invariant self-similar processes with stationary increments, as under suitable conditions, the latter can be shown to exhibit long-range dependence.

---

\*Trisha Maitra is an Assistant Professor in Prasanta Chandra Mahalanobis Mahavidyalaya, 111/3, B. T. Road, Kolkata 700108 and Sourabh Bhattacharya is a Professor in Interdisciplinary Statistical Research Unit, Indian Statistical Institute, 203, B. T. Road, Kolkata 700108. Corresponding e-mail: sourabh@isical.ac.in.

Continuous-time phenomena with long-range dependence can be more appropriately handled by *SDEs* driven by fractional Brownian motion, which is a self-similar Gaussian process with stationary increments, consisting of a fractal index  $H \in (0, 1)$ , usually termed as the ‘‘Hurst parameter’’. Long-range dependence results when  $H > 1/2$ . Details of fractional Brownian motion and that of *SDEs* driven by fractional Brownian motion can be found in Norros *et al.* (1999), Biagini *et al.* (2008), Mishura (2008), Jien and Ma (2009), Xu and Luo (2018). Statistical inference, including asymptotic theory in such *SDEs*, assuming that  $H > 1/2$  and known, is detailed in Rao (2010); see also Mishura and Ralchenko (2014), Neuenkirch and Tindel (2014), Hu *et al.* (2019), where again  $H$  is assumed to be known. For further related works with known  $H$  and deterministic diffusion coefficient, see Dai *et al.* (2021), Xiao and Yu (2019a), Xiao and Yu (2019b), Hu and Nualart (2010), Tanaka *et al.* (2010), Xiao *et al.* (2011). In Wang *et al.* (2023), a discretized version of the *SDE* associated with fractional Ornstein-Uhlenbeck process (driven by fractional Brownian motion) is proposed, where a two-stage estimation procedure is considered to estimate  $H$  and the other parameters; closed form expressions for the estimators are available in this setup. Asymptotic theory for the estimators are also developed.

As we shall subsequently discuss, although many attempts have been made to estimate  $H$ , most are at best heuristic, and in general there does not seem to exist any theory for validation of such heuristic procedures. For instance, we are unaware of any asymptotic theory of such heuristic inference regarding  $H$ . Moreover, to our knowledge, in the general setup, unless  $H$  is known, there does not exist any asymptotic theory of inference for the other parameters. Our goal in this article is to establish asymptotic theory of both classical and Bayesian inference for fractional Brownian motion based *SDEs*, considering  $H$  and other relevant parameters to be unknown. Among the other relevant parameters, here we focus on a single multiplicative real-valued parameter,  $\beta$ , associated with the ‘‘drift function’’ of the underlying *SDE*.

As we shall point out subsequently, for unknown  $H$ , the likelihood function does not admit expression in terms of the convenient Girsanov formula that is usually employed for inference when  $H$  is assumed to be known (see Norros *et al.* (1999), Kleptsyna *et al.* (2000) and Rao (2010) for example). In any case, in reality, continuous trajectories of the underlying stochastic process is not available, and the data are observed only at discrete time points. Hence, we construct a likelihood by discretizing the time domain  $[0, T]$  ( $T > 0$ ) of the fractional *SDE* into  $n$  time points, and quantifying the joint distribution associated with the  $n$  time points. Our asymptotic setup is an ‘‘increasing domain infill asymptotics’’ framework where both  $T \rightarrow \infty$  and  $n \rightarrow \infty$  such that  $n$  grows faster than  $T$ . In particular, we consider two cases, namely,  $n/T \rightarrow \infty$  and  $n/T^2 \rightarrow \infty$ . Thus, the time domain is increased, but the number of discrete points in the time domain is increased faster than  $T$  or even  $T^2$ , attempting to fill up the domain first, so that asymptotic theory makes sense. This is the essence of increasing domain infill asymptotics that we employ in this article. As expected, when  $n$  grows faster than even  $T^2$ , that is, when  $n/T^2 \rightarrow \infty$ , our asymptotic results hold with fewer assumptions compared to the case  $n/T \rightarrow \infty$ .

In our asymptotics framework, we establish strong consistency of the maximum likelihood estimators (*MLEs*) of  $\beta$  and  $H$  and asymptotic normality of the *MLE* of  $\beta$ , under mild assumptions. We also prove strong consistency of the posterior distribution of  $(\beta, H)$  and asymptotic normality of the posterior of  $\beta$ , in the same increasing domain infill asymptotics framework.

For convenience, in the rest of our paper, we shall often denote ‘‘*SDE* driven by fractional Brownian motion’’ simply by ‘‘fractional *SDE*’’. The roadmap of our paper is structured as follows. In Section 2, we provide an overview of the *SDE* driven by fractional Brownian motion that we undertake in this work and in Section 3 we include a brief discussion of the main issues involved in the existing attempts of statistical inference in fractional *SDEs*. The modeled and the true likelihoods under discretization are presented in Section 4. We establish strong consistency of the *MLE* of  $(\beta, H)$  in Section 5, assuming compact parameter space. Asymptotic normality of the *MLE* of  $\beta$  is established in Section 6, when  $H$  is estimated by its corresponding *MLE*. In the same section it is shown that compact parameter space for  $\beta$  is unnecessary for either strong consistency or asymptotic normality of the *MLE* of  $\beta$ . Inconsistency of the *MLE* of  $\beta$  when  $H$  is estimated by any inconsistent estimator, is established in Section 7. In Section 8, we prove strong consistency of the posterior distribution of  $(\beta, H)$ , which is shown to hold

even when the parameter space of  $\beta$  is non-compact. In the same section we also show the types of neighborhoods the posterior distribution of  $\beta$  asymptotically concentrates on when  $H$  is estimated by its *MLE*. Asymptotic normality of the posterior of  $\beta$  when  $H$  is estimated by its *MLE*, is established in Section 9. In Section 10 we illustrate classical and Bayesian inference in a simulation study where the time domain is relatively small, a situation important for practical considerations, while applications of classical and Bayesian inference for both fractional *SDE* and standard *SDE* driven by standard Brownian motion to a real, close price data is detailed in Section 11, along with comparisons. Finally, in Section 12, we summarize our contributions, make concluding remarks and provide directions for future research. The proofs of our results, some associated technical lemmas and their proofs, as well as some technical illustrations and overview, are relegated to a supplement, whose sections, have the prefix ‘‘S-’’ when referred to in this paper.

## 2 Overview of our *SDE* driven by fractional Brownian motion

We assume that data has been generated from the following *SDE* driven by fractional Brownian motion:

$$d\tilde{X}_t = \beta B(t, \tilde{X}_t)dt + C(t, \tilde{X}_t)d\tilde{W}_t^H \quad (2.1)$$

where the Hurst parameter  $H \in (0, 1)$ , and  $\beta \in \mathbb{R}$ , the real line, and  $\tilde{X}_0 = \tilde{x}$  is the initial value of the stochastic process  $\tilde{X}_t$ , which is assumed to be continuously observed on the time interval  $[0, T]$ . The function  $B(t, \cdot)$  is a known, real-valued function on  $\mathbb{R}$ ; this function is known as the drift function. The function  $C(t, \cdot) : \mathbb{R} \mapsto \mathbb{R}$  is the known diffusion coefficient.

According to Theorem D.1.3 of Biagini *et al.* (2008) we consider the following assumptions under which (2.1) will have a unique solution.

(H1)  $B(t, u), C(t, u)$  be Lipschitz continuous in  $u$ , uniformly with respect to  $t$ , that is, for some  $L > 0$

$$|B(t, u_1) - B(t, u_2)| + |C(t, u_1) - C(t, u_2)| \leq L|u_1 - u_2|.$$

(H2) The initial values  $x_0, y_0 \in \mathbb{R}$  and  $\alpha_b > \alpha_1, \alpha_\sigma > 2\alpha_2$  such that

$$B(\cdot, x_0) \in L^{\alpha_b}([0, T]), \quad C(\cdot, y_0) \in L^{\alpha_\sigma}([0, T])$$

where  $\alpha_i = (1 - i|H - 1/2|)^{-1}$  for  $i = 1, 2$ .

Let  $(\Omega, \mathcal{X}, (\mathcal{X}_t), P)$  be a stochastic basis satisfying the usual conditions. The natural filtration of a process is understood as the  $P$ -completion of the filtration generated by this process. In our considered *SDE* (2.2),  $B = \{B(t, \tilde{X}_t), t \geq 0\}$  is an  $(\mathcal{X}_t)$ -adapted process and  $C(t, \tilde{X}_t)$  is a non-vanishing, random function.

### 2.1 True, data generating model and our inferential model

We assume that data  $\tilde{x} = \{\tilde{x}_t : t \in [0, T]\}$  is generated from (2.1) with unknown true parameters  $\theta_0 = (\beta_0, H_0)$ . We denote this true model, as well as the probability distribution associated with it by  $P_{\theta_0}$ .

However, given data  $\tilde{x}$ , our inference regarding  $\theta = (\beta, H)$  will proceed by first creating a new fractional *SDE* which is the same as (2.1) but  $B(t, \tilde{X}_t)$  and  $C(t, \tilde{X}_t)$  replaced with the deterministic quantities  $B(t, \tilde{x}_t)$  and  $C(t, \tilde{x}_t)$ , respectively. In other words, given data  $\tilde{x}$ , for inference we consider the following fractional *SDE*

$$dX_t = \beta B(t, \tilde{x}_t)dt + C(t, \tilde{x}_t)dW_t^H. \quad (2.2)$$

In the above,  $\{W_t^H : t \in [0, T]\}$  is independent of  $\{\tilde{W}_t^{\tilde{H}} : t \in [0, T]\}$ , for any  $H, \tilde{H} \in (0, 1)$ .

The fundamental difference between (2.1) and (2.2) is that the former has no semimartingale associated with it, making inferential procedures difficult, while, thanks to non-randomness of  $B(t, \tilde{x}_t)$  and  $C(t, \tilde{x}_t)$ , the latter admits a Gaussian martingale (see Section S-3), thereby significantly simplifying inference. Further, we argue below that given the observed data, both the equations lead to the same likelihood and hence the same likelihood-based inference on  $\theta$  given the data. This vindicates the great generality of the formulation (2.2).

It is important to mention that even if the data  $\tilde{x}$  is assumed to be continuously observed, in spite of the Gaussian martingale, the likelihood based on the so-called Girsanov formula is unavailable for (2.2) when  $H$  is unknown; see Section 3. For (2.1) such likelihood is not even conceivable, even for known  $H$ , since no semimartingale is associated with it. Thus inference based on discretized data is inevitable. This is of course the most practical approach anyway, since although from the theoretical perspective, the entire set  $\tilde{x}$  is the data (solution of (2.1)), in practice,  $\tilde{x}_t$  are observed only at discrete time points  $t = t_i$ , for  $i = 1, \dots, n$ , for some positive integer  $n$ . Now let us consider inference by discretization of (2.1) and (2.2). With respect to (2.1) and (2.2), the discretizations are given, respectively, by

$$\tilde{X}_{t_{i+1}} - \tilde{X}_{t_i} = \beta B(t_i, \tilde{X}_{t_i})(t_{i+1} - t_i) + C(t_i, \tilde{X}_{t_i})(\tilde{W}_{t_{i+1}}^H - \tilde{W}_{t_i}^H) \quad (2.3)$$

and

$$X_{t_{i+1}} - X_{t_i} = \beta B(t_i, \tilde{x}_{t_i})(t_{i+1} - t_i) + C(t_i, \tilde{x}_{t_i})(W_{t_{i+1}}^H - W_{t_i}^H). \quad (2.4)$$

Now, the distributions of  $\{\tilde{W}_{t_{i+1}}^H - \tilde{W}_{t_i}^H; i = 1, \dots, n-1\}$  and  $\{W_{t_{i+1}}^H - W_{t_i}^H; i = 1, \dots, n-1\}$  are the same, albeit the increments within the respective sets are not independent. Thus, from (2.3) and (2.4), it follows that the distributions of  $\left\{ \frac{\tilde{X}_{t_{i+1}} - \tilde{X}_{t_i} - \beta B(t_i, \tilde{X}_{t_i})(t_{i+1} - t_i)}{C(t_i, \tilde{X}_{t_i}); i = 1, \dots, n-1} \right\}$  and  $\left\{ \frac{X_{t_{i+1}} - X_{t_i} - \beta B(t_i, \tilde{x}_{t_i})(t_{i+1} - t_i)}{C(t_i, \tilde{x}_{t_i}); i = 1, \dots, n-1} \right\}$  are the same. Thus, the likelihoods corresponding to (2.3) and (2.4) have the same form. Now, for the likelihood associated with (2.3) we must substitute  $\tilde{X}_{t_i}$  with the observed data  $\tilde{x}_{t_i}$ , for  $i = 1, \dots, n$ . Also, since we also fit (2.4) to the observed data, we must substitute  $X_{t_i}$  with the observed data  $\tilde{x}_{t_i}$ . Thus, the likelihoods associated with (2.3) and (2.4) are the same. Hence, given the observed data, likelihood-based inference of  $\theta$  with respect to (2.3) and (2.4) are the same.

The fundamental role of the Gaussian martingale associated with (2.4) is to amply simplify the likelihood computation and the resultant asymptotic theory by virtue of the corresponding independent increments. The issue of discretization with respect to the Gaussian martingale for (2.2) will be made precise in Section 4 as we formally introduce our premise. We establish classical and Bayesian consistency of  $(\beta, H)$  and classical and Bayesian asymptotic normality of  $\beta$  when the data are generated from  $P_{\theta_0}$  but for inferential purposes (2.2) is fitted to the data. Unfortunately, so far we have not been able to establish asymptotic normality associated with  $H$ .

In Section S-2, we illustrate our concept with the Ornstein-Uhlenbeck process, demonstrating that consistency can be achieved while fitting (2.2), even when the data has been generated from (2.1).

### 3 Discussion on existing attempts regarding inference in fractional SDEs

As already mentioned, consistency of the drift parameter has been studied by various authors assuming that the Hurst parameter  $H$  is known. In relatively simple specific situations, such as in a linear model and Ornstein-Uhlenbeck process driven by fractional Brownian motion, Le Breton (1998) and Kleptsyna and Le Breton (2002) investigated statistical inference, and the latter proved consistency of the *MLE* of the parameter, assuming that  $H$  is known. Chiba (2020) studied asymptotic properties of an *M*-estimator for the drift parameter when the diffusion coefficient is a known constant and  $H \in (1/4, 1/2)$  is known. Rao (2010) considered a more general setup, namely, the class of linear fractional *SDEs*, and investigated the asymptotic theory of *MLE* and Bayes estimators, again assuming known  $H$ . In particular, he established strong consistency and asymptotic normality of the *MLE* and the Bayes esti-

mator, under appropriate assumptions. His asymptotic theory hinges upon construction of an appropriate likelihood when  $H$  is known. This likelihood, which can be perceived as the Girsanov formula for the fractional Brownian motion case, has been derived by Kleptsyna *et al.* (2000). However, this relies upon the assumption that entire  $x$  is observed, which is perhaps not quite realistic.

Indeed, when  $H$  is of known value, say  $H_0$ , then the distribution of the driving fractional Brownian motion  $W_t^{H_0}$ , is known. This then facilitates obtaining a Radon-Nikodym derivative of the measure of the original process associated with the *SDE* with other model parameters  $\psi$ , with respect to that of an *SDE* with known parameters, also driven by  $W_t^{H_0}$ , which is treated as the likelihood function. The form of this likelihood is given by

$$L_T(\psi) = \exp \left\{ - \int_0^T Q_\psi(s) dZ_s + \frac{1}{2} \int_0^T Q_\psi^2(s) dw_s^{H_0} \right\}, \quad (3.1)$$

which has been exploited by the authors for inference regarding  $\psi$ , assuming  $H$  to be known. However, a severe drawback of this Girsanov-based approach is that the entire theory leading to (3.1) breaks down when  $H$  is unknown. Since in reality  $H$  is always unknown, alternatives must be sought.

An alternative is to obtain some good estimator of  $H$  and plug-in its value in (3.1), pretending it to be  $H_0$ . If the estimator is good enough in the sense of at least being consistent, then for large  $T$ , such a plug-in method need not be too unrealistic. When the data arise from a fractional Brownian motion, the literature is concerned with only various types of estimator of  $H$ s, such as the *R/S* estimator (Mandelbrot and Wallis (1969)), Whittle estimator (Whittle (1953)), log-periodogram estimator (Geweke and Porter-Hudak (1983)), to name a few. The Whittle estimator, for instance, is based on maximizing an approximate likelihood of the fractional Brownian motion and has asymptotic consistency and asymptotic normality properties when the data arise from a fractional Brownian motion. However, when the data arise from some *SDE* driven by fractional Brownian motion, theoretical properties of such estimators, asymptotic or otherwise, need not be encouraging. It is thus not clear if a plug-in estimator of  $H$  will work even in empirical studies. In our experience, the aforementioned estimators work only when estimated from the data on fractional Brownian motion, but unfortunately, in the *SDE* context, such data are not available. Simulation studies reported in Filatova *et al.* (2007) first estimate  $H$  from simulated fractional Brownian motion, and then estimate the other parameters given such estimate of  $H$ . In realistic situations this is of course not possible. However, the above estimators, particularly, the Whittle estimator, is expected to work well in fractional *SDE*s where the drift coefficient is close to zero and the diffusion coefficient is close to one, almost surely. Moreover, since the Whittle estimator is computationally cheap, it is likely to have a computational advantage over the general, but computationally intensive methodologies that we propose in this paper.

Kubilius and Mishura (2012) study asymptotic properties of two estimators for fractional *SDE* where  $H \in (1/2, 1)$  and where there are no other parameters, in a fixed-domain asymptotics setup, where the time interval  $[0, T]$  is partitioned uniformly, but  $T$  remains fixed. Brouste and Iacus (2013) consider a special case of fractional *SDE* leading to fractional Ornstein-Uhlenbeck process and investigate asymptotic properties of estimators in the discretized case; however, even in such special scenario, their results for the drift coefficient are obtained only when  $\frac{1}{2} < H < \frac{3}{4}$ . In special cases of fractional *SDE*s when the diffusion function is equal to one, and when the time interval is  $[0, 1]$  or  $[0, \infty)$  with  $H \leq 1/2$ , and when there are no unknown parameters other than  $H$ , Gairing *et al.* (2020) provide two estimators for  $H$ , proving their strong consistency and weak convergence to normality as the discretization becomes more and more fine. Proofs of their results also require separate restrictions for different ranges of  $H$ . Thus, the approaches of Kubilius and Mishura (2012) and Gairing *et al.* (2020) do not seem to be widely applicable in practice. Kubilius *et al.* (2017) consider book-length treatment of parameter estimation under various specific *SDE* models driven by fractional Brownian motion, given various ranges of  $H$ . Asymptotic theories, under suitable assumptions, are also provided. However, an unified estimation theory for general class of models with  $H \in (0, 1)$ , does not seem to have been considered. Besides, the Bayesian counterpart has not been considered at all by these authors.

Using a method based on conic multivariate adaptive regression spline, numerical estimation of  $H$

in fractional *SDEs* when there are no other parameters and when the diffusion coefficient is a constant, is considered by Yerlikaya-Ozkurt *et al.* (2014), but no theoretical investigation has been undertaken.

Our goal in this paper is to develop both classical and Bayesian asymptotic theories for general fractional *SDEs*. We also develop methods that are applicable to practical, non-asymptotic scenarios, and demonstrate their importance with simulation experiments. Because of the futility of (3.1) in realistic situations, we do away entirely with the Girsanov formula, and consider discretization of the *SDE* in question on the domain  $[0, T]$ , so that it consists of  $n$  observations, and establish both classical and Bayesian increasing domain infill asymptotic theory for the model parameters as well as for  $H$ . Details follow.

## 4 Modeled and true likelihoods under the increasing domain infill asymptotics framework

As already mentioned, we fit the data with the form (2.2);  $X$  is to be converted to  $Z$  using (S-8) given parameter  $\theta$  of (2.2). In theory, this requires the continuous trajectory  $\{X_s : s \in [0, t]\}$ , for  $t \in [0, T]$ , but for practical computation we approximate the integral (S-8) numerically using the available discrete trajectory. Below we provide details on the likelihood construction, assuming that data are available at discrete time points.

We consider the discretized version of (2.2) on  $[0, T]$  with step length  $\frac{T}{n}$ . Thus, denoting  $Z_t$  by  $Z_t^\theta$  to indicate its dependence on  $\theta$ , using (S-9) and Euler's discretization scheme, we obtain

$$\begin{aligned} Z_{t_{i+1}}^\theta - Z_{t_i}^\theta &= \int_{t_i}^{t_{i+1}} Q_\theta(s) dw_s^H + M_{t_{i+1}}^H - M_{t_i}^H \\ &\approx Q_\theta(t_i)(w_{t_{i+1}}^H - w_{t_i}^H) + M_{t_{i+1}}^H - M_{t_i}^H \end{aligned} \quad (4.1)$$

where  $t_i = T \frac{i}{n}$  for  $i = 1, \dots, n$  and either  $\frac{n}{T^2} \rightarrow \infty$  or  $\frac{n}{T} \rightarrow \infty$  as both  $T \rightarrow \infty$  and  $n \rightarrow \infty$ .

It is important to clarify that by virtue of (S-8), given  $H$  and any realization  $\tilde{x}$  (data) of  $X$ ,  $Z_{t_i}^\theta$  is given by

$$Z_{t_i}^\theta = \int_0^{t_i} k_H(t_i, s) [C(s, \tilde{x}_s)]^{-1} d\tilde{x}_s, \quad (4.2)$$

which can be approximated by discretizing the above integral. Also, recalling from (S-4) that  $w_t^H = \lambda_H^{-1} t^{2-2H}$ , given  $\theta$  and  $\tilde{x}$ , using chain rule of differentiation,  $Q_\theta(t_i)$  given by (S-7) can be approximated numerically.

We re-write (4.1) as

$$\Delta Z_{t_i}^\theta - Q_\theta(t_i) \Delta w_{t_i}^H = \Delta M_{t_i}^H, \quad (4.3)$$

replacing “ $\approx$ ” in (4.1) with “ $=$ ”. As clarified above, the left hand side of (4.3) is simple to compute, given  $\theta$  and  $\tilde{x}_t$ . The right hand side,  $\Delta M_{t_i}^H$ , are independently distributed as  $N\left(0, v_{M_{t_i}^H}^2\right)$ , the normal distribution with mean zero and variance  $v_{M_{t_i}^H}^2$ , where

$$v_{M_{t_i}^H}^2 = c_2^2 (t_{i+1}^{2-2H} - t_i^{2-2H}). \quad (4.4)$$

The notation  $\Delta M_{t_i}^H$  aptly indicates that the distribution is independent of  $\beta$ . With these clarifications, the likelihood of  $\theta$  can be expressed in terms of the distribution of the right hand side of (4.3). Note that for numerical optimization of the likelihood, or for MCMC purposes, it is necessary to evaluate the likelihood only for “proposed” values of  $\theta$ , which is a simple exercise, since as demonstrated, computation of the left hand side of (4.3) is straightforward.

The true value of  $\theta = (\beta, H)$  is denoted by  $\theta_0 = (\beta_0, H_0)$ . We write the likelihood function in terms of the distribution of  $\Delta M_{t_i}^H = \Delta Z_{t_i}^\theta - Q_\theta(t_i) \Delta w_{t_i}^H$ . Thus, the true likelihood corresponds to  $\Delta M_{t_i}^{H_0} =$

$\Delta Z_{t_i}^{\theta_0} - Q_{\theta_0}(t_i)\Delta w_{t_i}^{H_0}$  and the modeled likelihood is associated with  $\Delta M_{t_i}^H = \Delta Z_{t_i}^{\theta} - Q_{\theta}(t_i)\Delta w_{t_i}^H$ .

Thus, the likelihood given the true parameter  $\theta_0$  is

$$L_{T,n}(\theta_0) = \prod_{i=1}^n \frac{1}{\sqrt{2\pi}v_{M_{t_i}^{H_0}}} \exp \left\{ -\frac{(\Delta M_{t_i}^{H_0})^2}{2(v_{M_{t_i}^{H_0}})^2} \right\} = \prod_{i=1}^n \frac{1}{\sqrt{2\pi}v_{M_{t_i}^{H_0}}} \exp \left\{ -\frac{(\Delta Z_{t_i}^{\theta_0} - Q_{\theta_0}(t_i)\Delta w_{t_i}^{H_0})^2}{2(v_{M_{t_i}^{H_0}})^2} \right\} \quad (4.5)$$

and the modeled likelihood is given by

$$L_{T,n}(\theta) = \prod_{i=1}^n \frac{1}{\sqrt{2\pi}v_{M_{t_i}^H}} \exp \left\{ -\frac{(\Delta M_{t_i}^H)^2}{2(v_{M_{t_i}^H})^2} \right\} = \prod_{i=1}^n \frac{1}{\sqrt{2\pi}v_{M_{t_i}^H}} \exp \left\{ -\frac{(\Delta Z_{t_i}^{\theta} - Q_{\theta}(t_i)\Delta w_{t_i}^H)^2}{2(v_{M_{t_i}^H})^2} \right\}. \quad (4.6)$$

The  $MLE$   $\hat{\theta}_{T,n} = (\hat{\beta}_{T,n}, \hat{H}_{T,n})$  of  $\theta = (\beta, H)$  is the maximizer of (4.6). There is no closed form for the maximizer, however, and numerical techniques must be employed to approximate the  $MLE$  in practice. For general optimization, we prefer the simulated annealing algorithm, as in every iteration of the underlying Metropolis-Hastings algorithm, it can escape the attraction of local modes with positive probability and has elegant convergence theory; see Andrieu *et al.* (2001) for example. We propose new simulated annealing algorithms, Algorithms 10.1 and 11.1 where we replace the Metropolis-Hastings algorithm with the far more efficient Transformation based Markov Chain Monte Carlo (TMCMC) (Dutta and Bhattacharya (2014)). The essence of TMCMC is to update all the parameters by simple deterministic transformations of a single, one-dimensional random variable. This yields extremely fast and efficient simulation algorithms. In practice, it is not difficult to identify a (perhaps large enough) set in which the true maximizer is expected to lie, and hence, the parameter space may be considered compact. In such cases, the underlying TMCMC algorithm is uniformly ergodic, and the simulated annealing algorithm converges in probability to the global maximizer. Algorithms 10.1 and 11.1 yielded excellent results for our simulation studies as well as the real data analyses.

Let us now return to theoretical investigation of the asymptotic properties of the  $MLE$   $\hat{\theta}_{T,n}$ . In what follows, for any two sequences  $\{a_k : k \geq 1\}$  and  $\{b_k : k \geq 1\}$ ,  $a_k \sim b_k$  as  $k \rightarrow \infty$  denotes  $a_k/b_k \rightarrow 1$ , as  $k \rightarrow \infty$ . In other words,  $a_k \sim b_k$  as  $k \rightarrow \infty$  denotes that the sequences  $a_k$  and  $b_k$  are ‘‘asymptotically equivalent’’. Also, ‘‘ $\xrightarrow{a.s.}$ ’’ will denote ‘‘almost sure’’ convergence.

In the context of the definition  $t_i = \frac{T_i}{n}$ , where  $i = 1, \dots, n$ , we shall need to deal with limits of the form  $\lim_{n \rightarrow \infty} \frac{1}{n} \sum_{i=1}^n f(i)$ , or  $\lim_{k \rightarrow \infty} \frac{1}{n_k} \sum_{i=1}^{n_k} f(i)$ , where  $n_k \rightarrow \infty$ , as  $k \rightarrow \infty$ . As shown in Lemma 17, the limits are easy to deal with if an asymptotic form of  $f(i)$ , as  $i \rightarrow \infty$ , can be obtained. However, since  $i = 1, \dots, n$  (or  $n_k$ ), instead of writing  $i \rightarrow \infty$ , we shall denote  $i \rightarrow n$  (or  $i \rightarrow n_k$ ) and  $n \rightarrow \infty$  (or  $k \rightarrow \infty$ ). Here, the asymptotic form of  $f(i)$  as  $i \rightarrow \infty$  will be the same as that of  $f(n)$  (or  $f(n_k)$ ) as  $n \rightarrow \infty$  (or  $k \rightarrow \infty$ ). Thus, in general, when we write  $\lim_{i \rightarrow n; n \rightarrow \infty} f(i)$  (or  $\lim_{i \rightarrow n_k; k \rightarrow \infty} f(i)$ ), we mean  $\lim_{n \rightarrow \infty} f(n)$  (or  $\lim_{k \rightarrow \infty} f(n_k)$ ). The quantities can be similarly defined when we also have  $T \rightarrow \infty$  (or  $T_k \rightarrow \infty$  as  $k \rightarrow \infty$ ).

## 5 Strong consistency of the $MLE$ of $\theta$

**Theorem 1** *Let data  $\tilde{x}$  be generated from  $P_{\theta_0}$  and given  $x$  consider the SDE given by (2.2) for inference. In  $P_{\theta_0}$  and (2.2), assume (H1) and (H2). Also, let  $\Theta = \mathfrak{B} \times [\eta, 1 - \eta]$  be the parameter space for  $\theta = (\beta, H)$ , where  $\eta > 0$  and  $\mathfrak{B}$  is a compact subset of the real line  $\mathbb{R}$ . Further assume that there*

exist real valued continuous functions  $C_1$  and  $C_2$  such that for any  $H \in [\eta, 1 - \eta]$ ,

$$\int_0^1 u^{\frac{1}{2}-H} (1-u)^{\frac{1}{2}-H} \frac{B(t_i u, \tilde{x}_{t_i u})}{C(t_i u, \tilde{x}_{t_i u})} du \rightarrow C_1(H, \tilde{x}),$$

almost surely, as  $i \rightarrow n$ ;  $n \rightarrow \infty$ ;  $T \rightarrow \infty$ ;

$$\frac{d}{dt} \int_0^1 u^{\frac{1}{2}-H} (1-u)^{\frac{1}{2}-H} \frac{B(tu, \tilde{x}_{tu})}{C(tu, \tilde{x}_{tu})} du \Big|_{t=t_i} \rightarrow C_2(H, \tilde{x}),$$

almost surely, as  $i \rightarrow n$ ;  $n \rightarrow \infty$ ;  $T \rightarrow \infty$ ,

and that the convergences (5.1) and (5.2) hold uniformly for  $H \in [\eta, 1 - \eta]$ . Then the MLE of  $\theta = (\beta, H)$  is strongly consistent in the sense that  $\hat{\theta}_{T,n} \rightarrow \theta_0$  almost surely with respect to  $P_{\theta_0}$ , as  $T \rightarrow \infty$ ,  $n \rightarrow \infty$ , such that  $n/T^2 \rightarrow \infty$ .

**Remark 2** It is important to provide examples of functions  $B(t, u)$  and  $C(t, u)$  such that (5.1) and (5.2) hold. Here we provide a few examples in this regard.

(E1)  $B(t, u) = KC(t, u)$  for all  $t$  and  $u$ , where  $K$  is some finite constant.

(E2) For any  $t$ ,  $B(t, u) = K_0 C(t, u)$  if  $u \in (-\infty, r_0]$ ,  $B(t, u) = K_i C(t, u)$  if  $u \in (r_{i-1}, r_i]$  for  $i = 1, \dots, L$  and  $B(t, u) = K_{L+1} C(t, u)$  if  $u \in (r_L, \infty)$ , where  $K_i$ ;  $i = 0, 1, \dots, L + 1$  and  $r_i$ ;  $i = 0, 1, \dots, L$ , are finite constants, with  $L \geq 1$  being some positive integer.

(E3) For sufficiently small  $\epsilon > 0$ ,  $B(t, u)$  and  $C(t, u)$  have different functional forms for  $\epsilon < t \leq T_0$ , for some sufficiently large  $T_0$ , but for  $0 \leq t \leq \epsilon$  and for  $t > T_0$ , the form of (E1) or (E2) holds.

In fact, with (E1), (E2) or (E3), we can replace the assumption  $n/T^2 \rightarrow \infty$  with  $n/T \rightarrow \infty$ , as the following result shows.

**Corollary 3** Let data  $\tilde{x}$  be generated from  $P_{\theta_0}$  and given  $\tilde{x}$  consider the SDE given by (2.2) for inference. In  $P_{\theta_0}$  and (2.2), assume (H1) and (H2). Also assume either of (E1), (E2) and (E3). If  $\Theta = \mathfrak{B} \times [\eta, 1 - \eta]$  is the parameter space for  $\theta = (\beta, H)$ , where  $\eta > 0$  and  $\mathfrak{B}$  is a compact subset of the real line  $\mathbb{R}$ , then  $\hat{\theta}_{T,n} \rightarrow \theta_0$  almost surely with respect to  $P_{\theta_0}$ , as  $T \rightarrow \infty$ ,  $n \rightarrow \infty$ , such that  $n/T \rightarrow \infty$ .

## 6 Asymptotic normality of $\beta$

**Theorem 4** Let data  $\tilde{x}$  be generated from  $P_{\theta_0}$  and given  $\tilde{x}$  consider the SDE given by (2.2) for inference. In  $P_{\theta_0}$  and (2.2), assume (H1) and (H2). Also, let  $\Theta = \mathbb{R} \times [\eta, 1 - \eta]$  be the parameter space for  $\theta = (\beta, H)$ . Further assume that there exist real valued functions  $C_1$  and  $C_2$  such that for any  $H \in [\eta, 1 - \eta]$ , where  $\eta > 0$ , (5.1) and (5.2) hold. Then almost surely with respect to  $P_{\theta_0}$ ,

$$\frac{T^{2-\hat{H}_{T,n}}}{|a_{\hat{H}_{T,n}}|} \left( \hat{\beta}_{T,n} - \beta_0 \right) \rightarrow \tilde{Z} \sim N(0, 1), \text{ as } T \rightarrow \infty; n \rightarrow \infty; \frac{n}{T^2} \rightarrow \infty.$$

where, for any  $H \in [\eta, 1 - \eta]$ ,  $a_H = \frac{k_H c_H}{2HC_2(H, \tilde{x})}$ .

As in the case for consistency, either of the assumptions (E1), (E2) or (E3), allows replacement of  $T^{2-\hat{H}_{T,n}}$  in the asymptotic normality of Theorem 4 with  $T^{1-\hat{H}_{T,n}}$ , which is associated with  $n/T \rightarrow \infty$  instead of  $n/T^2 \rightarrow \infty$  associated with the former rate.

**Theorem 5** Let data  $\tilde{x}$  be generated from  $P_{\theta_0}$  and given  $\tilde{x}$  consider the SDE given by (2.2) for inference. In  $P_{\theta_0}$  and (2.2), assume (H1) and (H2). Also, let  $\Theta = \mathbb{R} \times [\eta, 1 - \eta]$  be the parameter space for



$\theta = (\beta, H)$ , where  $\eta > 0$ . Further assume either of (E1), (E2) or (E3). Then almost surely with respect to  $P_{\theta_0}$ ,

$$\frac{T^{1-\hat{H}_{T,n}}}{|\alpha_{\hat{H}_{T,n}}|} \left( \hat{\beta}_{T,n} - \beta_0 \right) \rightarrow \tilde{Z} \sim N(0, 1), \text{ as } T \rightarrow \infty; n \rightarrow \infty; \frac{n}{T} \rightarrow \infty.$$

where, for any  $H \in [\eta, 1 - \eta]$ ,  $\alpha_H = \frac{k_H c_H}{4H(1-H)C_1(H)}$ .

**Remark 6** It is worth noting that Theorems 4 and 5 show that for asymptotic normality of  $\beta$ , the parameter space is no longer needed to be compact, unlike Theorems 1 and 3. Here the entire real line is allowed for  $\beta$ . These theorems also ensure that  $\hat{\beta}_{T,n} \xrightarrow{\text{a.s.}} \beta_0$ .

## 7 Inconsistency of the MLE of $\beta$ when the estimator of $H$ is inconsistent

Remark 6 shows that consistency of  $\hat{\beta}_{T,n}$  continues to hold even without the assumption that  $\mathfrak{B}$  is compact. However, if  $H$  is estimated with an inconsistent estimator, say,  $H_{T,n}^*$  which does not converge to  $H_0$ , then even consistency does not hold for the MLE of  $\beta$  for  $\mathfrak{B}$  either compact or non-compact. Theorems 7 and 8 formalize this in the situations with and without assumption of either (E1), (E2), (E3). Notably, the results hold simply as  $T \rightarrow \infty$  and  $n \rightarrow \infty$ , irrespective of whether or not  $n$  grows faster than  $T$ .

**Theorem 7** Let data  $\tilde{x}$  be generated from  $P_{\theta_0}$  and given  $\tilde{x}$  consider the SDE given by (2.2) for inference. In  $P_{\theta_0}$  and (2.2), assume (H1) and (H2). Also, let  $\Theta = \mathbb{R} \times [\eta, 1 - \eta]$  be the parameter space for  $\theta = (\beta, H)$ . Further assume that there exist real valued functions  $C_1$  and  $C_2$  such that for any  $H \in [\eta, 1 - \eta]$ , where  $\eta > 0$ , (5.1) and (5.2) hold. For each  $T > 0$  and  $n \geq 1$ , let  $H$  be estimated by  $H_{T,n}^*$ , where  $H_{T,n}^* \xrightarrow{\text{a.s.}} \tilde{H}$  with respect to  $P_{\theta_0}$ , with  $\tilde{H} \neq H_0$ . Then with respect to  $P_{\theta_0}$ , the MLE of  $\beta$  is almost surely an inconsistent estimator of  $\beta_0$ , for  $\mathfrak{B}$  either compact or non-compact.

**Theorem 8** Let data  $\tilde{x}$  be generated from  $P_{\theta_0}$  and given  $\tilde{x}$  consider the SDE given by (2.2) for inference. In  $P_{\theta_0}$  and (2.2), assume (H1) and (H2). Also, let  $\Theta = \mathbb{R} \times [\eta, 1 - \eta]$  be the parameter space for  $\theta = (\beta, H)$ . Further assume either of (E1), (E2) or (E3). For each  $T > 0$  and  $n \geq 1$ , let  $H$  be estimated by  $H_{T,n}^*$ , where  $H_{T,n}^* \xrightarrow{\text{a.s.}} \tilde{H}$  with respect to  $P_{\theta_0}$ , with  $\tilde{H} \neq H_0$ . Then the MLE of  $\beta$  is almost surely an inconsistent estimator of  $\beta_0$ , for  $\mathfrak{B}$  either compact or non-compact.

**Remark 9** Theorems 7 and 8 show that if the estimator of  $H$  is inconsistent, then this induces inconsistency in the MLE of  $\beta$ . Thus, these results caution against simple-minded usage of estimators of  $H$  that lack theoretical validation of consistency. Hence, the heuristic estimators of  $H$ , discussed in Section 3 need not be automatic choices, as generally treated by practitioners. Since we showed strong consistency of the MLE of  $H$  in Theorems 1 and 3, we recommend MLE as the appropriate estimator of  $H$ .

## 8 Bayesian posterior consistency

For Bayesian inference on  $\theta$ , with respect to any given prior density  $\pi(\theta)$  (with respect to the Lebesgue measure on the parameter space  $\Theta$ ) for  $\theta$ , it is required to obtain the posterior distribution of  $\theta$ , given the data  $\tilde{x}_{t_i}; i = 1, \dots, n$ . In our case, the posterior density with respect to the Lebesgue measure, which we denote, slightly abusing notation, by  $\pi(\theta | \tilde{x}_{t_i}; i = 1, \dots, n)$ , is of the form

$$\pi(\theta | \tilde{x}_{t_i}; i = 1, \dots, n) \propto \pi(\theta) L_{T,n}(\theta), \quad (8.1)$$

where  $L_{T,n}(\theta)$  is given by (4.6). The above posterior of  $\theta$  does not admit any closed form, and hence, for practical purposes, sampling-based inference is recommended. Since even direct sampling from

the posterior is difficult, sampling based on Markov Chain Monte Carlo (MCMC) methods may be considered. Algorithm 10.2 of the supplement is an efficient TMCMC algorithm in this regard, that suits our purpose, providing reliable Bayesian inference, as all our simulation experiments and real data analyses vindicate.

From the asymptotic standpoint, assuming that the data  $x$  is generated from  $P_{\theta_0}$  and that  $\tilde{x}_{t_i}; i = 1, \dots, n$  is a discretized version of  $\tilde{x}$ , we can expect that the posterior (8.1) concentrates more and more around  $\theta_0$ , as both  $n$  and  $T$  increases, with  $n$  growing at a faster rate than  $T$ . If this holds in some precise sense, the posterior (8.1) is said to be consistent at  $\theta_0$ . In this section, we formally investigate posterior consistency.

For any set  $A$  in the Borel sigma-algebra of the parameter space  $\Theta$ , let  $I_A(\theta) = 1$  if  $\theta \in A$  and 0, otherwise.

**Theorem 10** *Let data  $\tilde{x}$  be generated from  $P_{\theta_0}$  and given  $\tilde{x}$  consider the SDE given by (2.2) for inference. In  $P_{\theta_0}$  and (2.2), assume (H1) and (H2). Also, let  $\Theta = \mathbb{R} \times [\eta, 1 - \eta]$  be the parameter space for  $\theta = (\beta, H)$ , where  $\eta > 0$ . Further assume (5.1) and (5.2). Then the posterior distribution of  $\theta = (\beta, H)$  is strongly consistent in the sense that for any prior on  $\Theta$  that includes the true value  $\theta_0$  in its support,  $\pi(\theta \in A | \tilde{x}_{t_i}; i = 1, \dots, n) \xrightarrow{a.s.} I_A(\theta_0)$  with respect to  $P_{\theta_0}$ , as  $T \rightarrow \infty$ ,  $n \rightarrow \infty$ , such that  $n/T^2 \rightarrow \infty$ , for any set  $A$  in the Borel sigma-algebra of  $\Theta$ .*

Under (E1), (E2) or (E3), the following holds for  $n/T \rightarrow \infty$ , as to be expected.

**Theorem 11** *Let data  $\tilde{x}$  be generated from  $P_{\theta_0}$  and given  $\tilde{x}$  consider the SDE given by (2.2) for inference. In  $P_{\theta_0}$  and (2.2), assume (H1) and (H2). Also assume either of (E1), (E2) and (E3). If  $\Theta = \mathbb{R} \times [\eta, 1 - \eta]$  is the parameter space for  $\theta = (\beta, H)$ , where  $\eta > 0$ , then the posterior distribution of  $\theta = (\beta, H)$  is strongly consistent in the sense that for any prior on  $\Theta$  that includes the true value  $\theta_0$  in its support,  $\pi(\theta \in A | \tilde{x}_{t_i}; i = 1, \dots, n) \xrightarrow{a.s.} I_A(\theta_0)$  with respect to  $P_{\theta_0}$ , as  $T \rightarrow \infty$ ,  $n \rightarrow \infty$ , such that  $n/T \rightarrow \infty$ , for any set  $A$  in the Borel sigma-algebra of  $\Theta$ .*

Note that although Doob's theorem ensures consistency of the posterior distributions, it does not specify which neighborhoods the posteriors concentrate on. The theorems below show the type of neighborhoods where the posterior of  $\beta$ , given  $H = \hat{H}_{T,n}$ , concentrates on.

**Theorem 12** *Let data  $\tilde{x}$  be generated from  $P_{\theta_0}$  and given  $\tilde{x}$  consider the SDE given by (2.2) for inference. In  $P_{\theta_0}$  and (2.2), assume (H1) and (H2). Further assume (5.1) and (5.2). Let  $N_0$  be any neighborhood of  $\beta_0$  containing  $C_\epsilon = \{\beta : (\beta - \beta_0)^2 g(H_0) < \epsilon\}$ , for any  $\epsilon > 0$ , where, for any  $H \in [\eta, 1 - \eta]$ ,  $g(H) = \frac{4H^2}{c_H^2} \times \{k_H^{-1} C_2(H, \tilde{x})\}^2$ . Let  $\pi(\beta)$  be any Lebesgue-dominated prior for  $\beta$  that satisfies  $\pi(C_\epsilon) > 0$ , for any  $\epsilon > 0$ . Then, the posterior distribution of  $\beta \in \mathbb{R}$  given  $H = \hat{H}_{T,n}$  satisfies*

$$\pi\left(\beta \in N_0 | H = \hat{H}_{T,n}, \tilde{x}_{t_i}; i = 1, \dots, n\right) \xrightarrow{a.s.} 1,$$

with respect to  $P_{\theta_0}$ , as  $T \rightarrow \infty$ ,  $n \rightarrow \infty$ , such that  $n/T^2 \rightarrow \infty$ .

We now consider the case  $n/T \rightarrow \infty$ ; the result is summarized below as Theorem 13.

**Theorem 13** *Let data  $\tilde{x}$  be generated from  $P_{\theta_0}$  and given  $\tilde{x}$  consider the SDE given by (2.2) for inference. In  $P_{\theta_0}$  and (2.2), assume (H1) and (H2). Further assume either (E1), (E2) or (E3). Let  $N_0$  be any neighborhood of  $\beta_0$  containing  $C_\epsilon = \{\beta : (\beta - \beta_0)^2 g(H_0) < \epsilon\}$ , for any  $\epsilon > 0$ , where, for any  $H \in [\eta, 1 - \eta]$ ,  $g(H) = \frac{4H^2}{c_H^2} \times \{k_H^{-1} (2 - 2H) C_1(H)\}^2$ . Let  $\pi(\beta)$  be any Lebesgue-dominated prior for  $\beta$  that satisfies  $\pi(C_\epsilon) > 0$ , for any  $\epsilon > 0$ . Then, the posterior distribution of  $\beta \in \mathbb{R}$  given  $H = \hat{H}_{T,n}$  satisfies  $\pi\left(\beta \in N_0 | H = \hat{H}_{T,n}, \tilde{x}_{t_i}; i = 1, \dots, n\right) \xrightarrow{a.s.} 1$  with respect to  $P_{\theta_0}$ , as  $T \rightarrow \infty$ ,  $n \rightarrow \infty$ , such that  $n/T \rightarrow \infty$ .*

## 9 Asymptotic posterior normality

For asymptotic posterior normality of  $\beta$  given  $H = \hat{H}_{T,n}$ , we make use of Theorem 7.89 of Schervish (1995). In Section S-15, we state the general setup, regularity conditions referred to as (1) – (6), and the main result presented in Schervish (1995). It is worth noting that the setup, conditions and the result are not established for the purpose of increasing domain infill asymptotics as in our setup, namely,  $T \rightarrow \infty$ ,  $n \rightarrow \infty$  such that  $n/T^2 \rightarrow \infty$  or  $n/T \rightarrow \infty$ . Nevertheless, our setup can be adapted to that of Schervish (1995), which continues to hold even in the increasing domain infill asymptotics situation.

### 9.1 Asymptotic posterior normality for fractional SDE

In our case of increasing domain infill asymptotics when  $n/T^2 \rightarrow \infty$ , we obtain the following result using the result in Schervish (1995):

**Theorem 14** *Let data  $\tilde{x}$  be generated from  $P_{\theta_0}$  and given  $\tilde{x}$  consider the SDE given by (2.2) for inference. In  $P_{\theta_0}$  and (2.2), assume (H1) and (H2). Further assume (5.1) and (5.2). Let  $\Psi_{T,n} = \frac{T^{2-\hat{H}_{T,n}}}{|a_{\hat{H}_{T,n}}|} (\beta - \beta_0)$ , where, for any  $H \in [\eta, 1 - \eta]$ , and*

$$a_H = \frac{c_H k_H}{2HC_2(H, \tilde{x})}. \quad (9.1)$$

*Let  $\pi_{T,n}$  denote the posterior distribution of  $\Psi_{T,n}$  given  $\tilde{x}_{t_i}; i = 1, \dots, n$ , and  $H = \hat{H}_{T,n}$ , with respect to any Lebesgue-dominated prior. Then for each compact subset  $B$  of  $\mathbb{R}$  and each  $\epsilon > 0$ , the following holds:*

$$\lim_{T \rightarrow \infty, n \rightarrow \infty, \frac{n}{T^2} \rightarrow \infty} P_{\theta_0} \left( \sup_{\psi \in B} |\pi_{T,n}(\psi) - \phi(\psi)| > \epsilon \right) = 0.$$

where  $\phi(\cdot)$  denotes the density of the one-dimensional standard normal distribution.

The following theorem is regarding asymptotic posterior normality under either of (E1), (E2) and (E3), which allows  $n/T \rightarrow \infty$ , instead of  $n/T^2 \rightarrow \infty$ , as before.

**Theorem 15** *Let data  $\tilde{x}$  be generated from  $P_{\theta_0}$  and given  $\tilde{x}$  consider the SDE given by (2.2) for inference. In  $P_{\theta_0}$  and (2.2), assume (H1) and (H2). Further assume either of (E1), (E2) and (E3). Let  $\Psi_{T,n} = \frac{T^{1-\hat{H}_{T,n}}}{|\alpha_{\hat{H}_{T,n}}|} (\beta - \beta_0)$ , where, for any  $H \in [\eta, 1 - \eta]$ , and*

$$\alpha_H = \frac{c_H k_H}{4H(1-H)C_1(H)}.$$

*Let  $\pi_{T,n}$  denote the posterior distribution of  $\Psi_{T,n}$  given  $\tilde{x}_{t_i}; i = 1, \dots, n$ , and  $H = \hat{H}_{T,n}$ , with respect to any Lebesgue-dominated prior. Then for each compact subset  $B$  of  $\mathbb{R}$  and each  $\epsilon > 0$ , the following holds:*

$$\lim_{T \rightarrow \infty, n \rightarrow \infty, \frac{n}{T} \rightarrow \infty} P_{\theta_0} \left( \sup_{\psi \in B} |\pi_{T,n}(\psi) - \phi(\psi)| > \epsilon \right) = 0.$$

where  $\phi(\cdot)$  denotes the density of the one-dimensional standard normal distribution.

## 10 Simulation study

We perform simulation experiments by generating data from a specific fractional SDE as follows:

$$d\tilde{X}_t = \beta(1 - \tilde{X}_t)dt + (1 - \tilde{X}_t)d\tilde{W}_t^H. \quad (10.1)$$

For simulating data from *SDE* of the general form (2.1), fixing  $\beta = \beta_0$  and  $H = H_0$ , we consider  $\tilde{X}_0 = \tilde{x}_0$ , where  $\tilde{x}_0$  is any fixed, non-random quantity, and with  $t_i = \frac{Ti}{n}$ ;  $i = 0, 1, \dots, n$ , set  $\tilde{X}_{t_{i+1}} - \tilde{X}_{t_i} = \beta B(t_i, \tilde{X}_{t_i})(t_{i+1} - t_i) + C(t_i, \tilde{X}_{t_i})(\tilde{W}_{t_{i+1}}^H - \tilde{W}_{t_i}^H)$ , for  $i = 0, 1, \dots, n$ . Since independently, the increments  $\tilde{W}_{t_{i+1}}^H - \tilde{W}_{t_i}^H \sim N(0, (t_{i+1} - t_i)^{2H})$ , we first simulate these increments, which we then plug in the above discretization to obtain  $\tilde{x}_{t_i}$ ;  $i = 1, \dots, n$ . Once the data is so generated, we fit *SDE* of the form (2.2) to the data.

We fix  $T = 5$ ,  $n = 100$  for our experiments, so that the non-asymptotic flavour can be retained. We conduct simulation experiments in both classical and Bayesian setups, detailed in Sections 10.1 and 10.2, respectively.

## 10.1 Simulation study in the classical setup

We perform simulated annealing aided by transformation based Markov chain Monte Carlo (TMCMC) (Dutta and Bhattacharya (2014)) to obtain the *MLE* of  $\theta = (\beta, H)$ . We provide our algorithm as Algorithm 10.1, where we use the additive transformation.

---

### Algorithm 10.1 Simulated annealing aided by additive TMCMC

---

(1) Begin with an initial value  $\theta^0 = (\beta^{(0)}, H^{(0)})$ .

(2) For  $t = 1, \dots, N$ , do the following:

(i) Generate  $\varepsilon \sim N(0, 1)$ ,  $b_j \stackrel{iid}{\sim} U(\{-1, 1\})$  for  $j = 1, 2$ , and set  $\tilde{\beta} = \beta^{(t-1)} + b_1 a_1 |\varepsilon|$  and  $\tilde{H} = H^{(t-1)} + b_2 a_2 |\varepsilon|$ . Let  $\tilde{\theta} = (\tilde{\beta}, \tilde{H})$ .

(ii) Evaluate

$$\alpha = \min \left\{ 1, \exp \left\{ \frac{\ell_{T,n}(\tilde{\theta}) - \ell_{T,n}(\theta^{(t-1)})}{\tau_t} \right\} I_{(0,1)}(\tilde{H}) \right\},$$

where  $\tau_t = \frac{1}{\log(\log(\log(t)))}$  when  $t \geq 3$  and  $t^{-1}$  otherwise. In the above,  $I_{(0,1)}(\tilde{H}) = 1$  if  $\tilde{H} \in (0, 1)$  and zero otherwise.

(iii) Set  $\theta^{(t)} = \tilde{\theta}$  with probability  $\alpha$ , else set  $\theta^{(t)} = \theta^{(t-1)}$ .

(3) From the sample  $\{\theta^{(j)}; j = 0, 1, \dots, N\}$ , set  $\hat{\theta}_{T,n} = \theta^{(j^*)}$  where  $\theta^{(j^*)} = \arg \max_{j=0,1,\dots,N} \ell_{T,n}(\theta^{(j)})$ .

---

For our experiments, setting  $N = 20000$  and  $a_1 = a_2 = 0.0001$  produced *MLEs* that are reasonably close to the true values. For the initial value  $\theta^{(0)}$ , we conduct a grid search on a grid consisting of equispaced values of  $\beta$  and  $H$ ; the maximizer of the log-likelihood on the grid is taken as  $\theta^{(0)}$ .

It is also important to obtain the distribution of the *MLE* so that desired confidence intervals can be obtained. For  $\hat{\beta}_{T,n}$ , at least asymptotic normality is provided by Theorem 5 of MB, but for  $\hat{H}_{T,n}$  even asymptotic normality is not available. In any case, it is important to provide the distribution of the *MLE* for any sample size. We numerically approximate the distribution by generating 1000 data samples from the *SDE* (10.1) and then computing the *MLE* of  $\theta$  in each case using Algorithm (10.1). The results of our experiments are tabulated in Table 10.1. The 95% confidence intervals (*CI*s) are obtained by setting the lower and upper ends to be the 2.5% and 97.5% quantiles obtained from the 1000 realizations of the *MLEs*. Note that most of the *MLEs*  $\hat{H}_{T,n}$  and  $\hat{\beta}_{T,n}$  are reasonably close to the true values  $H_0$  and  $\beta_0$ , respectively. Also, most of the 95% *CI*s contain the true values. In the third case, where  $H_0 = 0.3$  and  $\beta_0 = -1$ , the 95% *CI* of  $H$  marginally misses  $H_0$ , and that of  $\beta$  misses  $\beta_0$  by a larger margin. In cases 8 and 9, where  $(H_0, \beta_0) = (0.8, -1.5)$  and  $(0.9, 1.4)$ , respectively, the variabilities of the distribution of  $\hat{H}_{T,n}$  seem to be too small to include the true value. These apparent failures demonstrate the inadequacy

Table 10.1: Results of our simulation study in the classical setup.

$H_0$	$\hat{H}_{T,n}$	95% CI	$\beta_0$	$\hat{\beta}_{T,n}$	95% CI
0.1	0.095	[0.086,0.116]	1.0	0.899	[0.773,1.035]
0.2	0.191	[0.101,0.262]	0.3	0.290	[0.145,0.360]
0.3	0.289	[0.232,0.296]	-1.0	-0.901	[-0.933,-0.725]
0.4	0.391	[0.315,0.452]	-0.5	-0.490	[-0.562,-0.374]
0.5	0.489	[0.454,0.547]	0.7	0.689	[0.620,0.792]
0.6	0.590	[0.583,0.600]	-1.2	-1.191	[-1.225,-1.190]
0.7	0.675	[0.674,0.686]	1.7	1.695	[1.691,1.730]
0.8	0.773	[0.763,0.777]	-1.5	-1.522	[-1.538,-1.494]
0.9	0.856	[0.851,0.865]	1.4	1.415	[1.396,1.439]

of the small size (1000) of the number of realizations from the distribution of the *MLEs*. However, obtaining even 1000 realizations implemented in the *R* software, takes about 5 hours and 40 minutes on our ordinary laptop, precluding accurate evaluation of the distributions of the *MLEs*. Moreover, the choices of  $a_1 = a_2 = 0.0001$  need not be adequate for all the 1000 samples and for all the nine cases shown in Table 10.1. This problem of missing the true value from the desired confidence intervals can be avoided in the Bayesian setup, as we shall demonstrate in Section 10.2.

## 10.2 Simulation study in the Bayesian setup

For the Bayesian investigation we focus on the same cases as shown in Table 10.1, and analyze the same datasets for valid comparison between the classical and Bayesian paradigms.

In the Bayesian setup, we first reparameterize  $H$  as  $H = \exp(\nu)/(1 + \exp(\nu))$ , where we assume *a priori* that  $\nu \sim N(\nu_{T,n}, \sigma_\nu^2)$ . We set  $\nu_{T,n} = \log\left(\frac{\hat{H}_{T,n}}{1 - \hat{H}_{T,n}}\right)$  and  $\sigma_\nu = 0.2$  for the first seven cases and 0.02 for the last two cases. We also assume *a priori* that  $\beta \sim N(\hat{\beta}_{T,n}, \sigma_\beta^2)$ , where  $\sigma_\beta = 0.1$  in the first seven cases and 0.01 in the last two cases. These choices quantify the prior belief that the true value  $\theta_0$  is located around the *MLE*  $\hat{\theta}_{T,n}$ . We considered a larger variance for  $H$  so that it has lesser risk of missing the true value compared to that for  $\beta$ . Indeed, Table 10.1 for the classical paradigm demonstrates that without any prior,  $H$  is more at risk of missing the true values compared to  $\beta$ . In the Bayesian setup we exploited this wisdom gained in the form of the priors to counter the problem of omitting the true values. For cases 8 and 9, we set much smaller prior variances, so that even in these extreme cases the posteriors have less propensity to concentrate around less extreme values. Note that even though this is a simulation study where the true values are known which makes it easy to set the prior variances as explained, in reality the *MLE* is expected to be close to the truth, and hence even in practice, such prior variances are easy to envisage. It is also important to remark that a *Beta* prior on  $H$  seems to be natural, but it does not have the flexibilities of setting the mean and variance as desired, compared to our normal prior distribution.

For Bayesian inference, we propose an additive TMCMC algorithm, enriched with the provision for further enhancement of mixing properties. The details are provided as Algorithm 10.2.

---

### Algorithm 10.2 TMCMC for SDE driven by fractional Brownian motion

---

(1) Begin with an initial value  $\theta^0 = (\beta^{(0)}, \nu^{(0)})$ ; set  $H^{(0)} = \exp(\nu^{(0)})/(1 + \exp(\nu^{(0)}))$ .

(2) For  $t = 1, \dots, N$ , do the following:

(i) Generate  $\varepsilon_1 \sim N(0, 1)$ ,  $b_j \stackrel{iid}{\sim} U(\{-1, 1\})$  for  $j = 1, 2$ , and set  $\tilde{\beta} = \beta^{(t-1)} + b_1 a_1 |\varepsilon_1|$  and  $\tilde{\nu} = \nu^{(t-1)} + b_2 a_2 |\varepsilon_1|$ . Let  $\tilde{\theta} = (\tilde{\beta}, \tilde{H})$ , where  $\tilde{H} = \exp(\tilde{\nu})/(1 + \exp(\tilde{\nu}))$ .

(ii) Evaluate

$$\alpha_1 = \min \left\{ 1, \exp \left\{ \ell_{T,n} \left( \tilde{\boldsymbol{\theta}} \right) - \ell_{T,n} \left( \boldsymbol{\theta}^{(t-1)} \right) \right\} \right\}.$$

(iii) Set  $\boldsymbol{\theta}^{(t)} = \tilde{\boldsymbol{\theta}}$  with probability  $\alpha_1$ , else set  $\boldsymbol{\theta}^{(t)} = \boldsymbol{\theta}^{(t-1)}$ .

(iv) Generate  $\varepsilon_2 \sim N(0, 1)$  and  $U \sim U(0, 1)$ . If  $U < 1/2$ , create  $\beta^* = \beta^{(t)} + a_1|\varepsilon_2|$  and  $H^* = \exp(\nu^*)/(1 + \exp(\nu^*))$ , where  $\nu^* = \nu^{(t)} + b_2 a_2 |\varepsilon_2|$ . Else, set  $\beta^* = \beta^{(t)} - a_1|\varepsilon_2|$  and  $H^* = \exp(\nu^*)/(1 + \exp(\nu^*))$ , where  $\nu^* = \nu^{(t)} - a_2|\varepsilon_2|$ . Let  $\boldsymbol{\theta}^* = (\beta^*, H^*)$ .

(v) Evaluate

$$\alpha_2 = \min \left\{ 1, \exp \left\{ \ell_{T,n} \left( \boldsymbol{\theta}^* \right) - \ell_{T,n} \left( \boldsymbol{\theta}^{(t)} \right) \right\} \right\}.$$

(vi) With probability  $\alpha_2$  accept  $\boldsymbol{\theta}^*$ , else remain at  $\boldsymbol{\theta}^{(t)}$ . Abusing notation, let us continue to denote either  $\boldsymbol{\theta}^*$  or  $\boldsymbol{\theta}^{(t)}$  as  $\boldsymbol{\theta}^{(t)}$ , to be understood as the final value of each iteration.

(3) Store the realizations  $\left\{ \boldsymbol{\theta}^{(t)}; t = 0, 1, \dots, N \right\}$  for Bayesian inference.

Note that steps (2) (iv) – (2) (vi) is actually not required for convergence of TMCMC but often has the important advantage of improving mixing properties of the underlying Markov chain. See Liu and Sabatti (2000) and the supplement of Dutta and Bhattacharya (2014) for details.

In our implementation of Algorithm 10.2, we choose  $N = 5 \times 10^5$  for all the nine cases. Also, we set  $a_1 = a_2 = 0.05$  for all the cases except cases 2 and 7, where we set  $a_1 = a_2 = 0.01$  and  $a_1 = a_2 = 1$ , respectively. The initial values are set to the *MLEs*. We discard the first 1000 TMCMC iterations as burn-in in all the cases and make our Bayesian inference based on the remaining iterations. Our implementation of Algorithm 10.2 yielded excellent mixing properties in all the cases, which is evident from the trace plots shown in Figures 10.1, 10.2 and 10.3 after discarding the first 1000 iterations and subsequently plotting thinned samples (one in every 50 TMCMC realizations) to reduce file size. Our implementation of Algorithm 10.2 in the *R* software takes about 13 minutes on our ordinary laptop to generate  $5 \times 10^5$  TMCMC realizations.

Table 10.2 summarizes the results of our Bayesian analyses for cases 1–9. Note that in contrast to

Table 10.2: Results of our simulation study in the Bayesian setup. Here  $\hat{H}_{T,n}^B$  and  $\hat{\beta}_{T,n}^B$  denote the posterior expectations of  $H$  and  $\beta$ , and 95% *BCI* stands for 95% Bayesian credible intervals.

$H_0$	$\hat{H}_{T,n}^B$	95% <i>BCI</i>	$\beta_0$	$\hat{\beta}_{T,n}^B$	95% <i>BCI</i>
0.1	0.106	[0.097,0.116]	1.0	0.953	[0.870,1.036]
0.2	0.212	[0.174,0.252]	0.3	0.300	[0.246,0.356]
0.3	0.302	[0.274,0.329]	-1.0	-0.942	[-1.032,-0.851]
0.4	0.419	[0.364,0.470]	-0.5	-0.506	[-0.582,-0.428]
0.5	0.469	[0.426,0.509]	0.7	0.654	[0.579,0.727]
0.6	0.620	[0.593,0.643]	-1.2	-1.290	[-1.370,-1.205]
0.7	0.681	[0.661,0.700]	1.7	1.724	[1.640,1.806]
0.8	0.802	[0.798,0.805]	-1.5	-1.495	[-1.511,-1.479]
0.9	0.901	[0.899,0.902]	1.4	1.408	[1.396,1.420]

Table 10.1, the true values of  $H$  and  $\beta$  are contained in the 95% Bayesian credible intervals (*BCIs*) in all the cases. Moreover, the lengths of such intervals are generally substantially shorter than their classical counterpart, as shown in Table 10.1. Indeed, the 95% *BCI* for  $H$  are shorter than the corresponding classical 95% *CI* in all the cases, and for  $\beta$ , the 95% *BCI* are shorter than the corresponding 95% *CI* in all the cases except only cases 6 and 7. The average lengths of the 95% *BCI* and 95% *CI* for  $H$  are 0.049 and 0.060, respectively, and for  $\beta$ , the lengths are 0.127 and 0.134, respectively.

In other words, our simulation experiments vouch for the Bayesian framework for analysing *SDEs* driven by fractional Brownian motion using the priors and the TMCMC algorithm that we propose.

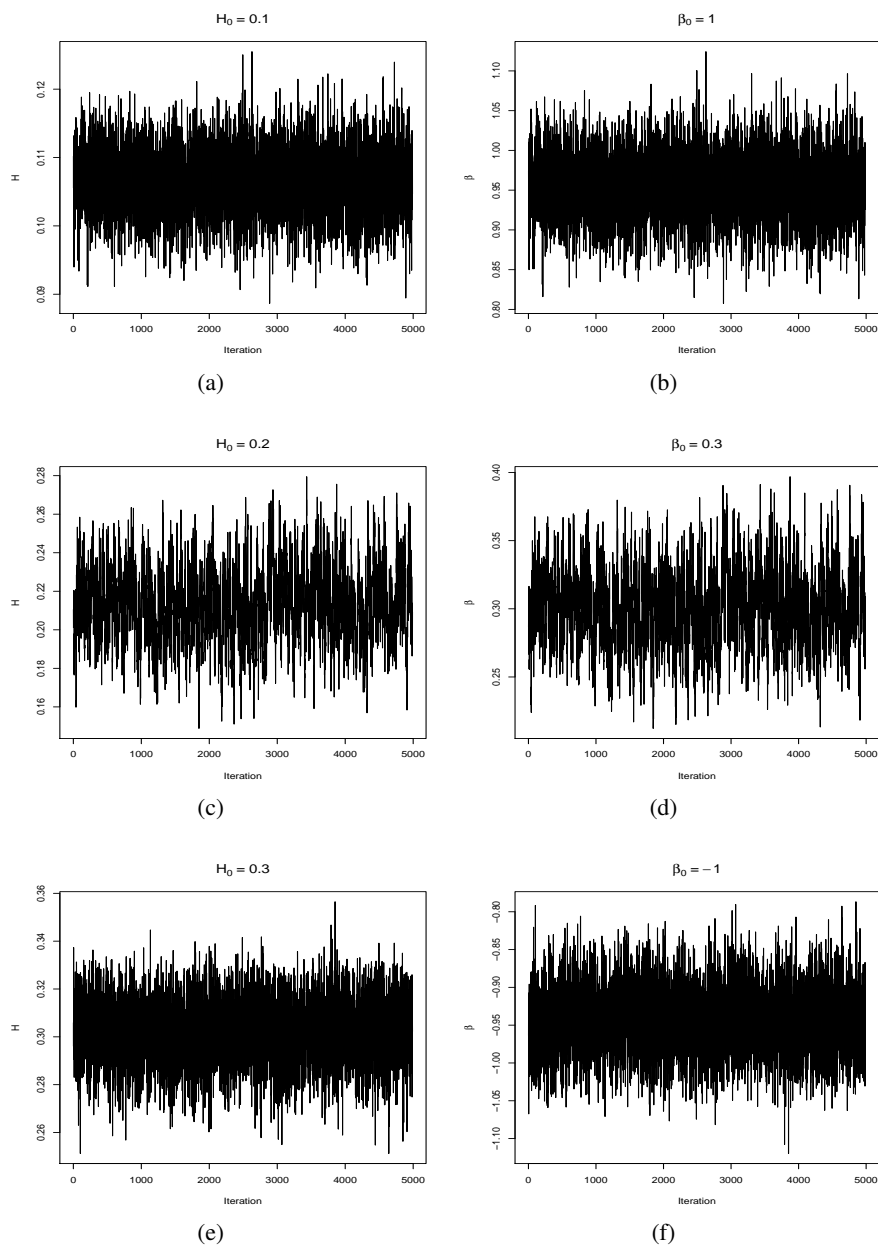


Figure 10.1: TCMCMC trace plots of  $H$  and  $\beta$ .

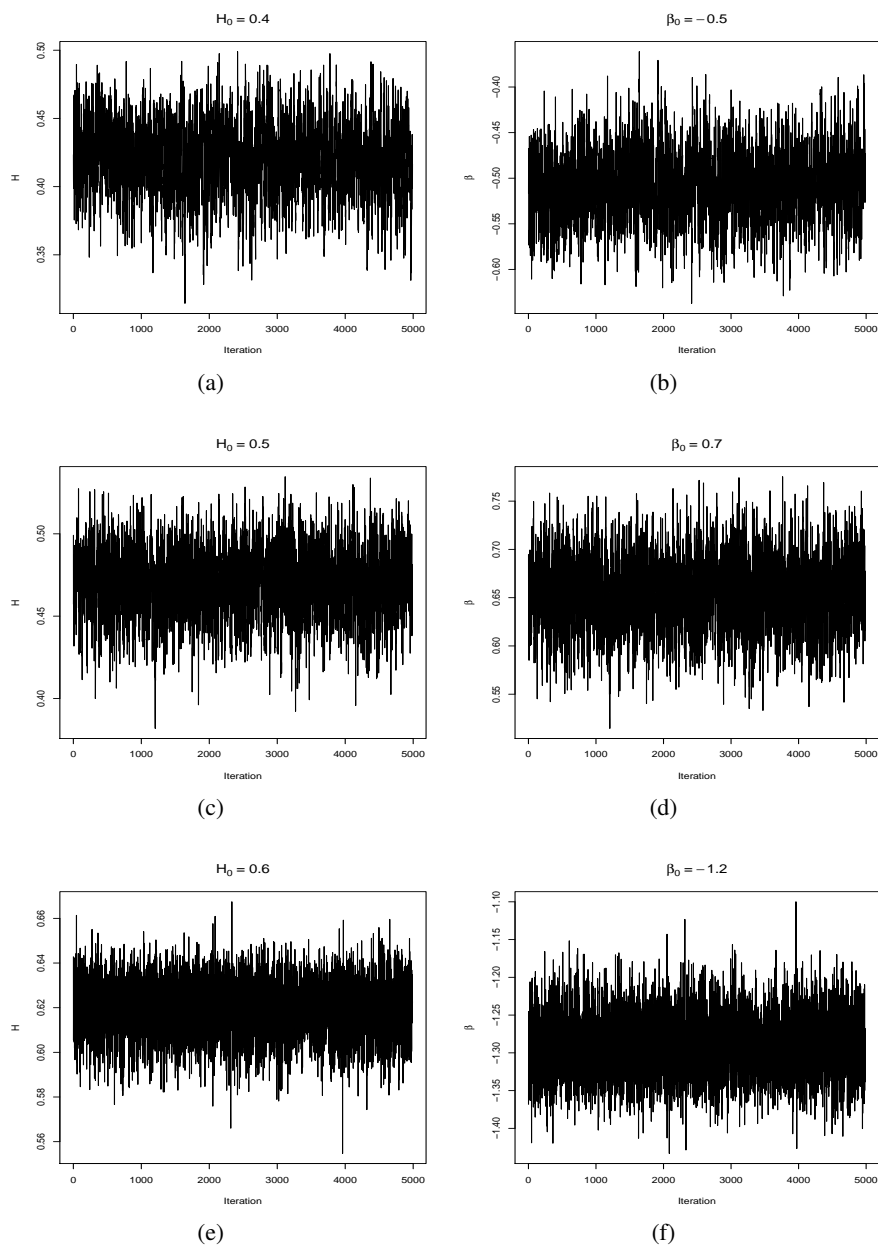


Figure 10.2: TCMCMC trace plots of  $H$  and  $\beta$ .



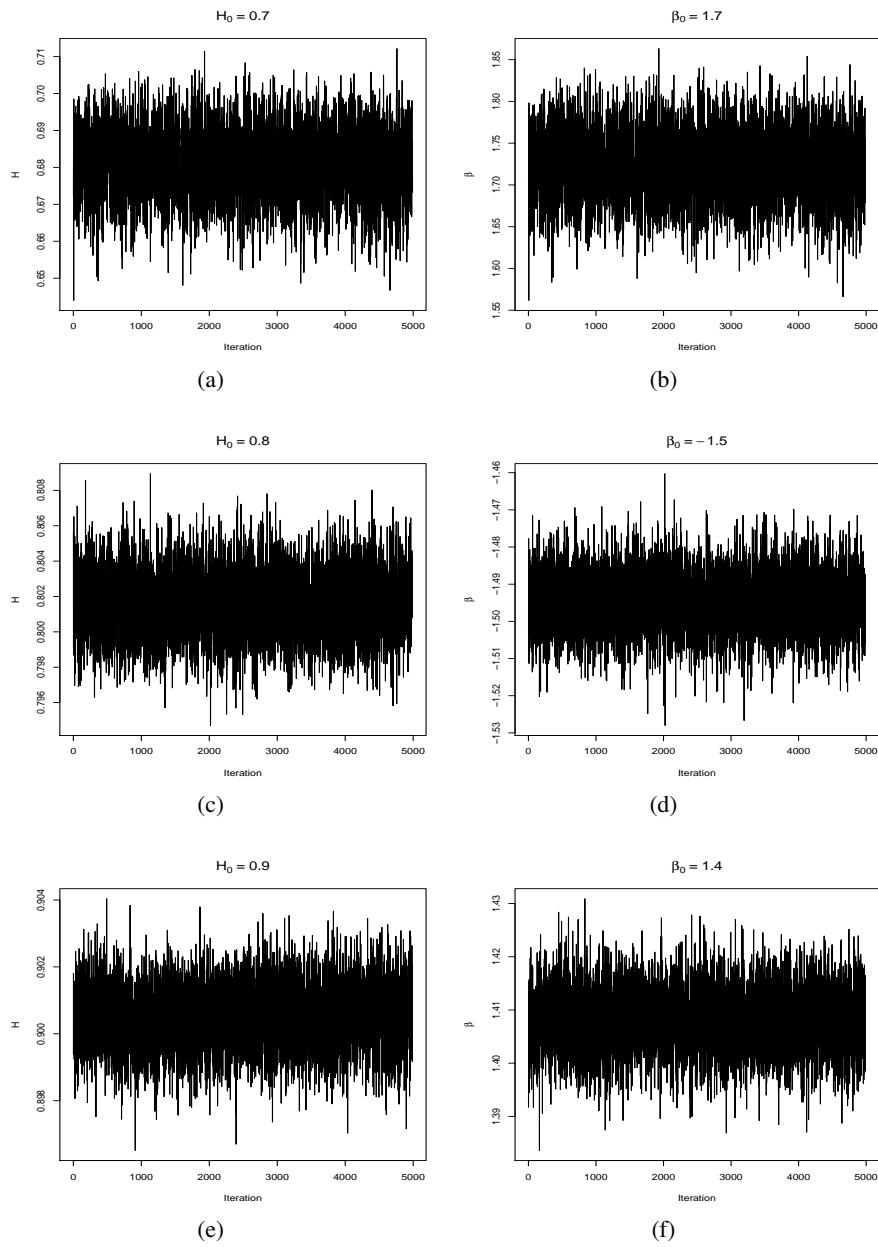


Figure 10.3: TCMCMC trace plots of  $H$  and  $\beta$ .

## 11 Application to real data

To deal with real data we collect the close price of a particular company from stock market data (460 observations during the time range August 5, 2013, to June 30, 2015) which is available on [www.nseindia.com](http://www.nseindia.com).

A simple autocorrelation plot of the close price data revealed autocorrelations close to one, even for lag greater than 25, suggesting long-range dependence. Thus, an *SDE* driven by a fractional Brownian motion seems to be appropriate here. Moreover, for simplicity we fix the choice of the ratio  $B(t, \tilde{x}_t)/C(t, \tilde{x}_t)$  as a constant; in fact, we set  $B(t, \tilde{x}_t) = C(t, \tilde{x}_t) = \tilde{x}_t^\nu$ , where  $\nu > 0$  is to be determined appropriately, following the discussion below.

In other words, we propose the following form of such *SDE*:

$$dX_t = \beta \tilde{x}_t^\nu dt + \gamma \tilde{x}_t^\nu dW_t^H,$$

where  $\nu > 0$  is to be chosen such that both classical and Bayesian analyses of the data using the above *SDE* supports values of  $H$  close to one. As it turned out,  $\nu = 3/2$  is an appropriate choice in this regard. In other words, we fit the following *SDE* to the close price data with respect to both classical and Bayesian setups:

$$dX_t = \beta \tilde{x}_t^{3/2} dt + \gamma \tilde{x}_t^{3/2} dW_t^H \quad (11.1)$$

Here  $\beta$ ,  $H$  and  $\gamma$  are unknown parameters which need to be learned about. However, as is the case in most statistical applications of *SDE*, we choose to assume  $\gamma$  as given. In both classical and Bayesian setups we choose  $\gamma$  to minimize the average lengths of the 95% confidence and credible intervals, respectively, associated with the held-out observations, subject to inclusion of all the held-out data points. In our application we consider the first 400 data points as given and predict the next 60 data points in both classical and Bayesian setups. The values of  $\gamma$  thus obtained would be considered as given for prediction of actual future observations.

### 11.1 Real data analysis in the classical setup

Starting from arbitrary initial values of  $\theta = (\beta, H)$  we performed simulated annealing aided with a TMCMC algorithm that has provision for further enhancement of mixing properties to obtain the *MLE* of  $\theta$ . Our algorithm is provided as Algorithm 11.1.

---

**Algorithm 11.1** *Simulated annealing aided by TMCMC with enhanced mixing properties*

---

(1) Begin with an initial value  $\theta^0 = (\beta^{(0)}, H^{(0)})$ .

(2) For  $t = 1, \dots, N$ , do the following:

(i) Generate  $\varepsilon_1 \sim N(0, 1)$ ,  $\varepsilon_2 \sim U(-1, 1)$ ,  $b_j \stackrel{iid}{\sim} U(\{-1, 1\})$  for  $j = 1, 2$ ,  $U_1 \sim U(0, 1)$ . If  $U_1 < 1/2$ , create  $\tilde{\beta} = \beta^{(t-1)} + b_1 a_1 |\varepsilon_1|$  and  $\tilde{H} = H^{(t-1)} + b_2 a_2 |\varepsilon_1|$ . Else, set  $\tilde{\beta} = \beta^{(t-1)} \varepsilon_2^{b_1}$  and  $\tilde{H} = H^{(t-1)} \varepsilon_2^{b_2}$ . Let  $\tilde{\theta} = (\tilde{\beta}, \tilde{H})$ .

(ii) Evaluate

$$\alpha_1 = \min \left\{ 1, \exp \left\{ \frac{\ell_{T,n}(\tilde{\theta}) - \ell_{T,n}(\theta^{(t-1)}) + \log(J)}{\tau_t} \right\} I_{(0,1)}(\tilde{H}) \right\},$$

where  $\tau_t = \frac{1}{\log(t)}$  when  $t \geq 100$  and  $t^{-1}$  otherwise and  $J$  is the Jacobian of corresponding transformation. ( $J = 1$  in additive case and  $J = |\varepsilon_2|^{\sum b_j}$  in multiplicative case)

(iii) Set  $\theta^{(t)} = \tilde{\theta}$  with probability  $\alpha_1$ , else set  $\theta^{(t)} = \theta^{(t-1)}$ .

To provide further mixing,

- (iv) Generate  $\varepsilon_3 \sim N(0, 1)$ ,  $U_2 \sim U(0, 1)$ . If  $U_2 < 1/2$ ,  
Further generate  $u_1 \sim U(0, 1)$ . If  $u_1 < 1/2$ , create  $\beta^* = \beta^{(t)} + a_1|\varepsilon_3|$  and  $H^* = H^{(t)} + a_2|\varepsilon_3|$ . Else, set  $\beta^* = \beta^{(t)} - a_1|\varepsilon_3|$  and  $H^* = H^{(t)} - a_2|\varepsilon_3|$ .  
If  $U_2 \geq 1/2$ ,  
Generate  $\varepsilon_4 \sim U(-1, 1)$ ,  $u_2 \sim U(0, 1)$ . If  $u_2 < 1/2$ , create  $\beta^* = \beta^{(t)}\varepsilon_4$  and  $H^* = H^{(t)}\varepsilon_4$ .  
Else, set  $\beta^* = \beta^{(t)}/\varepsilon_4$  and  $H^* = H^{(t)}/\varepsilon_4$ . Let  $\theta^* = (\beta^*, H^*)$ .
- (v) Evaluate

$$\alpha_2 = \min \left\{ 1, \exp \left\{ \frac{\ell_{T,n}(\tilde{\theta}) - \ell_{T,n}(\theta^{(t-1)}) + \log(J)}{\tau_t} \right\} I_{(0,1)}(\tilde{H}) \right\},$$

where  $\tau_t = \frac{1}{\log(t)}$  when  $t \geq 100$  and  $t^{-1}$  otherwise and  $J$  is the Jacobian of corresponding transformation. (In the case of  $U_2 < 1/2$ ,  $J = 1$  and otherwise,  $J = |\varepsilon_2|^2$  or  $J = |\varepsilon_2|^{-2}$  correspondingly)

- (vi) Accept  $\theta^*$  with probability  $\alpha_2$  or remain at  $\theta^{(t)}$ . To avoid notational complexity whether it is  $\theta^*$  or  $\theta^{(t)}$  we write final value of each iteration as  $\theta^{(t)}$ .

(3) From the sample  $\{\theta^{(j)}; j = 0, 1, \dots, N\}$ , set  $\hat{\theta}_{T,n} = \theta^{(j^*)}$  where  $\theta^{(j^*)} = \arg \max_{j=0,1,\dots,N} \ell_{T,n}(\theta^{(j)})$ .

In our application, initial values are arbitrarily chosen and we set  $N = 10^4$  and  $a_1 = a_2 = 0.0005$ . With the obtained *MLE* given a specific value of  $\gamma$  we predicted the close price of next 60 days for that company in two ways. In the first way, at every step each data point is predicted with the consideration that data values at the previous time point is given beforehand, that is, one-step-ahead forecast is obtained. In the other way, starting from the 400th data point, predictions for the next 60 data points are obtained, which is the 60-step-ahead forecast. To obtain desired confidence intervals for the forecasts, we generated 10,000 realizations of size 60 from the *SDE* (11.1) given the first 400 data points. We repeated the calculations for different values of  $\gamma$ , from which we obtained the final value of  $\gamma$  as the one which yielded minimum average length of the 95% confidence interval. Associated with the final value of  $\gamma$ , we also report the number of held-out data points that fail to lie within the 95% and the 50% confidence intervals.

We repeated the entire procedure of classical analysis for the case where the *SDE* is assumed to be driven by Brownian motion instead of fractional Brownian motion. In the latter case, as  $H = 0.5$  corresponds to Brownian motion, the only unknown parameter is  $\beta$  and  $\gamma$  is fixed in the same way as in the fractional set up. This analysis facilitates comparison of fractional *SDE* model with the more usual *SDE* models driven by Brownian motion.

For the classical analysis  $\gamma$  is found to be 165 and 0.4 for our *SDEs* driven by fractional and standard Brownian motion, respectively. The results are tabulated in Tables 11.1 and 11.2 showing the *MLEs* of  $H$  and  $\beta$ , the values of  $\gamma$  for one step ahead and 60 steps ahead forecasts, the number of held-out data points outside the corresponding 50% and 95% confidence intervals (*CI*) and the average length of the 95% *CI*s of the held-out data points. Observe that compared to fractional *SDE*, the average lengths of the 95% *CI* are small for standard *SDE*, but a significantly larger number of held-out observations are excluded from the 50% *CI*s of the standard *SDE*. This indicates that compared to standard *SDE*, most of the held-out observations are concentrated in the high-density regions of the fractional *SDE*. Hence, the fractional *SDE* clearly outperforms the standard *SDE*.

The densities associated with fractional and standard *SDEs* are displayed in Figures 11.1 and 11.2, respectively, where higher densities are represented by progressively intense colours; the thick, black line stands for the held-out observed data. These figures are the detailed versions of Tables 11.1 and 11.2.

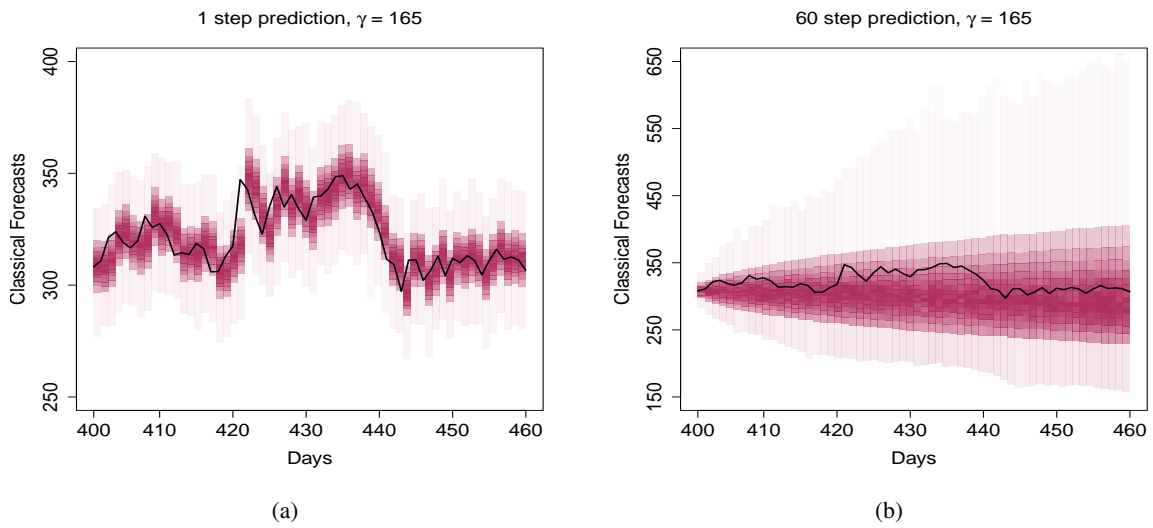


Figure 11.1: One step ahead and 60 steps ahead forecasts in the classical setup corresponding to fractional *SDE*.

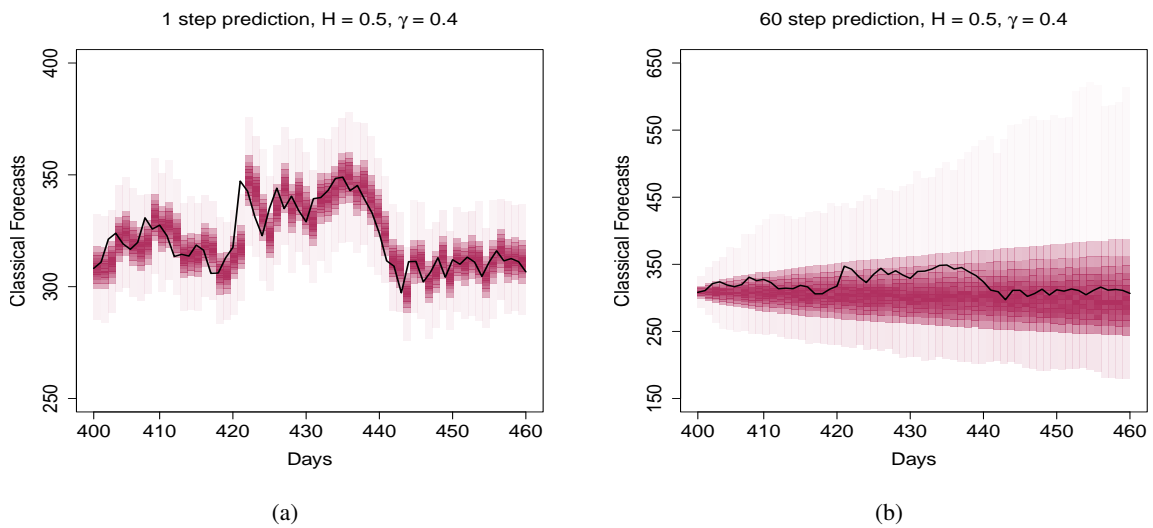


Figure 11.2: One step ahead and 60 steps ahead forecasts in the classical setup corresponding to standard *SDE*.

Table 11.1: Results of classical analysis of real data modeled by fractional  $SDE$ .

$\hat{H}_{T,n}$	$\hat{\beta}_{T,n}$	$\gamma$	step	# outside 50% $CI$	# outside 95% $CI$	Average length of 95% $CI$
0.995	-0.002578	165	1	24	1	31.11014
0.995	-0.002578	165	60	17	0	155.5142

Table 11.2: Results of classical analysis of real data modeled by standard  $SDE$ .

$H$	$\hat{\beta}_{T,n}$	$\gamma$	step	# outside 50% $CI$	# outside 95% $CI$	Average length of 95% $CI$
0.5	0.00021	0.4	1	38	2	25.20115
0.5	0.00021	0.4	60	24	0	122.7201

## 11.2 Real data analysis in the Bayesian setup

In the Bayesian setup, we first reparameterize  $H$  as  $H = \exp(\nu)/(1 + \exp(\nu))$  as in Section 10.2 and assume *a priori* that  $\nu \sim N(\nu_{T,n}, \sigma_\nu^2)$  and  $\beta \sim N(\mu_\beta, \sigma_\beta^2)$ , where  $\mu_\beta = 0.001$ ,  $\sigma_\nu = \sigma_\beta = 0.1$ . As in Section 10.2,  $\nu_{T,n}$  is set as  $\log\left(\frac{\hat{H}_{T,n}}{1-\hat{H}_{T,n}}\right)$ .

For Bayesian inference, a TMCMC algorithm with enhanced mixing properties is considered similar to Algorithm 11.1 where  $\nu$  is updated instead of  $H$  and the acceptance probability becomes  $\alpha = \min\left\{1, \exp\left\{\ell_{T,n}(\tilde{\theta}) - \ell_{T,n}(\theta^{(t-1)}) + \log(J)\right\}\right\}$ . In our application, we set  $N = 10^4$  and  $a_1 = a_2 = 0.05$ .

Posterior predictive distributions of the 60 held-out observations are obtained in two ways similar to that of the classical set up. In each case, whether it is one step ahead or 60 steps ahead predictions, 95% and 50% Bayesian credible intervals are obtained and the number of data points lying outside corresponding regions are also noted. Again,  $\gamma$  is treated as a fixed parameter whose value is obtained by minimizing the average length of the 95% credible intervals subject to their inclusion of all the respective held-out observations. Once again we remind the reader that this fixed value of  $\gamma$  would be used even for actual forecasting future observations.

The whole analysis is carried out for the standard  $SDE$  driven by Wiener process, that is, with  $H = 0.5$  and in this case we are interested in the posterior of  $\beta$  only as  $\gamma$  is fixed in the way as explained above.

In this Bayesian set up, we obtain  $\gamma = 158$  and  $\gamma = 1$  for fractional and standard  $SDE$ , respectively, corresponding to which Tables 11.3 and 11.4 provide the results of our Bayesian analyses. In the tables

Table 11.3: Results of Bayesian analysis of real data modeled by fractional  $SDE$ .

$H^*$	$\beta^*$	$\gamma$	step	# outside 50% $BCI$	# outside 95% $BCI$	Average length of 95% $BCI$
0.991	0.00121	158	1	25	1	31.472
0.991	0.00121	158	60	8	0	201.4972

$H^*$  and  $\beta^*$  stand for the respective posterior medians and Bayesian credible interval is denoted by  $BCI$ . Note that the average length of 95%  $BCI$  for standard  $SDE$  is much larger compared to that for fractional  $SDE$  and hence it is no surprise that even those for 50%  $BCI$ s would be much larger for the former and hence excludes less number of observations. Indeed, the average lengths for standard  $SDE$  are much larger even compared to both the classical analyses reported in Tables 11.1 and 11.2, and thus it is clear that the standard  $SDE$  fails to outperform the fractional  $SDE$ . It is also clear, in terms of adequate average lengths of the 95%  $BCI$  and the number of held-out observations falling in the high-density regions, that our Bayesian fractional  $SDE$  is the best performer.

The posterior predictive densities associated with fractional and standard  $SDE$ s are displayed in Figures 11.3 and 11.4, respectively, where higher posterior predictive densities are represented by progressively intense colours; the thick, black line stands for the held-out observed data, as before.

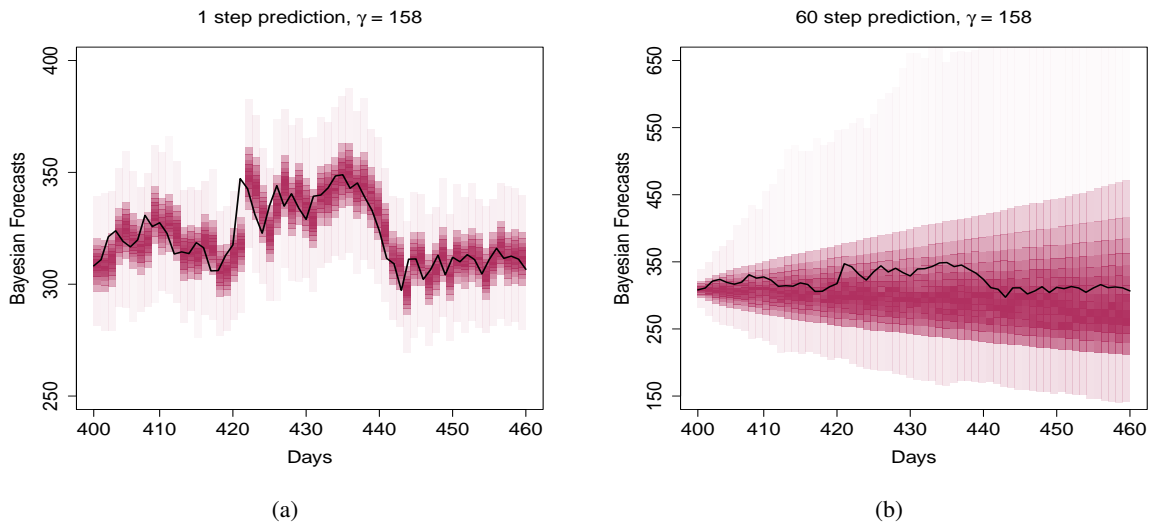


Figure 11.3: One and 60 steps ahead forecasts in the Bayesian setup corresponding to fractional  $SDE$ .

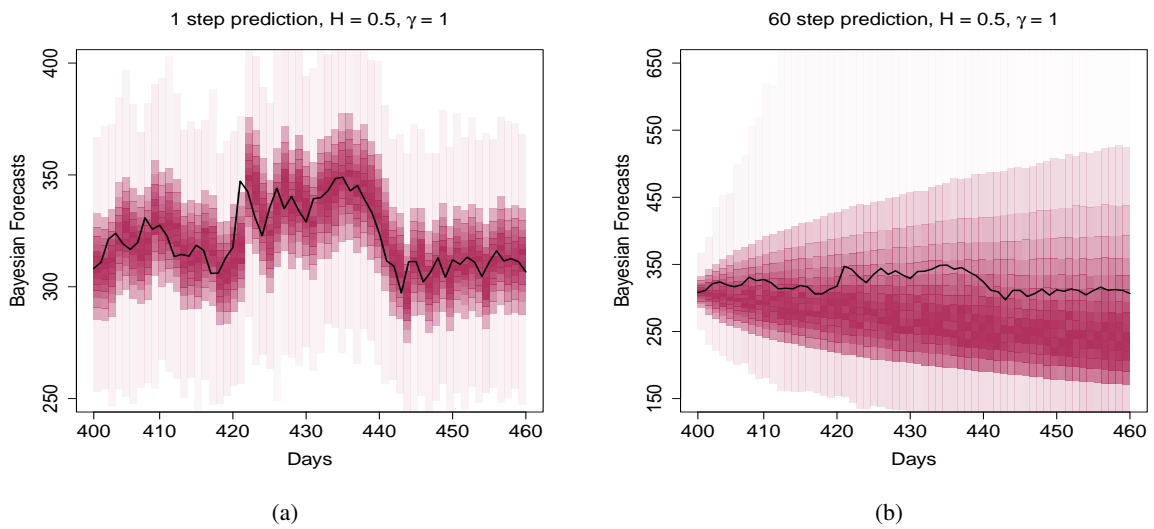


Figure 11.4: One and 60 steps ahead forecasts in the Bayesian setup corresponding to standard  $SDE$ .

Table 11.4: Results of Bayesian analysis of real data modeled by standard  $SDE$ .

$H$	$\beta^*$	$\gamma$	step	# outside 50% $BCI$	# outside 95% $BCI$	Average length of 95% $BCI$
0.5	0.00035	1	1	6	0	62.98049
0.5	0.00035	1	60	0	0	334.7808

## 12 Summary, conclusion and future direction

Although  $SDEs$  driven by fractional Brownian motion have undeniable importance in modeling continuous time with long-range dependence, hitherto the statistical literature does not seem to have recognized its full potential. The theory of inference, specifically, asymptotic theory of inference, seem to be far less developed compared to  $SDEs$  based on Wiener process. One reason for such negligence is probably the difficulty of statisticians in imbibing the somewhat involved theory of fractional  $SDEs$  compared to traditional  $SDEs$ . Indeed, note that for  $SDEs$  driven by Wiener process, the Girsanov formula is readily available, provided that the diffusion coefficient is known. However, this is not the case for fractional  $SDEs$  if  $H$  is unknown. Thus, most of the methods developed for inference in traditional  $SDEs$  fail to be carried over to fractional  $SDEs$ . Discretization is probably the only way out in this situation, and also realistic, since in practice, the observed data will invariably be in discretized forms. Our increasing domain infill asymptotics theory established in this article shows that statisticians can expect accurate inference for the model parameters, as well as the Hurst parameter, both in the classical and Bayesian paradigms, provided that the time domain is sufficiently large and enough observations are collected in the time domain. Our simulation studies testify to this even when the time domain is not large. The simulation experiments also demonstrate that the Bayesian framework is preferable. Moreover, our classical and Bayesian applications of both fractional and standard  $SDE$  to a real, close price data also brought out the superiority of our Bayesian fractional  $SDE$  over the other model and methods. However, Theorems 7, 8 and Remark 9 provide the necessary caveat against non-judgmental usage of the existing estimators of  $H$ .

We are currently in the process of extending our work to systems of  $SDEs$  driven by fractional Brownian motion. In the realm of  $SDEs$  driven by Wiener processes, asymptotic theory based on the Girsanov formula have been investigated by these authors in a wide variety of contexts; see Maitra and Bhattacharya (2016), Maitra and Bhattacharya (2015), Maitra and Bhattacharya (2018), Maitra and Bhattacharya (2019), Maitra and Bhattacharya (2020c), Maitra and Bhattacharya (2020b), Maitra and Bhattacharya (2020a). These works deserve to be extended to  $SDEs$  driven by fractional Brownian motion. Since the Girsanov formula is ineffective for unknown  $H$ , our increasing domain infill asymptotics framework seems to be a very viable alternative for such extensions. Indeed, in none of the aforementioned works, infill asymptotics has been considered. As such, our results and their proofs for fractional  $SDE$ , as well as the practical applications of the relevant methods, are far more intricate, even conceptually, compared to our previous works on  $SDE$  driven by standard Brownian motion.

A somewhat disconcerting issue is that we are unable to obtain the asymptotic distribution of the  $MLE$  of  $H$ . The problem lies in the presence of  $H$  even as the power of  $T$ , in the likelihood. Although this does not hinder consistency, asymptotic normality or otherwise could not be addressed because of the complications involved that prevent even a convenient Taylor's series expansion needed for the asymptotic distribution of the  $MLE$  of  $H$ . We look forward to resolving the issue in our future work, to be communicated elsewhere.

## Acknowledgment

We are sincerely grateful to the AE and two referees whose constructive comments have led to significant improvement of the presentation of our manuscript.

# Supplementary Material

This document is an addendum to the theory developed in the main manuscript, which we refer to as MB. This supplementary material is organized as follows.

A brief overview of the concept of integration with respect to fractional Brownian motion is provided in Section S-1. Illustration of our key concept with an example involving Ornstein-Uhlenbeck process, is presented in Section S-2. The Gaussian martingale needed for (2.2) of MB is discussed in Section S-3. In Section S-4 we present some results and their proofs; these results are used to prove the key results in MB. Proofs of our results presented in Sections 5 – 8 of MB are provided in Sections S-5 – S-14. In Section S-15 we present the posterior asymptotic normal setup of Schervish (1995), and in Sections S-16 and S-17 we present the proofs of Theorems 14 and 15, respectively, related to posterior asymptotic normality.

## S-1 Brief discussion on integrals with respect to fractional Brownian motion

In the context of (2.1), it is important to clarify in what sense  $\int_0^T C(t, \tilde{X}_t) d\tilde{W}_t^H$  is defined. Since  $\tilde{W}_t^H$  is not a semimartingale for  $H \neq 1/2$  (see, for example, Biagini *et al.* (2008)), the integral can not be defined in the Ito sense. Hence, more general concepts are necessary, the key being the integration theory of Gaussian processes (see, for example, Huang and Cambanis (1978)). For simplicity, let us first consider Wiener integrals of deterministic integrands with respect to  $\tilde{W}_t^H$ , which can be extended to integrals of random integrands using concepts of Skorohod integration. We follow Norros *et al.* (1999) and Biagini *et al.* (2008) in this regard.

For  $H > 1/2$ , consider the integral operator

$$\mathcal{I}f(t) = H(2H - 1) \int_0^\infty f(s) |s - t|^{2H-2} ds,$$

and the inner product

$$\langle f, g \rangle_{\mathcal{I}} = \langle f, \mathcal{I}g \rangle = H(2H - 1) \int_0^\infty \int_0^\infty f(s)g(t) |s - t|^{2H-2} ds dt,$$

where  $\langle \cdot, \cdot \rangle$  denotes the usual inner product on  $L^2[0, \infty)$ , the space of square-integrable functions on  $[0, \infty)$ . Let  $L_{\mathcal{I}}^2$  denote the space of equivalence classes of measurable functions  $f$  such that  $\langle f, f \rangle_{\mathcal{I}} < \infty$ . Then the association  $\tilde{W}_t^H \mapsto I_{[0,t]}$ , the latter being the indicator function on  $[0, t)$ , can be extended to an isometry between the Gaussian space generated by  $\{\tilde{W}_t^H : t \geq 0\}$  as the smallest closed linear subspace of  $L^2(\Omega, \mathcal{X}, (\mathcal{X}_t), P)$  containing them, and the function space  $L_{\mathcal{I}}^2$ . For  $f \in L_{\mathcal{I}}^2$ , the integral  $\int_0^\infty f(t) d\tilde{W}_t^H$  can then be defined as the image of  $f$  in this isometry. For complete details, see Biagini *et al.* (2008).

For  $H < 1/2$ , the integral in  $\mathcal{I}f(t)$  diverges, and so,  $\mathcal{I}f(t)$  may be re-defined as

$$\mathcal{I}f(t) = H \int_0^\infty |t - s|^{2H-1} \text{sgn}(t - s) df(s),$$

where  $\text{sgn}(t - s)$  denotes the sign of  $t - s$ . One needs to interpret  $f(0-) = 0$ , where the left hand side denotes the left hand limit of  $f$  at 0. This implies that  $I_{[0,t]}$  is identified with the signed measure  $\delta_0 - \delta_t$ , where  $\delta$  is the Dirac delta function. As before,  $\tilde{W}_t^H \mapsto I_{[0,t]}$  defines an isometry, which facilitates the definition of  $\int_0^\infty f(t) d\tilde{W}_t^H$  as in the  $H > 1/2$  case. Again, the complete details can be found in Biagini *et al.* (2008).

If  $f$  has bounded variation, given  $\omega$ , the integral  $\int_0^T f(t) d\tilde{W}_t^H(\omega)$  can be defined as a limit of Riemann sums, and the integral obtained coincides with the  $L^2$  integral almost surely. The convergence



of these Riemann sums is equivalent to that of the usual Riemann-Stieltjes integral appearing on the right-hand side of the integration by parts formula

$$\int_0^T f(t)d\tilde{W}_t^H(\omega) = f(T)\tilde{W}_T^H(\omega) - f(0)\tilde{W}_0^H(\omega) - \int_0^T \tilde{W}_t^H(\omega)df(t).$$

Note that this convergence is guaranteed by the continuity of the sample paths of  $\tilde{W}^H$ . For further details, see Norros *et al.* (1999).

Now, when  $f(t)$  is a stochastic process, extension of the above definitions of the integrals is necessary. This is given by Skorohod integration, which uses the so-called Wiener-Ito-chaos expansion. However, Skorohod integral can also be considered as a limit of Riemann sums associated with Wick products (Biagini *et al.* (2008)).

## S-2 Illustration of our concept using Ornstein-Uhlenbeck process

In this example we regard to the OU process, discretizations to the forms (2.3) and (2.4) are not needed since the Girsanov-formula based likelihood is available here since the *SDEs* are driven by ordinary Brownian motion. However, discretization would lead to the same result.

Assume that data  $\{\tilde{x}_t : t \in [0, T]\}$  is generated from the standard OU process given by

$$d\tilde{X}_t = -\beta_0\tilde{X}_tdt + d\tilde{W}_t, \quad (\text{S-1})$$

and to the observed data  $\{\tilde{x}_t : t \in [0, T]\}$  we fit the following for inferential purpose:

$$dX_t = -\beta\tilde{x}_tdt + dW_t. \quad (\text{S-2})$$

The corresponding likelihood associated with (S-2) given data  $\{\tilde{x}_t : t \in [0, T]\}$  (after replacing  $X$  with  $\tilde{x}$  in the Girsanov formula) is

$$\begin{aligned} L(\beta) &= \exp\left(-\int_0^T \beta\tilde{x}_td\tilde{x}_t - \frac{1}{2}\int_0^T (\beta\tilde{x}_t)^2dt\right) \\ &= \exp\left(\int_0^T \beta\beta_0\tilde{x}_t^2dt - \int_0^T \beta\tilde{x}_td\tilde{W}_t - \frac{1}{2}\int_0^T (\beta\tilde{x}_t)^2dt\right). \end{aligned}$$

The second equality follows by using (S-1), replacing  $\tilde{X}_t$  with  $\tilde{x}_t$ .

The maximum likelihood estimator of  $\beta$ , obtained by maximizing  $L(\beta)$ , is given by

$$\hat{\beta}_T = \beta_0 - \frac{\int_0^T \tilde{x}_td\tilde{W}_t}{\int_0^T \tilde{x}_t^2dt}$$

It is easy to see that  $\hat{\beta}_T \rightarrow \beta_0$  in probability as  $T \rightarrow \infty$ . For, if  $\beta_0 > 0$  (and hence  $\tilde{x}$  is ergodic) then as  $T \rightarrow \infty$

$$\frac{1}{T}\int_0^T \tilde{x}_t^2dt \rightarrow \frac{1}{2\beta_0}$$

almost surely, and

$$E\left(\frac{1}{\sqrt{T}}\int_0^T \tilde{x}_td\tilde{W}_t\right)^2 = \frac{1}{T}\int_0^T E\tilde{x}_t^2dt \rightarrow \frac{1}{2\beta_0}$$

so that

$$\hat{\beta}_T = \beta_0 - \frac{1}{\sqrt{T}}\frac{\int_0^T \tilde{x}_td\tilde{W}_t}{\frac{1}{T}\int_0^T \tilde{x}_t^2dt} \rightarrow \beta_0$$

in probability. Hence,  $\hat{\beta}_T$  is a consistent estimator.

It is of course clear that working solely with (S-1) would lead to the same estimator and consistency.

### S-3 Gaussian martingale for (2.2)

Even though the process  $X$  is not a semimartingale, one can associate a semimartingale  $Z = \{Z_t, t \geq 0\}$  which is called a fundamental semimartingale such that the natural filtration  $(\mathcal{Z}_t)$  of the process  $Z$  coincides with the natural filtration  $(\mathcal{X}_t)$  of the process  $X$  (Kleptsyna *et al.* (2000)). Define, for  $0 < s < t$ ,

$$k_H = 2H\Gamma\left(\frac{3}{2} - H\right)\Gamma\left(H + \frac{1}{2}\right), \quad (\text{S-1})$$

$$k_H(t, s) = k_H^{-1} s^{\frac{1}{2}-H} (t-s)^{\frac{1}{2}-H}, \quad (\text{S-2})$$

$$\lambda_H = \frac{2H\Gamma(3-2H)\Gamma\left(H + \frac{1}{2}\right)}{\Gamma\left(\frac{3}{2} - H\right)}, \quad (\text{S-3})$$

$$w_t^H = \lambda_H^{-1} t^{2-2H}, \quad (\text{S-4})$$

and

$$M_t^H = \int_0^t k_H(t, s) dW_s^H, \quad t \geq 0. \quad (\text{S-5})$$

The process  $M^H$  is a Gaussian martingale (Norros *et al.* (1999)). Furthermore, the natural filtration of the martingale  $M^H$  coincides with the natural filtration of the fractional Brownian motion  $W^H$ . In fact, the stochastic integral

$$\int_0^t C(s, \tilde{x}_s) dW_s^H$$

can be represented in terms of the stochastic integral with respect to the martingale  $M^H$ . For a measurable function  $f$  on  $[0, T]$ , let

$$K_H^f(t, s) = -2H \frac{d}{ds} \int_s^t f(r) r^{H-\frac{1}{2}} (r-s)^{H-\frac{1}{2}} dr, \quad 0 \leq s \leq t \quad (\text{S-6})$$

when the derivative exists in the sense of absolute continuity with respect to the Lebesgue measure (Samko *et al.* (1993)).

Consider the sample  $\{B(t, \tilde{x}_t)/C(t, \tilde{x}_t), t \geq 0\}$  to be smooth enough (Samko *et al.* (1993)) such that

$$Q_\theta(t) = \beta \frac{d}{dw_t^H} \int_0^t k_H(t, s) \frac{B(s, \tilde{x}_s)}{C(s, \tilde{x}_s)} ds, \quad t \in [0, T] \quad (\text{S-7})$$

is well-defined, where  $w^H$  and  $k_H(t, s)$  are as defined in (S-2) and (S-4) respectively and the derivative is understood in the sense of absolute continuity. Note that, given any realization  $x$ , if  $\frac{B(s, \tilde{x}_s)}{C(s, \tilde{x}_s)}$  is continuous in  $s \in [0, T]$ , or even discontinuous at finitely many points  $s \in [0, T]$ , then  $\int_0^t k_H(t, s) \frac{B(s, \tilde{x}_s)}{C(s, \tilde{x}_s)} ds$  exists and is continuous on  $[0, T]$ . Moreover, if  $k_H(t, s) \frac{B(s, \tilde{x}_s)}{C(s, \tilde{x}_s)}$  and its partial derivative with respect to  $t$  are continuous on  $[0, T] \times [0, T]$ , then Leibnitz's rule of differentiation (here, with respect to  $t$ ) under integration applies. Since  $\frac{dw_t^H}{dt} = \lambda_H^{-1} (2-2H)t^{1-2H}$ , it then follows by the chain rule of differentiation that  $Q_\theta(t)$  is well-defined. However, conditions for Leibnitz's rule are not necessary for  $Q_\theta(t)$  to exist. For instance, if  $\frac{B(s, \tilde{x}_s)}{C(s, \tilde{x}_s)}$  is constant, then it follows by first computing the integral in (S-7) and then using chain rule based differentiation, that  $Q_\theta(t) = \frac{k_H^{-1}(\frac{3}{2}-H)\tilde{B}(\frac{3}{2}-H, \frac{3}{2}-H)}{\lambda_H^{-1}(2-2H)} t^{H-\frac{1}{2}}$ , where, for any  $a > 0$ ,

$b > 0$ ,  $\tilde{B}(a, b)$  is the Beta function given by  $\frac{\Gamma(a)\Gamma(b)}{\Gamma(a+b)}$ .

Next we state the following theorem by Kleptsyna *et al.* (2000) which associates a fundamental semimartingale  $Z$  associated with the process  $X$  such that the natural filtration  $(\mathcal{Z}_t)$  coincides with the natural filtration  $(\mathcal{X}_t)$  of  $X$ .

**Theorem 16 (Kleptsyna *et al.* (2000))** *Suppose the sample paths of the process  $Q_\theta$  defined by (S-7) belong  $P_{\theta_0}$ -a.s. to  $L^2([0, T], dw^H)$  where  $w^H$  is as defined by (S-4). Let the process  $Z = \{Z_t, t \in [0, T]\}$  be defined by*

$$Z_t = \int_0^t k_H(t, s)[C(s, \tilde{x}_s)]^{-1} dX_s \quad (\text{S-8})$$

where the function  $k_H(t, s)$  is as defined in (S-2). Then the following results hold:

(i) *The process  $Z$  is an  $(\mathcal{F}_t)$ -semimartingale with the decomposition*

$$Z_t = \int_0^t Q_\theta(s) dw_s^H + M_t^H \quad (\text{S-9})$$

where  $M^H$  is the fundamental martingale defined by (S-5).

(ii) *The process  $X$  admits the representation*

$$X_t = \int_0^t K_H^C(t, s) dZ_s \quad (\text{S-10})$$

where the function  $K_H^C(\cdot, \cdot)$  is as defined in (S-6).

(iii) *The natural filtrations  $(\mathcal{Z}_t)$  and  $(\mathcal{X}_t)$  coincide.*

By Theorem 3.1 of Norros *et al.* (1999), the Gaussian martingale  $M^H$  has independent increments with variance function

$$E \left[ (M_t^H)^2 \right] = c_2^2 t^{2-2H},$$

where

$$c_2 = \frac{c_H}{2H(2-2H)^{1/2}} \quad \text{with} \quad c_H = \left( \frac{2H\Gamma(\frac{3}{2}-H)}{\Gamma(H+\frac{1}{2})\Gamma(2-2H)} \right)^{1/2}.$$

## S-4 Some technical results

**Lemma 17** *If  $a_k \sim b_k$  as  $k \rightarrow \infty$ , then it holds that  $\frac{1}{r_k} \sum_{i=1}^{m_k} a_k \sim \frac{1}{r_k} \sum_{i=1}^{m_k} b_k$ , as  $k \rightarrow \infty$ , provided that  $m_k \rightarrow \infty$ ,  $r_k \rightarrow \infty$  and  $\frac{1}{r_k} \sum_{i=1}^{m_k} b_k$  remains non-zero, as  $k \rightarrow \infty$ .*

**Proof.** Note that  $a_k \sim b_k$  implies that for any  $\epsilon > 0$ , there exists  $k_0 \geq 1$  depending upon  $\epsilon$  such that for  $k > k_0$ ,  $(1-\epsilon)b_k < a_k < (1+\epsilon)b_k$ . Hence, for  $k > k_0$ ,  $(1-\epsilon)\frac{1}{r_k} \sum_{i=m_{k_0}+1}^{m_k} b_k < \frac{1}{r_k} \sum_{i=m_{k_0}+1}^{m_k} a_k < (1+\epsilon)\frac{1}{r_k} \sum_{i=m_{k_0}+1}^{m_k} b_k$ . That is,

$$\frac{1}{r_k} \sum_{i=m_{k_0}+1}^{m_k} a_k \sim \frac{1}{r_k} \sum_{i=m_{k_0}+1}^{m_k} b_k, \quad \text{as } k \rightarrow \infty. \quad (\text{S-1})$$

Since by hypothesis,  $\frac{1}{r_k} \sum_{i=1}^{m_k} b_k$  remains non-zero, as  $k \rightarrow \infty$ , it follows that  $\frac{\sum_{i=1}^{m_{k_0}} a_k}{\sum_{i=1}^{m_k} b_k} \rightarrow 0$  and

$\frac{\sum_{i=1}^{m_{k_0}} b_k}{\sum_{i=1}^{m_k} b_k} \rightarrow 0$ , as  $k \rightarrow \infty$ . Using these and (S-1), it follows that

$$\frac{\frac{1}{r_k} \sum_{i=1}^{m_k} a_k}{\frac{1}{r_k} \sum_{i=1}^{m_k} b_k} = \frac{\sum_{i=1}^{m_{k_0}} a_k + \sum_{i=m_{k_0}+1}^{m_k} a_k}{\sum_{i=1}^{m_{k_0}} b_k + \sum_{i=m_{k_0}+1}^{m_k} b_k} \rightarrow 1, \text{ as } k \rightarrow \infty. \quad (\text{S-2})$$

This completes the proof. ■

**Lemma 18** *Let  $\{f_k : k \geq 1\}$  be a sequence of functions such that  $f_k(x) \rightarrow f(x)$  uniformly in  $x \in \mathcal{X}$ , as  $k \rightarrow \infty$ , for some  $\mathcal{X} \subseteq \mathbb{R}$ , where  $f$  is continuous. Suppose that  $x_k \rightarrow \tilde{x}$ , as  $k \rightarrow \infty$ . Then  $f_k(x_k) \rightarrow f(\tilde{x})$ , as  $k \rightarrow \infty$ .*

**Proof.** Note that

$$|f_k(x_k) - f(\tilde{x})| \leq |f_k(x_k) - f(x_k)| + |f(x_k) - f(\tilde{x})|. \quad (\text{S-3})$$

Now, due to uniform convergence, there exists  $k_0(\epsilon) \geq 1$  such that for  $k \geq k_0(\epsilon)$ ,

$$|f_k(x_k) - f(x_k)| \leq \sup_{x \in \mathcal{X}} |f_k(x) - f(x)| < \frac{\epsilon}{2}. \quad (\text{S-4})$$

Also, due to continuity of  $f$ , there exists  $k_1(\epsilon) \geq 1$  such that for  $k \geq k_1(\epsilon)$ ,

$$|f(x_k) - f(\tilde{x})| < \frac{\epsilon}{2}. \quad (\text{S-5})$$

Combining (S-3), (S-4) and (S-5) we see that for  $k \geq \max\{k_0(\epsilon), k_1(\epsilon)\}$ ,

$$|f_k(x_k) - f(\tilde{x})| < \epsilon.$$

This completes the proof. ■

## S-5 Proof of Theorem 1

**Proof.** Let  $\ell_{T,n}(\boldsymbol{\theta}) = -2 \log L_{T,n}(\boldsymbol{\theta})$ . We shall show that  $\inf_{\boldsymbol{\theta} \in \Theta: \|\boldsymbol{\theta} - \boldsymbol{\theta}_0\| \geq \delta} \{\ell_{T,n}(\boldsymbol{\theta}) - \ell_{T,n}(\boldsymbol{\theta}_0)\} \xrightarrow{a.s.} \infty$  as  $T \rightarrow \infty, n \rightarrow \infty$  such that  $T^2/n \rightarrow 0$ . Now,

$$\ell_{T,n}(\boldsymbol{\theta}) = n \log 2\pi + \sum_{i=1}^n \log v_{M_{t_i}^H}^2 + \sum_{i=1}^n \frac{(\Delta M_{t_i}^H)^2}{(v_{M_{t_i}^H})^2}$$

Hence,

$$\begin{aligned}
\ell_{T,n}(\boldsymbol{\theta}) - \ell_{T,n}(\boldsymbol{\theta}_0) &= \sum_{i=1}^n \log \frac{v_{M_{t_i}^H}^2}{v_{M_{t_i}^{H_0}}^2} + \sum_{i=1}^n \frac{(\Delta M_{t_i}^H)^2}{v_{M_{t_i}^H}^2} - \sum_{i=1}^n \frac{(\Delta M_{t_i}^{H_0})^2}{v_{M_{t_i}^{H_0}}^2} \\
&= - \sum_{i=1}^n \log \frac{v_{M_{t_i}^{H_0}}^2}{v_{M_{t_i}^H}^2} + \sum_{i=1}^n \frac{(\Delta M_{t_i}^H - \Delta M_{t_i}^{H_0} + \Delta M_{t_i}^{H_0})^2}{v_{M_{t_i}^H}^2} - \sum_{i=1}^n \frac{(\Delta M_{t_i}^{H_0})^2}{v_{M_{t_i}^{H_0}}^2} \\
&= - \sum_{i=1}^n \log \frac{v_{M_{t_i}^{H_0}}^2}{v_{M_{t_i}^H}^2} - \sum_{i=1}^n \frac{(\Delta M_{t_i}^{H_0})^2}{v_{M_{t_i}^{H_0}}^2} + \sum_{i=1}^n \frac{(\Delta M_{t_i}^H - \Delta M_{t_i}^{H_0})^2}{v_{M_{t_i}^{H_0}}^2} \frac{v_{M_{t_i}^{H_0}}^2}{v_{M_{t_i}^H}^2} \\
&\quad + 2 \sum_{i=1}^n \frac{(\Delta M_{t_i}^H - \Delta M_{t_i}^{H_0}) \Delta M_{t_i}^{H_0}}{v_{M_{t_i}^{H_0}}^2} \frac{v_{M_{t_i}^{H_0}}^2}{v_{M_{t_i}^H}^2} + \sum_{i=1}^n \frac{(\Delta M_{t_i}^{H_0})^2}{v_{M_{t_i}^{H_0}}^2} \frac{v_{M_{t_i}^{H_0}}^2}{v_{M_{t_i}^H}^2} \tag{S-1}
\end{aligned}$$

Recall that  $H \in [\eta, 1 - \eta]$  and  $\beta \in \mathfrak{B}$ , where  $\mathfrak{B}$  is compact. Hence for any given data sequence  $\{x_{t_i}; i = 1, \dots, n\}$ , the infimum of  $\ell_{T,n}(\boldsymbol{\theta}) - \ell_{T,n}(\boldsymbol{\theta}_0)$  with respect to  $\boldsymbol{\theta} \in \Theta$  such that  $\|\boldsymbol{\theta} - \boldsymbol{\theta}_0\| \geq \delta$ , will yield a sequence  $\{\boldsymbol{\theta}_{T,n} \in \Theta : T > 0, n \geq 1\}$  such that  $T^2/n \rightarrow 0$ . Since  $\Theta$  is compact, there must exist a convergent subsequence  $\{\boldsymbol{\theta}_{T_k, n_k} = (\beta_{T_k, n_k}, H_{T_k, n_k}) : k = 1, 2, \dots\}$  of the above sequence which converges to a limit, say  $\tilde{\boldsymbol{\theta}} = (\tilde{\beta}, \tilde{H})$ , as  $T \rightarrow \infty, n \rightarrow \infty$  such that  $T^2/n \rightarrow 0$ . Thus,  $\beta_{T_k, n_k} \sim \tilde{\beta}$  and  $H_{T_k, n_k} \sim \tilde{H}$ , almost surely, as  $k \rightarrow \infty$ . For simplicity of notation, we shall denote  $\beta_{T_k, n_k}, H_{T_k, n_k}, \boldsymbol{\theta}_{T_k, n_k}, \ell_{T_k, n_k}(\boldsymbol{\theta}_{T_k, n_k})$  and  $\ell_{T_k, n_k}(\boldsymbol{\theta}_0)$  by  $\beta_k, H_k, \boldsymbol{\theta}_k, \ell_k(\boldsymbol{\theta}_k)$  and  $\ell_k(\boldsymbol{\theta}_0)$ , respectively. If we can show that

$$\ell_k(\boldsymbol{\theta}_k) - \ell_k(\boldsymbol{\theta}_0) \rightarrow \infty, \text{ almost surely, as } k \rightarrow \infty, \tag{S-2}$$

then it would follow that  $\inf_{\boldsymbol{\theta} \in \Theta : \|\boldsymbol{\theta} - \boldsymbol{\theta}_0\| \geq \delta} \{\ell_{T,n}(\boldsymbol{\theta}) - \ell_{T,n}(\boldsymbol{\theta}_0)\} \xrightarrow{a.s.} \infty$  as  $T \rightarrow \infty, n \rightarrow \infty$  such that  $T^2/n \rightarrow 0$ . In what follows, we show that (S-2) indeed holds.

For  $t_{ik} = T_k \frac{i}{n_k}$  where  $i = 1, \dots, n_k$ , let  $Y_{t_{ik}} = \frac{\Delta M_{t_{ik}}^{H_0}}{v_{M_{t_{ik}}^{H_0}}}$ . Note that  $Y_{t_{ik}}$  for  $i = 1, 2, \dots, n_k$ , are independent  $N(0, 1)$  random variables. Now observe that  $t_{ik} = T_k \frac{i}{n_k}$  for  $i = 1, \dots, n_k$ . By the mean value theorem it follows that,

$$\begin{aligned}
t_{i+1,k}^{2-2H} - t_{ik}^{2-2H} &= \left( \frac{T_k(i+1)}{n_k} \right)^{2-2H} - \left( \frac{T_k i}{n_k} \right)^{2-2H} \\
&= \frac{T_k}{n_k} (2-2H) \xi_{ik}^{1-2H} \quad (\text{where } \xi_{ik} \in (t_{ik}, t_{i+1,k})). \tag{S-3}
\end{aligned}$$

Now note that if  $H \leq 1/2$ , then  $T_k^{1-2H} \left( \frac{i}{n_k} \right)^{1-2H} < \xi_{ik}^{1-2H} < T_k^{1-2H} \left( \frac{i+1}{n_k} \right)^{1-2H}$ . If on the other hand  $H > 1/2$ , then  $T_k^{1-2H} \left( \frac{i+1}{n_k} \right)^{1-2H} < \xi_{ik}^{1-2H} < T_k^{1-2H} \left( \frac{i}{n_k} \right)^{1-2H}$ . In both the cases,  $\lim_{k \rightarrow \infty; i \rightarrow n_k} \left( \frac{i}{n_k} \right)^{1-2H} = \lim_{k \rightarrow \infty; i \rightarrow n_k} \left( \frac{i+1}{n_k} \right)^{1-2H} = 1$ . Hence,

$$\xi_{ik}^{1-2H} \sim T_k^{1-2H}, \text{ as } i \rightarrow n_k \text{ and } k \rightarrow \infty. \tag{S-4}$$

Hence, from (S-3) and (S-4) we obtain

$$n_k \left( t_{i+1,k}^{2-2H} - t_{ik}^{2-2H} \right) \sim T_k^{(2-2H)} (2-2H), \text{ as } i \rightarrow n_k; k \rightarrow \infty. \tag{S-5}$$

Note that the same holds even if  $H$  is replaced with  $H_k$ , since  $H_k \in [\eta, 1 - \eta]$ . Using (S-5) we obtain

$$\begin{aligned}
\frac{v_{M_{t_{ik}}^{H_0}}^2}{v_{M_{t_{ik}}^{H_k}}^2} &= \frac{\frac{c_{H_0}^2}{4H_0^2(2-2H_0)} n_k (t_{i+1,k}^{2-2H_0} - t_{ik}^{2-2H_0})}{\frac{c_{H_k}^2}{4H_k^2(2-2H_k)} n_k (t_{i+1,k}^{2-2H_k} - t_{ik}^{2-2H_k})} \\
&\sim \frac{\frac{c_{H_0}^2}{4H_0^2(2-2H_0)} (2-2H_0) T_k^{2-2H_0}}{\frac{c_{\tilde{H}}^2}{4\tilde{H}^2(2-2\tilde{H})} (2-2\tilde{H}) T_k^{2-2\tilde{H}}} \\
&= \frac{\frac{c_{H_0}^2}{H_0^2} T_k^{2(H_k-H_0)}}{\frac{c_{\tilde{H}}^2}{\tilde{H}^2}}, \text{ as } i \rightarrow n_k; k \rightarrow \infty.
\end{aligned} \tag{S-6}$$

Hence,

$$\lim_{i \rightarrow n_k; k \rightarrow \infty} \frac{1}{T_k^{2(H_k-H_0)}} \frac{v_{M_{t_{ik}}^{H_0}}^2}{v_{M_{t_{ik}}^{H_k}}^2} = \frac{c_{H_0}^2 \tilde{H}^2}{c_{\tilde{H}}^2 H_0^2} = K \text{ (say)}. \tag{S-7}$$

Now, equation (S-1) can be re-written as

$$\begin{aligned}
\ell_k(\boldsymbol{\theta}_k) - \ell_k(\boldsymbol{\theta}_0) &= - \sum_{i=1}^{n_k} \log \frac{v_{M_{t_{ik}}^{H_0}}^2}{v_{M_{t_{ik}}^{H_k}}^2} - \sum_{i=1}^{n_k} Y_{t_{ik}}^2 + \sum_{i=1}^{n_k} Y_{t_{ik}}^2 \frac{v_{M_{t_{ik}}^{H_0}}^2}{v_{M_{t_{ik}}^{H_k}}^2} + \\
&\quad \sum_{i=1}^{n_k} \frac{(\Delta M_{t_{ik}}^{H_k} - \Delta M_{t_{ik}}^{H_0})^2}{v_{M_{t_{ik}}^{H_0}}^2} \frac{v_{M_{t_{ik}}^{H_0}}^2}{v_{M_{t_{ik}}^{H_k}}^2} + 2 \sum_{i=1}^{n_k} \frac{(\Delta M_{t_{ik}}^{H_k} - \Delta M_{t_{ik}}^{H_0}) \Delta M_{t_{ik}}^{H_0}}{v_{M_{t_{ik}}^{H_0}}^2} \frac{v_{M_{t_{ik}}^{H_0}}^2}{v_{M_{t_{ik}}^{H_k}}^2}.
\end{aligned} \tag{S-8}$$

Consider first three terms of the right hand side of above equation, namely,

$$\begin{aligned}
&- \sum_{i=1}^{n_k} \log \frac{v_{M_{t_{ik}}^{H_0}}^2}{v_{M_{t_{ik}}^{H_k}}^2} - \sum_{i=1}^{n_k} Y_{t_{ik}}^2 + \sum_{i=1}^{n_k} Y_{t_{ik}}^2 \frac{v_{M_{t_{ik}}^{H_0}}^2}{v_{M_{t_{ik}}^{H_k}}^2} \\
&= n_k \left( \frac{T_k^{2(H_k-H_0)}}{n_k} \sum_{i=1}^{n_k} Y_{t_{ik}}^2 \left( \frac{1}{T_k^{2(H_k-H_0)}} \frac{v_{M_{t_{ik}}^{H_0}}^2}{v_{M_{t_{ik}}^{H_k}}^2} \right) - \frac{1}{n_k} \sum_{i=1}^{n_k} \log \left( \frac{1}{T_k^{2(H_k-H_0)}} \frac{v_{M_{t_{ik}}^{H_0}}^2}{v_{M_{t_{ik}}^{H_k}}^2} \right) \right. \\
&\quad \left. - \log T_k^{2(H_k-H_0)} - \frac{1}{n_k} \sum_{i=1}^{n_k} Y_{t_{ik}}^2 \right).
\end{aligned} \tag{S-9}$$

Now, due to (S-7),  $Y_{t_{ik}}^2 \left( \frac{1}{T_k^{2(H_k-H_0)}} \frac{v_{M_{t_{ik}}^{H_0}}^2}{v_{M_{t_{ik}}^{H_k}}^2} \right) \sim Y_{t_{ik}}^2 K$ , as  $i \rightarrow n_k; k \rightarrow \infty$ . Then Lemma 17 implies

$$\frac{T_k^{2(H_k-H_0)}}{n_k} \sum_{i=1}^{n_k} Y_{t_{ik}}^2 \left( \frac{1}{T_k^{2(H_k-H_0)}} \frac{v_{M_{t_{ik}}^{H_0}}^2}{v_{M_{t_{ik}}^{H_k}}^2} \right) \sim T_k^{2(H_k-H_0)} K \frac{\sum_{i=1}^{n_k} Y_{t_{ik}}^2}{n_k} \text{ as } k \rightarrow \infty. \tag{S-10}$$

However, the strong law of large numbers applied to independent standard normal random variables  $Y_{t_{ik}}$  on the right hand side of (S-10) shows that  $\frac{\sum_{i=1}^{n_k} Y_{t_{ik}}^2}{n_k} \rightarrow 1$ , almost surely, as  $k \rightarrow \infty$ . In other words, it

holds that

$$\frac{T_k^{2(H_k-H_0)}}{n_k} \sum_{i=1}^{n_k} Y_{t_{ik}}^2 \left( \frac{1}{T_k^{2(H_k-H_0)}} \frac{v_{M_{t_{ik}}^{H_0}}^2}{v_{M_{t_{ik}}^{H_k}}^2} \right) \sim K T_k^{2(H_k-H_0)}, \text{ almost surely, as } k \rightarrow \infty. \quad (\text{S-11})$$

As for the second term of (S-9), note that due to (S-7) and Lemma 17,

$$-\frac{1}{n_k} \sum_{i=1}^{n_k} \log \left( \frac{1}{T_k^{2(H_k-H_0)}} \frac{v_{M_{t_{ik}}^{H_0}}^2}{v_{M_{t_{ik}}^{H_k}}^2} \right) \sim -\log K, \text{ as } k \rightarrow \infty. \quad (\text{S-12})$$

Since the fourth term of (S-9) tends to 1 as  $k \rightarrow \infty$  by the strong law of large numbers, then along with (S-11) and (S-12), it follows that (S-9) has the following asymptotic equivalence:

$$\begin{aligned} & -\sum_{i=1}^{n_k} \log \frac{v_{M_{t_{ik}}^{H_0}}^2}{v_{M_{t_{ik}}^{H_k}}^2} - \sum_{i=1}^{n_k} Y_{t_{ik}}^2 + \sum_{i=1}^{n_k} Y_{t_{ik}}^2 \frac{v_{M_{t_{ik}}^{H_0}}^2}{v_{M_{t_{ik}}^{H_k}}^2} \\ & \sim n_k K T_k^{2(H_k-H_0)} - n_k \log K - n_k \log T_k^{2(H_k-H_0)} - n_k, \text{ as } k \rightarrow \infty. \end{aligned} \quad (\text{S-13})$$

From equation (S-7), in conjunction with (S-4), we obtain

$$\begin{aligned} Q_{\theta}(t) \Delta w_t^H &= \beta \frac{k_H^{-1} ((t+1)^{2-2H} - t^{2-2H})}{t^{1-2H} (2-2H)} \frac{d}{dt} \int_0^t s^{\frac{1}{2}-H} (t-s)^{\frac{1}{2}-H} \frac{B(s, \tilde{x}_s)}{C(s, \tilde{x}_s)} ds \\ &= \beta \left[ \frac{k_H^{-1} ((t+1)^{2-2H} - t^{2-2H})}{(2-2H)} \right] \left[ (2-2H) \int_0^1 u^{\frac{1}{2}-H} (1-u)^{\frac{1}{2}-H} \frac{B(tu, \tilde{x}_{tu})}{C(tu, \tilde{x}_{tu})} du \right. \\ & \quad \left. + t \frac{d}{dt} \int_0^1 u^{\frac{1}{2}-H} (1-u)^{\frac{1}{2}-H} \frac{B(tu, \tilde{x}_{tu})}{C(tu, \tilde{x}_{tu})} du \right]. \end{aligned} \quad (\text{S-14})$$

In the last equality we have used the substitution  $u = \frac{s}{t}$ .

Now consider the last term of equation (S-8). Using (S-14) we obtain

$$\begin{aligned}
& 2 \sum_{i=1}^{n_k} \frac{(\Delta M_{t_{ik}}^{H_k} - \Delta M_{t_{ik}}^{H_0}) \Delta M_{t_{ik}}^{H_0} v_{M_{t_{ik}}^{H_0}}^2}{v_{M_{t_{ik}}^{H_0}}^2 v_{M_{t_{ik}}^{H_k}}^2} \\
&= 2 \sum_{i=1}^{n_k} (\Delta M_{t_{ik}}^{H_k} - \Delta M_{t_{ik}}^{H_0}) Y_{t_{ik}} \frac{v_{M_{t_{ik}}^{H_0}}}{v_{M_{t_{ik}}^{H_k}}^2} \\
&= 2 \sum_{i=1}^{n_k} \frac{(Q_{\theta_0}(t_{ik}) \Delta w_{t_{ik}}^{H_0} - Q_{\theta_k}(t_{ik}) \Delta w_{t_{ik}}^{H_k} + \Delta Z_{t_{ik}}^{\theta_k} - \Delta Z_{t_{ik}}^{\theta_0})}{\frac{c_{H_k}^2}{4H_k^2(2-2H_k)} (t_{i+1,k}^{2-2H_k} - t_{ik}^{2-2H_k})} Y_{t_{ik}} \frac{c_{H_0}}{2H_0 \sqrt{(2-2H_0)}} \sqrt{(t_{i+1,k}^{2-2H_0} - t_{ik}^{2-2H_0})} \\
&= \sum_{i=1}^{n_k} Y_{t_{ik}} \frac{c_{H_0} 4H_k^2 (2-2H_k) \sqrt{(t_{i+1,k}^{2-2H_0} - t_{ik}^{2-2H_0})}}{c_{H_k}^2 H_0 \sqrt{(2-2H_0)} (t_{i+1,k}^{2-2H_k} - t_{ik}^{2-2H_k})} \left[ \beta_0 \frac{k_{H_0}^{-1} (t_{i+1,k}^{2-2H_k} - t_{ik}^{2-2H_0})}{t_{ik}^{1-2H_0} (2-2H_0)} \right. \\
&\quad \left. \frac{d}{dt} \int_0^t s^{\frac{1}{2}-H_0} (t-s)^{\frac{1}{2}-H_0} \frac{B(s, \tilde{x}_s)}{C(s, \tilde{x}_s)} ds \Big|_{t=t_{ik}} \right. \\
&\quad \left. - \beta_k \frac{k_{H_k}^{-1} (t_{i+1,k}^{2-2H_k} - t_{ik}^{2-2H_k})}{t_{ik}^{1-2H_k} (2-2H_k)} \frac{d}{dt} \int_0^t s^{\frac{1}{2}-H_k} (t-s)^{\frac{1}{2}-H_k} \frac{B(s, \tilde{x}_s)}{C(s, \tilde{x}_s)} ds \Big|_{t=t_{ik}} + \Delta Z_{t_{ik}}^{\theta_k} - \Delta Z_{t_{ik}}^{\theta_0} \right] \\
&= \sum_{i=1}^{n_k} Y_{t_{ik}} \tilde{w}_{ik}, \tag{S-15}
\end{aligned}$$

where

$$\begin{aligned}
\tilde{w}_{ik} &= \frac{c_{H_0} 4H_k^2 (2-2H_k) \sqrt{(t_{i+1,k}^{2-2H_0} - t_{ik}^{2-2H_0})}}{c_{H_k}^2 H_0 \sqrt{(2-2H_0)} (t_{i+1,k}^{2-2H_k} - t_{ik}^{2-2H_k})} \left[ \frac{\beta_0 k_{H_0}^{-1}}{(2-2H_0)} \left( \frac{t_{i+1,k}^{2-2H_0} - t_{ik}^{2-2H_0}}{t_{i+1,k}^{2-2H_k} - t_{ik}^{2-2H_k}} \right) \right. \\
&\quad \left. \left\{ (2-2H_0) \int_0^1 u^{\frac{1}{2}-H_0} (1-u)^{\frac{1}{2}-H_0} \frac{B(t_{ik}u, \tilde{x}_{t_{ik}u})}{C(t_{ik}u, \tilde{x}_{t_{ik}u})} du + t_{ik} \frac{d}{dt} \int_0^1 u^{\frac{1}{2}-H_0} (1-u)^{\frac{1}{2}-H_0} \frac{B(tu, \tilde{x}_{tu})}{C(tu, \tilde{x}_{tu})} du \Big|_{t=t_{ik}} \right\} \right. \\
&\quad \left. - \frac{\beta_k k_{H_k}^{-1}}{2-2H_k} \left\{ (2-2H_k) \int_0^1 u^{\frac{1}{2}-H_k} (1-u)^{\frac{1}{2}-H_k} \frac{B(t_{ik}u, \tilde{x}_{t_{ik}u})}{C(t_{ik}u, \tilde{x}_{t_{ik}u})} du \right. \right. \\
&\quad \left. \left. + t_{ik} \frac{d}{dt} \int_0^1 u^{\frac{1}{2}-H_k} (1-u)^{\frac{1}{2}-H_k} \frac{B(tu, \tilde{x}_{tu})}{C(tu, \tilde{x}_{tu})} du \Big|_{t=t_{ik}} \right\} + \Delta Z_{t_{ik}}^{\theta_k} - \Delta Z_{t_{ik}}^{\theta_0} \right]. \tag{S-16}
\end{aligned}$$

It follows from (5.1) and (5.2) that

$$\int_0^1 u^{\frac{1}{2}-H_0} (1-u)^{\frac{1}{2}-H_0} \frac{B(t_{ik}u, \tilde{x}_{t_{ik}u})}{C(t_{ik}u, \tilde{x}_{t_{ik}u})} du \rightarrow C_1(H_0, \tilde{x}), \text{ almost surely, as } i \rightarrow n_k; k \rightarrow \infty; \tag{S-17}$$

$$\frac{d}{dt} \int_0^1 u^{\frac{1}{2}-H_0} (1-u)^{\frac{1}{2}-H_0} \frac{B(tu, \tilde{x}_{tu})}{C(tu, \tilde{x}_{tu})} du \Big|_{t=t_{ik}} \rightarrow C_2(H_0, \tilde{x}), \text{ almost surely, as } i \rightarrow n_k; k \rightarrow \infty; \tag{S-18}$$

Now, since (5.1) and (5.2) hold uniformly in  $H \in [\eta, 1 - \eta]$  and  $C_1, C_2$  are continuous in  $H$ , it follows



from Lemma 18 (see Appendix) that

$$\int_0^1 u^{\frac{1}{2}-H_k} (1-u)^{\frac{1}{2}-H_k} \frac{B(t_{ik}u, \tilde{x}_{t_{ik}u})}{C(t_{ik}u, \tilde{x}_{t_{ik}u})} du \rightarrow C_1(\tilde{H}, \tilde{x}), \text{ almost surely, as } i \rightarrow n_k; k \rightarrow \infty; \quad (\text{S-19})$$

$$\left. \frac{d}{dt} \int_0^1 u^{\frac{1}{2}-H_k} (1-u)^{\frac{1}{2}-H_k} \frac{B(tu, \tilde{x}_{tu})}{C(tu, \tilde{x}_{tu})} du \right|_{t=t_{ik}} \rightarrow C_2(\tilde{H}, \tilde{x}), \text{ almost surely, as } i \rightarrow n_k; k \rightarrow \infty. \quad (\text{S-20})$$

Using (S-17) – (S-20) and the result  $t_{i+1,k}^{2-2H} - t_{ik}^{2-2H} \sim (2-2H) \frac{T_k^{2-2H}}{n_k}$  in (S-16), we obtain

$$\begin{aligned} \tilde{w}_{ik} \sim & \frac{c_{H_0}}{c_{\tilde{H}}^2} \frac{4\tilde{H}^2}{H_0} (2-2\tilde{H}) \frac{T_k^{1-H_0}}{\sqrt{n_k}} \times \left[ \frac{\beta_0 k_{H_0}^{-1}}{(2-2H_0)} \left( \frac{1-H_0}{1-\tilde{H}} \right) T_k^{2(H_k-H_0)} \{ (2-2H_0)C_1(H_0, \tilde{x}) + T_k C_2(H_0, \tilde{x}) \} \right. \\ & \left. - \frac{\tilde{\beta} k_{\tilde{H}}^{-1}}{(2-2\tilde{H})} \{ (2-2\tilde{H})C_1(\tilde{H}, \tilde{x}) + T_k C_2(\tilde{H}, \tilde{x}) \} + \Delta Z_{t_{ik}}^{\theta_k} - \Delta Z_{t_{ik}}^{\theta_0} \right], \\ & \text{almost surely, as } i \rightarrow n_k; k \rightarrow \infty. \end{aligned} \quad (\text{S-21})$$

Now observe that due to (4.3) and normality of  $\Delta M_{t_{ik}}^H, \Delta Z_{t_{ik}}^{\theta} \sim N\left(Q_{\theta}(t_{ik})\Delta w_{t_{ik}}^H, v_{M_{t_{ik}}^H}^2\right)$ . Using

(S-17) – (S-20) and the result  $t_{i+1,k}^{2-2H} - t_{ik}^{2-2H} \sim (2-2H) \frac{T_k^{2-2H}}{n_k}$ , it follows that  $\frac{\Delta Z_{t_{ik}}^{\theta_k} - Q_{\theta_k}(t_{ik})\Delta w_{t_{ik}}^{H_k}}{c_2 \sqrt{2-2H_k} T_k^{1-H_k} / \sqrt{n_k}} \sim$

$N(0, 1)$ , almost surely, as  $k \rightarrow \infty$ . Since a  $N(0, 1)$  random variable is almost surely finite, and since  $T_k^{1+u_k} \rightarrow \infty$  as  $k \rightarrow \infty$  for any non-negative-sequence  $u_k$ , it follows by dividing both sides of the above

by  $T_k^{1+u_k}$ , that  $\frac{\Delta Z_{t_{ik}}^{\theta_k} - Q_{\theta_k}(t_{ik})\Delta w_{t_{ik}}^{H_k}}{c_2 \sqrt{2-2H_k} T_k^{2-H_k+u_k} / \sqrt{n_k}} \rightarrow 0$ , almost surely, as  $k \rightarrow \infty$ , for any non-negative sequence

$u_k$ . Using (S-14), (S-17) – (S-20) and the result  $t_{i+1,k}^{2-2H_k} - t_{ik}^{2-2H_k} \sim (2-2H_k) \frac{T_k^{2-2H_k}}{n_k}$ , it is also easy

to see that  $\frac{Q_{\theta_k}(t_{ik})\Delta w_{t_{ik}}^{H_k}}{c_2 \sqrt{2-2H_k} T_k^{2-H_k+u_k} / \sqrt{n_k}} \rightarrow 0$ , almost surely, as  $k \rightarrow \infty$ , so that  $\frac{\Delta Z_{t_{ik}}^{\theta_k}}{T_k^{2-H_k+u_k} / \sqrt{n_k}} \rightarrow 0$ , almost

surely, as  $k \rightarrow \infty$ . In the same way,  $\frac{\Delta Z_{t_{ik}}^{\theta_0}}{T_k^{2-H_0+u_k} / \sqrt{n_k}} \rightarrow 0$ , almost surely, as  $k \rightarrow \infty$ . Using these results,

it follows from (S-21) that

$$\tilde{w}_{ik} \sim c \frac{T_k^{2-H_0+u_k}}{\sqrt{n_k}}, \text{ almost surely, as } i \rightarrow n_k; k \rightarrow \infty. \quad (\text{S-22})$$

where, if  $\tilde{H} > H_0$ , then  $u_k = 2(H_k - H_0)$  and

$$c = \beta_0 \frac{c_{H_0}}{c_{\tilde{H}}^2} \frac{4\tilde{H}^2}{H_0} k_{H_0}^{-1} C_2(H_0, \tilde{x}); \quad (\text{S-23})$$

if  $\tilde{H} < H_0$ , then  $u_k = 0$  and

$$c = -\tilde{\beta} \frac{c_{H_0}}{c_{\tilde{H}}^2} \frac{4\tilde{H}^2}{H_0} k_{\tilde{H}}^{-1} C_2(\tilde{H}, \tilde{x}); \quad (\text{S-24})$$

and if  $\tilde{H} = H_0$ , then  $u_k = 0$  and

$$c = (\beta_0 - \tilde{\beta}) \frac{4H_0}{c_{H_0}} k_{H_0}^{-1} C_2(H_0, \tilde{x}).$$

Hence, Lemma 17 together with (S-15), (S-16), (S-21) and (S-22), yields

$$\sum_{i=1}^{n_k} Y_{t_{ik}} \tilde{w}_{ik} \sim c \frac{T_k^{2-H_0+u_k}}{\sqrt{n_k}} \sum_{i=1}^{n_k} Y_{t_{ik}}, \text{ almost surely, as } k \rightarrow \infty. \quad (\text{S-25})$$

Hence, combining (S-25) with (S-13) yields, almost surely,

$$\begin{aligned} & - \sum_{i=1}^{n_k} \log \frac{v_{M_{t_{ik}}^{H_0}}^2}{v_{M_{t_{ik}}^{H_k}}^2} - \sum_{i=1}^{n_k} Y_{t_{ik}}^2 + \sum_{i=1}^{n_k} Y_{t_{ik}}^2 \frac{v_{M_{t_{ik}}^{H_0}}^2}{v_{M_{t_{ik}}^{H_k}}^2} + 2 \sum_{i=1}^{n_k} \frac{(\Delta M_{t_{ik}}^{H_k} - \Delta M_{t_{ik}}^{H_0}) \Delta M_{t_{ik}}^{H_0}}{v_{M_{t_{ik}}^{H_0}}^2} \frac{v_{M_{t_{ik}}^{H_0}}^2}{v_{M_{t_{ik}}^{H_k}}^2} \\ & \sim n_k K T_k^{2(H_k-H_0)} - n_k \log K - n_k \log T_k^{2(H_k-H_0)} - n_k + c \frac{T_k^{2-H_0+u_k}}{\sqrt{n_k}} \sum_{i=1}^{n_k} Y_{t_{ik}}, \text{ as } k \rightarrow \infty. \end{aligned} \quad (\text{S-26})$$

To calculate the limit of the right hand side of (S-26), let us first consider the case  $\tilde{H} > H_0$ . Since  $H_k \rightarrow \tilde{H}$  as  $k \rightarrow \infty$ , it follows that for any  $\epsilon > 0$ , there exists  $k_0(\epsilon) \geq 1$ , such that for  $k \geq k_0(\epsilon)$ ,  $2(\tilde{H} - H_0) - \epsilon < 2(H_k - H_0) < 2(\tilde{H} - H_0) + \epsilon$ . Hence, for  $k \geq k_0(\epsilon)$ ,  $T_k^{2(\tilde{H}-H_0)-\epsilon} < T_k^{2(H_k-H_0)} < T_k^{2(\tilde{H}-H_0)+\epsilon}$ . Hence, for  $\tilde{H} > H_0$ ,  $T_k^{2(H_k-H_0)} \rightarrow \infty$ , as  $k \rightarrow \infty$ . Now, since  $\frac{T_k^2}{n_k} \rightarrow 0$  as  $k \rightarrow \infty$ , it follows that

$$\frac{T_k^{2-H_0+2(H_k-H_0)}}{n_k T_k^{2(H_k-H_0)}} = \frac{T_k^{2-H_0}}{n_k} \rightarrow 0, \text{ as } k \rightarrow \infty. \quad (\text{S-27})$$

Now note that  $\frac{1}{\sqrt{n_k}} \sum_{i=1}^{n_k} Y_{t_{ik}} \sim N(0, 1)$ , for  $k \geq 1$ . That is,  $\frac{1}{\sqrt{n_k}} \sum_{i=1}^{n_k} Y_{t_{ik}}$  remains almost surely finite, as  $k \rightarrow \infty$ . Hence, it follows using  $T_k^{2(H_k-H_0)} \rightarrow \infty$ , as  $k \rightarrow \infty$ , and (S-27), that almost surely,

$$n_k K T_k^{2(H_k-H_0)} - n_k \log K - n_k \log T_k^{2(H_k-H_0)} - n_k + c \frac{T_k^{2-H_0+u_k}}{\sqrt{n_k}} \sum_{i=1}^{n_k} Y_{t_{ik}} \sim n_k K T_k^{2(H_k-H_0)} \rightarrow \infty, \text{ as } k \rightarrow \infty.$$

In other words, the right hand side of (S-26) tends to infinity as  $k \rightarrow \infty$ , when  $\tilde{H} > H_0$ .

Now consider the case where  $\tilde{H} < H_0$ . Then the right hand side of (S-26) is equal to  $\frac{n_k K}{T_k^{2(H_0-H_k)}} - n_k \log K + n_k \log T_k^{2(H_0-H_k)} - n_k + c \frac{T_k^{2-H_0}}{\sqrt{n_k}} \sum_{i=1}^{n_k} Y_{t_{ik}}$ . Now observe that

$$\frac{n_k \log T_k^{2(H_0-H_k)}}{\frac{n_k K}{T_k^{2(H_0-H_k)}}} = \frac{1}{K} T_k^{2(H_0-H_k)} \log T_k^{2(H_0-H_k)} \rightarrow \infty, \text{ as } k \rightarrow \infty; \quad (\text{S-28})$$

$$\frac{n_k \log T_k^{2(H_0-H_k)}}{T_k^{2-H_0}} = 2(H_0 - H_k) \times \frac{n_k}{T_k^2} \times T_k^{H_0} \log T_k \rightarrow \infty, \text{ as } k \rightarrow \infty. \quad (\text{S-29})$$

Using (S-28) and (S-29) we see that, almost surely

$$\frac{n_k K}{T_k^{2(H_0-H_k)}} - n_k \log K + n_k \log T_k^{2(H_0-H_k)} - n_k + c \frac{T_k^{2-H_0}}{\sqrt{n_k}} \sum_{i=1}^{n_k} Y_{t_{ik}} \sim n_k \log T_k^{2(H_0-H_k)} \rightarrow \infty, \text{ as } k \rightarrow \infty. \quad (\text{S-30})$$

In other words, for  $\tilde{H} \neq H_0$ , even if  $\tilde{\beta} = \beta_0$ ,

$$\begin{aligned}
& - \sum_{i=1}^{n_k} \log \frac{v_{M_{t_{ik}}}^{H_0}}}{v_{M_{t_{ik}}}^{H_k}} - \sum_{i=1}^{n_k} Y_{t_{ik}}^2 + \sum_{i=1}^{n_k} Y_{t_{ik}}^2 \frac{v_{M_{t_{ik}}}^{H_0}}{v_{M_{t_{ik}}}^{H_k}} \\
& + 2 \sum_{i=1}^{n_k} \frac{(\Delta M_{t_{ik}}^{H_k} - \Delta M_{t_{ik}}^{H_0}) \Delta M_{t_{ik}}^{H_0}}{v_{M_{t_{ik}}}^{H_0}} \frac{v_{M_{t_{ik}}}^{H_0}}{v_{M_{t_{ik}}}^{H_k}} \rightarrow \infty, \text{ almost surely, as } k \rightarrow \infty. \tag{S-31}
\end{aligned}$$

Since the term  $\sum_{i=1}^{n_k} \frac{(\Delta M_{t_{ik}}^{H_k} - \Delta M_{t_{ik}}^{H_0})^2}{v_{M_{t_{ik}}}^{H_0}} \frac{v_{M_{t_{ik}}}^{H_0}}{v_{M_{t_{ik}}}^{H_k}}$  of (S-8) is non-negative, it follows that  $\ell_k(\boldsymbol{\theta}_k) - \ell_k(\boldsymbol{\theta}_0) \rightarrow \infty$ , almost surely, as  $k \rightarrow \infty$ .

Now consider the case where  $H_k = H_0$ , for  $k = 1, 2, \dots$ , but  $\tilde{\beta} \neq \beta_0$ . In this case,

$$- \sum_{i=1}^{n_k} \log \frac{v_{M_{t_{ik}}}^{H_0}}{v_{M_{t_{ik}}}^{H_k}} - \sum_{i=1}^{n_k} Y_{t_{ik}}^2 + \sum_{i=1}^{n_k} Y_{t_{ik}}^2 \frac{v_{M_{t_{ik}}}^{H_0}}{v_{M_{t_{ik}}}^{H_k}} = 0, \tag{S-32}$$

and it follows from (S-27) and (S-25) that

$$\begin{aligned}
& 2 \sum_{i=1}^{n_k} \frac{(\Delta M_{t_{ik}}^{H_k} - \Delta M_{t_{ik}}^{H_0}) \Delta M_{t_{ik}}^{H_0}}{v_{M_{t_{ik}}}^{H_0}} \frac{v_{M_{t_{ik}}}^{H_0}}{v_{M_{t_{ik}}}^{H_k}} \\
& \sim (\beta_0 - \tilde{\beta}) \times \frac{4H_0}{c_{H_0}} \times k_{H_0}^{-1} C_2(H_0, \tilde{x}) \times \frac{T^{2-H_0}}{\sqrt{n_k}} \sum_{i=1}^{n_k} Y_{t_{ik}}, \\
& \text{almost surely, as } k \rightarrow \infty. \tag{S-33}
\end{aligned}$$

Also, in a similar way of obtaining (S-25), we see that

$$\begin{aligned}
& \frac{(\Delta M_{t_{ik}}^{H_k} - \Delta M_{t_{ik}}^{H_0})^2}{v_{M_{t_{ik}}}^{H_0}} \frac{v_{M_{t_{ik}}}^{H_0}}{v_{M_{t_{ik}}}^{H_k}} \\
& \sim \frac{4\tilde{H}^2}{c_{\tilde{H}}^2 T_k^{2-2H_k}} \times \left[ \beta_0 k_{H_0}^{-1} \frac{T_k^{2-2H_0}}{n_k} \{(2 - 2H_0)C_1(H_0, \tilde{x}) + T_k C_2(H_0, \tilde{x})\} \right. \\
& \quad \left. - \tilde{\beta} k_{\tilde{H}}^{-1} \frac{T_k^{2-2H_k}}{n_k} \{(2 - 2\tilde{H})C_1(\tilde{H}, \tilde{x}) + T_k C_2(\tilde{H}, \tilde{x})\} \right]^2, \text{ almost surely, as } i \rightarrow n_k; k \rightarrow \infty. \\
& = \frac{4\tilde{H}^2}{n_k c_{\tilde{H}}^2 T_k^{2-2H_k}} \times \left[ \beta_0 k_{H_0}^{-1} T_k^{2-2H_0} \{(2 - 2H_0)C_1(H_0, \tilde{x}) + T_k C_2(H_0, \tilde{x})\} \right. \\
& \quad \left. - \tilde{\beta} k_{\tilde{H}}^{-1} T_k^{2-2H_k} \{(2 - 2\tilde{H})C_1(\tilde{H}, \tilde{x}) + T_k C_2(\tilde{H}, \tilde{x})\} \right]^2. \tag{S-34}
\end{aligned}$$

Hence, if, for  $k \geq 1$ ,  $H_k = \tilde{H} = H_0$  and  $\tilde{\beta} \neq \beta_0$ , then it holds due to (S-34) that

$$\begin{aligned}
& \sum_{i=1}^{n_k} \frac{(\Delta M_{t_{ik}}^{H_k} - \Delta M_{t_{ik}}^{H_0})^2}{v_{M_{t_{ik}}}^{H_0}} \frac{v_{M_{t_{ik}}}^{H_0}}{v_{M_{t_{ik}}}^{H_k}} \sim (\tilde{\beta} - \beta_0)^2 \times \frac{4H_0^2}{c_{H_0}^2} \times \left\{ k_{H_0}^{-1} C_2(H_0, \tilde{x}) \right\}^2 \times T_k^{4-2H_0}, \\
& \text{almost surely, as } k \rightarrow \infty. \tag{S-35}
\end{aligned}$$

Combining (S-32), (S-33) and (S-35) yields in the case  $H_k = H_0$ , for  $k = 1, 2, \dots$ , and  $\tilde{\beta} \neq \beta_0$ , yields

$$\begin{aligned} \ell_k(\boldsymbol{\theta}_k) - \ell_k(\boldsymbol{\theta}_0) &\sim (\beta_0 - \tilde{\beta}) \times \frac{4H_0}{c_{H_0}} \times k_{H_0}^{-1} C_2(H_0, \tilde{x}) \times \frac{T_k^{2-H_0}}{\sqrt{n_k}} \sum_{i=1}^{n_k} Y_{t_{ik}} \\ &+ (\tilde{\beta} - \beta_0)^2 \times \frac{4H_0^2}{c_{H_0}^2} \times \left\{ k_{H_0}^{-1} C_2(H_0, \tilde{x}) \right\}^2 \times T_k^{4-2H_0} \end{aligned} \quad (\text{S-36})$$

$$\sim (\tilde{\beta} - \beta_0)^2 \times \frac{4H_0^2}{c_{H_0}^2} \times \left\{ k_{H_0}^{-1} C_2(H_0, \tilde{x}) \right\}^2 \times T_k^{4-2H_0}$$

$$\rightarrow \infty, \text{ almost surely, as } k \rightarrow \infty. \quad (\text{S-37})$$

Now note that  $\ell_{T,n}(\boldsymbol{\theta})$  is continuous in  $\boldsymbol{\theta}$ ,  $T$  and  $n$ . Using continuity, in conjunction with (S-19) and (S-20), it follows that for any other subsequence  $H_k$  converging to  $H_0$ , with  $\tilde{\beta} \neq \beta_0$ , it must hold that  $\ell_k(\boldsymbol{\theta}_k) - \ell_k(\boldsymbol{\theta}_0) \rightarrow \infty$ , almost surely, as  $k \rightarrow \infty$ .

We thus conclude that for any  $\delta > 0$ ,  $\inf_{\boldsymbol{\theta} \in \Theta: \|\boldsymbol{\theta} - \boldsymbol{\theta}_0\| \geq \delta} \{\ell_{T,n}(\boldsymbol{\theta}) - \ell_{T,n}(\boldsymbol{\theta}_0)\} \rightarrow \infty$ , almost surely, as  $n \rightarrow \infty$ ,  $T \rightarrow \infty$ , such that  $n/T^2 \rightarrow \infty$ . In other words,  $\hat{\boldsymbol{\theta}}_{T,n} = \left( \hat{\beta}_{T,n}, \hat{H}_{T,n} \right) \xrightarrow{a.s.} \boldsymbol{\theta}_0 = (\beta_0, H_0)$ , as  $n \rightarrow \infty$ ,  $T \rightarrow \infty$ , such that  $n/T^2 \rightarrow \infty$ . ■

## S-6 Proof of Corollary 3

**Proof.** Under either of (E1), (E2) and (E3), we have

$$\left. \frac{d}{dt} \int_0^1 u^{\frac{1}{2}-H} (1-u)^{\frac{1}{2}-H} \frac{B(tu, \tilde{x}_{tu})}{C(tu, \tilde{x}_{tu})} du \right|_{t=t_i} \rightarrow 0$$

almost surely, as  $i \rightarrow n_k$ ,  $k \rightarrow \infty$ , and  $C_1(H, \tilde{x}) \equiv C_1(H)$ . In these cases it follows from (S-21) that

$$\tilde{w}_{ik} \sim c \frac{T_k^{1-H_0+u_k}}{\sqrt{n_k}}, \text{ almost surely, as } i \rightarrow n_k; k \rightarrow \infty.$$

where, if  $\tilde{H} > H_0$ , then  $u_k = 2(H_k - H_0)$  and

$$c = \beta_0 \frac{c_{H_0}}{c_{\tilde{H}}^2} \frac{4\tilde{H}^2}{H_0} k_{H_0}^{-1} (2 - 2H_0) C_1(H_0);$$

if  $\tilde{H} < H_0$ , then  $u_k = 0$  and

$$c = -\tilde{\beta} \frac{c_{H_0}}{c_{\tilde{H}}^2} \frac{4\tilde{H}^2}{H_0} k_{\tilde{H}}^{-1} (2 - 2\tilde{H}) C_1(\tilde{H});$$

and if  $\tilde{H} = H_0$ , then  $u_k = 0$  and

$$c = (\beta_0 - \tilde{\beta}) \frac{4H_0}{c_{H_0}} k_{H_0}^{-1} (2 - 2H_0) C_1(H_0);$$

These imply that

$$2 \sum_{i=1}^{n_k} \frac{(\Delta M_{t_{ik}}^{H_k} - \Delta M_{t_{ik}}^{H_0}) \Delta M_{t_{ik}}^{H_0}}{v_{M_{t_{ik}}^{H_0}}^2} \frac{v_{M_{t_{ik}}^{H_0}}^2}{v_{M_{t_{ik}}^{H_k}}^2} = \sum_{i=1}^{n_k} Y_{t_{ik}} \tilde{w}_{ik} \sim c \frac{T_k^{1-H_0+u_k}}{\sqrt{n_k}} \sum_{i=1}^{n_k} Y_{t_{ik}}, \text{ almost surely, as } k \rightarrow \infty.$$

and

$$\sum_{i=1}^{n_k} \frac{(\Delta M_{t_{ik}}^{H_k} - \Delta M_{t_{ik}}^{H_0})^2}{v_{M_{t_{ik}}^{H_0}}^2} \frac{v_{M_{t_{ik}}^{H_0}}^2}{v_{M_{t_{ik}}^{H_k}}^2} \sim (\tilde{\beta} - \beta_0)^2 \times \frac{4H_0^2}{c_{H_0}^2} \times \left\{ k_{H_0}^{-1} (2 - 2H_0) C_1(H_0) \right\}^2 \times T^{2-2H_0},$$

almost surely, as  $k \rightarrow \infty$ . (S-1)

The rest of the proof follows in the same way as that of Theorem 1 by setting  $T_k/n_k \rightarrow 0$  instead of  $T_k^2/n_k \rightarrow 0$ , as  $k \rightarrow \infty$ . When  $H_k = H_0$  and  $\tilde{\beta} \neq \beta_0$ , we must replace  $T_k^{4-2H_0}$  with  $T_k^{2-2H_0}$  in (S-35). ■

## S-7 Proof of Theorem 4

**Proof.** To obtain the asymptotic distribution of  $\beta$ , let us minimize  $\ell_{T,n}(\boldsymbol{\theta})$  by differentiation with respect to  $\beta$ , fixing  $H = H_0$ . In this case, since  $\ell_{T,n}(\beta, H_0)$  is a quadratic form in  $\beta$ , it is easy to verify that differentiating  $\ell_{T,n}(\beta, H_0)$  with respect to  $\beta$  and solving for  $\beta$  by setting the differential equal to zero, and finally applying asymptotic equivalence to the solution, is the same as first obtaining the asymptotic equivalence of  $\ell_{T,n}(\beta, H_0) - \ell_{T,n}(\beta_0, H_0)$ , and then differentiating the asymptotic equivalent with respect to  $\beta$  and finding the solution by setting the differential to zero.

Indeed, in the same way as (S-36),

$$\begin{aligned} \ell_{T,n}(\beta, H_0) - \ell_{T,n}(\beta_0, H_0) &\sim (\beta_0 - \beta) \times \frac{4H_0}{c_{H_0}} \times k_{H_0}^{-1} C_2(H_0, \tilde{x}) \times \frac{T^{2-H_0}}{\sqrt{n}} \sum_{i=1}^n Y_{t_i} \\ &+ (\beta - \beta_0)^2 \times \frac{4H_0^2}{c_{H_0}^2} \times \left\{ k_{H_0}^{-1} C_2(H_0, \tilde{x}) \right\}^2 \times T^{4-2H_0}, \\ &\text{almost surely, as } T \rightarrow \infty; n \rightarrow \infty; \frac{n}{T^2} \rightarrow \infty. \end{aligned} \quad (\text{S-1})$$

Differentiating the asymptotic equivalent on the right hand side of (S-1) with respect to  $\beta$  and setting equal to zero we obtain the solution  $\hat{\beta}_{T,n}$  as

$$T^{2-H_0} (\hat{\beta}_{T,n} - \beta_0) = a_{H_0} Z_{T,n}, \quad (\text{S-2})$$

where

$$a_{H_0} = \frac{k_{H_0} c_{H_0}}{2H_0 C_2(H_0, \tilde{x})}; \quad (\text{S-3})$$

$$Z_{T,n} = \frac{1}{\sqrt{n}} \sum_{i=1}^n Y_{t_i}. \quad (\text{S-4})$$

Note that for any  $T > 0$  and  $n \geq 1$ ,  $Z_{T,n}$  is equivalent in distribution to  $Z$ , where  $Z \sim N(0, 1)$ . From (S-2), (S-3) and (S-4), it follows that

$$T^{2-H_0} (\hat{\beta}_{T,n} - \beta_0) \rightarrow a_{H_0} Z \sim N(0, a_{H_0}^2), \text{ almost surely, as } T \rightarrow \infty; n \rightarrow \infty; \frac{n}{T^2} \rightarrow \infty. \quad (\text{S-5})$$

Hence, continuity of logarithm ensures that

$$(2 - H_0) \log T - \log |a_{H_0}| + \log \left| \hat{\beta}_{T,n} - \beta_0 \right| \rightarrow \log |Z|, \text{ almost surely, as } T \rightarrow \infty; n \rightarrow \infty; \frac{n}{T^2} \rightarrow \infty. \quad (\text{S-6})$$

Now note that for any fixed  $\beta \in \mathbb{R}$ , the same method of the proof of Theorem 1 shows that  $\hat{H}_{T,n} \xrightarrow{a.s.} H_0$ .

Thus, due to continuity of  $a_H$  with respect to  $H$ ,

$$(2 - H_0) \log T - \log |a_{H_0}| + \log \left| \hat{\beta}_{T,n} - \beta_0 \right| \sim (2 - \hat{H}_{T,n}) \log T - \log \left| a_{\hat{H}_{T,n}} \right| + \log \left| \hat{\beta}_{T,n} - \beta_0 \right|,$$

almost surely, as  $T \rightarrow \infty$ ;  $n \rightarrow \infty$ ;  $\frac{n}{T^2} \rightarrow \infty$ . Hence,

$$(2 - \hat{H}_{T,n}) \log T - \log \left| a_{\hat{H}_{T,n}} \right| + \log \left| \hat{\beta}_{T,n} - \beta_0 \right| \rightarrow \log |Z|, \text{ almost surely, as } T \rightarrow \infty; n \rightarrow \infty; \frac{n}{T^2} \rightarrow \infty. \quad (\text{S-7})$$

Using continuity of exponential we obtain from (S-7) that

$$\frac{T^{2-\hat{H}_{T,n}}}{\left| a_{\hat{H}_{T,n}} \right|} \left| \hat{\beta}_{T,n} - \beta_0 \right| \rightarrow |Z|, \text{ almost surely, as } T \rightarrow \infty; n \rightarrow \infty; \frac{n}{T^2} \rightarrow \infty. \quad (\text{S-8})$$

Now let  $\tilde{Z}$  be a random variable that takes  $|Z|$  and  $-|Z|$  with probabilities  $1/2$  and  $1/2$ . Then  $\tilde{Z} \sim N(0, 1)$ . Since due to (S-8),  $|Z|$  and  $-|Z|$  are the asymptotic forms of  $\frac{T^{2-\hat{H}_{T,n}}}{\left| a_{\hat{H}_{T,n}} \right|} \left| \hat{\beta}_{T,n} - \beta_0 \right|$  and

$-\frac{T^{2-\hat{H}_{T,n}}}{\left| a_{\hat{H}_{T,n}} \right|} \left| \hat{\beta}_{T,n} - \beta_0 \right|$ , respectively, it follows that

$$\frac{T^{2-\hat{H}_{T,n}}}{\left| a_{\hat{H}_{T,n}} \right|} \left( \hat{\beta}_{T,n} - \beta_0 \right) \rightarrow \tilde{Z} \sim N(0, 1), \text{ almost surely, as } T \rightarrow \infty; n \rightarrow \infty; \frac{n}{T^2} \rightarrow \infty.$$

This completes the proof. ■

## S-8 Proof of Theorem 5

**Proof.** In this case we have

$$\begin{aligned} \ell_{T,n}(\beta, H_0) - \ell_{T,n}(\beta_0, H_0) &\sim (\beta - \beta_0) \times \frac{4H_0}{c_{H_0}} \times k_{H_0}^{-1} (2 - 2H_0) C_1(H_0) \times \frac{T^{1-H_0}}{\sqrt{n}} \sum_{i=1}^n Y_{t_i} \\ &+ (\beta - \beta_0)^2 \times \frac{4H_0^2}{c_{H_0}^2} \times \left\{ k_{H_0}^{-1} (2 - 2H_0) C_1(H_0) \right\}^2 \times T^{2-2H_0}, \\ &\text{almost surely, as } T \rightarrow \infty; n \rightarrow \infty; \frac{n}{T} \rightarrow \infty. \end{aligned}$$

The rest of the proof follows in the same way as that of Theorem 4. ■

## S-9 Proof of Theorem 7

**Proof.** Differentiating  $\ell_{T,n}(\beta, H_{T,n}^*) - \ell_{T,n}(\beta_0, H_0)$  with respect to  $\beta$  and solving for  $\beta$  after setting the differential equal to zero yields the solution  $\beta = \tilde{\beta}_{T,n}$ , where

$$\tilde{\beta}_{T,n} \sim \beta_0 \left( \frac{d_{H_0} T^{2-2H_0} + b_{H_0} T^{3-2H_0}}{d_{\tilde{H}} T^{2-2H_{T,n}^*} + b_{\tilde{H}} T^{3-2H_{T,n}^*}} \right) \quad (\text{S-1})$$

$$+ \frac{C_3 Z_{T,n} T^{2-H_0} \left[ (2-2\tilde{H}) T^{1-2H_{T,n}^*} C_1(\tilde{H}, \tilde{x}) + T^{2-2H_{T,n}^*} C_2(\tilde{H}, \tilde{x}) \right]}{\left( d_{\tilde{H}} T^{2-2H_{T,n}^*} + b_{\tilde{H}} T^{3-2H_{T,n}^*} \right)^2}, \quad (\text{S-2})$$

almost surely, as  $T \rightarrow \infty$  and  $n \rightarrow \infty$ ,

where  $Z_{T,n} = n^{-1/2} \sum_{i=1}^n Y_{t_i} \sim N(0, 1)$  for any  $T > 0$  and  $n \geq 1$ ,  $C_3 = \frac{c_{H_0}}{H_0} \times k_{\tilde{H}}^{-1}$  and for any  $H \in [\eta, 1 - \eta]$ ,  $d_H = 2k_H^{-1}(1-H)C_1(H, \tilde{x})$ ;  $b_H = k_H^{-1}C_2(H, \tilde{x})$ . The second term (S-2) is asymptotically equivalent to  $T^{-H_0-2(1-H_{T,n}^*)}$ , which tends to zero almost surely, as  $T \rightarrow \infty$ , irrespective of  $\tilde{H} > H_0$  or  $\tilde{H} < H_0$ . However, the first term (S-1) goes to infinity if  $\tilde{H} > H_0$ , and to zero if  $\tilde{H} < H_0$ . In other words,  $\tilde{\beta}_{T,n}$  tends to infinity if  $\tilde{H} > H_0$  and to zero if  $\tilde{H} < H_0$ , almost surely, as  $T \rightarrow \infty$ . Hence,  $\tilde{\beta}_{T,n}$  given above is an inconsistent estimator of  $\beta_0$ . Note that the conclusion does not depend upon compactness or non-compactness of the parameter space  $\mathfrak{B}$ , since in neither case  $\tilde{\beta}_{T,n}$  can converge to  $\beta_0$ , for all  $\beta_0 \in \mathfrak{B}$ . ■

## S-10 Proof of Theorem 8

**Proof.** Under (E1), (E2) or (E3), for sufficiently large  $T$ , differentiating  $\ell_{T,n}(\beta, H_{T,n}^*) - \ell_{T,n}(\beta_0, H_0)$  with respect to  $\beta$  and solving for  $\beta$  after setting the differential equal to zero yields the solution  $\beta = \tilde{\beta}_{T,n}$ , where

$$\begin{aligned} \tilde{\beta}_{T,n} &\sim \beta_0 \left( \frac{d_{H_0}}{d_{\tilde{H}}} \right) T^{2(H_{T,n}^* - H_0)} + C_3 Z_{T,n} \left( \frac{2-2\tilde{H}}{d_{\tilde{H}}^2} \right) T^{1-H_0-2(1-H_{T,n}^*)} \\ &\sim \beta_0 \left( \frac{d_{H_0}}{d_{\tilde{H}}} \right) T^{2(H_{T,n}^* - H_0)}, \end{aligned} \quad (\text{S-1})$$

almost surely, as  $T \rightarrow \infty$ ;  $n \rightarrow \infty$ ,

where the definitions of  $Z_{T,n}$  and  $C_3$  remain the same as in the proof of Theorem 7, and  $d_H = 2k_H^{-1}(1-H)C_1(H)$ . Note that (S-1) follows from the previous step since

$$\frac{T^{2(H_{T,n}^* - H_0)}}{T^{1-H_0-2(1-H_{T,n}^*)}} = T^{1-H_0} \rightarrow \infty, \text{ as } T \rightarrow \infty; n \rightarrow \infty,$$

since  $H_0 < 1$ .

Hence if  $\tilde{H} > H_0$  and  $\tilde{H} < H_0$ , then using (S-1) it follows that  $\tilde{\beta}_{T,n} \rightarrow \infty$  and  $\tilde{\beta}_{T,n} \rightarrow 0$ , respectively, almost surely, as  $T \rightarrow \infty$  and  $n \rightarrow \infty$ .

Again, note that the conclusion does not depend upon compactness or non-compactness of the parameter space  $\mathfrak{B}$ , since in neither case  $\tilde{\beta}_{T,n}$  can converge to  $\beta_0$ , for all  $\beta_0 \in \mathfrak{B}$ . ■

## S-11 Proof of Theorem 10

**Proof.** As argued in Remark 6, the *MLE*  $\hat{\theta}_{T,n}$  is strongly consistent for  $\theta_0$  even when the parameter space of  $\beta$  is  $\mathbb{R}$ . Hence, the proof follows by a simple application of Doob's theorem (see, for example,

Theorem 7.78 of Schervish (1995)) which is easily seen to hold valid in our case as  $T \rightarrow \infty$ ,  $n \rightarrow \infty$ , such that  $n/T^2 \rightarrow \infty$ . ■

## S-12 Proof of Theorem 11

**Proof.** Again, the proof is a simple application of Doob's theorem. ■

## S-13 Proof of Theorem 12

**Proof.** Note that

$$\begin{aligned} & \pi(\beta \in N_0 | H = H_0, \tilde{x}_{t_i}; i = 1, \dots, n) \\ &= \frac{\int_{N_0} \exp\left\{-\frac{1}{2}(\ell_{T,n}(\beta, H_0) - \ell_{T,n}(\beta_0, H_0))\right\} d\pi(\beta)}{\int_{N_0} \exp\left\{-\frac{1}{2}(\ell_{T,n}(\beta, H_0) - \ell_{T,n}(\beta_0, H_0))\right\} d\pi(\beta) + \int_{N_0^c} \exp\left\{-\frac{1}{2}(\ell_{T,n}(\beta, H_0) - \ell_{T,n}(\beta_0, H_0))\right\} d\pi(\beta)} \end{aligned} \quad (\text{S-1})$$

If we can show that

$$\frac{\int_{N_0} \exp\left\{-\frac{1}{2}(\ell_{T,n}(\beta, H_0) - \ell_{T,n}(\beta_0, H_0))\right\} d\pi(\beta)}{\int_{N_0^c} \exp\left\{-\frac{1}{2}(\ell_{T,n}(\beta, H_0) - \ell_{T,n}(\beta_0, H_0))\right\} d\pi(\beta)} \rightarrow \infty, \text{ almost surely, as } T \rightarrow \infty; n \rightarrow \infty; \frac{n}{T^2} \rightarrow \infty, \quad (\text{S-2})$$

then it would prove that

$$\pi(\beta \in N_0 | H = H_0, \tilde{x}_{t_i}; i = 1, \dots, n) \xrightarrow{a.s.} 1. \quad (\text{S-3})$$

Now,

$$\pi(\beta \in N_0 | H = H_0, \tilde{x}_{t_i}; i = 1, \dots, n) = E(I_{N_0}(\beta) | H = H_0, \tilde{x}_{t_i}; i = 1, \dots, n), \quad (\text{S-4})$$

and the expression on the right hand side is a martingale. By the martingale convergence theorem (see, for example, Theorem B.118 of Schervish (1995)),  $E(I_{N_0}(\beta) | H = H_0, \tilde{x}_{t_i}; i = 1, \dots, n) \xrightarrow{a.s.} E(I_{N_0}(\beta) | H = H_0, \tilde{x}_t; t \geq 0)$ , as  $T \rightarrow \infty$ ,  $n \rightarrow \infty$  and  $n/T^2 \rightarrow \infty$ . This, combined with (S-3) and (S-4), shows that

$$E(I_{N_0}(\beta) | H = H_0, \tilde{x}_t; t \geq 0) = 1. \quad (\text{S-5})$$

Since

$$\pi(\beta \in N_0 | H = \hat{H}_{T,n}, \tilde{x}_{t_i}; i = 1, \dots, n) = E(I_{N_0}(\beta) | H = \hat{H}_{T,n}, \tilde{x}_{t_i}; i = 1, \dots, n)$$

is also a martingale, by the martingale convergence theorem, almost sure consistency of  $\hat{H}_{T,n}$  and (S-5),

$$\begin{aligned} & \pi(\beta \in N_0 | H = \hat{H}_{T,n}, \tilde{x}_{t_i}; i = 1, \dots, n) \xrightarrow{a.s.} E(I_{N_0}(\beta) | H = H_0, \tilde{x}_t; t \geq 0) = 1, \\ & \text{as } T \rightarrow \infty, n \rightarrow \infty, \frac{n}{T^2} \rightarrow \infty. \end{aligned} \quad (\text{S-6})$$



Thus, we only require to prove that (S-2) holds. In this regard, first let  $\bar{C}_\epsilon = \{\beta : (\beta - \beta_0)^2 g(H_0) \leq \epsilon\}$ , the closure of  $C_\epsilon$  and note that

$$\begin{aligned} & \int_{N_0} \exp \left\{ -\frac{1}{2} (\ell_{T,n}(\beta, H_0) - \ell_{T,n}(\beta_0, H_0)) \right\} d\pi(\beta) \\ & \geq \int_{\bar{C}_\epsilon} \exp \left\{ -\frac{T^{4-2H_0}}{2} \frac{\sup_{\beta \in \bar{C}_\epsilon} (\ell_{T,n}(\beta, H_0) - \ell_{T,n}(\beta_0, H_0))}{T^{4-2H_0}} \right\} d\pi(\beta). \end{aligned} \quad (\text{S-7})$$

Now, from (S-1), we see that, point-wise with respect to  $\beta \in \bar{C}_\epsilon$ ,

$$\frac{(\ell_{T,n}(\beta, H_0) - \ell_{T,n}(\beta_0, H_0))}{T^{4-2H_0}} \xrightarrow{a.s.} (\beta - \beta_0)^2 g(H_0), \text{ as } T \rightarrow \infty, n \rightarrow \infty, \frac{n}{T^2} \rightarrow \infty. \quad (\text{S-8})$$

Hence, for  $\beta_1, \beta_2 \in \bar{C}_\epsilon$ , it follows from (S-8) and continuity of the absolute function, that

$$\frac{|\ell_{T,n}(\beta_1, H_0) - \ell_{T,n}(\beta_2, H_0)|}{T^{4-2H_0}} \xrightarrow{a.s.} g(H_0) |\beta_1 - \beta_2| |\beta_1 + \beta_2 - 2\beta_0|, \text{ as } T \rightarrow \infty, n \rightarrow \infty, \frac{n}{T^2} \rightarrow \infty. \quad (\text{S-9})$$

Since  $\beta_1, \beta_2 \in \bar{C}_\epsilon$ , they are bounded, and so,  $|\beta_1 + \beta_2 - 2\beta_0| \leq M$ , for some  $M > 0$ . This, and (S-9) implies that  $\frac{(\ell_{T,n}(\beta, H_0) - \ell_{T,n}(\beta_0, H_0))}{T^{4-2H_0}}$  is stochastically equicontinuous, and hence (see, for example, Newey (1991)),

$$\sup_{\beta \in \bar{C}_\epsilon} \left| \frac{(\ell_{T,n}(\beta, H_0) - \ell_{T,n}(\beta_0, H_0))}{T^{4-2H_0}} - (\beta - \beta_0)^2 g(H_0) \right| \xrightarrow{a.s.} 0. \quad (\text{S-10})$$

Now, due to (S-10), for  $\epsilon > 0$ , there exists  $n_0(\epsilon) \geq 1$  and  $T_0(\epsilon) > 0$  such that  $n \geq n_0(\epsilon)$  and  $T \geq T_0(\epsilon)$ ,

$$\begin{aligned} & \sup_{\beta \in \bar{C}_\epsilon} \frac{(\ell_{T,n}(\beta, H_0) - \ell_{T,n}(\beta_0, H_0))}{T^{4-2H_0}} \\ & \leq \sup_{\beta \in \bar{C}_\epsilon} \left| \frac{(\ell_{T,n}(\beta, H_0) - \ell_{T,n}(\beta_0, H_0))}{T^{4-2H_0}} - (\beta - \beta_0)^2 g(H_0) \right| + \sup_{\beta \in \bar{C}_\epsilon} (\beta - \beta_0)^2 g(H_0) \\ & \leq \epsilon + (\beta^* - \beta_0)^2 g(H_0) \\ & \leq 2\epsilon, \end{aligned} \quad (\text{S-11})$$

where  $\beta^* \in \bar{C}_\epsilon$  is such that  $\sup_{\beta \in \bar{C}_\epsilon} (\beta - \beta_0)^2 g(H_0) = (\beta^* - \beta_0)^2 g(H_0) \leq \epsilon$ , thanks to compactness of  $\bar{C}_\epsilon$ . It follows from (S-11) and (S-7), that for  $n \geq n_0(\epsilon)$  and  $T \geq T_0(\epsilon)$ ,

$$\begin{aligned} & \int_{N_0} \exp \left\{ -\frac{1}{2} (\ell_{T,n}(\beta, H_0) - \ell_{T,n}(\beta_0, H_0)) \right\} d\pi(\beta) \\ & \geq \int_{\bar{C}_\epsilon} \exp \{-\epsilon T^{4-2H_0}\} d\pi(\beta) = \pi(\bar{C}_\epsilon) \exp \{-\epsilon T^{4-2H_0}\}. \end{aligned} \quad (\text{S-12})$$

Now observe that

$$\begin{aligned} & \int_{N_0^c} \exp \left\{ -\frac{1}{2} (\ell_{T,n}(\beta, H_0) - \ell_{T,n}(\beta_0, H_0)) \right\} d\pi(\beta) \\ & \leq \int_{C_\epsilon^c} \exp \left\{ -\frac{T^{4-2H_0}}{2} \frac{\inf_{\beta \in C_\epsilon} (\ell_{T,n}(\beta, H_0) - \ell_{T,n}(\beta_0, H_0))}{T^{4-2H_0}} \right\} d\pi(\beta). \end{aligned} \quad (\text{S-13})$$

Also, there exists  $\tilde{\beta} \neq \beta_0$  such that

$$\frac{\inf_{\beta \in C_\epsilon^c} (\ell_{T,n}(\beta, H_0) - \ell_{T,n}(\beta_0, H_0))}{T^{4-2H_0}} \geq \frac{(\ell_{T,n}(\tilde{\beta}, H_0) - \ell_{T,n}(\beta_0, H_0))}{T^{4-2H_0}} \rightarrow (\tilde{\beta} - \beta_0)^2 g(H_0),$$

almost surely, as  $T \rightarrow \infty$ ;  $n \rightarrow \infty$ ;  $\frac{n}{T^2} \rightarrow \infty$ . (S-14)

It follows due to (S-14) that for any  $\epsilon > 0$ , there exists  $n_1(\epsilon) \geq 1$  and  $T_1(\epsilon) > 0$  such that  $n \geq n_1(\epsilon)$  and  $T \geq T_1(\epsilon)$ ,

$$\frac{\inf_{\beta \in C_\epsilon^c} (\ell_{T,n}(\beta, H_0) - \ell_{T,n}(\beta_0, H_0))}{T^{4-2H_0}} \geq (\tilde{\beta} - \beta_0)^2 g(H_0) - \epsilon. \quad (\text{S-15})$$

Using (S-15) in (S-12) we obtain for  $n \geq n_1(\epsilon)$  and  $T \geq T_1(\epsilon)$ ,

$$\begin{aligned} & \int_{N_0^c} \exp \left\{ -\frac{1}{2} (\ell_{T,n}(\beta, H_0) - \ell_{T,n}(\beta_0, H_0)) \right\} d\pi(\beta) \\ & \leq \int_{C_\epsilon^c} \exp \left\{ -\frac{T^{4-2H_0} \left\{ (\tilde{\beta} - \beta_0)^2 g(H_0) - \epsilon \right\}}{2} \right\} d\pi(\beta) \\ & = \pi(C_\epsilon^c) \exp \left\{ -\frac{T^{4-2H_0} \left\{ (\tilde{\beta} - \beta_0)^2 g(H_0) - \epsilon \right\}}{2} \right\}. \end{aligned} \quad (\text{S-16})$$

From (S-12) and (S-16) we obtain for  $n \geq \max\{n_0(\epsilon), n_1(\epsilon)\}$  and for  $T \geq \max\{T_0(\epsilon), T_1(\epsilon)\}$ , that

$$\begin{aligned} & \frac{\int_{N_0} \exp \left\{ -\frac{1}{2} (\ell_{T,n}(\beta, H_0) - \ell_{T,n}(\beta_0, H_0)) \right\} d\pi(\beta)}{\int_{N_0^c} \exp \left\{ -\frac{1}{2} (\ell_{T,n}(\beta, H_0) - \ell_{T,n}(\beta_0, H_0)) \right\} d\pi(\beta)} \geq \frac{\pi(\bar{C}_\epsilon)}{\pi(C_\epsilon^c)} \exp \left\{ \frac{T^{4-2H_0} \left\{ (\tilde{\beta} - \beta_0)^2 g(H_0) - 2\epsilon \right\}}{2} \right\} \\ & \rightarrow \infty, \text{ almost surely, as } T \rightarrow \infty; n \rightarrow \infty; \frac{n}{T^2} \rightarrow \infty. \end{aligned}$$

This proves the theorem. ■

## S-14 Proof of Theorem 13

**Proof.** The proof is similar to that of Theorem 12. ■

## S-15 Posterior asymptotic normal setup and the main result in Schervish (1995)

Let  $\tilde{\ell}_n(\boldsymbol{\theta}) = \log L_n(\boldsymbol{\theta})$  denote the log-likelihood associated with  $n$  observations  $x_1, \dots, x_n$  having density  $f(x_1, \dots, x_n | \boldsymbol{\theta})$  with parameter  $\boldsymbol{\theta} \in \Theta$ , where  $\Theta \subseteq \mathbb{R}^p$  is the parameter space, for  $p \geq 1$ . Now denoting by  $\hat{\boldsymbol{\theta}}_n$  the *MLE* associated with  $n$  observations, let

$$\Sigma_n^{-1} = \begin{cases} -\tilde{\ell}_n''(\hat{\boldsymbol{\theta}}_n) & \text{if the inverse and } \hat{\boldsymbol{\theta}}_n \text{ exist} \\ \mathbb{I}_p & \text{if not,} \end{cases} \quad (\text{S-1})$$

where for any  $\mathbf{t} \in \mathbb{R}^p$ ,

$$\tilde{\ell}_n''(\mathbf{t}) = \left( \left( \frac{\partial^2}{\partial \theta_i \partial \theta_j} \tilde{\ell}_n(\boldsymbol{\theta}) \Big|_{\boldsymbol{\theta}=\mathbf{t}} \right) \right), \quad (\text{S-2})$$

and  $\mathbb{I}_p$  is the identity matrix of order  $p$ . Thus,  $\Sigma_n^{-1}$  is the observed Fisher's information matrix.

### S-15.0.1 Regularity conditions

- (1) The true value  $\theta_0$  is a point interior to  $\Theta$ .
- (2) The prior distribution of  $\theta$  has a density with respect to Lebesgue measure that is positive and continuous at  $\theta_0$ .
- (3) There exists a neighborhood  $\mathcal{N}_0 \subseteq \Theta$  of  $\theta_0$  on which  $\tilde{\ell}_n(\theta) = \log f(x_1, \dots, x_n | \theta)$  is twice continuously differentiable with respect to all co-ordinates of  $\theta$ , almost surely with respect to the true, data-generating distribution  $P_{\theta_0}$ .
- (4) The largest eigenvalue of  $\Sigma_n$  goes to zero in probability.
- (5) For  $\delta > 0$ , define  $\mathcal{N}_0(\delta)$  to be the open ball of radius  $\delta$  around  $\theta_0$ . Let  $\rho_n$  be the smallest eigenvalue of  $\Sigma_n$ . If  $\mathcal{N}_0(\delta) \subseteq \Theta$ , there exists  $K(\delta) > 0$  such that

$$\lim_{n \rightarrow \infty} P_{\theta_0} \left( \sup_{\theta \in \Theta \setminus \mathcal{N}_0(\delta)} \rho_n [\tilde{\ell}_n(\theta) - \tilde{\ell}_n(\theta_0)] < -K(\delta) \right) = 1. \quad (\text{S-3})$$

- (6) For each  $\epsilon > 0$ , there exists  $\delta(\epsilon) > 0$  such that

$$\lim_{n \rightarrow \infty} P_{\theta_0} \left( \sup_{\theta \in \mathcal{N}_0(\delta(\epsilon)), \|\gamma\|=1} \left| 1 + \gamma^T \Sigma_n^{-\frac{1}{2}} \tilde{\ell}_n''(\theta) \Sigma_n^{-\frac{1}{2}} \gamma \right| < \epsilon \right) = 1. \quad (\text{S-4})$$

**Theorem 19 (Theorem 7.89 of Schervish (1995))** *Assume the above six regularity conditions. Letting  $\Psi_n = \Sigma_n^{-1/2} (\theta - \hat{\theta}_n)$  and denoting by  $\pi_n$  the posterior distribution of  $\Psi_n$  given  $x_1, \dots, x_n$ , for each compact subset  $B$  of  $\mathbb{R}^p$  and each  $\epsilon > 0$ , the following holds:*

$$\lim_{n \rightarrow \infty} P_{\theta_0} \left( \sup_{\psi \in B} |\pi_n(\psi) - \phi(\psi)| > \epsilon \right) = 0, \quad (\text{S-5})$$

where  $\phi(\cdot)$  denotes the density of the  $p$ -dimensional standard normal distribution.

## S-16 Proof of Theorem 14

**Proof.** Note that  $\tilde{\ell}_{T,n}(\theta) = -\ell_{T,n}(\theta)/2$ , where we have replaced  $\tilde{\ell}_n(\theta)$  with  $\tilde{\ell}_{T,n}(\theta)$  for obvious reasons. For our purpose, we shall deal with  $\tilde{\ell}_{T,n}(\beta, H_0)$ . For the relevant Taylor's series expansion considered in the proof of Theorem 7.89 provided in Schervish (1995), we consider the expansion of  $\tilde{\ell}_{T,n}(\beta, H_0)$  around the *MLE*  $\hat{\theta}_{T,n} = (\hat{\beta}_{T,n}, \hat{H}_{T,n})$ .

To obtain  $\tilde{\ell}_{T,n}''(\beta, H_0)$ , we consider the above Taylor's series expansion of  $\tilde{\ell}_{T,n}(\beta, H_0)$  around  $\hat{\theta}_{T,n}$  consisting of at least the first four terms, that is, at least till the term consisting of three derivatives. It is then easy to verify by direct calculation that for all  $\beta \in \mathbb{R}$  and also for  $\beta = \hat{\beta}_{T,n}$ ,

$$\tilde{\ell}_{T,n}''(\beta, H_0) \sim -a_{\hat{H}_{T,n}}^{-2} T^{4-2\hat{H}_{T,n}}, \text{ almost surely, as } T \rightarrow \infty; n \rightarrow \infty; \frac{n}{T^2} \rightarrow \infty, \quad (\text{S-1})$$

where, for any  $H$ ,  $a_H$  is given by (9.1). Thus,

$$\Sigma_{T,n} = - \left( \tilde{\ell}_{T,n}''(\hat{\beta}_{T,n}, H_0) \right)^{-1} \sim a_{\hat{H}_{T,n}}^2 T^{-4+2\hat{H}_{T,n}}, \text{ almost surely, as } T \rightarrow \infty; n \rightarrow \infty; \frac{n}{T^2} \rightarrow \infty. \quad (\text{S-2})$$

Now observe that the first three regularity conditions of Section S-15.0.1 are trivially satisfied, and because of (S-2), condition (4) is also satisfied.

Now note that condition (5), associated with  $\rho_{T,n}$ , is required to control equation (7.97) of the proof of Schervish (1995). In this regard, first observe that the aforementioned equation remains valid even if we consider the Taylor's series expansion of  $\tilde{\ell}_{T,n}(\beta, H_0)$  in equation (7.97) around  $(\hat{\beta}_{T,n}, H_0)$  instead of around  $(\hat{\beta}_n, \hat{H}_{T,n})$ . To obtain  $\rho_{T,n}$  corresponding to this case, we expand  $\tilde{\ell}_{T,n}(\beta, H_0)$  around  $(\hat{\beta}_{T,n}, H_0)$  till at least the first four terms, as before. This yields  $\rho_{T,n} \sim a_{H_0}^2 T^{-4+2H_0}$ , almost surely, as  $T \rightarrow \infty$ ;  $n \rightarrow \infty$ ;  $\frac{n}{T^2} \rightarrow \infty$ .

Now, since  $\tilde{\ell}_{T,n}(\beta, H_0)$  is quadratic in  $\beta$ , the quantity  $\sup_{|\beta-\beta_0|>\delta} \rho_{T,n} [\tilde{\ell}_{T,n}(\beta, H_0) - \tilde{\ell}_{T,n}(\beta_0, H_0)]$  is  $\rho_{T,n} [\tilde{\ell}_{T,n}(\beta^*, H_0) - \tilde{\ell}_{T,n}(\beta_0, H_0)]$ , where  $\beta^* = \beta_0 + \delta$  or  $\beta_0 - \delta$ . Hence,

$$\begin{aligned} \sup_{|\beta-\beta_0|>\delta} \rho_{T,n} [\tilde{\ell}_{T,n}(\beta, H_0) - \tilde{\ell}_{T,n}(\beta_0, H_0)] &< -K(\delta) \\ \Leftrightarrow \rho_{T,n} [\tilde{\ell}_{T,n}(\beta^*, H_0) - \tilde{\ell}_{T,n}(\beta_0, H_0)] &< -K(\delta). \end{aligned} \quad (\text{S-3})$$

The left hand side of (S-3) converges almost surely to  $-(\beta^* - \beta_0)^2/2 = -\delta^2/2$ , as  $T \rightarrow \infty$ ;  $n \rightarrow \infty$ ;  $\frac{n}{T^2} \rightarrow \infty$ . Hence, for  $K(\delta) < \delta^2/2$ , condition (5) holds.

To verify condition (6), note that by (S-1), it follows that for any  $\epsilon > 0$ ,  $\left| 1 + \gamma^T \Sigma_n^{\frac{1}{2}} \tilde{\ell}_n''(\boldsymbol{\theta}) \Sigma_n^{\frac{1}{2}} \gamma \right| < \epsilon$  as  $T \rightarrow \infty$ ;  $n \rightarrow \infty$ ;  $\frac{n}{T^2} \rightarrow \infty$ , for  $\|\gamma\| = 1$ . Here  $\gamma$  is a scalar and so  $\gamma^T = \gamma$  and  $\|\gamma\| = |\gamma|$ . Hence, condition (6) holds trivially.

Thus, the proof of Theorem 14 is complete. ■

## S-17 Proof of Theorem 15

**Proof.** The proof is similar to that of Theorem 14. ■

## References

- Allen, L. J. S. (2010). *An Introduction to Stochastic Processes with Applications to Biology*. CRC Press, Boca Raton, FL.
- Andrieu, C., Breyer, L. A., and Doucet, A. (2001). Convergence of Simulated Annealing Using Foster-Lyapunov Criteria. *Journal of Applied Probability*, **38**, 975–994.
- Arnold, L. (1974). *Stochastic Differential Equations: Theory and Applications*. John Wiley & Sons, Inc.
- Basawa, I. V. and Rao, B. L. S. P. (1980). *Statistical Inference for Stochastic Processes*. Academic Press, London.
- Biagini, F., Hu, Y., Oksendal, B., and Zhang, T. (2008). *Stochastic Calculus for Fractional Brownian Motion and Applications*. Springer, London.
- Bishwal, J. P. N. (2008). Parameter Estimation in Stochastic Differential Equations. In *Lecture Notes in Mathematics, 1923*, New York. Springer-Verlag.
- Braumann, C. A. (2019). *Introduction to Stochastic Differential Equations with Applications to Modelling in Biology and Finance*. John Wiley and Sons, NJ, USA.
- Brouste, A. and Iacus, S. M. (2013). Parameter Estimation for the Discretely Observed Fractional Ornstein-Uhlenbeck Process and the Yuima R Package. *Computational Statistics*, **28**, 1529–1547.

- Chiba, K. (2020). An M-estimator for Stochastic Differential Equations Driven by Fractional Brownian Motion with small Hurst Parameter. *Statistical Inference for Stochastic Processes*. <https://doi.org/10.1007/s11203-020-09214-4>.
- Crépey, S. (2013). *Financial Modeling: A Backward Stochastic Differential Equations Perspective*. Springer, Berlin.
- Dai, M., Duan, J., Liao, J., and Wang, X. (2021). Maximum Likelihood Estimation of Stochastic Differential Equations With Random Effects Driven by Fractional Brownian Motion. *Applied Mathematics and Computation*, **397**, 125927.
- Donnet, S. and Samson, A. (2013). A Review on Estimation of Stochastic Differential Equations for Pharmacokinetic/Pharmacodynamic Models. In *Advanced Drug Delivery Reviews*, pages 1–25. Elsevier. pp.1 <10.1018/j.addr.2013.03.005>. <hal-00777774>.
- Doukhan, P., , Oppenheim, G., and Taqqu, M. S. (2003). *Theory of Long-Range Dependence*. Birkhauser, Boston.
- Dutta, S. and Bhattacharya, S. (2014). Markov Chain Monte Carlo Based on Deterministic Transformations. *Statistical Methodology*, **16**, 100–116. Also available at <http://arxiv.org/abs/1106.5850>. Supplement available at <http://arxiv.org/abs/1306.6684>.
- Filatova, D., Grzywaczewski, M., Shybanova, E., and Zili, M. (2007). Parameter Estimation in Stochastic Differential Equation Driven by Fractional Brownian Motion. In *EUROCON 2007: The International Conference on “Computer as a Tool”*. Warsaw, September 9-12.
- Fuchs, C. (2013). *Inference for Diffusion Processes: With Applications in Life Sciences*. Springer, New York.
- Gairing, J., Imkeller, P., Shevchenko, R., and Tudor, C. (2020). Hurst Index Estimation in Stochastic Differential Equations Driven by Fractional Brownian Motion. *Journal of Theoretical Probability*, **33**, 1691–1714.
- Geweke, J. and Porter-Hudak, S. (1983). The Estimation and Application of Long Memory Time Series Models. *Journal of Time Series Analysis*, **4**, 221–238.
- Henry, M. and Zaffaroni, P. (2003). The Long-Range Dependence Paradigm for Macroeconomics and Finance. In P. Doukhan, G. Oppenheim, and M. S. Taqqu, editors, *Theory of Long-Range Dependence*, pages 417–438, Boston. Birkhauser.
- Hu, Y. and Nualart, D. (2010). Parameter Estimation for Fractional Ornstein-Uhlenbeck Processes. *Statistics and Probability Letters*, **80**, 1030–1038.
- Hu, Y., Nualart, D., and Zhou, H. (2019). Parameter Estimation for Fractional Ornstein-Uhlenbeck Processes of General Hurst Parameter. *Statistical Inference for Stochastic Processes*, **22**, 111–142.
- Huang, S. and Cambanis, S. (1978). Stochastic and Multiple Wiener Integrals for Gaussian Processes. *The Annals of Probability*, **6**, 585–614.
- Iacus, S. M. (2008). *Simulation and Inference for Stochastic Differential Equations: With R Examples*. Springer, New York.
- Ikeda, N. and Watanabe, S. (1981). *Stochastic Differential Equations and Diffusion Processes*. North-Holland, Amsterdam.
- Jien, Y.-J. and Ma, J. (2009). Stochastic Differential Equations Driven by Fractional Brownian Motions. *Bernoulli*, **15(3)**, 846–870.

- Karatzas, I. and Shreve, S. (2019). *Brownian Motion and Stochastic Calculus*. Springer, New York.
- Kleptsyna, M. L. and Le Breton, A. (2002). Statistical Analysis of the Fractional Ornstein-Uhlenbeck Type Process. *Statistical Inference for Stochastic Processes*, **5**, 229–248.
- Kleptsyna, M. L., Breton, L., and Roubaud, M. C. (2000). Parameter Estimation and Optimal Filtering for Fractional Type Stochastic Systems. *Stat. Inference Stochastic Process*, **3**, 173–182.
- Kubilius, K. and Mishura, Y. (2012). The Rate of Convergence of Hurst Index Estimate for the Stochastic Differential Equation. *Statistical Processes and their Applications*, **122**, 3718–3739.
- Kubilius, K., Mishura, Y., and Ralchenko, K. (2017). *Parameter Estimate in Fractional Diffusion Models*. Bocconi University Press.
- Le Breton, A. (1998). Filtering and Parameter Estimation in a Simple Linear Model Driven by Fractional Brownian Motion. *Statistics and Probability Letters*, **38**, 263–274.
- Liptser, R. and Shiryaev, A. (2001). *Statistics of Random Processes I: General Theory*. Springer, New York.
- Liu, J. S. and Sabatti, S. (2000). Generalized Gibbs Sampler and Multigrid Monte Carlo for Bayesian Computation. *Biometrika*, **87**, 353–369.
- Maitra, T. and Bhattacharya, S. (2015). On Bayesian Asymptotics in Stochastic Differential Equations with Random Effects. *Statistics and Probability Letters*, **103**, 148–159. Also available at “<http://arxiv.org/abs/1407.3971>”.
- Maitra, T. and Bhattacharya, S. (2016). On Asymptotics Related to Classical Inference in Stochastic Differential Equations with Random Effects. *Statistics and Probability Letters*, **110**, 278–288. Also available at “<http://arxiv.org/abs/1407.3968>”.
- Maitra, T. and Bhattacharya, S. (2018). On Asymptotic Inference in Stochastic Differential Equations With Time-Varying Covariates. *Canadian Journal of Statistics*, **46**(4), 635–655.
- Maitra, T. and Bhattacharya, S. (2019). Asymptotic Theory of Bayes Factor in Stochastic Differential Equations With Respect to Time and Individuals. In *Applied Research International Conferences*, pages 33–52, Oxford.
- Maitra, T. and Bhattacharya, S. (2020a). Asymptotic Theory of Bayes Factor in Stochastic Differential Equations With Increasing Number of Individuals. In *Applied and Computational Mathematics, the Springer Proceedings in Mathematics and Statistics. In proceedings of International Conference on Applied and Computational Mathematics, 2018*. Springer. to appear.
- Maitra, T. and Bhattacharya, S. (2020b). On Classical and Bayesian Asymptotics in State Space Stochastic Differential Equations. *Brazilian Journal of Probability and Statistics*. To appear.
- Maitra, T. and Bhattacharya, S. (2020c). On Classical and Bayesian Asymptotics in Stochastic Differential Equations With Random Effects Having Mixture Normal Distributions. *Journal of Statistical Planning and Inference*, **208**, 36–57.
- Mandelbrot, B. B. and Wallis, J. R. (1969). Computer experiments with fractional Gaussian noises, Parts 1,2,3. *Water Resources Research*, **5**, 228–267.
- Mao, X. (2011). *Stochastic Differential Equations and Applications*. Woodhead Publishing India Private Limited, New Delhi, India.
- Mishura, Y. (2008). *Stochastic Calculus for Fractional Brownian Motion and Related Processes*. Springer, Berlin.

- Mishura, Y. and Ralchenko, K. (2014). On Drift Parameter Estimation in Models with Fractional Brownian Motion by Discrete Observations. *Austrian Journal of Statistics*, **43/3-4**, 217–228.
- Neuenkirch, A. and Tindel, S. (2014). A least square-type procedure for parameter estimation in stochastic differential equations with additive fractional noise. *Statistical Inference for Stochastic Processes*, **17**, 99–120.
- Newey, W. K. (1991). Uniform Convergence in Probability and Stochastic Equicontinuity. *Econometrica*, **59**, 1161–1167.
- Norros, I., Valkeila, E., and Virtamo, J. (1999). An Elementary Approach to a Girsanov Type Formula and Other Analytical Results on Fractional Brownian Motion. *Bernoulli*, **5**, 571–587.
- Øksendal, B. (2003). *Stochastic Differential Equations*. Springer-Verlag, New York.
- Park, C., Hernández-Campos, F., Le, L., Marron, J. S., Park, J., Pipiras, V., Smith, F. D., Smith, R. L., Trovero, M., and Zhu, Z. (2011). Long-Range Dependence Analysis of Internet Traffic. *Journal of Applied Statistics*, **38**(7), 1407–1433.
- Rao, B. L. S. P. (2010). *Statistical Inference for Fractional Diffusion Processes*. John Wiley and Sons, Chichester, UK.
- Samko, S. G., Kilbas, A. A., and Marichev, O. I. (1993). *Fractional Integrals and Derivatives: Theory and Applications*. Gordon and Breach Science, Yverdon.
- Schervish, M. J. (1995). *Theory of Statistics*. Springer-Verlag, New York.
- Tanaka, K., Xiao, W., and Yu, J. (2010). Maximum Likelihood Estimation for the Fractional Vasicek Model. *Econometrics*, **8**, 32.
- Wang, X., Xiao, W., and Yu, J. (2023). Modeling and Forecasting Realized Volatility With the Fractional Ornstein-Uhlenbeck Process. *Journal of Econometrics*, **232**, 389–415.
- Whittle, P. (1953). Estimation and Information in Stationary Time Series. *Ark. Mat.*, **2**, 423–434.
- Witt, A. and Malamud, B. D. (2013). Quantification of Long-Range Persistence in Geophysical Time Series: Conventional and Benchmark-Based Improvement Techniques. *Surveys in Geophysics*, **34**(5), 541–651.
- Xiao, W. and Yu, J. (2019a). Asymptotic Theory for Estimating Drift Parameters in the Fractional Vasicek Model. *Econometric Theory*, **35**, 198–231.
- Xiao, W. and Yu, J. (2019b). Asymptotic Theory for Rough Fractional Vasicek Models. *Econometric Letters*, **177**, 26–29.
- Xiao, W., Zhang, W., and Xu, W. (2011). Parameter Estimation for Fractional Ornstein-Uhlenbeck Processes at Discrete Observation. *Applied Mathematical Modelling*, **35**, 4196–4207.
- Xu, L. and Luo, J. (2018). Stochastic Differential Equations Driven by Fractional Brownian Motion. *Statistics and Probability Letters*, **142**, 102–108.
- Yerlikaya-Ozkurt, F., Ardar-Acar, C., Yolcu-Okur, Y., and Weber, G. W. (2014). Estimation of the Hurst Parameter for Fractional Brownian Motion Using the CMARS Method. *Journal of Computational and Applied Mathematics*, **259**, 843–850.