

# ParaDiag: Parallel-in-Time Algorithms Based on the *Diagonalization* Technique

Martin J. Gander<sup>a</sup> Jun Liu<sup>b</sup> Shu-Lin Wu<sup>c</sup> Xiaoqiang Yue<sup>d</sup> Tao Zhou<sup>e</sup>

<sup>a</sup>*Section of Mathematics, University of Geneva, CH-1211 Geneva, Switzerland*

E-mail: martin.gander@unige.ch

<sup>b</sup>*Department of Mathematics and Statistics,  
Southern Illinois University Edwardsville, Edwardsville, IL 62026, USA*

E-mail: juliu@siue.edu

<sup>c</sup>*School of Mathematics and Statistics, Northeast Normal University,  
Changchun 130024, China*

E-mail: wushulin84@hotmail.com

<sup>d</sup>*School of Mathematics and Computational Science, Xiangtan University,  
Xiangtan 411105, China*

E-mail: yuexq@xtu.edu.cn

<sup>e</sup>*Institute of Computational Mathematics and Scientific/Engineering Computing,  
AMSS, the Chinese Academy of Sciences, Beijing, China*

Email: tzhou@lsec.cc.ac.cn

April 15, 2021

## Contents

<b>1</b>	<b>Basic idea of ParaDiag</b>	<b>2</b>
<b>2</b>	<b>ParaDiag for Linear Advection-Diffusion Problems</b>	<b>4</b>
2.1	ParaDiag-I . . . . .	4
2.1.1	ParaDiag-I: Using Variable Step Sizes . . . . .	4
2.1.2	ParaDiag-I: Using a Hybrid Time Discretization ( <b>New Progress</b> ) . . . . .	6
2.2	ParaDiag-II . . . . .	10
2.2.1	ParaDiag-II – Waveform Relaxation (WR) Variant . . . . .	10
2.2.2	ParaDiag-II – Parareal Variant . . . . .	13
<b>3</b>	<b>ParaDiag-II – Krylov Variant (for wave equations)</b>	<b>15</b>
<b>4</b>	<b>ParaDiag-II – Krylov Variant (for optimal control of the wave equation)</b>	<b>17</b>
<b>5</b>	<b>ParaDiag-II: A General Theoretical Result (<b>New Progress</b>)</b>	<b>19</b>

## Abstract

In 2008, Maday and Rønquist introduced an interesting new approach for the direct parallel-in-time (PinT) solution of time-dependent PDEs. The idea is to diagonalize the time stepping matrix, keeping the matrices for the space discretization unchanged, and then to solve all time steps in parallel. Since then, several variants appeared, and we call these closely related algorithms *ParaDiag* algorithms. ParaDiag algorithms in the literature can be classified into two groups:

- ParaDiag-I: direct standalone solvers,

- ParaDiag-II: iterative solvers.

We will explain the basic features of each group in this note. To have concrete examples, we will introduce ParaDiag-I and ParaDiag-II for the advection-diffusion equation. We will also introduce ParaDiag-II for the wave equation and an optimal control problem for the wave equation. We could have used the advection-diffusion equation as well to illustrate ParaDiag-II, but wave equations are known to cause problems for certain PinT algorithms and thus constitute an especially interesting example for which ParaDiag algorithms were tested. We show the main known theoretical results in each case, and also provide Matlab codes for testing. The goal of the Matlab codes is to help the interested reader understand the key features of the ParaDiag algorithms, without intention to be highly tuned for efficiency and/or low memory use.

We also provide speedup measurements of ParaDiag algorithms for a 2D linear advection-diffusion equation. These results are obtained on the Tianhe-1 supercomputer in China and the SIUE Campus Cluster in the US, which is a multi-array, configurable and cooperative parallel system, and we compare these results to the performance of parareal and MGRiT, two widely used PinT algorithms. In a forthcoming update of this note, we will provide more material on ParaDiag algorithms, in particular further Matlab codes and parallel computing results, also for more realistic applications.

## 1 Basic idea of ParaDiag

We start with a basic introduction to ParaDiag algorithms. Suppose we need to solve in parallel the system of ODEs  $M\dot{U}(t) + KU(t) = f(t)$  with initial value  $U(0) = U_0$  arising from the semi-discretization of a time-dependent PDE, where  $M, K \in \mathbb{C}^{N_x \times N_x}$ . For finite element discretizations,  $M$  is the mass matrix and  $K$  is the stiffness matrix. For finite difference discretizations,  $M = I_x$  is just an identity matrix. The classical approach for solving such systems of ODEs is to apply a time-integrator, and then solve the resulting difference equation step-by-step in time. Instead, ParaDiag tries to solve these difference equations *all-at-once*. For linear multi-step methods, the all-at-once system is of the form

$$\mathbf{A}\mathbf{u} = \mathbf{b}, \quad \mathbf{A} := B_1 \otimes M + B_2 \otimes K, \quad (1.1)$$

where  $B_1, B_2 \in \mathbb{R}^{N_t \times N_t}$  are Toeplitz matrices specified by the time-integrator and  $N_t$  is the number of time steps<sup>1</sup>. All ParaDiag algorithms focus on treating the matrices  $B_1$  and  $B_2$ , while keeping  $M$  and  $K$  unchanged. There are mainly two approaches. First, by rewriting problem (1.1) as

$$\mathbf{A}\mathbf{u} = (B_2^{-1} \otimes I_x)\mathbf{b}, \quad \mathbf{A} := B_2^{-1}B_1 \otimes M + I_t \otimes K, \quad (1.2)$$

we directly diagonalize the matrix  $B = B_2^{-1}B_1$ . This leads to ParaDiag-I, the group of direct PinT solvers. The research on ParaDiag-I focuses on obtaining time stepping matrices  $B$  that are diagonalizable with a condition number of the associated eigenvector matrix as small as possible. A concrete example is the original algorithm based on using different time step sizes  $\{\Delta t_n\}$ , e.g., a geometrically increasing sequence  $\Delta t_n = \Delta t_1 \tau^{n-1}$  with  $\tau > 1$ , which makes the time-discretization matrices diagonalizable [10, 12, 20]. We will show new progress on ParaDiag-I in Section 2.1.2, using a hybrid time-discretization with uniform time step sizes.

The second treatment is to use a uniform step size  $\Delta t$  and solve the all-at-once system (1.1) iteratively, which leads to ParaDiag algorithms in the ParaDiag-II group. There are several variants, but the common point is to introduce the  $\alpha$ -circulant block matrix

$$\mathbf{P}_\alpha := C_1^{(\alpha)} \otimes M + C_2^{(\alpha)} \otimes K, \quad (1.3)$$

where  $C_1^{(\alpha)}$  and  $C_2^{(\alpha)}$  are Strang type  $\alpha$ -circulant matrices constructed from  $B_1$  and  $B_2$ , and  $\alpha \in (0, 1]$  is a free parameter. One can then either solve (1.1) via the stationary iteration [19]

$$\mathbf{P}_\alpha \mathbf{u}^k = (\mathbf{P}_\alpha - \mathbf{A})\mathbf{u}^{k-1} + \mathbf{b}, \quad (1.4)$$

where  $k \geq 1$  is the iteration index, or via Krylov subspace methods (e.g., GMRES, MINRES) by solving the preconditioned system [21]

$$\mathbf{P}_\alpha^{-1} \mathbf{A}\mathbf{u} = \mathbf{P}_\alpha^{-1} \mathbf{b}, \quad (1.5)$$

---

<sup>1</sup>For Runge-Kutta methods, the all-at-once system is different and will be treated in a forthcoming update of this note.

which is nothing else than the stationary iteration (1.4) written at its fixed point, i.e. at convergence.

The algorithms proposed in [23] and [13] are essentially ParaDiag-II algorithms as well, but they are derived from a different point of view. For example, in [13] the authors introduced a Waveform Relaxation (WR) iteration  $M\dot{U}^k(t) + KU^k(t) = f(t)$ ,  $U^k(0) = \alpha(U^k(T) - U^{k-1}(T)) + U_0$ , and after a time-discretization one can show that at each iteration the all-at-once system is  $\mathbf{P}_\alpha \mathbf{u}^k = \mathbf{b}^{k-1}$ , where  $\mathbf{b}^{k-1} = (\mathbf{P}_\alpha - \mathbf{A})\mathbf{u}^{k-1} + \mathbf{b}$ . The algorithm in [23] can be understood similarly.

For each variant of ParaDiag-II we need to compute  $\mathbf{P}_\alpha^{-1}\mathbf{r}$  with  $\mathbf{r}$  being an input vector. The reason for using  $\mathbf{P}_\alpha$  is twofold: first, since  $C_1^{(\alpha)}$  and  $C_2^{(\alpha)}$  are Strang type  $\alpha$ -circulant matrices constructed from the Toeplitz matrices  $B_1$  and  $B_2$ , it naturally holds that  $\mathbf{P}_\alpha$  converges to  $\mathbf{A}$  as  $\alpha$  goes to zero. This implies that by using a relatively small  $\alpha$ , the ParaDiag-II algorithms converge rapidly. The second point lies in the fact that  $C_1^{(\alpha)}$  and  $C_2^{(\alpha)}$  can be diagonalized simultaneously, as is shown in the following Lemma.

**Lemma 1** (see [4]) *Let  $\mathbb{F} = \frac{1}{\sqrt{N_t}} [\omega^{(l_1-1)(l_2-1)}]_{l_1, l_2=1}^{N_t}$  (with  $i = \sqrt{-1}$  and  $\omega = e^{\frac{2\pi i}{N_t}}$ ) be the discrete Fourier matrix and define for any given parameter  $\alpha \in (0, 1]$  the diagonal matrix*

$$\Gamma_\alpha = \begin{bmatrix} 1 & & & \\ & \alpha^{\frac{1}{N_t}} & & \\ & & \ddots & \\ & & & \alpha^{\frac{N_t-1}{N_t}} \end{bmatrix}.$$

Then the two  $\alpha$ -circulant matrices  $C_1^{(\alpha)}, C_2^{(\alpha)} \in \mathbb{C}^{N_t \times N_t}$  can be simultaneously diagonalized as

$$C_j^{(\alpha)} = VD_jV^{-1}, \quad D_j = \text{diag}\left(\sqrt{N_t}\mathbb{F}\Gamma_\alpha C_j^{(\alpha)}(:, 1)\right), \quad j = 1, 2,$$

where  $V = \Gamma_\alpha^{-1}\mathbb{F}^*$  and  $C_j^{(\alpha)}(:, 1)$  represents the first column of  $C_j^{(\alpha)}$ ,  $j = 1, 2$ .

Due to the property of the Kronecker product, we can factor  $\mathbf{P}_\alpha = (V \otimes I_x)(M \otimes D_1 + A \otimes D_2)(V^{-1} \otimes I_x)$  and thus we can compute  $\mathbf{P}_\alpha^{-1}\mathbf{r}$  by performing the following three steps:

$$\begin{aligned} \text{Step-(a)} \quad S_1 &= (V^{-1} \otimes I_x)\mathbf{r}, \\ \text{Step-(b)} \quad S_{2,n} &= (\lambda_{1,n}M + \lambda_{2,n}A)^{-1} S_{1,n}, \quad n = 1, 2, \dots, N_t, \\ \text{Step-(c)} \quad \mathbf{u} &= (V \otimes I_x)S_2, \end{aligned} \tag{1.6}$$

where  $S_1 = (S_{1,1}^\top, \dots, S_{1,N_t}^\top)^\top$  and  $S_2 = (S_{2,1}^\top, \dots, S_{2,N_t}^\top)^\top$ . Since  $V$  and  $V^{-1}$  are given by FFT techniques, Step-(a) and Step-(c) can be computed efficiently with  $O(N_x N_t \log N_t)$  operations. Step-(b) can be computed in parallel since all linear systems are completely independent from each other at different time points. These three steps represent the key steps of ParaDiag algorithms and will appear frequently in this note, although the details differ in the various cases.

For nonlinear problems  $M\dot{U} + f(U) = 0$  with  $U(0) = U_0$ , the basic idea for applying ParaDiag algorithms is as follows: for linear multi-step methods, the non-linear all-at-once system is

$$(B_1 \otimes M)\mathbf{u} + (B_2 \otimes I_x)F(\mathbf{u}) = \mathbf{b}, \tag{1.7}$$

where  $F(\mathbf{u}) = (f^\top(U_1), \dots, f^\top(U_{N_t}))^\top$ . The Jacobian matrix of (1.7) is

$$B_1 \otimes M + (B_2 \otimes I_x)\nabla F(\mathbf{u}), \tag{1.8}$$

where  $\nabla F(\mathbf{u}) = \text{blkdiag}(\nabla f(U_1), \dots, \nabla f(U_{N_t}))$ . To apply ParaDiag, we approximate the Jacobian matrix (1.8) by

$$\mathbf{P}_\alpha(\mathbf{u}) := C_1^{(\alpha)} \otimes M + C_2^{(\alpha)} \otimes \overline{\nabla f}(\mathbf{u}),$$

where  $\overline{\nabla f}(\mathbf{u})$  is constructed from the  $N_t$  values  $\{U_n\}$  by some *averaging* [11], e.g.,  $\overline{\nabla f}(\mathbf{u}) = \frac{1}{N_t} \sum_{n=1}^{N_t} \nabla f(U_n)$  or  $\overline{\nabla f}(\mathbf{u}) = \nabla f(\frac{1}{N_t} \sum_{n=1}^{N_t} U_n)$ . Then, we can solve (1.7) by the following simplified Newton iteration:

$$\mathbf{P}_\alpha(\mathbf{u}^{k-1})\Delta\mathbf{u}^{k-1} = -((B_1 \otimes M)\mathbf{u}^{k-1} + (B_2 \otimes I_x)F(\mathbf{u}^{k-1}) - \mathbf{b}), \quad \mathbf{u}^k = \mathbf{u}^{k-1} + \Delta\mathbf{u}^{k-1}, \tag{1.9}$$

where for each iteration the increment  $\Delta\mathbf{u}^{k-1}$  can be obtained using a ParaDiag algorithm performing the three steps in (1.6). If we use different step sizes as in [11], then  $B_1$  and  $B_2$  are already diagonalizable, and we can replace  $\mathbf{P}_\alpha$  by  $B_1 \otimes M + (B_2 \otimes I_x)\overline{\nabla f}(\mathbf{u}^{k-1})$  in (1.9).

In practice, the ParaDiag algorithms can be combined with a *windowing* technique: after a certain number of time steps computed in parallel in the current time window, the computation can be restarted for the next time window in a sequential way. This permits the use of a certain adaptivity in time and space.

## 2 ParaDiag for Linear Advection-Diffusion Problems

To illustrate the ParaDiag-I and ParaDiag-II algorithms, we now use the concrete example of the advection-diffusion equation with periodic boundary conditions<sup>2</sup>

$$\begin{cases} u_t - \nu u_{xx} + u_x = 0, & (x, t) \in (-1, 1) \times (0, T), \\ u(-1, t) = u(1, t), & t \in (0, T), \\ u(x, 0) = e^{-30x^2}, & x \in (-1, 1), \end{cases} \quad (2.1)$$

where  $\nu > 0$ . Using the *method of lines* and a centered finite difference scheme for the spatial derivatives, we get the system of ODEs

$$\dot{U}(t) + AU(t) = 0, \quad U(0) = U_0, \quad (2.2a)$$

where the matrix  $A \in \mathbb{R}^{N_x \times N_x}$  is

$$A = \frac{\nu}{\Delta x^2} \begin{bmatrix} 2 & -1 & & -1 \\ -1 & 2 & -1 & \\ & \ddots & \ddots & \ddots \\ & & -1 & 2 & -1 \\ -1 & & & -1 & 2 \end{bmatrix} + \frac{1}{2\Delta x} \begin{bmatrix} 0 & 1 & & -1 \\ -1 & 0 & 1 & \\ & \ddots & \ddots & \ddots \\ & & -1 & 0 & 1 \\ 1 & & & -1 & 0 \end{bmatrix}. \quad (2.2b)$$

Here  $N_x = \frac{2}{\Delta x}$ , and the periodic boundary conditions cause a zero eigenvalue in the matrix  $A$ .

### 2.1 ParaDiag-I

ParaDiag-I consists of direct PinT solvers, and so far there two members in this class of time parallel algorithms: ParaDiag-I with variable step sizes, and ParaDiag-I using hybrid time discretizations.

#### 2.1.1 ParaDiag-I: Using Variable Step Sizes

To use ParaDiag as a direct solver, one can use different time steps to make the time stepping matrix diagonalizable, and one possibility is to use geometrically increasing time step sizes<sup>3</sup>  $\{\Delta t_n\}$  to discretize (2.2a) as proposed in [20],

$$\Delta t_n = \Delta t_1 \tau^{n-1}, \quad n \geq 1, \quad (2.3)$$

where  $\tau > 1$  is a free parameter and  $\Delta t_1$  is the first step size. We use as example here the linear  $\theta$ -method,

$$\frac{U_{n+1} - U_n}{\Delta t_{n+1}} + A[\theta U_{n+1} + (1 - \theta)U_n] = 0, \quad n = 0, 1, \dots, N_t - 1, \quad (2.4)$$

and will only consider  $\theta = 1$  and  $\theta = \frac{1}{2}$ , which corresponds to the Backward-Euler method and the Trapezoidal rule. For  $\theta = \frac{1}{2}$ , the method is also called the Crank-Nicolson scheme. The  $N_t$  difference equations (2.4) can be combined into the *all-at-once* system

$$(B_1 \otimes I_x + B_2 \otimes A) \mathbf{u} = \mathbf{b}, \quad (2.5a)$$

where  $\mathbf{u} = (U_1^\top, \dots, U_{N_t}^\top)^\top$ ,  $I_x \in \mathbb{R}^{N_x \times N_x}$  is an identity matrix and  $B_1, B_2 \in \mathbb{R}^{N_t \times N_t}$  are matrices representing the time-discretization, namely

$$B_1 = \begin{bmatrix} \frac{1}{\Delta t_1} & & & & \\ -\frac{1}{\Delta t_2} & \frac{1}{\Delta t_2} & & & \\ & \ddots & \ddots & \ddots & \\ & & -\frac{1}{\Delta t_{N_t}} & \frac{1}{\Delta t_{N_t}} & \end{bmatrix}, \quad B_2 = \begin{bmatrix} \theta & & & & \\ 1 - \theta & \theta & & & \\ & \ddots & \ddots & \ddots & \\ & & & 1 - \theta & \theta \end{bmatrix}. \quad (2.5b)$$

The right hand-side  $\mathbf{b}$  is given by  $\mathbf{b} = (b_1^\top, 0, \dots, 0)^\top$  with  $b_1 = \left( \frac{I_x}{\Delta t_1} - (1 - \theta)A \right) U_0$ .

<sup>2</sup>We use periodic boundary condition make the advection dominated situation harder for PinT algorithms, see [9].

<sup>3</sup>Another possibility suggested by Nick Higham after a presentation of the first author is to use random step sizes, but first numerical experiments did not show an advantage over the geometrically increasing time steps.

Let  $B := B_2^{-1} B_1$  and  $\tilde{\mathbf{b}} := (B_2^{-1} \otimes I_x) \mathbf{b}$ . Then, we can rewrite (2.5a) as

$$(B \otimes I_x + I_t \otimes A) \mathbf{u} = \tilde{\mathbf{b}}, \quad (2.6)$$

where  $I_t \in \mathbb{R}^{N_t \times N_t}$  is an identity matrix. The diagonalization of  $B$  for  $\theta = 1$  and  $\theta = \frac{1}{2}$  can be found in [10] and [12] respectively, but for the reader's convenience, we show the details here:

**Theorem 2.1** (see [10, 12]) *For the geometrically increasing step sizes  $\{\Delta t_n\}$  given by (2.3) with  $\tau > 1$ , the matrix  $B$  can be diagonalized as  $B = V D V^{-1}$ , where  $D = \text{diag}(\frac{1}{\theta \Delta t_1}, \dots, \frac{1}{\theta \Delta t_{N_t}})$ . The eigenvector matrix  $V$  and its inverse are Toeplitz matrices of the form*

$$V = \begin{bmatrix} 1 & & & & & \\ p_1 & 1 & & & & \\ p_2 & p_1 & 1 & & & \\ \vdots & \ddots & \ddots & \ddots & & \\ p_{N_t-1} & \dots & p_2 & p_1 & 1 & \end{bmatrix}, \quad V^{-1} = \begin{bmatrix} 1 & & & & & \\ q_1 & 1 & & & & \\ q_2 & q_1 & 1 & & & \\ \vdots & \ddots & \ddots & \ddots & & \\ q_{N_t-1} & \dots & q_2 & q_1 & 1 & \end{bmatrix},$$

where

$$\begin{cases} p_n = \frac{1}{\prod_{j=1}^n (1-\tau^j)}, & q_n = (-1)^n \tau^{\frac{n(n-1)}{2}} p_n, & \theta = 1, \\ p_n = \prod_{j=1}^n \frac{1+\tau^j}{1-\tau^j}, & q_n = q^{-n} \prod_{j=1}^n \frac{1+\tau^{-j+2}}{1-\tau^{-j}}, & \theta = \frac{1}{2}. \end{cases}$$

Now using the typical ParaDiag factorization

$$B \otimes I_x + I_t \otimes A = (V \otimes I_x) (D \otimes I_x + I_t \otimes A) (V^{-1} \otimes I_x),$$

we can solve (2.6) by performing the three steps

$$\begin{aligned} \text{Step-(a)} \quad S_1 &= (V^{-1} \otimes I_x) \tilde{\mathbf{b}}, \\ \text{Step-(b)} \quad S_{2,n} &= \left( \frac{1}{\theta \Delta t_n} + A \right)^{-1} S_{1,n}, \quad n = 1, 2, \dots, N_t, \\ \text{Step-(c)} \quad \mathbf{u} &= (V \otimes I_x) S_2, \end{aligned} \quad (2.7)$$

where  $S_1 = (S_{1,1}^\top, \dots, S_{1,N_t}^\top)^\top$  and  $S_2 = (S_{2,1}^\top, \dots, S_{2,N_t}^\top)^\top$ . Since  $V$  and  $V^{-1}$  are given in closed form, we only have to do matrix vector multiplications for Step-(a) and Step-(c), or one could use a fast Toeplitz solver based on Fourier techniques. For Step-(b), the  $N_t$  linear systems can be solved simultaneously in parallel. There is however an important issue with this direct time parallel solver ParaDiag-I: if the time steps are very different, the truncation error of the time stepping scheme becomes worse, and if they are very close to each other, ParaDiag-I suffers from roundoff error in the diagonalization used in Step-(a) and Step-(c). The best one can do is to balance the two errors, as a detailed analysis in [10, 12] shows, and this limits the applicability of ParaDiag-I to shorter time intervals and few time steps: the roundoff error is proportional to the condition number of  $V$ , i.e.,

$$\text{roundoff error} \propto \text{Cond}_2(V).$$

If  $V$  is an eigenvector matrix of  $B$ , the *scaled* matrix  $\tilde{V} = V \tilde{D}$  with any invertible diagonal matrix  $\tilde{D}$  is an eigenvector matrix of  $B$  as well. From [10, 12], the matrix  $\tilde{D} = \text{diag} \left( (1 + \sum_{j=1}^{N_t-n} |p_j|^2)^{-\frac{1}{2}} \right)$  is a good choice.

To illustrate the limitations of this first ParaDiag-I variant, we provide the Matlab code `ParaDiag_V1_for_ADE.m`, to test it for the advection-diffusion equation. For given  $N_t$  and  $\tau$  and the final step-size  $\Delta t_{N_t}$  (e.g.,  $\Delta t_{N_t} = 10^{-2}$ )—this  $\Delta t_{N_t}$  determines the maximal discretization error, we specify the first  $N_t - 1$  step-size  $\{\Delta t_n\}$  as

$$\Delta t_n = \Delta t_{N_t} \times \tau^{n-N_t}, \quad n = 1, 2, \dots, N_t - 1. \quad (2.8)$$

For the space discretization, we fix  $\Delta x = \frac{1}{64}$ . To study the accuracy of this ParaDiag-I variant, we use a reference solution  $\mathbf{u}_{\text{ode45}}$  obtained from the Matlab ODE solver `ode45` with a very small absolute and relative tolerance, `AbsTol`= $10^{-12}$  and `RelTol`= $10^{-12}$ . In Figure 2.1, we show the measured error at the end time point  $t_{\text{end}}$  for  $\mathbf{u}_{\text{sbs}}$  and  $\mathbf{u}_{\text{ParaDiag-1}}$  as  $N_t$  increases. (For given  $\tau$  and  $\Delta t_{N_t}$ , such a  $t_{\text{end}}$  grows as  $N_t$  increases.) We clearly see that using the geometric time steps (2.8) degrades the accuracy of the numerical solution, and when the time steps are too similar, the roundoff error problem sets in. This phenomenon

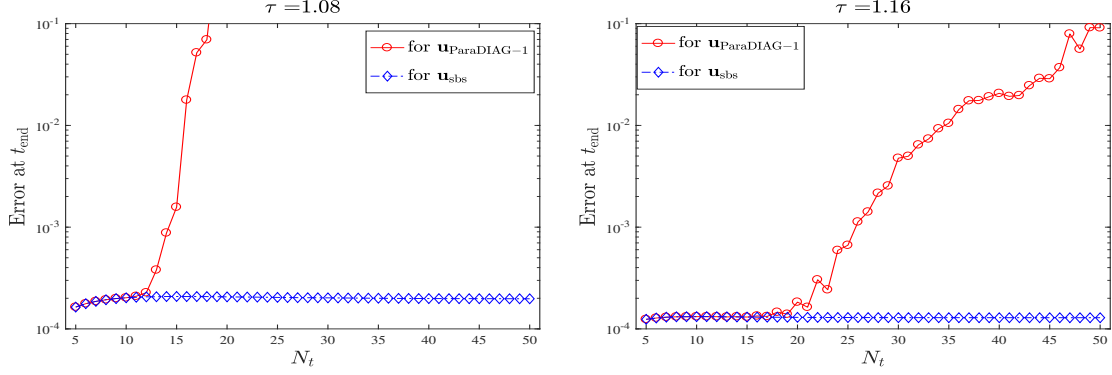


Figure 2.1: Using the geometric time steps (2.8) with  $\Delta t_{N_t} = 10^{-2}$  and two different values of  $\tau$ , the errors measured at the final time point  $t = t_{\text{end}}$  for two numerical solutions:  $\mathbf{u}_{\text{sbs}}$  obtained step by step (dash-dot lines) and  $\mathbf{u}_{\text{ParaDiag-I}}$  obtained by (2.7) (solid lines). Here,  $\nu = 10^{-2}$  and the Trapezoidal rule is used.

was carefully studied in [10, 12], and the best possible geometrically stretched grid was determined, which leads to precise limits of time window length and number of time steps within which this original ParaDiag-I variant can be reliably used. The accuracy shown in Figure 2.1 indicates that the number of time steps, i.e.,  $N_t$ , can not be large. For long time computation, we can divide the whole time interval into several time windows and each time window includes a moderate number of time steps, say  $N_t = 20 \sim 30$ . Then, we apply ParaDiag-I to these time windows one by one. An illustration of such a *windowing* technique is shown in Figure 2.2.

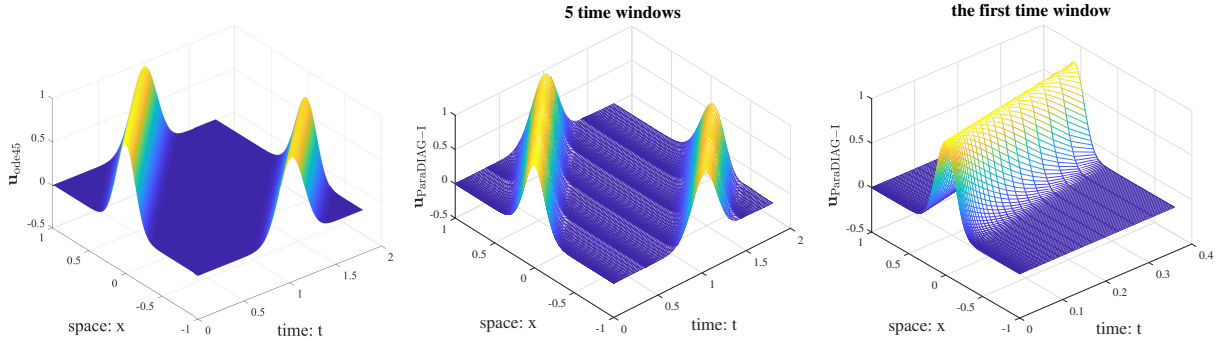


Figure 2.2: Left: reference solution  $\mathbf{u}_{\text{ode45}}$ . Middle: numerical solution  $\mathbf{u}_{\text{ParaDiag-I}}$  in 5 time windows. Right: the numerical solution  $\mathbf{u}_{\text{ParaDiag-I}}$  in the first time window, which clearly shows the graded mesh sizes in time. Here,  $\nu = 10^{-3}$  and the Trapezoidal rule is used. For  $\mathbf{u}_{\text{ParaDiag-I}}$ , each time window contains  $N_t = 32$  steps and the parameters  $\tau$  and  $\Delta t_{N_t}$  in (2.8) are  $\tau = 1.16$  and  $\Delta t_{N_t} = 0.05$ .

### 2.1.2 ParaDiag-I: Using a Hybrid Time Discretization (New Progress)

We have seen that using variable time step sizes poses a serious restriction on the number of time steps  $N_t$  one can use. In practice, the algorithm only works for  $N_t = 20 \sim 30$  for our model problem. We present now a new direct PinT solver in the ParaDiag-I family, for which much larger numbers of time steps  $N_t$  can be used.

With a uniform step-size  $\Delta t$ , we use an explicit mid-point scheme for the first  $(N_t - 1)$  time steps followed by an implicit Euler method for the last step, that is

$$\begin{cases} \frac{U_{n+1} - U_{n-1}}{2\Delta t} + AU_n = 0, & n = 1, 2, \dots, N_t - 1, \\ \frac{U_{N_t} - U_{N_t-1}}{\Delta t} + AU_{N_t} = 0. \end{cases} \quad (2.9a)$$

The all-at-once system of this scheme is

$$\mathbf{A}\mathbf{u} = \mathbf{b}, \quad \mathbf{A} = B \otimes I_x + I_t \otimes A, \quad (2.9b)$$

where

$$B = \frac{1}{\Delta t} \begin{bmatrix} 0 & \frac{1}{2} & & & & \\ -\frac{1}{2} & 0 & \frac{1}{2} & & & \\ & \ddots & \ddots & \ddots & & \\ & & & -\frac{1}{2} & 0 & \frac{1}{2} \\ & & & & -1 & 1 \end{bmatrix}, \quad \mathbf{b} = \begin{bmatrix} \frac{u_0}{2\Delta t} \\ 0 \\ \vdots \\ 0 \end{bmatrix}, \quad \mathbf{u} = \begin{bmatrix} U_1 \\ U_2 \\ \vdots \\ U_{N_t} \end{bmatrix}. \quad (2.9c)$$

Such a hybrid time discretization is not new and a brief history is as follows. In 1985, Axelsson and Verwer [3] studied this scheme with the aim of circumventing the well-known Dahlquist-barriers between convergence and stability which arise in using the mid-point scheme for time-stepping. In the general nonlinear case they proved that the numerical solutions obtained simultaneously are of uniform second-order accuracy (see Theorem 4 in [3]), even though the last step is only first-order. Numerical results in [3] indicate that the hybrid time discretization (2.9a) is suitable for stiff problems in both linear and nonlinear cases. A very similar hybrid time discretization was investigated already by Fox in 1954 [7] and Fox and Mitchell in 1957 [8], where instead of backward-Euler the authors use a BDF2 method for the last step:

$$\frac{3U_{N_t} - 4U_{N_t-1} + U_{N_t-2}}{2\Delta t} + AU_{N_t} = 0.$$

In this case, the time discretization matrix  $B$  however loses the tridiagonal structure and certain desirable properties to efficiently handle the all-at-once system do not hold any more. This subject was carefully studied by Brugnano, Mazzia and Trigiante in 1993 [5], who focus on solving the all-at-once system (2.9b) iteratively with a preconditioner performing two operations: a block odd-even cyclic reduction of  $\mathbf{A}$  and a scaling procedure for the resulting matrix by its diagonal blocks. The block cyclic reduction requires matrix-matrix multiplications involving  $A$ , and the scaling requires to invert  $I_x + 4\Delta t^2 A$  and  $I_x + 2\Delta t A(I_x + \Delta t A)$ . Both operations are expensive if  $A$  arises from semi-discretizations of a PDE in high dimension and/or with fine mesh sizes. Nowadays, the hybrid time discretization (2.9a) is a famous example of the so-called *boundary value methods* (BVMs) [6].

The reason for using (2.9a) as the time integrator for ParaDiag-I is the following interesting property.

**Theorem 2.2** ([18]) *Let  $i = \sqrt{-1}$  be the imaginary unit and let*

$$P_{N_t}^{(1)}(x) = \cos(N_t \arccos x), \quad P_{N_t}^{(2)}(x) = \sin[(N_t + 1) \arccos x] / \sin(\arccos x),$$

*be the Chebyshev polynomials of first and second kind of degree  $N_t$ . The matrix  $B$  in (2.9c) can be diagonalized as  $B = VDV^{-1}$  with eigenvalues  $\lambda_n = i\Delta t x_n$ , where  $\{x_n\}_{n=1}^{N_t}$  are the  $N_t$  different roots of*

$$P_{N_t-1}^{(2)}(x) - iP_{N_t}^{(1)}(x) = 0. \quad (2.10)$$

*For  $\lambda_n$ , the corresponding eigenvector  $\mathbf{v}_n = [v_{n,0}, \dots, v_{n,n-1}]^T$  is given by*

$$v_{n,l} = i^l P_l^{(2)}(x_n), \quad l = 0, \dots, N_t - 1, \quad (2.11)$$

*where  $v_{n,0} = 1$  is assumed for normalization. For  $N_t \geq 8$ , the condition number satisfies*

$$\text{Cond}_2(V) = \mathcal{O}(N_t^2). \quad (2.12)$$

In practice, the eigenvalues  $\{\lambda_n\}$  can be obtained by applying a Newton iteration to (2.10) and then the eigenvector matrix  $V$  is given by

$$V = [\mathbf{v}_1, \mathbf{v}_2, \dots, \mathbf{v}_{N_t}] = \text{diag}(i^0, i^1, \dots, i^{N_t-1}) \begin{bmatrix} P_0^{(2)}(x_1) & \cdots & P_0^{(2)}(x_{N_t}) \\ \vdots & \cdots & \vdots \\ P_{N_t-1}^{(2)}(x_1) & \cdots & P_{N_t-1}^{(2)}(x_{N_t}) \end{bmatrix}. \quad (2.13)$$

So, Theorem 2.2 actually provides a closed form eigendecomposition of the time stepping matrix  $B$  in (2.9c). The estimate  $\text{Cond}_2(V) = \mathcal{O}(N_t^2)$  is on the conservative side, and in practice we find  $\text{Cond}_2(V) = \mathcal{O}(N_t^{1.75})$ ;

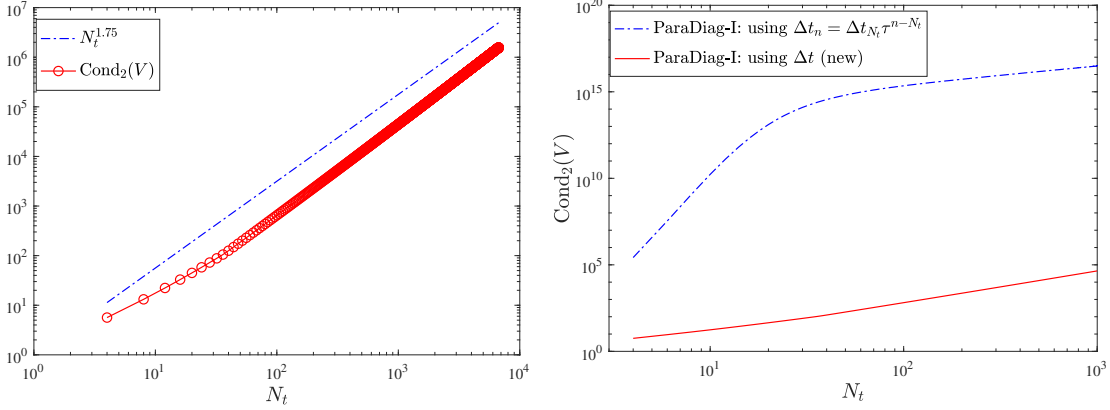


Figure 2.3: In practice, the condition number of the eigenvector matrix  $V$  satisfies  $\text{Cond}_2(V) = \mathcal{O}(N_t^{1.75})$ , which is better than the theoretical bound (2.12).

see Figure 2.3 on the left for an illustration, but we currently do not have a prove of this. For comparison, in Figure 2.3 on the right we show  $\text{Cond}_2(V)$  for the two direct PinT algorithms, the one studied in [12] going back to [20], and the new one introduced in [18].

The weak dependence of the condition number on  $N_t$  implies that the roundoff error arising from the diagonalization procedure only moderately increases as  $N_t$  grows. To validate this, we consider the advection-diffusion equation with  $\nu = 1e - 3$ . The ODE system (2.2a) is obtained by semi-discretizing (2.1) with  $\Delta x = \frac{1}{128}$ . For the ParaDiag-I algorithm in Section 2.1.1, we use the Trapezoidal rule (TR) as the time-integrator, where the step-sizes are fixed to  $\Delta t_n = \Delta t_{N_t} \tau^{n-N_t}$  with  $\Delta t_{N_t} = 10^{-2}$  and  $\tau = 1.15$ . For each  $N_t$  we run the ParaDiag-I algorithm in [12] by using the variable step-sizes. Then, we calculate the length of the time interval, i.e.,  $T(\tau, N_t) = \sum_{n=1}^{N_t} \Delta t_j$ <sup>1</sup> and run the new algorithm by using a uniform step-size  $\Delta t = T(\tau, N_t)/N_t$ . We define the global error as

$$\text{global error} = \max_{n=1,2,\dots,N_t} \|\mathbf{u}_{n,h} - \mathbf{u}_{n,h}^{\text{ref}}\|_{\infty},$$

where  $\{\mathbf{u}_{n,h}^{\text{ref}}\}$  denotes the reference solution obtained by using the `expm` function in MATLAB, i.e.,  $\mathbf{u}_{n,h}^{\text{ref}} = \text{expm}(-t_n A)$ . The sequence  $\{\mathbf{u}_{n,h}\}$  is obtained in three different ways: by the new algorithm introduced here, by the algorithm in [12] and by the time-stepping TR using the variable step-sizes. The comparison for the global error of these three numerical solutions is shown in Figure 2.4. It is clear that the global error of the new algorithm continuously decreases when  $N_t \geq 6$ . This confirms that the condition number shown in Figure 2.3 leads to a roundoff error much smaller than the time discretization error, and thus the global error is dominated by the time discretization error. The decrease of the global error is because the time step-size

$$\Delta t = \Delta t_{N_t} \sum_{n=1}^{N_t} \tau^{n-N_t} / N_t = \Delta t_{N_t} \frac{1 - \tau^{-N_t}}{n(1 - \tau^{-1})} \approx \frac{0.0766}{N_t} \quad (\text{if } N_t \geq 40)$$

decreases as  $N_t$  grows and thus the time discretization error decreases as well.

For second-order problems

$$U'' + AU = F, \quad U(0) = U_0, U'(0) = \bar{U}_0, \quad (2.14a)$$

we can first represent them as a first-order system (with  $V = U'$ )

$$W' + \begin{bmatrix} & -I_x \\ A & \end{bmatrix} W = \begin{bmatrix} 0 \\ g \end{bmatrix}, \quad W := \begin{bmatrix} U \\ V \end{bmatrix}, \quad (2.14b)$$

and then apply the new ParaDiag-I algorithm to (2.14b). However, this doubles the system size and storage requirement for the space variables at each time point. To avoid this, we eliminate the auxiliary variables

<sup>1</sup>For the algorithm in [12], since  $\Delta t_n = \Delta t_{N_t} \tau^{n-N_t}$  the length of time interval grows as  $N_t$  increases.



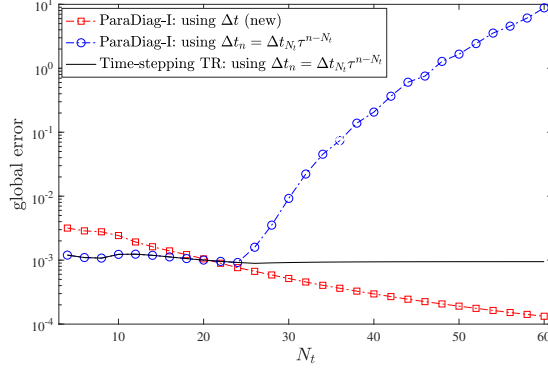


Figure 2.4: The global error for the new ParaDiag-I algorithm introduced in [18], the ParaDiag-I algorithm in [12] and the time-stepping TR using the variable step-sizes.

$\{V_n\}$  at the discrete level and only solve the all-at-once system for  $\{U_n\}$ . Let  $B_{2\text{nd}}$  be the corresponding time discretization matrix which has the interesting property

$$B_{2\text{nd}} = B^2 = \frac{1}{4\Delta t^2} \begin{bmatrix} -1 & 0 & 1 & & & & & & & & & \\ 0 & -2 & 0 & 1 & & & & & & & & \\ 1 & 0 & -2 & 0 & 1 & & & & & & & \\ & & \ddots & \ddots & \ddots & \ddots & \ddots & & & & & \\ & & & & 1 & 0 & -2 & 0 & 1 & & & \\ & & & & & 1 & 0 & -3 & 2 & & & \\ & & & & & & 2 & -4 & 2 & & & \end{bmatrix}, \quad (2.15)$$

where  $B$  is the matrix in (2.9c) (the time stepping matrix for the first-order problem (2.9a)). Thus, the same eigendecomposition of  $B$  can be reused and the condition number of the eigenvector matrix is not effected.

We show next a parallel experiment for a 2D wave equation defined on  $\Omega = (0, 1)^2$ ,

$$\begin{cases} u_{tt}(x, y, t) - \Delta u(x, y, t) = f(x, y, t), & \text{in } \Omega \times (0, T), \\ u(x, y, t) = 0, & \text{on } \partial\Omega \times (0, T), \\ u(x, y, 0) = u_0(x, y), & \text{in } \Omega, \\ u_t(x, y, 0) = \bar{u}_0(x, y), & \text{in } \Omega, \end{cases} \quad (2.16)$$

with the initial conditions and right hand side

$$\begin{aligned} u_0(x, y) &= 0, \quad \bar{u}_0(x, y) = 2\pi x(x-1)y(y-1), \\ f(x, y, t) &= -4\pi^2 x(x-1)y(y-1) \sin(2\pi t) - 2\sin(2\pi t)(x(x-1) + y(y-1)). \end{aligned}$$

The exact solution of this problem is  $u(x, y, t) = x(x-1)y(y-1) \sin(2\pi t)$ . Using the centered finite difference scheme, we obtain a second-order ODE system (2.14a) with  $A \approx -\Delta$  being the spatial discrete matrix. We show in Table 2.1 the approximation errors and strong and weak scaling results for the new ParaDiag-I algorithm (the CPU time is measured in seconds). These results were obtained on the SIUE Campus Cluster with 10 CPU nodes connected via a 25-Gigabit per second (Gbps) Ethernet network, where each node is equipped with two AMD EPYC 7F52 16-Core Processors at 3.5GHz base clock and 256GB RAM. The notations in Table 2.1 are

$$\text{Speedup (Sp.)} = \frac{\text{CT}(N_t, 1)}{\text{CT}(N_t, s)},$$

where  $\text{CT}(N_t, s)$  is the measured CPU (wall-clock) time by using  $s$  cores for  $N_t$  time steps. The strong and weak scaling efficiency with  $s$  cores is computed as

$$\text{Strong Efficiency (SE)} = \frac{\text{CT}(N_t, 1)}{s \times \text{CT}(N_t, s)}, \quad \text{Weak Efficiency (WE)} = \frac{\text{CT}(2, 1)}{\text{CT}(2 \times s, s)}.$$

Table 2.1: Scaling Results for a Wave equation ( $T = 2$  with  $\Delta x = \Delta y = 1/512$ )

Core#	Strong scaling					Weak scaling			
	$s$	$N_t$	Error	CPU	Sp.	SE	$N_t$	Error	CPU
1	512	7.88e-05	1328.6	1.0	100.0%	2	9.19e-03	5.4	100.0%
2	512	7.88e-05	676.3	2.0	98.2%	4	2.21e-02	5.4	100.0%
4	512	7.88e-05	332.6	4.0	99.9%	8	3.16e-01	5.5	100.0%
8	512	7.88e-05	172.6	7.7	96.2%	16	1.33e-01	5.7	100.0%
16	512	7.88e-05	91.2	14.6	91.0%	32	2.30e-02	6.0	94.8%
32	512	7.88e-05	51.7	25.7	80.3%	64	5.21e-03	7.1	82.1%
64	512	7.88e-05	31.2	42.6	66.5%	128	1.27e-03	9.5	67.9%
128	512	7.88e-05	23.2	57.3	44.7%	256	3.16e-04	14.8	46.6%
256	512	7.88e-05	20.3	65.4	25.6%	512	7.88e-05	27.4	28.2%

In Table 2.1, both the strong and weak scaling efficiencies are very promising up to 32 cores, but when the core number  $s \geq 64$ , we see a drop of the parallel efficiency. This is mainly due to the slow interconnect between the nodes (each node contains 32 cores). We remark that the measured parallel speedup and efficiency are affected by many factors, such as computer cluster setting and how the parallel codes are implemented. Our parallel results here may still underestimate the best possible speedup and efficiency with optimized parallel codes. Our Matlab and parallel codes (`ParaDIAG_V1_Hybrid_for_ADE.m`, `ParaDIAG_V1_Hybrid_for_Wave.c`) used here can be found at <https://github.com/wushulin/ParaDIAG>.

## 2.2 ParaDiag-II

Instead of using ParaDiag as a direct solver, we can use it iteratively and solve a nearby problem in each iteration chosen such that the time stepping matrix of the nearby problem (even with uniform time step size) can still be diagonalized. This idea leads to ParaDiag algorithms in the ParaDiag-II group. In this group, we can use ParaDiag within a stationary iteration, or as a preconditioner for a Krylov subspace method. There are so far two very different ways to use ParaDiag within a stationary iteration, proposed in [13] and [23]. The use of ParaDiag as a preconditioner for a Krylov subspace method can be found in [19, 21].

### 2.2.1 ParaDiag-II – Waveform Relaxation (WR) Variant

The ParaDiag algorithm introduced in [13] is based on the Waveform Relaxation iteration

$$\dot{U}^k(t) + AU^k(t) = 0, \quad U^k(0) = U_0 + \alpha(U^k(T) - U^{k-1}(T)), \quad t \in (0, T), \quad (2.17)$$

where  $k \geq 1$  is the iteration index and  $\alpha \in (0, 1]$  is a free parameter. Upon convergence, the tail term  $\alpha(U^k(T) - U^{k-1}(T))$  is canceled and thus the converged solution is the solution of (2.2a). Applying the linear  $\theta$ -method with a uniform step size  $\Delta t$  to (2.17) gives

$$\begin{cases} \frac{U_n^k - U_{n-1}^k}{\Delta t} + A(\theta U_n^k + (1-\theta)U_{n-1}^k) = 0, & n = 1, 2, \dots, N_t, \\ U_0^k = \alpha U_{N_t}^k - \alpha U_{N_t}^{k-1} + U_0, \end{cases} \quad (2.18)$$

where  $N_t = T/\Delta t$ . We rewrite (2.18) as an *all-at-once* system,

$$\left( C_1^{(\alpha)} \otimes I_x + C_2^{(\alpha)} \otimes A \right) \mathbf{u}^k = \mathbf{b}^{k-1}, \quad (2.19a)$$

with  $\mathbf{u}^k = (U_1^k, \dots, U_{N_t}^k)^\top$ , and  $C_1^{(\alpha)}, C_2^{(\alpha)} \in \mathbb{R}^{N_t \times N_t}$  and  $\mathbf{b}^{k-1} \in \mathbb{R}^{N_t N_x}$  are given by

$$\begin{aligned} C_1^{(\alpha)} &= \frac{1}{\Delta t} \begin{bmatrix} 1 & & & -\alpha \\ -1 & 1 & & \\ & \ddots & \ddots & \\ & & -1 & 1 \end{bmatrix}, \quad C_2^{(\alpha)} = \begin{bmatrix} \theta & & & (1-\theta)\alpha \\ 1-\theta & \theta & & \\ & \ddots & \ddots & \\ & & 1-\theta & \theta \end{bmatrix}, \\ \mathbf{b}^{k-1} &= \left( (U_0 - \alpha U_{N_t}^{k-1}) \left( \frac{1}{\Delta t} I_x - (1-\theta)A \right), 0, \dots, 0 \right)^\top. \end{aligned} \quad (2.19b)$$

The matrices  $C_{1,2}^{(\alpha)}$  are so-called  $\alpha$ -circulant matrices and can be diagonalized as stated in Lemma 1, and we can again use the typical ParaDiag factorization  $C_1^{(\alpha)} \otimes I_x + C_2^{(\alpha)} \otimes A = (V \otimes I_x) (D_1 \otimes I_x + D_2 \otimes A) (V^{-1} \otimes I_x)$ . Hence, similar to (2.7) we can solve (2.19a) performing the three steps

$$\begin{aligned} \text{Step-(a)} \quad S_1 &= (\mathbb{F} \otimes I_x)(\Gamma_\alpha \otimes I_x)\mathbf{b}^{k-1}, \\ \text{Step-(b)} \quad S_{2,n} &= (\lambda_{1,n}I_x + \lambda_{2,n}A)^{-1}S_{1,n}, \quad n = 1, 2, \dots, N_t, \\ \text{Step-(c)} \quad \mathbf{u}^k &= (\Gamma_\alpha^{-1} \otimes I_x)(\mathbb{F}^* \otimes I_x)S_2, \end{aligned} \tag{2.20}$$

where  $D_j = \text{diag}(\lambda_{j,1}, \dots, \lambda_{j,N_t})$  and  $j = 1, 2$ . In (2.7), Step-(a) and Step-(c) can be computed efficiently via FFT and Step-(b) is again highly parallel. The eigenvector matrix  $V$  satisfies

$$\text{Cond}_2(V) = \text{Cond}_2(\Gamma_\alpha^{-1}\mathbb{F}^*) \leq \text{Cond}_2(\Gamma_\alpha^{-1})\text{Cond}_2(\mathbb{F}^*) = \text{Cond}_2(\Gamma_\alpha^{-1}) \leq \frac{1}{\alpha}, \tag{2.21}$$

and thus the conditioning is depending on the choice of  $\alpha$ . The convergence properties of this ParaDiag-II algorithm are summarized in the following theorem.

**Theorem 2.3** (see [13]) *For the linear system of ODEs  $\dot{U}(t) + AU(t) = f$ , suppose  $\Re(\lambda(A)) \geq r \geq 0$  with  $\lambda(A)$  being an arbitrary eigenvalue of  $A$ . Let  $\mathbf{u}^k$  be the  $k$ -th iterate of the ParaDiag-II algorithm (2.18) with  $\alpha \in (0, 1)$  and  $\mathbf{u}$  be the reference solution obtained by directly applying the same time-integrator to the system of ODEs. Then the linear convergence estimate  $\|\mathbf{u}^k - \mathbf{u}\|_\infty \leq \rho^k \|\mathbf{u}^0 - \mathbf{u}\|_\infty$  holds, where*

$$\rho \leq \begin{cases} \frac{\alpha e^{-Tr}}{1 - \alpha e^{-Tr}}, & \text{Backward-Euler,} \\ \frac{\alpha}{1 - \alpha}, & \text{Trapezoidal rule.} \end{cases}$$

This shows that the ParaDiag-II algorithm (2.18) converges with a rate independent of the spectrum of the matrix  $A$  and the step size of the time-discretization. The convergence factor  $\rho$  becomes smaller when  $\alpha$  decreases, but the condition number of  $V$  (cf. (2.21)) implies that  $\alpha$  can not be arbitrarily small (e.g., not of the size  $\alpha = 10^{-13}$ ), because in this case the roundoff error will pollute the accuracy. The best parameter  $\alpha_{\text{opt}}$  is again the value balancing the roundoff error and the discretization error, like for the direct solver ParaDiag-I, see [13] for more discussions. In practice,  $\alpha = 10^{-2}$  and  $\alpha = 10^{-3}$  are good choices.

We provide a Matlab code, namely `ParaDiag_V2_WR_for_ADE`, to test the ParaDiag-II algorithm (2.18). In the code, we use the `fft` command to obtain  $D_{1,2}$  by just using the first columns of  $C_{1,2}^{(\alpha)}$ , instead of the entire matrices. To implement Step-(a) in (2.20), we use the `fft` command as follows:

```
b=reshape(b,Nx,Nt); sol_stepA=fft(Gam.*(b.')).';
```

where  $\mathbf{b}$  is the vector  $\mathbf{b}^{k-1}$ . Similarly, to implement Step-(c) we use the inverse FFT command `ifft`,

```
Uk=(invGam.*ifft(sol_stepB.')).';
```

Here,  $\text{Gam} = (1, \alpha^{\frac{1}{N_t}}, \dots, \alpha^{\frac{N_t-1}{N_t}})$  and  $\text{invGam} = (1, \alpha^{-\frac{1}{N_t}}, \dots, \alpha^{-\frac{1-N_t}{N_t}})$ . With an initial guess chosen randomly as `random('unif',-20,20,Nx, Nt)`, the first 2 iterates of this ParaDiag-II algorithm are shown in Figure 2.5. The maximum error at each iteration is shown in Figure 2.6.

We next present some parallel speedup results for the ParaDiag-II algorithm (2.18) based on Waveform Relaxation for a time-dependent advection-diffusion problem with periodic boundary conditions in 2D,

$$\begin{cases} \partial_t u(\mathbf{x}, t) - \nu \Delta u(\mathbf{x}, t) + \nabla u(\mathbf{x}, t) = 0, & \text{in } (0, T) \times \Omega, \\ u(\mathbf{x}, 0) = u_0(\mathbf{x}), & \text{in } \Omega, \end{cases} \tag{2.22}$$

where  $\Omega = (0, 1) \times (0, 1)$  and  $u_0(\mathbf{x}) = e^{-20[(x-\frac{1}{2})^2 + (y-\frac{1}{2})^2]}$ . The results were obtained on the China Tianhe-1 supercomputer [29], which is a multi-array, configurable and cooperative parallel system with a theoretical peak performance of 1.372 petaflops, composed of high performance general-purpose microprocessors and a high-speed Infiniband network. We used the parallel Fortran library MUMPS (MULTifrontal Massively Parallel sparse direct Solver [1, 2]) version 4.10.0 to solve the linear systems in Step-(b) of (2.20). For Step-(a) and Step-(c), the `fft` and `ifft` commands are dissected into complex arithmetic operations. For the particular case when the source term is zero as shown in (2.19b), Step-(a) can be implemented in an economical way: only the first column of  $(\mathbb{F} \otimes I_x)(\Gamma_\alpha \otimes I_x)$  is needed to compute  $S_1$ .

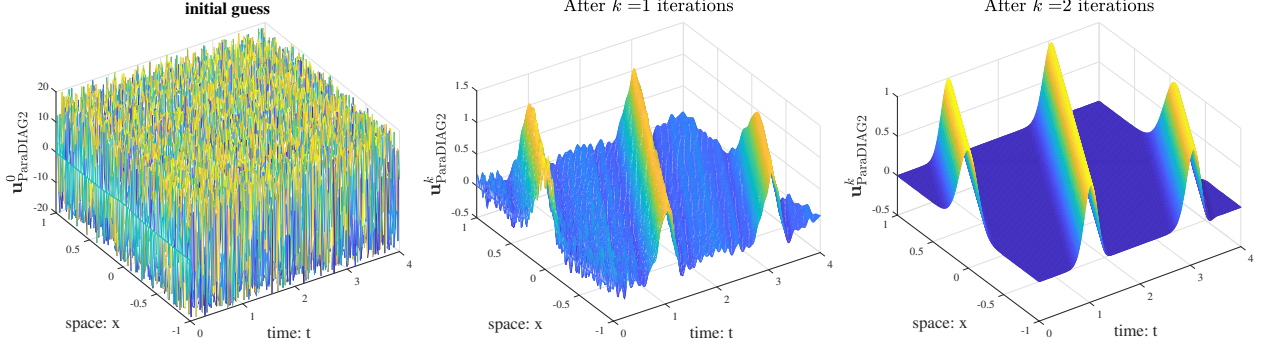


Figure 2.5: *Initial guess and the first two iterates generated by the ParaDiag-II algorithm (2.18) for  $\nu = 10^{-4}$  and  $\Delta x = \Delta t = \frac{1}{64}$ .*

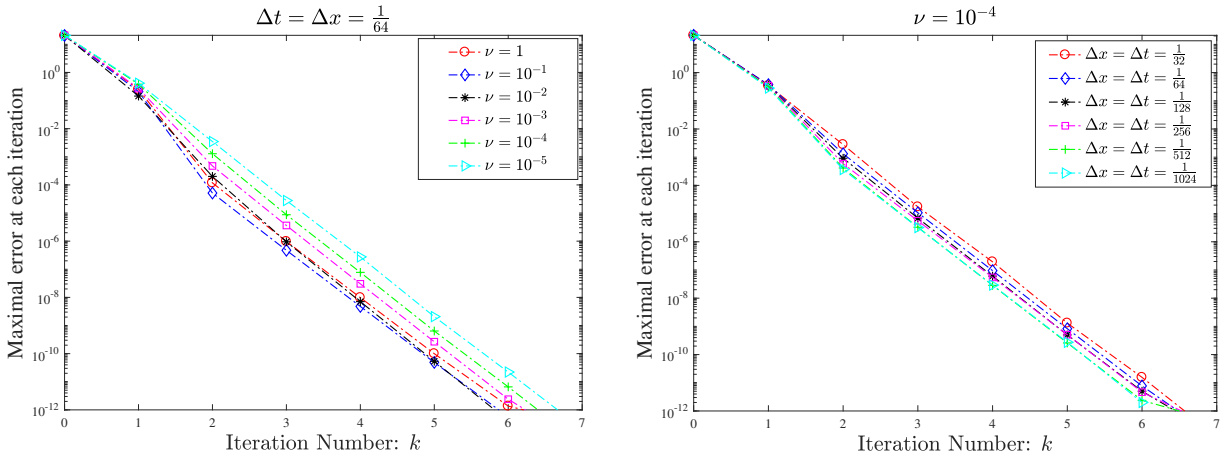


Figure 2.6: *The convergence of the ParaDiag-II algorithm (2.18) is robust with respect to  $\nu$ ,  $\Delta x$  and  $\Delta t$ . Here,  $\alpha = 10^{-2}$  and the Trapezoidal rule is used as the time-integrator.*

We provide our parallel codes in Fortran, which are zipped in the file 'Parallel Codes.zip', including a README file, in which we briefly introduce how to use these codes. In addition, a number of comment statements are also contained in the Fortran functions and subroutines. All the Fortran codes were compiled with mpich-3.1.3 using the icc compiler version 11.1.059 and -O2 optimization level.

We denote by ParaDiag-II (B-E) the algorithm (2.18) using Backward-Euler, and by ParaDiag-II (TR) the one using the Trapezoidal rule, and set  $\alpha = 0.02$ . For comparison, we also apply the parareal algorithm and MGRiT to (2.22). The parareal algorithm is implemented using the two-level XBraid solver with F-relaxation, and MGRiT is the multilevel XBraid solver with FCF-relaxation (i.e., an initial F-relaxation followed by a C-relaxation and then a second F-relaxation). Furthermore, we skip the unnecessary work during the first XBraid down cycle for both the parareal and MGRiT algorithms, and fix the coarsening factor to 8. As shown in Table 2.2, ParaDiag-II (B-E), ParaDiag-II (TR), parareal and MGRiT converge robustly with respect to the number of processors. ParaDiag-II (B-E) and ParaDiag-II (TR) lead to parameter-robust convergence, while for parareal and MGRiT the required iteration counts increase dramatically as  $\nu$  changes from 1 to  $10^{-4}$ . The tolerance  $\text{tol}$  for all experiments here is set to  $10^{-6} (< \min \frac{\{\Delta t^2, \Delta x^2\}}{10})$ . In Figure 2.7 we compare the measured CPU times for these PinT algorithms. Clearly, ParaDiag-II (B-E) and ParaDiag-II (TR) are two optimally scaling PinT algorithms, while for MGRiT and parareal the scaling is a little bit worse (this is because of the sequential coarse-grid-correction as we will see in the next subsection). The corresponding data is given in Table 2.3. Regarding the parallel efficiency measured by  $T_{\text{cpu}}^{(4)} / (32 \times T_{\text{cpu}}^{(128)})$  [22] ( $T_{\text{cpu}}^{(n)}$  is the wall-clock time using  $n$  processors), the average parallel efficiency for

Table 2.2: Iteration numbers of ParaDiag-II (B-E), ParaDiag-II (TR), Parareal and MGRiT in a strong scaling study, where  $\Delta x = \Delta y = \Delta t = 1/128$  and  $N_t = 512$ . The symbol  $np$  indicates the number of processors and the coarsening factor is 8 in both parareal (two time levels) and MGRiT (three time levels).

$np$	$\nu = 10^0$				$\nu = 10^{-1}$				$\nu = 10^{-2}$				$\nu = 10^{-3}$				$\nu = 10^{-4}$				$\nu = 10^{-5}$			
	B-E	TR	PR	MG	B-E	TR	PR	MG	B-E	TR	PR	MG	B-E	TR	PR	MG	B-E	TR	PR	MG	B-E	TR	PR	MG
4	4	4	9	4	4	5	10	7	5	5	33	20	5	5	51	26	5	5	54	27	5	5	55	27
8	4	4	9	4	4	5	10	7	5	5	33	20	5	5	51	26	5	5	54	27	5	5	55	27
16	4	4	9	4	4	5	10	7	5	5	33	20	5	5	51	26	5	5	54	27	5	5	55	27
32	4	4	9	4	4	5	10	7	5	5	33	20	5	5	51	26	5	5	54	27	5	5	55	27
64	4	4	9	4	4	5	10	7	5	5	33	20	5	5	51	26	5	5	54	27	5	5	55	27
128	4	4	9	4	4	5	10	7	5	5	33	20	5	5	51	26	5	5	54	27	5	5	55	27

B-E: ParaDiag-II (B-E), TR: ParaDiag-II (TR), PR: parareal, MG: MGRiT

Table 2.3: Results for the strong scaling speedup of the four PinT algorithms measured by  $T_{\text{cpu}}^{(4)}/T_{\text{cpu}}^{(n)}$ , where  $T_{\text{cpu}}^{(n)}$  is the wall-clock time using  $n$  processors.

$\nu$	parareal				MGRiT				ParaDiag-II (B-E)				ParaDiag-II (TR)			
	16	32	64	128	16	32	64	128	16	32	64	128	16	32	64	128
$10^0$	1.94	2.28	2.49	2.69	2.93	4.33	5.28	7.00	3.96	7.54	15.20	29.03	3.90	7.73	15.13	28.47
$10^{-1}$	1.95	2.30	2.53	2.80	3.03	4.72	5.57	7.41	4.03	7.86	15.53	30.93	3.89	7.75	15.03	29.00
$10^{-2}$	1.96	2.32	2.56	2.83	2.99	4.58	5.62	7.35	3.90	7.76	15.23	29.00	3.91	7.77	15.20	28.84
$10^{-3}$	1.97	2.33	2.57	2.85	2.99	4.58	5.61	7.37	3.87	7.33	15.23	29.85	3.87	7.72	15.14	28.63
$10^{-4}$	1.95	2.31	2.55	2.82	2.95	4.55	5.61	7.33	3.89	7.74	15.17	29.57	3.91	7.72	15.29	29.95
$10^{-5}$	1.94	2.30	2.54	2.81	2.99	4.46	5.64	7.35	3.56	7.75	15.15	28.37	3.89	7.72	15.15	29.26

ParaDiag-II (B-E) is 92.06%, for ParaDiag-II (TR) it is 90.70%, while it is only 22.82% for MGRiT and 8.75% for parareal.

## 2.2.2 ParaDiag-II – Parareal Variant

The second way to use ParaDiag within a stationary iteration is based on formulating the coarse-grid-correction (CGC) procedure of the parareal algorithm [14, 17] as an all-at-once system and applying ParaDiag to it. The parareal algorithm is an iterative PinT algorithm, based on the updating formula

$$U_{n+1}^k = \mathcal{F}^J(\Delta t, U_n^{k-1}) + \mathcal{G}(\Delta T, U_n^k) - \mathcal{G}(\Delta T, U_n^{k-1}), \quad n = 0, 1, \dots, N_t - 1, \quad (2.23)$$

where  $\mathcal{G}$  and  $\mathcal{F}$  are called coarse and fine propagator, specified by two time-integrators. The quantity  $\mathcal{F}^J(\Delta T, U_n^{k-1})$  denotes a value calculated by applying successively  $J$  steps of the fine propagator  $\mathcal{F}$  to the differential equations with initial value  $U_n^{k-1}$  and the fine step size  $\Delta t$ . The integer  $J = \frac{\Delta T}{\Delta t} \geq 2$  is called the *coarsening ratio*. Let

$$b_{n+1}^{k-1} := \mathcal{F}^J(\Delta t, U_n^{k-1}) - \mathcal{G}(\Delta T, U_n^{k-1}).$$

Then, the parareal algorithm is  $U_{n+1}^k = \mathcal{G}(\Delta T, U_n^k) + b_{n+1}^{k-1}$ . This is the so called CGC, which is a sequential procedure and is often the bottleneck of the parallel efficiency. In [23], the author proposed an idea to parallelize the CGC: supposing we have to solve an initial-value problem

$$\dot{U}(t) + f(U(t)) = 0, \quad U(0) = U_0,$$

we apply  $\mathcal{G}$  to a slightly *wrong* problem, namely

$$\dot{U}(t) + f(U(t)) = 0, \quad U(0) = \alpha U(T),$$

where  $\alpha \in (0, 1)$  is a free parameter. We use the linear case  $f(U) = AU$  to illustrate the details of ParaDiag-II based on the parareal algorithm (for the nonlinear case, see [23]). We also use for simplicity Backward-Euler for  $\mathcal{G}$ . Let  $\tilde{U}_{n+1} := \mathcal{F}^J(\Delta t, U_n^{k-1})$ . The quantity  $\mathcal{G}(\Delta T, U_n^{k-1})$  computed from the previous iteration is

$$\mathcal{G}(\Delta T, U_n^{k-1}) = \begin{cases} \alpha(I_x + \Delta T A)^{-1} U_{N_t}^{k-1}, & n = 0, \\ (I_x + \Delta T A)^{-1} U_n^{k-1}, & n = 1, 2, \dots, N_t - 1. \end{cases}$$

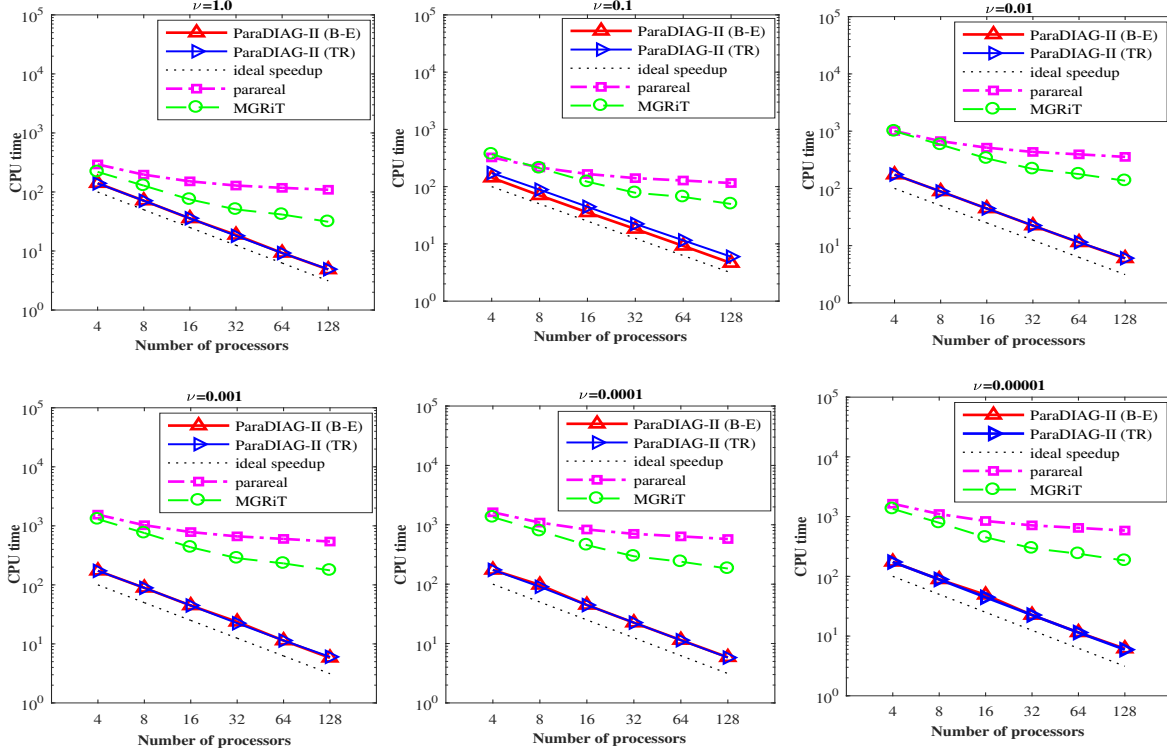


Figure 2.7: Comparison of the overall time-to-solution in a strong scaling study, where  $\Delta x = \Delta y = \Delta t = 1/128$  and  $N_t = 512$ . The coarsening factor is  $cf=8$  for both parareal and MGRiT.

Note that all the  $N_t$  quantities  $\{\tilde{U}_n\}_{n=1}^{N_t}$  and  $\{\mathcal{G}(\Delta T, U_n^{k-1})\}_{n=0}^{N_t-1}$  can be computed simultaneously in parallel. Hence,  $b_{n+1}^{k-1} = \tilde{U}_{n+1} - \mathcal{G}(\Delta T, U_n^{k-1})$ . The parareal algorithm (2.23) can be rewritten as

$$(I_x + \Delta T A)U_{n+1}^k = U_n^k + (I_x + \Delta T A)b_{n+1}^{k-1} \implies \frac{U_{n+1}^k - U_n^k}{\Delta T} + AU_{n+1}^k = (\Delta T^{-1}I_x + A)b_{n+1}^{k-1},$$

where  $U_0^k = \alpha U_{N_t}^k$ , which can be represented as

$$\left( \underbrace{\frac{1}{\Delta T} \begin{bmatrix} 1 & & & & -\alpha \\ -1 & 1 & & & \\ & & \ddots & & \\ & & & -1 & 1 \end{bmatrix}}_{=C_1^{(\alpha)} \otimes I_x} \otimes I_x + \underbrace{\begin{bmatrix} A & & & \\ & A & & \\ & & \ddots & \\ & & & A \end{bmatrix}}_{=I_t \otimes A} \right) \underbrace{\begin{bmatrix} U_1^k \\ U_2^k \\ \vdots \\ U_{N_t}^k \end{bmatrix}}_{=\mathbf{u}^k} = \underbrace{\begin{bmatrix} (\Delta T^{-1}I_x + A)\tilde{U}_1 - \alpha \Delta T^{-1}U_{N_t}^{k-1} \\ (\Delta T^{-1}I_x + A)\tilde{U}_2 - \Delta T^{-1}U_1^{k-1} \\ \vdots \\ (\Delta T^{-1}I_x + A)\tilde{U}_{N_t} - \Delta T^{-1}U_{N_t-1}^{k-1} \end{bmatrix}}_{=\mathbf{b}^k}.$$

This problem is now precisely of the form (2.18) for  $\theta = 1$ , i.e. the Backward-Euler method, and the solution  $\mathbf{u}^k$  can be obtained using ParaDiag-II (cf. 2.20). The convergence rate of this ParaDiag-II parareal variant is summarized in the following theorem.

**Theorem 2.4** (see [23]) *Let  $\rho_{\text{SinT-CGC}}$  be the convergence factor of the parareal algorithm with sequential-in-time CGC (i.e., the classical parareal algorithm) and  $\rho_{\text{PinT-CGC}}$  be the convergence factor with parallel-in-time CGC. Then, there exists some threshold  $\alpha^*$  of the parameter  $\alpha$ , such that*

$$\rho_{\text{PinT-CGC}} = \rho_{\text{SinT-CGC}}, \text{ if } 0 < \alpha \leq \alpha^*.$$

*In particular, for linear systems of ODEs  $\dot{U}(t) + AU(t) = f$  with  $\sigma(A) \subset [0, \infty)$ , i.e., all the eigenvalues of  $A$  are non-negative real numbers, if we choose for  $\mathcal{G}$  the Backward-Euler method and for  $\mathcal{F}$  an  $L$ -stable time-integrator (e.g., the Radau IIA methods and the Lobatto IIC methods), it holds that  $\alpha^* \approx 0.3$ .*

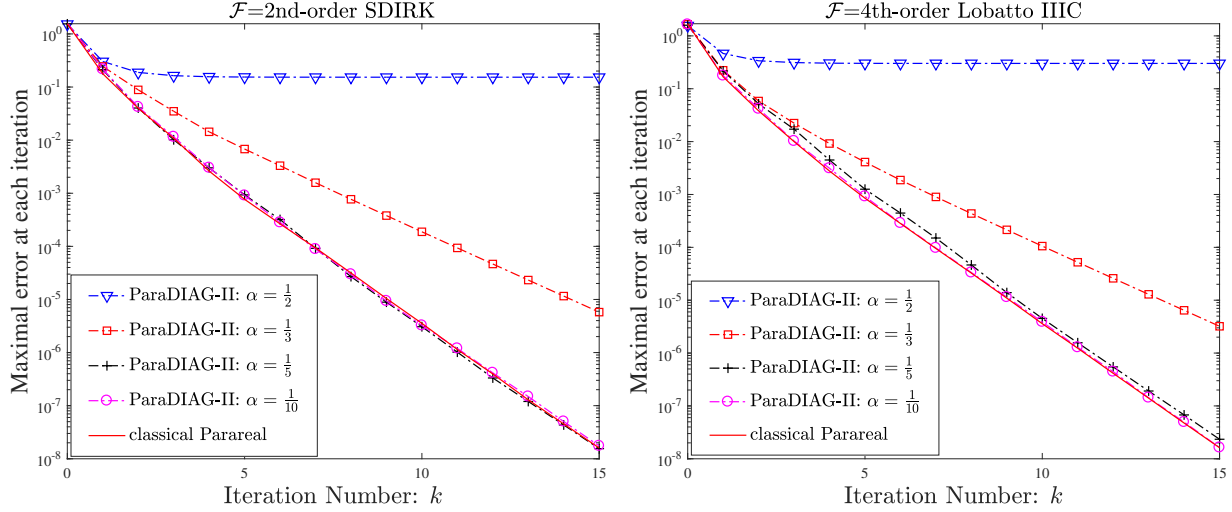


Figure 2.8: For  $\nu = 10^{-1}$ ,  $T = 4$ ,  $\Delta x = \frac{1}{64}$ ,  $\Delta T = \frac{1}{16}$  and  $J = 32$ , the measured error of ParaDiag-II parareal compared to classical parareal.

This implies that if  $\alpha$  does not exceed the threshold  $\alpha^*$ , the ParaDiag-II parareal algorithm has the same convergence rate as the classical parareal algorithm.

We provide the Matlab code `ParaDiag.V2.Parareal_for_ADE` to test the convergence of the ParaDiag-II parareal algorithm. The code includes a function `choose_F`, which provides 4 choices for the  $\mathcal{F}$ -propagator: the Backward-Euler method, the 2nd-order SDIRK (Singly Diagonally Implicit Runge-Kutta) method, the 3rd-order Radau IIA method and the 4th-order Lobatto IIIC method. The interested reader can add more choices for  $\mathcal{F}$  in this function. Moreover, we deal with a single step of the  $\mathcal{F}$ -propagator by a function `Pro_F`. The diagonalization procedure is still implemented via the `fft` and `ifft` commands. Starting from a random initial guess, the error at each iteration of the new ParaDiag-II parareal algorithm is shown in Figure 2.8. The ParaDiag-II parareal algorithm converges as fast as the classical parareal algorithm when  $\alpha \leq \frac{1}{5}$ . We mention that there is also an MGRiT variant of ParaDiag-II [25], which uses a different *head-tail* coupled condition together with the diagonalization technique for a parallel CGC procedure.

### 3 ParaDiag-II – Krylov Variant (for wave equations)

It is a longstanding challenging task to design efficient PinT algorithms for wave propagation problems. The ParaDiag-II WR algorithm [13] can handle such problems, with rapid, robust and analyzable convergence rate. (Both the Parareal variant [23] and MGRiT variant [25] of ParaDiag-II can NOT handle wave equations.) The WR variant of ParaDiag-II is an algorithm used within a stationary iteration. Here, we present a ParaDiag-II variant to be used as preconditioner for a Krylov subspace method, and which is also applicable to wave equations. A further advantage of the new variant is that it can also efficiently handle optimal control problems of wave equations as described in Section 4, while currently some basic tools are lacking (at least at the moment) to handle such optimal control problems via ParaDiag-II WR.

The idea below was first introduced by McDonald, Pestana and Wathen in [21] for parabolic problems, but here we show that a key modification makes it a good solver also for wave propagation problems. We consider the linear wave equation

$$\begin{cases} u_{tt} - \Delta u = f, & \text{in } \Omega \times (0, T), \\ u = 0, & \text{on } \partial\Omega \times (0, T), \\ u(\cdot, 0) = u_0, \quad u_t(\cdot, 0) = u_1, & \text{in } \Omega, \end{cases} \quad (3.1)$$

where  $\Omega \subset \mathbb{R}^d$  with  $d \geq 1$  is the space domain,  $u_0$  and  $u_1$  are given compatible initial conditions and  $f$  is a given source term. We discretize (3.1) in time by the implicit leap-frog finite difference scheme [15] (but

other schemes can be adopted as well), which was shown to be unconditionally stable without imposing the restrictive Courant–Friedrichs–Lewy (CFL) condition on spatial and temporal mesh sizes. Similar to the advection–diffusion equation, we can represent the space and time discretizations by an all-at-once system,

$$\mathbf{A}\mathbf{u} := (B_1 \otimes I_x + B_2 \otimes A)\mathbf{u} = \mathbf{b}, \quad (3.2a)$$

where  $A \in \mathbb{R}^{N_x \times N_x}$  is the discrete matrix of the negative Laplacian  $-\Delta$ , and

$$B_1 = \frac{1}{\Delta t^2} \begin{bmatrix} 1 & & & & & \\ -2 & 1 & & & & \\ 1 & -2 & 1 & & & \\ & \ddots & \ddots & \ddots & & \\ & & & 1 & -2 & 1 \end{bmatrix}, \quad B_2 = \frac{1}{2} \begin{bmatrix} 1 & & & & & \\ 0 & 1 & & & & \\ 1 & 0 & 1 & & & \\ & \ddots & \ddots & \ddots & & \\ & & & 1 & 0 & 1 \end{bmatrix} \in \mathbb{R}^{N_t \times N_t}. \quad (3.2b)$$

The idea in [21] for solving (3.2a) is to construct a circulant block preconditioner  $\mathbf{P} = C_1 \otimes I_x + C_2 \otimes A$ , obtained by replacing the two Toeplitz matrices  $B_1$  and  $B_2$  in (3.2b) by the two Strang circulant matrices

$$C_1 = \frac{1}{\Delta t^2} \begin{bmatrix} 1 & & & 1 & -2 \\ -2 & 1 & & & 1 \\ 1 & -2 & 1 & & \\ & \ddots & \ddots & \ddots & \\ & & & 1 & -2 & 1 \end{bmatrix}, \quad C_2 = \frac{1}{2} \begin{bmatrix} 1 & & & 1 \\ 0 & 1 & & 1 \\ 1 & 0 & 1 & \\ & \ddots & \ddots & \ddots \\ & & & 1 & 0 & 1 \end{bmatrix}. \quad (3.3)$$

Unfortunately, as we will see later in Table 3.1, this preconditioner does not achieve satisfactory convergence rates for wave equations of the form (3.1), in contrast to parabolic equations for which it was designed in [21].

The new idea of ParaDiag-II is to use a generalized preconditioner  $\mathbf{P}_\alpha = \frac{1}{\Delta t^2} C_1^{(\alpha)} \otimes I_x + C_2^{(\alpha)} \otimes A$  by replacing  $B_1$  and  $B_2$  by  $\alpha$ -circulant matrices (with  $\alpha \in (0, 1]$  again a free parameter), where

$$C_1^{(\alpha)} = \frac{1}{\Delta t^2} \begin{bmatrix} 1 & & & \alpha & -2\alpha \\ -2 & 1 & & & \alpha \\ 1 & -2 & 1 & & \\ & \ddots & \ddots & \ddots & \\ & & & 1 & -2 & 1 \end{bmatrix}, \quad C_2^{(\alpha)} = \frac{1}{2} \begin{bmatrix} 1 & & & \alpha \\ 0 & 1 & & \alpha \\ 1 & 0 & 1 & \\ & \ddots & \ddots & \ddots \\ & & & 1 & 0 & 1 \end{bmatrix}. \quad (3.4)$$

According to Lemma 1, these two  $\alpha$ -circulant matrices  $C_1^{(\alpha)}$  and  $C_2^{(\alpha)}$  can be simultaneously diagonalized as  $C_{1,2}^{(\alpha)} = V D_{1,2} V^{-1}$  and thus for an input vector  $r$  the inversion computation of  $\mathbf{P}_\alpha^{-1} r$  can be performed by ParaDiag (cf. (1.6)): let  $D = I_x + \frac{\Delta t^2}{2} A$  and  $D = Q \text{diag}(\lambda_1, \dots, \lambda_{N_x}) Q^\top$  be the spectral decomposition of  $D$  with an orthogonal matrix  $Q$  and a real diagonal matrix  $\text{diag}(\lambda_1, \dots, \lambda_{N_x})$  including all the sorted (increasing) eigenvalues. We have the following result for the spectrum of the preconditioned matrix  $\mathbf{P}_\alpha^{-1} \mathbf{A}$ .

**Theorem 3.1** (see [19]) *The eigenvalues of the matrix  $\mathbf{P}_\alpha^{-1} \mathbf{A}$  are explicitly given by*

$$\sigma(\mathbf{P}_\alpha^{-1} \mathbf{A}) = \underbrace{\{1, 1, \dots, 1\}}_{(N_t-2)N_x} \cup \left\{ \frac{1}{1 - \alpha e^{\pm i N_t \theta_j}} \right\}_{j=1}^{N_x},$$

where  $\theta_j := \arctan\left(\sqrt{\lambda_j^2 - 1}\right) \in (0, \pi/2)$ . Moreover, we further have the estimates:

1. If  $\alpha \in (0, 1)$ , then

$$\sigma(\mathbf{P}_\alpha^{-1} \mathbf{A}) \subset \mathbb{A}_\alpha := \left\{ z \in \mathbb{C} : \frac{\alpha}{1 + \alpha} \leq |z - 1| \leq \frac{\alpha}{1 - \alpha} \right\}.$$

2. If  $\alpha = 1$ , then

$$\sigma(\mathbf{P}_\alpha^{-1} \mathbf{A}) = \{1\} \cup \left\{ \frac{1}{2} \pm \frac{1}{2} i \cot\left(\frac{N_t \theta_j}{2}\right) \right\}_{j=1}^{N_x}.$$



Table 3.1: ParaDiag-II – GMRES for two values of the parameter  $\alpha$

$(N_x, N_t)$	$\alpha = 1$				$\alpha = 0.1$			
	Error	Order	Iter	CPU	Error	Order	Iter	CPU
(32,32,33)	7.17E-03	1.9	3	0.07	7.17E-03	1.9	3	0.04
(64,64,65)	1.86E-03	1.9	7	0.57	1.86E-03	1.9	3	0.31
(128,128,129)	4.74E-04	2.0	37	24.25	4.74E-04	2.0	3	2.17
(256,256,257)			>50		1.20E-04	2.0	3	21.02

We provide the Matlab code `ParaDiag_V2_GMRES_LinearWave_2D` to solve a 2D wave equation example with

$$T = 2, u_0(x, y) = \sin(\pi x) \sin(\pi y), \quad u_1(x, y) = \sin(\pi x) \sin(\pi y), \quad f = (1 + 2\pi^2) \sin(\pi x) \sin(\pi y) e^t,$$

where the exact solution is  $u(x, y, t) = \sin(\pi x) \sin(\pi y) e^t$ . Here we choose a zero initial guess and a stopping tolerance `tol` =  $10^{-10}$  based on the reduction in relative residual norms. The complex-shifted systems in Step-(b) are solved by MATLAB's sparse direct solver. We will measure the discrete  $L^\infty((0, T); L^2(\Omega))$  error norms of the numerical approximation, and then estimate the experimental order of accuracy by calculating the logarithmic ratio of the approximation errors between two successively refined meshes, i.e.,

$$\text{Order} = \log_2 \left( \frac{\text{Error}(h, \tau)}{\text{Error}(2h, 2\tau)} \right),$$

which should be close to 2 for second-order accuracy. As we can see from Table 3.1, the iteration numbers for the preconditioner with the original choice of  $\alpha = 1$  grow dramatically when the mesh is refined. This is much better with the smaller choice  $\alpha = 0.1$  in the new ParaDiag-II algorithm, where we observe only 3 iterations. The CPU times also show the expected quasilinear time complexity of ParaDiag-II.

## 4 ParaDiag-II – Krylov Variant (for optimal control of the wave equation)

The Krylov variant of ParaDiag-II can also be used to handle optimal control problems of the wave equation [19], by applying ParaDiag as a preconditioner for the discrete saddle-point system within the framework of Krylov subspace methods. Let  $\Omega \in \mathbb{R}^d$  with  $d \geq 1$  be a bounded and open domain with Lipschitz boundary, and  $[0, T]$  be the time window of interest with  $T > 0$ . We consider a distributed optimal control problem of minimizing a tracking-type quadratic cost functional,

$$\min_{u, \tilde{u}} \mathcal{L}(u, u) := \frac{1}{2} \|u - g\|_{L^2(\Omega \times (0, T))}^2 + \frac{\gamma}{2} \|\tilde{u}\|_{L^2(\Omega \times (0, T))}^2, \quad (4.1a)$$

subject to a linear wave equation with initial- and boundary conditions

$$\begin{cases} u_{tt} - \Delta y = f + \tilde{u}, & \text{in } \Omega \times (0, T), \\ u = 0, & \text{on } \partial\Omega \times (0, T), \\ u(\cdot, 0) = u_0, \quad u_t(\cdot, 0) = u_1, & \text{in } \Omega, \end{cases} \quad (4.1b)$$

where  $\tilde{u} \in L^2$  is the distributed control,  $g \in L^2$  is the desired tracking trajectory or observation data and  $\gamma > 0$  is the cost weight or regularization parameter. The first-order optimality system of (4.1a)-(4.1b) is

$$\begin{cases} u_{tt} - \Delta u - \frac{1}{\gamma} p = f, & \text{in } \Omega \times (0, T), \quad y = 0, \text{ on } \partial\Omega \times (0, T), \\ u(\cdot, 0) = u_0, \quad u_t(\cdot, 0) = u_1, & \text{in } \Omega, \\ p_{tt} - \Delta p + u = g, & \text{in } \Omega \times (0, T), \quad p = 0, \text{ on } \partial\Omega \times (0, T), \\ p(\cdot, T) = 0, \quad p_t(\cdot, T) = 0, & \text{in } \Omega, \end{cases} \quad (4.2)$$

where we have eliminated the control variable  $\tilde{u}$  from the optimality condition  $\gamma\tilde{u} - p = 0$  in (4.2), leading to a reduced optimality system regarding only  $u$  and  $p$ .

By using the implicit leap-frog finite difference scheme [15] we get the discrete saddle-point system

$$\widehat{\mathbf{A}} \begin{bmatrix} \mathbf{u} \\ \mathbf{p} \end{bmatrix} := \left( \begin{bmatrix} B_1 & -\frac{\Delta t^2 \hat{I}_t}{\gamma} \\ \Delta t^2 \check{I}_t & B_1^\top \end{bmatrix} \otimes I_x + \frac{\Delta t^2}{2} \begin{bmatrix} B_2 & \\ & B_2^\top \end{bmatrix} \otimes A \right) \begin{bmatrix} \mathbf{u} \\ \mathbf{p} \end{bmatrix} = \begin{bmatrix} \mathbf{f} \\ \mathbf{g} \end{bmatrix},$$

where  $\hat{I}_t = \text{diag}(\frac{1}{2}, 1, \dots, 1)$ ,  $\check{I}_t = \text{diag}(1, \dots, 1, \frac{1}{2}) \in \mathbb{R}^{N_t \times N_t}$ ,  $A \in \mathbb{R}^{N_x \times N_x}$  is the discrete matrix of the negative Laplacian  $-\Delta$  and  $B_{1,2}$  are the Toeplitz matrices given by (3.2b). The idea in [19] for applying the ParaDiag algorithm lies in three steps. First, we need to balance the effect of the regularization parameter  $\gamma$  via a similarity transform

$$\underbrace{\left( \begin{bmatrix} \gamma^{\frac{1}{2}} I_t & \\ & I_t \end{bmatrix} \otimes I_x \right) \widehat{\mathbf{A}} \left( \begin{bmatrix} \gamma^{-\frac{1}{2}} I_t & \\ & I_t \end{bmatrix} \otimes I_x \right)}_{:=\mathbf{A}} \begin{bmatrix} \gamma^{\frac{1}{2}} \mathbf{u} \\ \mathbf{p} \end{bmatrix} = \begin{bmatrix} \gamma^{\frac{1}{2}} \mathbf{f} \\ \mathbf{g} \end{bmatrix},$$

where  $\mathbf{A} = \begin{bmatrix} B_1 & -\frac{\Delta t^2 \hat{I}_t}{\sqrt{\gamma}} \\ \frac{\Delta t^2 \check{I}_t}{\sqrt{\gamma}} & B_1^\top \end{bmatrix} \otimes I_x + \frac{\Delta t^2}{2} \begin{bmatrix} B_2 & \\ & B_2^\top \end{bmatrix} \otimes A$ . Second, based on the Toeplitz structure we propose the following block circulant preconditioner

$$\mathbf{P} := \begin{bmatrix} C_1 & -\frac{\Delta t^2 \hat{I}_t}{\sqrt{\gamma}} \\ \frac{\Delta t^2 \check{I}_t}{\sqrt{\gamma}} & C_1^\top \end{bmatrix} \otimes I_x + \frac{\Delta t^2}{2} \begin{bmatrix} C_2 & \\ & C_2^\top \end{bmatrix} \otimes A,$$

where  $C_1$  and  $C_2$  are given by (3.3). Note that the diagonal matrices  $\hat{I}_t$  and  $\check{I}_t$  are replaced by the identity matrix  $I_t \in \mathbb{R}^{N_t \times N_t}$ . The last step is to rewrite  $\mathbf{P}$  as

$$\mathbf{P} = \underbrace{\left( \begin{bmatrix} C_1 C_2^{-1} & -\frac{\Delta t^2 (C_2^{-1})^\top}{\sqrt{\gamma}} \\ \frac{\Delta t^2 C_2^{-1}}{\sqrt{\gamma}} & C_1^\top (C_2^{-1})^\top \end{bmatrix} \otimes I_x + \frac{\Delta t^2}{2} \begin{bmatrix} I_t & \\ & I_t \end{bmatrix} \otimes A \right)}_{:=\tilde{\mathbf{P}}} \left( \begin{bmatrix} C_2 & \\ & C_2^\top \end{bmatrix} \otimes I_x \right). \quad (4.3)$$

Now, for any input vector  $r$ , we can compute  $s = \mathbf{P}^{-1}r$  via

$$\tilde{s} := \begin{bmatrix} \tilde{s}_1 \\ \tilde{s}_2 \end{bmatrix} = \tilde{\mathbf{P}}^{-1}r, \quad s = \begin{bmatrix} (C_2^{-1} \otimes I_x) \tilde{s}_1 \\ ((C_2^{-1})^\top \otimes I_x) \tilde{s}_2 \end{bmatrix}.$$

Once  $\tilde{s}$  is calculated, we can compute  $s$  with high efficiency by the fast Fourier transform (FFT). Hence, the major computation is to compute  $\tilde{s} = \tilde{\mathbf{P}}^{-1}r$ . We now derive a special diagonalization of the matrix  $\tilde{\mathbf{P}}$  in (4.3). The reason why we split  $\mathbf{P}^{-1}$  into two steps is that we do not have a spectral decomposition of  $\mathbf{P}$  with a closed formula. For  $\tilde{\mathbf{P}}$ , we have the following spectral decomposition.

**Theorem 4.1** (see [24]) *Let  $D_1$  and  $D_2$  be the diagonal matrices consisting of the circulant matrices  $C_1$  and  $C_2$  and  $\mathbb{F} \in \mathbb{C}^{N_t \times N_t}$  be the discrete Fourier matrix. The matrix  $\tilde{\mathbf{P}}$  in (4.3) can be factorized as*

$$\tilde{\mathbf{P}} = (V \otimes I_x) \left( \begin{bmatrix} \Sigma_1 & \\ & \Sigma_2 \end{bmatrix} \otimes I_x + \frac{\Delta t^2}{2} \begin{bmatrix} I_t & \\ & I_t \end{bmatrix} \otimes A \right) (V^{-1} \otimes I_x). \quad (4.4a)$$

where

$$V = \begin{bmatrix} \mathbb{F}^* & \\ & \mathbb{F}^* \end{bmatrix} \begin{bmatrix} I_t & -i\sqrt{D_2^* D_2^{-1}} \\ i\sqrt{D_2^* D_2^{-1}} & I_t \end{bmatrix}, \quad V^{-1} = \frac{1}{2} V^*, \quad (4.4b)$$

$$\Sigma_1 = D_1 D_2^{-1} + i \frac{\Delta t^2}{\sqrt{\gamma}} |D_2^{-1}|, \quad \Sigma_2 = D_1 D_2^{-1} - i \frac{\Delta t^2}{\sqrt{\gamma}} |D_2^{-1}|.$$

Let  $\tilde{D}$  be an invertible diagonal matrix. Then, it is clear that the factorization (4.4a) still holds if we replace  $V$  by  $V\tilde{D}$ . Hence the eigenvector matrix for the block diagonalization of  $\tilde{\mathbf{P}}$  is not unique. A nice property of the factorization given by (4.4a)-(4.4b) is that the matrix  $V$  is *optimal* in the sense that  $\text{Cond}_2(V) = 1$ . According to (4.4b), for any input vector  $r$  we can compute  $\tilde{\mathbf{P}}^{-1}r$  by the diagonalization technique described

Table 4.1: Number of GMRES iterations and CPU times using the ParaDiag-II preconditioner  $\mathbf{P}$ .

$\mathbf{tol} = 10^{-7}$	$\gamma = 10^{-2}$		$\gamma = 10^{-4}$		$\gamma = 10^{-6}$		$\gamma = 10^{-8}$		$\gamma = 10^{-10}$	
$(N_x, N_x, N_t)$	It	CPU	It	CPU	It	CPU	It	CPU	It	CPU
(16,16,17)	5	0.0	5	0.0	5	0.0	4	0.0	4	0.0
(32,32,33)	5	0.1	5	0.2	5	0.1	5	0.1	4	0.1
(64,64,65)	5	0.7	5	1.1	5	0.8	5	0.8	4	0.6
(128,128,129)	11	13.9	5	7.2	5	6.7	5	6.4	5	6.7
(256,256,257)	17	226.6	5	59.6	5	60.3	5	61.0	5	60.7

in (1.6). It was shown in [24] that the eigenvalues of the non-symmetric preconditioned matrix  $\mathbf{P}^{-1}\mathbf{A}$  are highly clustered (the similarity transform from  $\hat{\mathbf{A}}$  to  $\mathbf{A}$  is important for this).

We provide the Matlab code `ParaDiag_V2_GMRES_LinearWaveOPT_2D` for the 2D wave equation optimal control problem posed on  $\Omega \times (0, T) = (0, 1)^2 \times (0, 2)$ , with the data

$$\begin{aligned} u_0(x, y) &= \sin(\pi x) \sin(\pi y), & u_1(x, y) &= \sin(\pi x) \sin(\pi y), \\ f(x, y, t) &= (1 + 2\pi^2)e^t \sin(\pi x) \sin(\pi y) - \frac{1}{\gamma}(t - T)^2 \sin(\pi x) \sin(\pi y), \\ g(x, y, t) &= (e^t + 2 + 2\pi^2(t - T)^2) \sin(\pi x) \sin(\pi y). \end{aligned}$$

The exact solution of the optimal control problem is

$$u(x, y, t) = e^t \sin(\pi x) \sin(\pi y) \quad \text{and} \quad p(x, y, t) = (t - T)^2 \sin(\pi x) \sin(\pi y).$$

As shown in Table 4.1, GMRES preconditioned with the ParaDiag-II preconditioner  $\mathbf{P}$  converges very fast and is robust with respect to the possibly very small regularization parameter  $\gamma$ .

## 5 ParaDiag-II: A General Theoretical Result (New Progress)

For the all-at-once system (1.1), using ParaDiag as a stationary iterative solver corresponds to the iteration

$$\mathbf{P}_\alpha \Delta \mathbf{u}^k = \mathbf{r}^k, \quad \mathbf{u}^{k+1} = \mathbf{u}^k + \Delta \mathbf{u}^k, \quad \mathbf{r}^k := \mathbf{b} - \mathbf{A} \mathbf{u}^k, \quad (5.1)$$

where  $\mathbf{P}_\alpha$  is the block  $\alpha$ -circulant matrix defined by (1.3). In [16, 21], such a  $\mathbf{P}_\alpha$  (with  $\alpha = 1$  in [21]) was used as a preconditioner for Krylov subspace solvers as we explained in Section 3. But in [19], we show that the stationary iteration itself performs very well for both parabolic and hyperbolic problems. In particular, for the implicit leapfrog scheme it was proved that

$$\rho(\mathbf{I} - \mathbf{P}_\alpha^{-1} \mathbf{A}) \leq \frac{\alpha}{1 - \alpha}, \quad \alpha \in (0, 1), \quad (5.2)$$

where the upper bound only depends on  $\alpha$ . Actually, this is the same statement as in Theorem 3.1. For the Krylov variants of ParaDiag-II introduced in Section 3, the eigenvalue distribution of the preconditioned matrix  $\mathbf{P}_\alpha^{-1} \mathbf{A}$  is also an important issue, even though a clustering of the eigenvalues does not necessarily imply fast convergence of the algorithm. Considerable efforts have been devoted to exploring the spectrum of  $\mathbf{P}_\alpha^{-1} \mathbf{A}$  (or  $\mathbf{I} - \mathbf{P}_\alpha^{-1} \mathbf{A}$ ), and this leads to many case-by-case studies depending on the time-integrator used. To name a few, we mention the work in [16] for the implicit Euler method, [19] for the implicit leap-frog method, [26] for the two-stage singly diagonal implicit RK method and [28] for the BDF method with order up to 6. The analysis in these references is very technical and heavily depends on the special property of the time-integrator, e.g., sparsity, Toeplitz structure and diagonal dominance of the time-discretization matrix.

It is therefore justified to ask the question: “*In general, under what conditions does the iterative algorithm (5.1) converge rapidly and robustly?*” We recently proved the following unified results [27]:

**Theorem 5.1** *For an initial-value problem  $U' + AU = F$  with  $A \in \mathbb{C}^{m \times m}$  and spectrum  $\sigma(A) \subset \mathbb{C}^+$ , suppose  $A$  is diagonalizable as  $A = PD_A P^{-1}$ . For any one-step time-integrator*

$$U_{n+1} + \mathcal{R}(\Delta t A) U_n = \tilde{F}_n, \quad n = 0, 1, \dots, N_t - 1, \quad (5.3)$$

the error at the  $k$ -th iteration (5.1), denoted by  $\mathbf{err}^k = \mathbf{u}^k - \mathbf{u}$ , satisfies

$$\|(I_t \otimes P)\mathbf{err}^{k+1}\|_\infty \leq \frac{\alpha}{1-\alpha} \|(I_t \otimes P)\mathbf{err}^k\|_\infty, \quad \forall k \geq 1, \quad (5.4)$$

provided the time-integrator is stable in the sense

$$|\mathcal{R}(\Delta t \lambda)| \leq 1, \quad \forall \lambda \in \sigma(A). \quad (5.5)$$

Therefore, for one-step time-integrators the iteration (5.1) converges linearly if  $\alpha \in (0, \frac{1}{2})$ .

For the one-step time-integrator (5.3),  $\mathcal{R}(\Delta A)$  is the increment matrix deduced from the stability function. For example, for a general implicit  $s$  stage RK method specified by the Butcher tableau

$$\begin{array}{c|c} c & \Theta \\ \hline & b^\top \end{array},$$

the increment matrix is given by

$$\mathcal{R}(\Delta t A) = I_x - b^\top \otimes (\Delta t A)(I_s \otimes I_x + \Theta \otimes (\Delta t A))^{-1}(\mathbf{1} \otimes I_x),$$

where  $I_s \in \mathbb{R}^{s \times s}$  is an identity matrix and  $\mathbf{1} = (1, 1, \dots, 1)^\top \in \mathbb{R}^s$ .

**Theorem 5.2** For an initial-value problem  $U' + AU = F$  with  $A \in \mathbb{C}^{m \times m}$  and spectrum  $\sigma(A) \subset \mathbb{C}^+$ , suppose  $A$  is diagonalizable as  $A = PD_A P^{-1}$ . For any linear multistep method

$$\sum_{j=0}^r a_j U_{n+r-j} + \Delta t \sum_{j=0}^r b_j A U_{n+r-j} = \tilde{F}_n, \quad n = 0, 1, \dots, N_t - r, \quad (5.6)$$

the error at the  $k$ -th iteration (5.1), denoted by  $\mathbf{err}^k = \mathbf{u}^k - \mathbf{u}$ , satisfies

$$\|(I_t \otimes P)\mathbf{err}^{k+1}\|_\infty \leq \frac{c\alpha}{1-c\alpha} \|(I_t \otimes P)\mathbf{err}^k\|_\infty, \quad \forall k \geq 1, \quad (5.7)$$

provided the method is stable in the sense

$$p(s; z) = 0 \implies \begin{cases} \text{either } |s| < 1, \\ \text{or } |s| = 1 \text{ and it is a root of multiplicity } 1, \end{cases} \quad (5.8)$$

where  $c \geq 1$  is a constant only depending on the stability of the time-integrator,  $z = \Delta t \lambda$  is an arbitrary eigenvalue of  $\Delta t A$  and  $p(s, z)$  is the characteristic polynomials of the  $r$ -step method,

$$p(s; z) = \sum_{j=0}^r a_j s^{r-j} + z b_j s^{r-j}. \quad (5.9)$$

Therefore, for multistep time-integrators the iteration (5.1) converges linearly if  $\alpha \in (0, \frac{1}{c})$ .

## References

- [1] P. R. Amestoy, A. Buttari, J.-Y. L'Excellent, and T. Mary. *Performance and scalability of the block low-rank multifrontal factorization on multicore architectures*. ACM Trans. Math. Softw., Vol 45, pp 2:1-2:26, 2019.
- [2] P. R. Amestoy, I. S. Duff, J. Koster, and J.-Y. L'Excellent. *A fully asynchronous multifrontal solver using distributed dynamic scheduling*. SIAM J. Matrix Anal. Appl., Vol 23, pp 15-41, 2001.
- [3] A. O. H. Axelsson and J. G. Verwer. *Boundary value techniques for initial value problems in ordinary differential equations*. Math. Comput., Vol. 45, pp. 153-171, 1985.
- [4] D. A. Bini, G. Latouche, and B. Meini. *Numerical Methods for Structured Markov Chains*. Oxford University Press, 2005.
- [5] L. Brugnano, F. Mazzia, and D. Trigiante. *Parallel implementation of BVM methods*. Appl. Numer. Math., Vol. 11, pp. 115-124, 1993.

- [6] L. Brugnano and D. Trigiante. *Solving differential problems by multistep initial and boundary value methods*. Gordon and Breach Science Publ., Amsterdam, 1998.
- [7] L. Fox. *A note on the numerical integration of first order differential equations*. Quart. J. Mech. Appl. Math., Vol. 7, pp. 367-378, 1954.
- [8] L. Fox and A. R. Mitchell. *Boundary value techniques for the numerical solution of initial value problems in ordinary differential equations*. Quart. J. Mech. Appl. Math., Vol. 10, pp. 232-243, 1957.
- [9] M. J. Gander. *Analysis of the parareal algorithm applied to hyperbolic problems using characteristics*. Bol. Soc. Esp. Mat. Apl., Vol. 42, pp. 21-35, 2008.
- [10] M. J. Gander, L. Halpern, J. Rannou, and J. Ryan. *A direct solver for time parallelization*. in: Domain Decomposition Methods in Science and Engineering XXII. Springer, pp. 491-499, 2016.
- [11] M. J. Gander and L. Halpern. *Time parallelization for nonlinear problems based on diagonalization*. Lect. Notes Comput. Sci. Eng., Vol. 116, pp. 163-170, 2017.
- [12] M. J. Gander, L. Halpern, J. Rannou, and J. Ryan. *A direct time parallel solver by diagonalization for the wave equation*. SIAM J. Sci. Comput., Vol. 41, pp. A220-A245, 2019.
- [13] M. J. Gander, S. L. Wu. *Convergence analysis of a periodic-like waveform relaxation method for initial-value problems via the diagonalization technique*. Numer. Math., Vol. 143, pp. 489-527, 2019.
- [14] M. J. Gander and S. Vandewalle. *Analysis of the parareal time-parallel time-integration method*, SIAM J. Sci. Comput., Vol. 29, pp. 556-578, 2007.
- [15] B. Y. Li, J. Liu, and M. Xiao. *A fast and stable preconditioned iterative method for optimal control problem of wave equations*. SIAM J. Sci. Comput., Vol. 37, pp. A2508-A2534, 2015.
- [16] X.-L. Lin and M. Ng. *An all-at-once preconditioner for evolutionary partial differential equations*. arXiv:2002.01108, 2020.
- [17] J.-L. Lions, Y. Maday, and G. Turinici. *A “parareal” in time discretization of PDE’s*. C. R. Acad. Sci. Paris Sér. I Math., Vol. 332, pp. 661-668, 2001.
- [18] J. Liu, X. Wang, S. L. Wu, and T. Zhou. *A direct parallel-in-time numerical method by diagonalization for evolutionary equations*. Submitted for review.
- [19] J. Liu and S. L. Wu. *A fast block  $\alpha$ -circulant preconditioner for all-at-once systems from wave equations*. SIAM J. Matrix Anal. Appl., Vol. 41, pp. 1912-1943, 2020.
- [20] Y. Maday and E. M. Rønquist. *Parallelization in time through tensor-product space-time solvers*. Comptes Rendus Mathématique, Vol. 346, pp. 113-118, 2008.
- [21] E. McDonald, J. Pestana, and A. Wathen. *Preconditioning and iterative solution of all-at-once systems for evolutionary partial differential equations*. SIAM J. Sci. Comput., Vol. 40, pp. A1012-A1033, 2018.
- [22] S. Sahni and V. Thanvantri. *Performance metrics: Keeping the focus on runtime*. IEEE Parall. Distrib., Vol. 4, pp. 43-56, 1996.
- [23] S. L. Wu. *Toward parallel coarse grid correction for the parareal algorithm*. SIAM J. Sci. Comput., Vol. 40, pp. A1446-A1472, 2018.
- [24] S. L. Wu and J. Liu. *A parallel-in-time block-circulant preconditioner for optimal control of wave equations*. SIAM J. Sci. Comput., Vol. 42, pp. A1510-A1540, 2020.
- [25] S. L. Wu and T. Zhou. *Acceleration of the MGRiT algorithm via the diagonalization technique*. SIAM J. Sci. Comput., Vol. 41, pp. A3421-A3448, 2019.
- [26] S. L. Wu and T. Zhou. *Parallel implementation for the two-stage SDIRK methods via diagonalization*. J. Comput. Phys., Vol. 428, pp. 110076, 2021.

- [27] S. L. Wu, T. Zhou, and Z. Zhou. *Stability implies robust convergence of a class of diagonalization-based iterative algorithms*. arXiv: 2102.04646v1, 2021.
- [28] S. Wu and Z. Zhou. *Parallel-in-time high-order BDF schemes for diffusion and subdiffusion equations*. arXiv: 2007.13125, 2021.
- [29] X. J. Yang, X. K. Liao, W. X. Xu, J. Q. Song, Q. F. Hu, J. S. Su, L. Q. Xiao, K. Lu, Q. Dou, J. P. Jiang, and C. Q. Yang. *TH-1: China's first petaflop supercomputer*. *Front. Comput. Sci. China*, Vol. 4, pp. 445-455, 2010.