

Two arguments that the nontrivial zeros of the Riemann zeta function are irrational. II

Marek Wolf

Cardinal Stefan Wyszyński University, Faculty of Mathematics and Natural Sciences.
College of Sciences,
ul. Wóycickiego 1/3, PL-01-938 Warsaw, Poland, e-mail: m.wolf@uksw.edu.pl

Abstract

We extend the results of our previous computer experiment performed on the first 2600 nontrivial zeros γ_l of the Riemann zeta function calculated with 1000 digits accuracy to the set of 40000 first zeros given with 40000 decimal digits accuracy. We calculated the geometrical means of the denominators of continued fractions expansions of these zeros and for all cases we get values very close to the Khinchin's constant, which suggests that γ_l are irrational. Next we have calculated the n -th square roots of the denominators Q_n of the convergents of the continued fractions obtaining values very close to the Khinchin—Lévy constant, again supporting the common opinion that γ_l are irrational.

1 Introduction

The famous Riemann's $\zeta(s)$ function [3, 10] has trivial zeros at even negative integers: $-2, -4, -6, \dots$ and infinity of nontrivial complex zeros $\rho_l = \beta_l + i\gamma_l$, $\rho_{-l} = \beta_l - i\gamma_l = \overline{\beta_l + i\gamma_l} = \overline{\rho_l}$ ($l = 1, 2, 3, \dots$) (here overline denotes complex conjugation: $\overline{z} = x - iy = x + iy = z$) in the critical strip: $\beta_l \in (0, 1)$, $\gamma_l \in \mathbb{R}$. The Riemann Hypothesis (RH) asserts that $\beta_l = \frac{1}{2}$ for all l — i.e. all zeros lie on the critical line $\Re(s) = \frac{1}{2}$. Presently it is added that these nontrivial zeros are simple: $\zeta'(\rho_l) \neq 0$ — many explicit formulas of number theory contain $\zeta'(\rho_l)$ in the denominators.

There is little hope to obtain an analytical formulas for the imaginary parts γ_l of the nontrivial zeros of $\zeta(s)$. In the paper [6] LeClair obtained almost exact equation for γ_l

whose solution gives approximate values of imaginary parts of nontrivial zeros in terms of the Lambert function $W(x)$:

$$x = W(x)e^{W(x)}$$

see e.g. [7, p. 111, §4.13] In the previous paper [11] we exploited two facts about the continued fractions: the existence of the Khinchin constant and Khinchin–Lévy constant, see e.g. [4, §1.8], to support the irrationality of γ_l . Let

$$r = [a_0(r); a_1(r), a_2(r), a_3(r), \dots] = a_0(r) + \frac{1}{a_1(r) + \frac{1}{a_2(r) + \frac{1}{a_3(r) + \dots}}} \quad (1)$$

be the continued fraction expansion of the real number r , where $a_0(r)$ is an integer and all $a_k(r)$ with $k \geq 1$ are positive integers. Khinchin has proved [5], see also [9], that limits of geometrical means of $a_n(r)$ are the same for almost all real r :

$$\lim_{n \rightarrow \infty} (a_1(r) \dots a_n(r))^{1/n} = \prod_{m=1}^{\infty} \left\{ 1 + \frac{1}{m(m+2)} \right\}^{\log_2 m} \equiv K_0 \approx 2.685452001 \dots \quad (2)$$

The Lebesgue measure of all exceptions is zero and include *rational numbers*, quadratic irrationals and some irrational numbers too, like for example the Euler constant $e = 2.7182818285 \dots$ for which the limit (2) is infinity.

The constant K_0 is called the Khinchin constant, see e.g. [4, §1.8]. If the quantities

$$K(r; n) = (a_1(r)a_2(r) \dots a_n(r))^{1/n} \quad (3)$$

for a given number r are close to K_0 we can regard it as an indication that r is irrational. This is the idea behind our papers: previous [11] and the present one.

Let the rational P_n/Q_n be the n -th partial convergent of the continued fraction:

$$\frac{P_n}{Q_n} = [a_0; a_1, a_2, a_3, \dots, a_n]. \quad (4)$$

For almost all real numbers r the denominators of the finite continued fraction approximations fulfill:

$$\lim_{n \rightarrow \infty} (Q_n(r))^{1/n} = e^{\pi^2/12 \ln 2} \equiv L_0 = 3.275822918721811 \dots \quad (5)$$

where L_0 is called the Khinchin–Lévy’s constant [4, §1.8]. Again the set of exceptions to the above limit is of the Lebesgue measure zero and it includes rational numbers, quadratic irrational etc.

2 Computer experiments with zeta zeros

Some time ago we learned that G. Beliakov and Y. Matiyasevich [1] calculated first 40000 nontrivial zeros of $\zeta(s)$ with 40000 digits accuracy and made them publicly available at

[12]. The method used during this high-precision numerical calculations is described in [2]. Thus we were able to repeat computer experiments from [11] on much larger set of zeros of $\zeta(s)$ given with much higher number of digits.

In the computer experiments we used the PARI [8] which has built in function `contfrac`($r, \{nmax\}$). This function creates the row vector $\mathbf{a}(r)$ whose components are the denominators $a_n(r)$ of the continued fraction expansion of r , i.e. $\mathbf{a} = [a_0(r); a_1(r), \dots, a_n(r)]$ means that

$$r \approx a_0(r) + \frac{1}{a_1(r) + \frac{1}{a_2(r) + \frac{1}{\ddots + \frac{1}{a_n(r)}}}}. \quad (6)$$

The parameter $nmax$ limits the number of terms $a_{nmax}(r)$; if it is omitted the expansion stops with a declared precision of representation of real numbers at the last significant partial quotient. With the precision set to 90000 digits we expanded each $\gamma_l, l = 1, 2, \dots, 40000$ with 40000 accurate decimal digits value into its continued fractions

$$\gamma_l \doteq [a_0(l); a_1(l), a_2(l), a_3(l), \dots, a_{n(l)}(l)] \equiv \mathbf{a}(l) \quad (7)$$

(here \doteq denotes approximate equality) without specifying the parameter $nmax$, thus the length $n(l)$ of the vector $\mathbf{a}(l)$ depended on γ_l and it turns out that the number of denominators was contained between 77000 and 78000. The value of the product $a_1 a_2 \dots a_{n(l)}$ was typically of the order $10^{33000} - - - 10^{33500}$. Next for each l we have calculated the geometrical means:

$$K_l(n(l)) = \left(\prod_{k=1}^{n(l)} a_k(l) \right)^{1/n(l)}. \quad (8)$$

The results are presented in the Fig.1. Values of $K_l(n(l))$ are scattered around the red line representing K_0 and are contained in the interval $(K_0 - 0.06, K_0 + 0.06)$. For the set of zeros reported in the paper [11] values of $K_l(n(l))$ were contained in the interval $(K_0 - 0.3, K_0 + 0.3)$. The Fig.1 is in some sense misleading, because there are cases when the difference $K_l(m) - K_0$ changes sign for earlier m . We are not able to repeat calculations presented in the Fig. 2 in [11] showing the number of sign changes of $K_l(m) - K_0$: it would take a few years of CPU time as there are over 15 times more zeros with 40 times more digits, thus assuming linear complexity of the problem it will take over 600 more time than in the previous experiment, which took 2 CPU days. In the Fig. 2 we present plots of $K_l(m)$ as a function of m for a few zeros γ_l with sign changes of $K_l(m) - K_0$. We encountered also zeros γ_l without sign change of $K_l(m) - K_0$, some of them are plotted in the Fig.3. The plots of the difference $K_0 - K_l(m)$ without sign changes seem to follow the power-like dependence $|K_l(m) - K_0| \sim m^{-\alpha_l}$, where the parameters α_l very weakly depend on the zero number l and are close to 0.9.

We obtained from G. Beliakov the zero γ_{14299} with 70000 digits accuracy. In the Fig.4 we present the plot of $K_{14299}(m) - K_0$ vs m . It took 52 h on 3.9 GHz CPU to get data for this plot. There are 322 sign changes of $K_0 - K_{14299}(m)$ present on Fig.4.

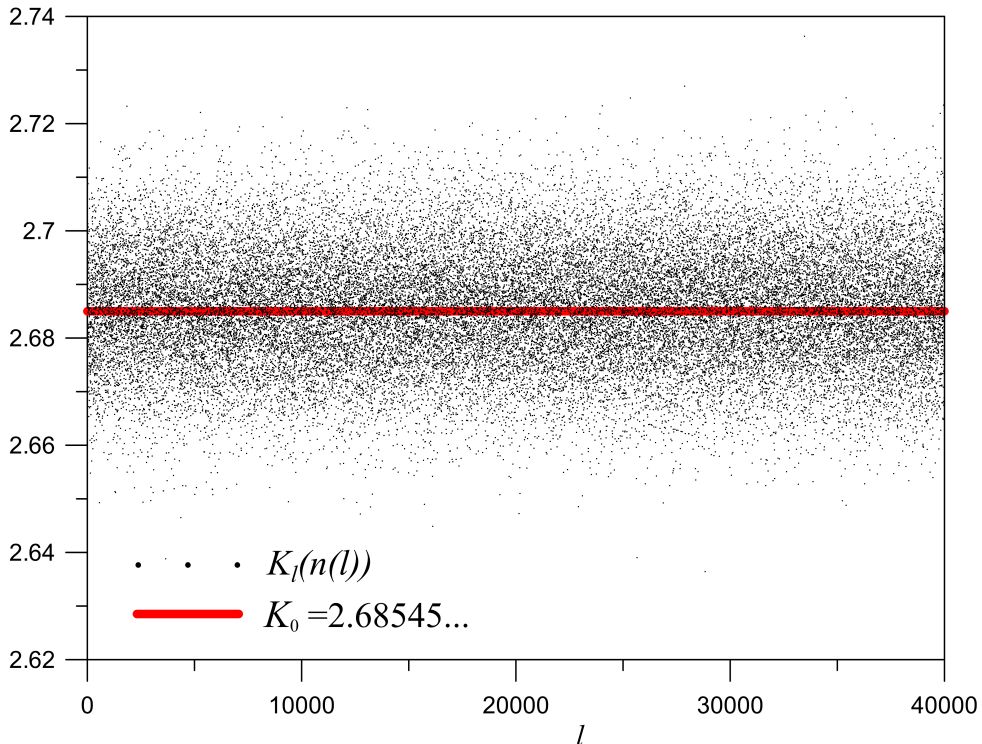


Fig.1 The plot of $K_l(n(l))$ for $l = 1, 2, 3, \dots, 40000$. There are 2976 points closer to K_0 than 0.001 and 292 points closer to K_0 than 0.0001. The largest value of $|K_0 - K_l(n(l))|$ is 5.08×10^{-2} and it occurred for the zero number $l = 33473$, the smallest value of $|K_0 - K_l(n(l))|$ is 9.2×10^{-8} and it occurred for the zero number $l = 17408$.

Let the rational $P_{n(l)}(\gamma_l)/Q_{n(l)}(\gamma_l)$ be the n -th partial convergent of the continued fractions (7):

$$\frac{P_{n(l)}(\gamma_l)}{Q_{n(l)}(\gamma_l)} = \mathbf{a}(l) \doteq \gamma_l. \quad (9)$$

For each zero γ_l using PARI function `contfracpnqn(a)` we calculated the partial convergents $P_{n(l)}(\gamma_l)/Q_{n(l)}(\gamma_l)$. Next from these denominators $Q_{n(l)}(\gamma_l)$ we have calculated the quantities $L_l(n(l))$:

$$L_l(n(l)) = (Q_{n(l)})^{1/n(l)}, \quad l = 1, 2, \dots, 40000 \quad (10)$$

The obtained values of $L_l(n(l))$ are presented in the Fig.5. These values scatter around the red line representing the Khinchin—Lévy's constant L_0 and are contained in the interval $(L_0 - 0.05, L_0 + 0.05)$, while in the previous paper [11] this interval was $(L_0 - 0.36, L_0 + 0.36)$. Again this plot is somehow misleading because there are zeros $\gamma(l)$ for which there appear sign changes of $L_0 - L_l(m)$. In the Fig. 4 we present the plot of $L_0 - L_{14299}(m)$ for the zero number 14299 which is known with 70000 digits accuracy. This plot is practically identical with the plot of $K_0 - K_{14299}(m)$. There are 229 sign changes of $L_0 - L_{14299}(m)$ present on Fig.4. These sign changes of $K_0 - K_{14299}(m)$ and of $L_0 - L_{14299}(m)$ appears almost at the same arguments m , see Fig.6.

Acknowledgement: I thank Gleb Beliakov for sending me the zero 14299 with 70000 digits accuracy.

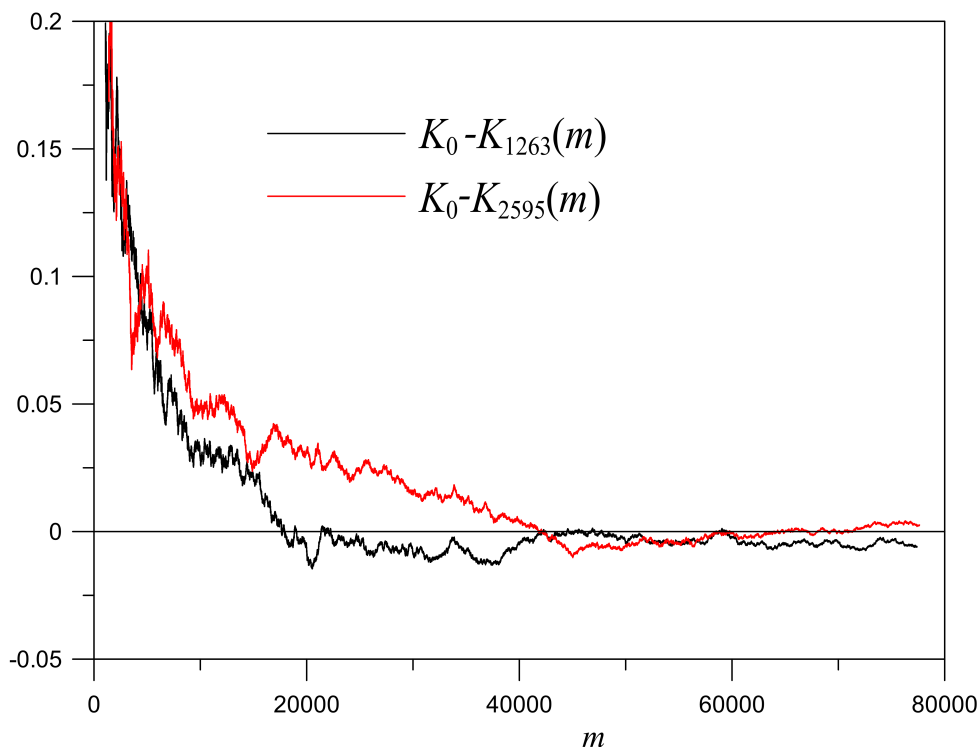


Fig.2 The plot of the difference $K_0 - K_l(m)$ for $l = 1263$ and $l = 2595$. There are 267 sign changes for γ_{1263} and 218 sign changes for γ_{2595}

References

- [1] G. Beliakov and Y. Matiyasevich. Zeroes of Riemann's zeta function on the critical line with 40000 decimal digits accuracy. 2013.
- [2] G. Beliakov and Y. Matiyasevich. Approximation of Riemann's zeta function by finite dirichlet series: A multiprecision numerical approach. *Experimental Mathematics*, 24(2):150–161, Apr 2015.
- [3] H. M. Edwards. *Riemann's zeta function*. Academic Press, 1974. Pure and Applied Mathematics, Vol. 58.
- [4] S. R. Finch. *Mathematical Constants*. Cambridge University Press, 2003.
- [5] A. Y. Khinchin. *Continued Fractions*. Dover Publications, New York, 1997.
- [6] A. LeClair. An Electrostatic Depiction of the Validity of the Riemann Hypothesis and a Formula for the N -th Zero at Large N . *International Journal of Modern Physics A*, 28:50151, Dec. 2013.
- [7] F. W. J. Olver, D. W. Lozier, R. F. Boisvert, and C. W. Clark. *NIST handbook of mathematical functions*. NIST and CUP, 2010.
- [8] PARI/GP version 2.11.2, 64 bits, 2019. available from <http://pari.math.u-bordeaux.fr/>.

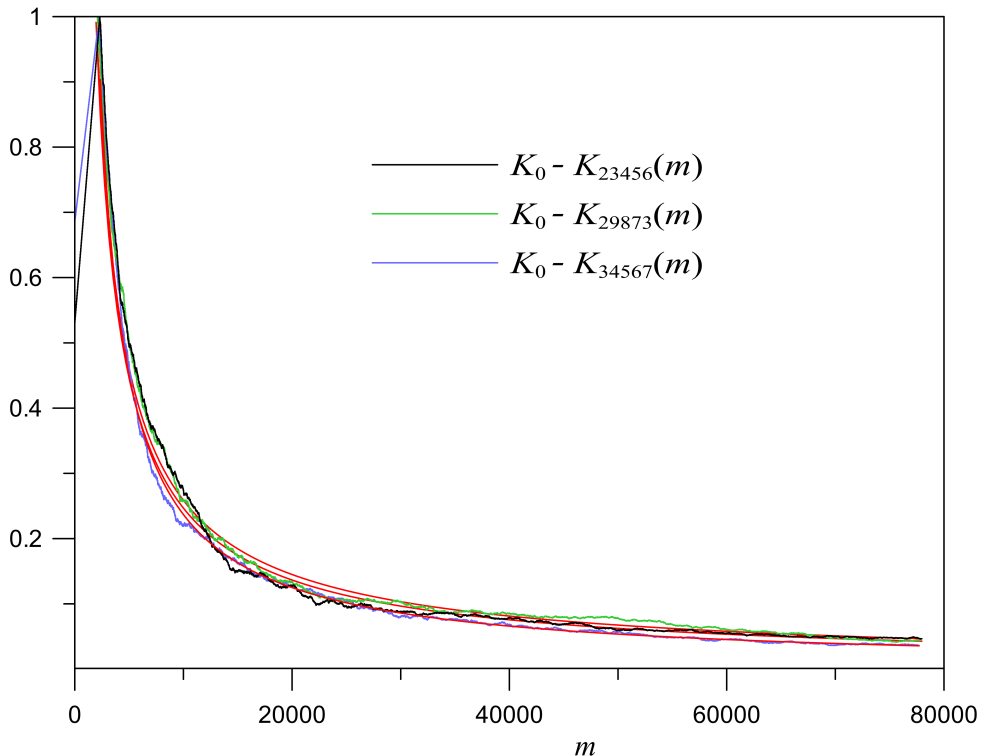


Fig.3 The plots of the difference $K_0 - K_l(m)$ for $l = 23456, 29873, 34567$. In red are the fits to the power-like dependence plotted for these three zeros. These fits are represented by $m^{-\alpha}$ with parameter α almost the same for all three zeros and contained in the interval $(0.85, 0.92)$.

- [9] C. Ryll-Nardzewski. On the ergodic theorems II (Ergodic theory of continued fractions). *Studia Mathematica*, 12:74–79, 1951.
- [10] E. C. Titchmarsh. *The Theory of the Riemann Zeta-function*. The Clarendon Press Oxford University Press, New York, sec. ed. edition, 1986. Edited and with a preface by D. R. Heath-Brown.
- [11] M. Wolf. Two arguments that the nontrivial zeros of the Riemann zeta function are irrational. *Computational Methods in Science and Technology*, 24(4):215–220, 2018.
- [12] Zeroes of Riemann’s zeta function on the critical line with 40000 decimal digits accuracy, 2013. available from <http://dro.deakin.edu.au/view/DU:30056270>.

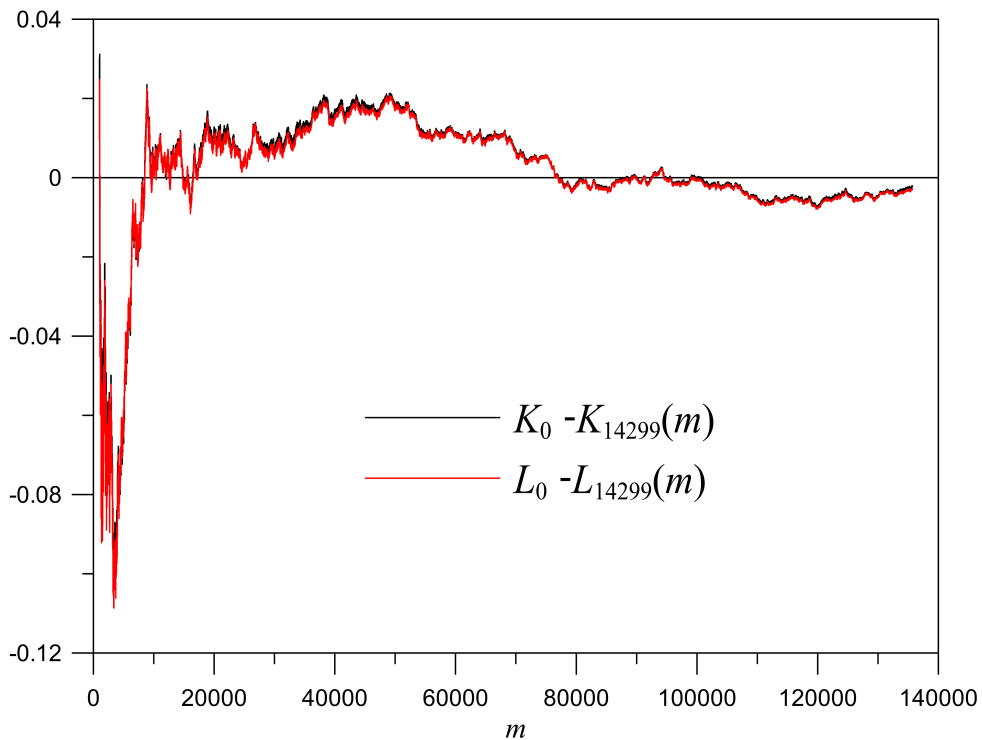


Fig.4 The plots of the differences $K_0 - K_{14299}(m)$ (black) and $L_0 - L_{14299}(m)$ (red). The number of denominators $a(n)$ was 135721.

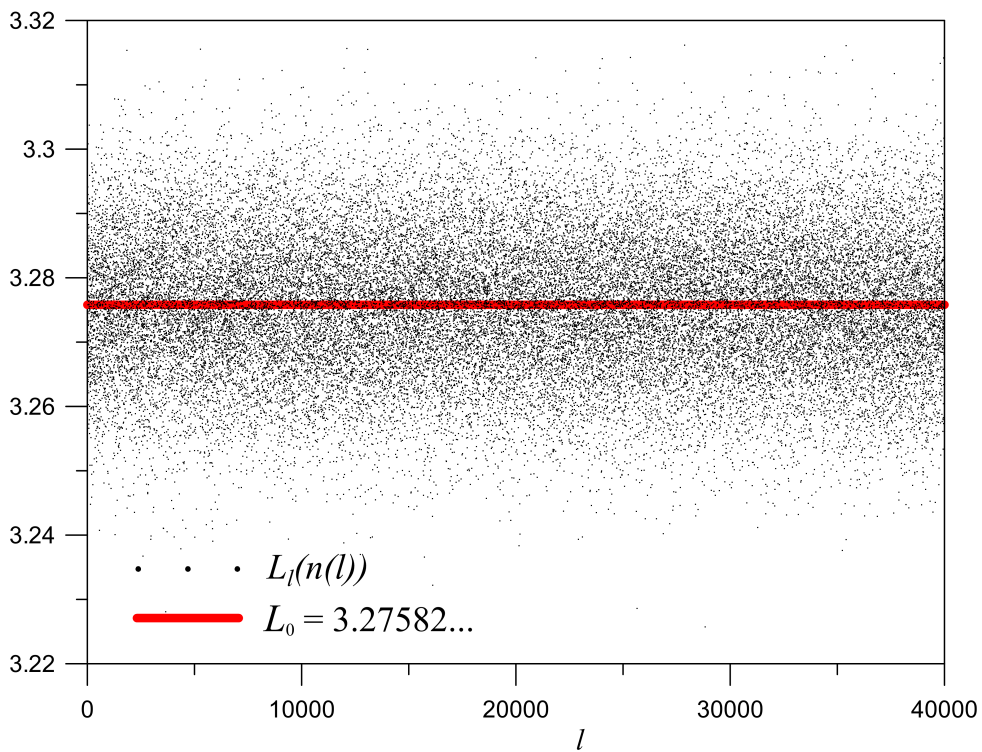


Fig.5 The plot of $L_l(n(l))$ for $l = 1, 2, 3, \dots, 40000$. There are 2906 points closer to L_0 than 0.001 and 275 zeros closer to L_0 than 0.0001

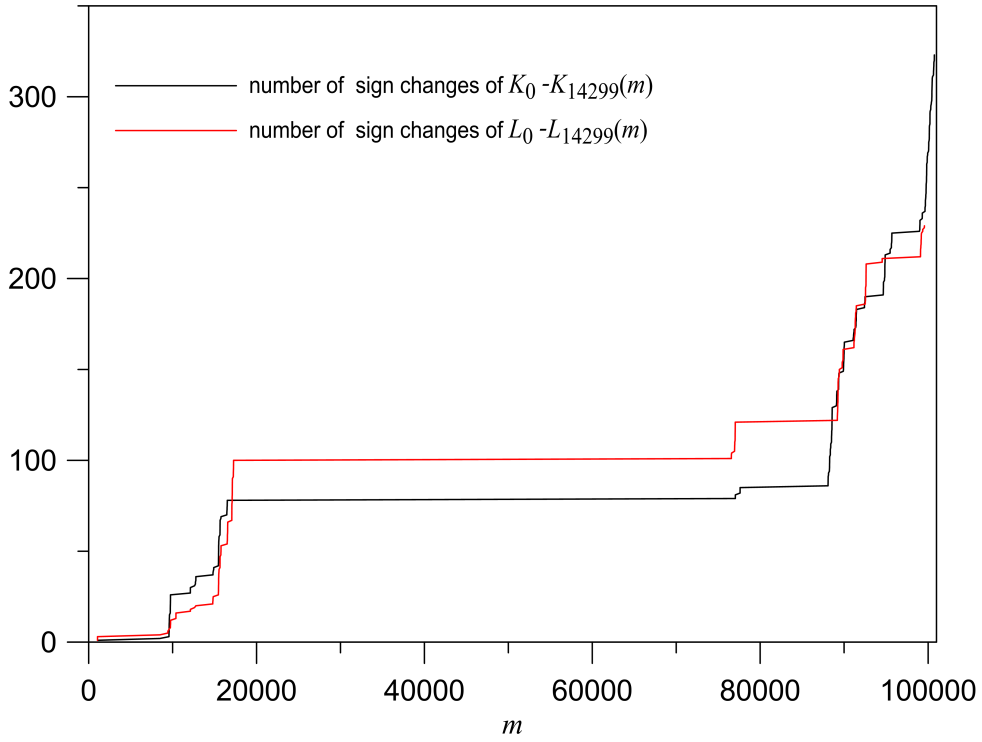


Fig.6 The plot of the number of sign changes of difference $K_0 - K_{14299}(m)$ and $L_0 - L_{14299}(m)$ as the function of m .