

# Learning and Optimization with Seasonal Patterns

**Ningyuan Chen**

*Department of Management, University of Toronto Mississauga,  
Rotman School of Management, University of Toronto, Canada, ningyuan.chen@utoronto.ca*

**Chun Wang**

*School of Economics and Management, Tsinghua University, Beijing, China, wangch5@sem.tsinghua.edu.cn*

**Longlin Wang**

*School of Economics and Management, Tsinghua University, Beijing, China, wangll3.16@sem.tsinghua.edu.cn*

This Version: May 2020

## Abstract

Seasonality is a common form of non-stationary patterns in the business world. We study a decision maker who tries to learn the optimal decision over time when the environment is unknown and evolving with seasonality. We consider a multi-armed bandit (MAB) framework where the mean rewards are periodic. The unknown periods of the arms can be different and scale with the length of the horizon  $T$  polynomially. We propose a two-staged policy that combines Fourier analysis with a confidence-bound based learning procedure to learn the periods and minimize the regret. In stage one, the policy is able to correctly estimate the periods of all arms with high probability. In stage two, the policy explores mean rewards of arms in each phase using the periods estimated in stage one and exploits the optimal arm in the long run. We show that our policy achieves the rate of regret  $\tilde{O}(\sqrt{T \sum_{k=1}^K T_k})$ , where  $K$  is the number of arms and  $T_k$  is the period of arm  $k$ . It matches the optimal rate of regret of the classic MAB problem  $O(\sqrt{TK})$  if we regard each phase of an arm as a separate arm.

**Keywords:** multi-armed bandit, non-stationary, periodicity, seasonality, spectral analysis

# 1 Introduction

## 1.1 Background and Motivation

Online learning, or more specifically, the MAB problem, tackles the task of dynamically learning the model parameters from an unknown environment while simultaneously optimizing cumulative rewards over a given horizon  $T$ . This problem has been studied extensively when the environment (reward distributions) is stationary over time, and various algorithms are designed to delicately balance the tradeoff between exploration and exploitation in the long run.

Recently, online learning in a non-stationary environment has been receiving significant attention from the research community. This topic is of great importance because many decision problems encountered in the OR/MS and other fields have a time-varying nature. For examples, a fashion company should take into account the demand shift over seasons when setting the price for apparels, and a hospital needs to consider the variation of patients arrival rate over intra-day hours when assigning the schedules for medical staffs. Despite the practical relevance, it is extremely difficult to develop a learning policy which could efficiently handle the non-stationarity, especially when the dynamics can change arbitrarily over time. To this end, recent studies (Besbes et al., 2015; Auer et al., 2019) consider cases where the environment does not change fast with respect to the length of the learning horizon (in the order of  $o(T)$ ), e.g., a budget sublinear in  $T$  is imposed on the total variation of the underlying reward distribution. This is not particularly surprising, as a fast-changing environment would render any piece of learned information obsolete immediately and cause any effort to learn nothing but futile.

However, there is still a silver lining in spite of this challenging task. We note that many non-stationary dynamics in practice display seasonality. Discovering the periodic pattern under which the model parameters repeat values over regular intervals may make it possible to design efficient learning algorithms even though the parameters may change values quite rapidly. Meanwhile, understanding the periodic pattern is critically important for making optimal decisions. For example, the demand for winter apparels usually has a yearly cycle. If the fashion company manager correctly estimates the demand fluctuation within a year, she may set retail prices differently over seasons to maximize the total revenue. For another instance, if the hospital director accurately assesses the pattern of arrival patients during a day, she can arrange for shifts of medical staffs accordingly to improve the service quality.

In this paper, we study online learning for non-stationary environments with seasonal patterns. Our research is motivated by the aforementioned practical values and the fact that the current learning algorithms have limitations in handling the rapid changing (linear in  $T$ ) in this case.<sup>1</sup> In particular, we study the problem under the MAB model with  $K$  arms (decisions) for the decision maker (DM) to choose from at each epoch. We assume that each arm generates a random reward,

---

<sup>1</sup>Consider seasonal patterns with a weekly cycle. The magnitude of change over a week is a constant. As  $T \rightarrow \infty$ , the total magnitude of change is  $O(T)$ .

whose mean is periodic. The DM does not know the periods or the mean rewards of all arms initially, and her goal is to maximize the total expected reward over the horizon  $T$ .

## 1.2 Contributions

We summarize the contribution of this paper along three dimensions.

**Formulation.** We propose a new formulation for the non-stationary MAB problem, in which we only assume that the mean rewards of arms are periodic and we do not place any restrictions on the changing rate or total variation of model parameters. Hence, this model is quite general and could capture a broad class of real-world applications. However, the periodic nature makes it difficult to apply standard MAB techniques directly, and in particular, we need to address the following issues to maintain the tractability of the model.

- The length of the periods need to be learned accurately. Since rewards distributions may change arbitrarily over time, for any algorithm, the learning mission is not achievable without tracking the periodic structure. Therefore, an incorrect estimation of the periods may bring drastic negative impacts to the exploration and exploitation on the mean rewards, and thus results in a poor performance on the regret. In the example of hospital management, there is strong evidence that weekly fluctuations are also present in the patient arrivals (Chen et al., 2020). If the DM schedules the staffing to accommodate the daily fluctuations while mistakenly ignoring the weekly ones, then the decision cannot be optimal, and may even at worst cost lives. It is crucial to learn the length of period and the optimal decision in each phase at the same time.
- The periods of arms are asynchronous. If all arms share a common period  $T_0$ , then the DM can decompose the whole learning problem into  $T_0$  independent subproblems after estimating the value of  $T_0$ . In our setting, arms may have different periods, and thus the learning and decision making are inevitably nested across arms.
- The length of periods may scale with the total horizon  $T$ . If the length of periods is fixed for all arms, then as  $T \rightarrow \infty$ , there is still hope that the problem can be simplified, by considering the least common multiplier (LCM) of all periods, which is a common period for all arms, and treating the decision scenario at each phase as an independent MAB problem. This scheme may be theoretically sound but practically infeasible, because the length of periods is often not small relative to  $T$ , and their LCM grows too rapidly even if the number of arms is moderate. For example, most papers (e.g., Brown et al. 2005) studying the arrivals to service systems investigate datasets spanning a few years at most. If a monthly cycle is present, then the problem can be reduced to, for example, the learning of the first day of a month over the horizon. With only tens of months in the dataset, the horizon may be too short for learning.

To incorporate such practical settings, we allow the length of periods of all arms to scale with  $T$  at a polynomial rate.

**Algorithmic Design.** To resolve the above challenges, we develop a learning policy composed of two stages in sequence which features the following novel designs.

- In stage one, we leverage the discrete Fourier transform and spectral analysis to estimate the length of periods of all arms. The algorithm we proposed is data-driven, with an intuitive thresholding structure. We show that with high probability, all periods can be correctly identified, although they may scale with  $T$ .
- In stage two, we use a confidence-bound based algorithm to conduct exploration and exploitation using the periods estimated in stage one. We nest the process so that each arm keeps its own confidence bound for each phase in its period. This allows the algorithm to circumvent the decomposition approach of LCM subproblems with significantly better performance.
- We reuse the data from stage one for period estimation in stage two for reward learning. It significantly increases the data efficiency of the algorithm and overcomes the main concern of algorithms with forced explorations. By carefully controlling the dependency introduced by data reuse, we can still prove the regret bound.

**Analysis.** We analyze the performance of our policy in terms of regret.

- The main result of this paper is that our policy achieves regret  $\tilde{O}(\sqrt{T \sum_{k=1}^K T_k})$ , where  $\tilde{O}$  indicates the asymptotic rate omitting logarithmic terms and  $T_k$  is the length of period of arm  $k$ . Note that the optimal regret of the classic MAB problem is  $O(\sqrt{KT})$ . If we treat each phase of the periods of all arm as a separate effective arm, then our regret matches that optimal regret. This comparison highlights that our policy performs remarkably well although the non-stationary periodic setting makes the learning problem much more complicated.
- We also provide a finite-sample bound for the probability of correctly identifying the length of periods of all arms. Despite that spectral analysis is a classic topic, such theoretical guarantee cannot be found in the literature to the best of our knowledge.
- Moreover, we show that data reuse doesn't worsen the theoretical performance of the algorithm. This technique may be used in other algorithms with the similar two-stage structure.

### 1.3 Literature Review

This paper is closely related to online learning in a non-stationary environment. This topic has been studied in OR in the context of dynamic pricing. Earlier papers assume one or a few change points (Besbes and Zeevi, 2011; Besbes and Sauré, 2014) upon which the objective

function changes abruptly. Recent papers have been focusing on specific structural forms of changes, including an additive term of time-varying price-independent components (den Boer, 2015b), changing parameters of linear demand (Keskin and Zeevi, 2017), changing preferences for quality (Keskin and Li, 2020), continuous or non-continuous changes (Chen et al., 2019), and a privacy pricing setting (Xu et al., 2016). A comprehensive review of papers studying online learning in revenue management can be found in den Boer (2015a). The rapid growth of literature reflects the importance of online learning in the business world, particularly in a non-stationary market environment. The periodic pattern in this paper has not been studied before, but the application of dynamic pricing is highly relevant. In fact, one of the motivating examples of this study is the seasonal demand patterns that are ubiquitous in retailing.

The study of non-stationary rewards combined with the classic framework of MAB is also gaining a lot of attention recently. Auer et al. (2002) propose an algorithm EXP3.S that can handle the MAB problem with a finite number of changes. This is in contrast to the adversarial bandit framework, in which rewards may also be non-stationary. However, the benchmark in the adversarial bandit problem is the best individual arm in hindsight, which is much weaker than the optimal arm at each epoch. A similar setting and other UCB-type algorithms are investigated in Garivier and Moulines (2011). A formulation related to this study is proposed in Besbes et al. (2014, 2015, 2019). It differs from the stochastic MAB problem by allowing the mean rewards of all arms to vary continuously over time. The objective is to minimize the regret compared to the benchmark of the optimal arm at each epoch in that changing environment. It is clear that if the change is arbitrary (e.g., an unpredictable shift at each epoch), then no algorithm can achieve a regret sublinear in  $T$ . Hence, a budget is imposed on the total variation of mean rewards over the horizon, and this budget appears in the regret as well. The budget needs to be sublinear in  $T$  and is known to the DM in Besbes et al. (2014, 2015). Later papers attempt to relax this assumption (Karnin and Anava, 2016; Luo et al., 2017; Cheung et al., 2019; Auer et al., 2019). Another stream of literature (Jaksch et al., 2010; Zhou et al., 2020) focuses on non-stationary problems with more structures such as MDP or POMDP, which allow linear changing budget. This paper falls into the this category and differs from above literature in that the changes can be linear in  $T$ . We show that the regret is still controllable because of the periodic structure.

Various other settings of non-stationary bandits are investigated recently, (Allesiardo and Féraud, 2015; Raj and Kalyani, 2017; Allesiardo et al., 2017; Levine et al., 2017; Liu et al., 2018). It is worth mentioning that a recent work Di Benedetto et al. (2020) investigates linear bandits in the seasonal setting. However, their definition of seasonality is different from ours. In particular, they study the non-stationary rewards with change points while the stationary periods in between may reoccur, and they do not study periodic rewards.

This paper is also related to the classic topic in statistics and signal processing: how to estimate frequencies from a noisy signal. For example, (Babtle, 1948) suggests to aggregate a few segments

of the signal to reduce variance. Bartlett (1963); Vere-Jones (1982); Chen et al. (2019) study the same problem for arrival data generated from point processes. See standard textbooks such as Stoica et al. (2005) for a summary of the vast literature in this area. In our problem, the observations are independent, non-stationary, and periodic. There are many papers devoted to the asymptotic properties of the periodogram, when the number of observations tends to infinity, such as Olshen (1967); Brillinger (1969); Shao et al. (2007); Shao and Lii (2011). However, up to our knowledge, no finite-sample analysis is available for the probability of correctly estimating the periods in our framework, which is essential for the regret analysis of online learning. Some papers with finite-sample analysis either focuses on stationary time series (Thomson, 1982) or point processes (Chen et al., 2019), which do not apply to our case. In this paper, we develop a frequency identification algorithm, whose theoretical guarantee explicitly depends on the sample size and other parameters of the learning problem.

**Paper Outline.** The remainder of this paper is organized as follows. In Section 2, we give the precise problem formulation. In Section 3, we present our two-stage learning policy. In Section 4, we prove the regret bound  $\tilde{O}(\sqrt{T \sum_{k=1}^K T_k})$  for our policy. In Section 5, we provide some concluding remarks. All detail proofs are in Appendix.

## 2 Problem Formulation

We consider a MAB problem over a finite-time horizon. Let  $\mathcal{T} = \{1, \dots, T\}$  denote the sequence of decision epochs, and let  $\mathcal{K} = \{1, \dots, K\}$  denote the set of arms (possible actions). At each epoch, a decision maker (DM) pulls one of these  $K$  arms. If arm  $k \in \mathcal{K}$  is chosen at epoch  $t \in \mathcal{T}$ , the DM receives a random reward  $Y_{k,t}$ . We assume that the reward is specified as  $Y_{k,t} := \mu_{k,t} + \epsilon_t$  where the mean  $\mu_{k,t} = \mathbb{E}[Y_{k,t}]$  is time-varying and the noise  $\epsilon_t$  is an independent zero-mean random variable.

The DM's objective is to maximize the cumulative expected rewards of pulling arms over the horizon of  $\mathcal{T}$ , but she has no information about any  $\mu_{k,t}$  for all  $k \in \mathcal{K}$  and  $t \in \mathcal{T}$  initially. Therefore, the DM needs to acquire the information of  $\mu_{k,t}$  (exploration) and optimize immediate rewards by pulling the best arm  $\arg\max_k \{\mu_{k,t}\}$  at each epoch as often as possible (exploitation). It is well understood that this objective is not achievable when  $\mu_{k,t}$  changes arbitrarily in  $t$  since the knowledge learned in the past cannot be used to predict the future. We study the case which assumes that the expected reward of each arm repeats its values in a positive integer period such as

$$\mu_{k,t+T_k} = \mu_{k,t}, \quad \forall k \in \mathcal{K},$$

where  $T_k \in \mathbb{N}^+$  denotes the (minimum) period of arm  $k$ . We also impose the following technical assumptions on the mean reward and the random noise, which are common in the MAB literature.

**Assumption 1.** For all  $k \in \mathcal{K}$  and  $t \in \mathcal{T}$ , The mean reward  $\mu_{k,t} \in [0, 1]$ .

**Assumption 2.** The noise  $\epsilon_t$  for  $t \in \mathcal{T}$  are independent sub-Gaussian random variables with parameter  $\sigma$ . That is,  $\mathbb{E}[\exp(\lambda\epsilon_t)] \leq \exp(\frac{1}{2}\sigma^2\lambda^2)$  for all  $\lambda \in \mathbb{R}$  and  $\mathbb{P}(|\epsilon_t| > x) \leq 2\exp(-\frac{x^2}{2\sigma^2})$  for all  $x > 0$ .

The DM knows the values of  $K$ ,  $T$  and  $\sigma$  and that  $\mu_{k,t}$  changes periodically, but she is not aware of the value of  $\mu_{k,t}$  or  $T_k$  for any arm  $k \in \mathcal{K}$  initially. Let  $\pi_t \in \mathcal{K}$  denote the arm pulled by the DM at epoch  $t$ . With a little abuse of notation, we let  $\pi := \{\pi_t : t \in \mathcal{T}\}$  denote an admissible policy which takes the action  $\pi_t$  at epoch  $t$  depending on the historical rewards observed and actions taken, i.e.,  $\{Y_{\pi_1,1}, \pi_1, \dots, Y_{\pi_{t-1},t-1}, \pi_{t-1}\}$ . In the MAB literature, a policy  $\pi$  is usually evaluated in terms of regret: the gap between the performance of pulling at each  $t$  the arm which has the highest expected reward (optimal decisions made with full information) and the expected performance under the policy  $\pi$ . That is, we define the pseudo-regret  $R_T^\pi := \sum_{t=1}^T (\max_{k \in \mathcal{K}} \mu_{k,t} - \mu_{\pi_t,t})$ , and the expected regret

$$\mathbb{E}[R_T^\pi] = \sum_{t=1}^T \left( \max_{k \in \mathcal{K}} \mu_{k,t} - \mathbb{E}[\mu_{\pi_t,t}] \right), \quad (1)$$

where the expectation  $\mathbb{E}$  is taken with respect to the policy  $\pi$  which is contingent on the past (stochastic) history. In the following sections, we propose a policy which helps the DM to learn and optimize the rewards, and then we analyze the corresponding expected regret.

### 3 The Proposed Policy

To learn the periodic pattern and the values of the expected rewards of each arm, our policy consists of two stages in sequence. In stage one, we develop an algorithm based on the methodology of spectral analysis to estimate the length of periods of all arms. In stage two, we apply a confidence-bound based learning algorithm to further explore arms and exploit rewards simultaneously.

#### 3.1 Stage One: Period Estimation

We adapt techniques in spectral analysis to identify the frequency components of the observed reward sequence for each arm, and thus to estimate the corresponding period. To motivate our frequency identification algorithm, we first review some related background knowledge in Section 3.1.1, and then describe the details of the algorithm in Section 3.1.2.

### 3.1.1 Discrete Fourier Transform and Periodogram

The seminal theory of Fourier series shows that a periodic function  $\mu_{k,t}$  can be represented as a sum of sinusoids. In this paper it is more convenient to work with the complex representation

$$\mu_{k,t} = \sum_{j=0}^{T_k-1} b_{k,j} \exp\left(2\pi i \frac{j}{T_k} t\right), \quad (2)$$

where  $i = \sqrt{-1}$ ,  $b_{0,k} \in \mathbb{R}$ , and  $(b_{k,j}, b_{k,T_k-j})$  is a pair of complex conjugates  $b_{k,j} = \overline{b_{k,T_k-j}}$  for  $1 \leq j < T_k$ . The decomposition of (2) contains the components of the fundamental frequency  $1/T_k$ , the harmonics  $j/T_k$  for  $j = 2, \dots, T_k - 1$  and the constant part for  $j = 0$ . Note that  $j \geq T_k$  are not needed because of the discrete sampling. For example, a frequency component  $(T_k + 1)/T_k$  is indistinguishable from  $1/T_k$  since  $\exp(2\pi i(T_k + 1)t/T_k) = \exp(2\pi it/T_k)$  for  $t \in \mathbb{N}^+$ , which is referred to as “aliasing” in the language of signal processing.

Suppose that the DM observed a sequence of  $n$  rewards  $\{Y_{k,1}, \dots, Y_{k,n}\}$  from arm  $k$ . We apply the discrete Fourier transform (DFT) to conduct analysis in the frequency domain. The DFT of the reward sequence  $\tilde{y}_k(v)$  is a function which maps a frequency  $v \in [0, 1]$  to a complex value:

$$\tilde{y}_k(v) := \frac{1}{n} \sum_{t=1}^n Y_{k,t} \exp(-2\pi i v t). \quad (3)$$

Note that we only need to consider the domain  $v \in [0, 1]$  because all frequency components  $j/T_k \in [0, 1]$ . Recall that  $Y_{k,t} = \mu_{k,t} + \epsilon_t$  and then we decompose  $\tilde{y}_k(v)$  as

$$\tilde{y}_k(v) = \underbrace{\frac{1}{n} \sum_{t=1}^n \mu_{k,t} \exp(-2\pi i v t)}_{\tilde{\mu}_k(v)} + \underbrace{\frac{1}{n} \sum_{t=1}^n \epsilon_t \exp(-2\pi i v t)}_{\tilde{\epsilon}_k(v)} \quad (4)$$

where  $\tilde{\mu}_k(v)$  and  $\tilde{\epsilon}_k(v)$  denote the DFT of the mean reward and the noise respectively.

To identify frequency components  $j/T_k$ , we inspect the *periodogram* which estimates the spectral density by plotting the modulus of a DFT against the frequency. Since the noise  $\epsilon_t$  is random, its DFT  $\tilde{\epsilon}_k(v)$  is not expected to show any pattern in the frequency domain, e.g., the periodogram of a possible realization of  $\tilde{\epsilon}_k(v)$  is demonstrated in Figure 1. On the other hand, using expression (2), the DFT of the mean reward can be rewritten as

$$\tilde{\mu}_k(v) = \frac{1}{n} \sum_{t=1}^n \sum_{j=0}^{T_k-1} b_{k,j} \exp\left(2\pi i \left(\frac{j}{T_k} - v\right) t\right) = \sum_{j=0}^{T_k-1} \underbrace{\frac{1}{n} \sum_{t=1}^n b_{k,j} \exp\left(2\pi i \left(\frac{j}{T_k} - v\right) t\right)}_{\tilde{\mu}_{k,j}(v)}, \quad (5)$$

where  $\tilde{\mu}_{k,j}(v)$  denotes the DFT associated with the frequency component  $j/T_k$ . As shown in



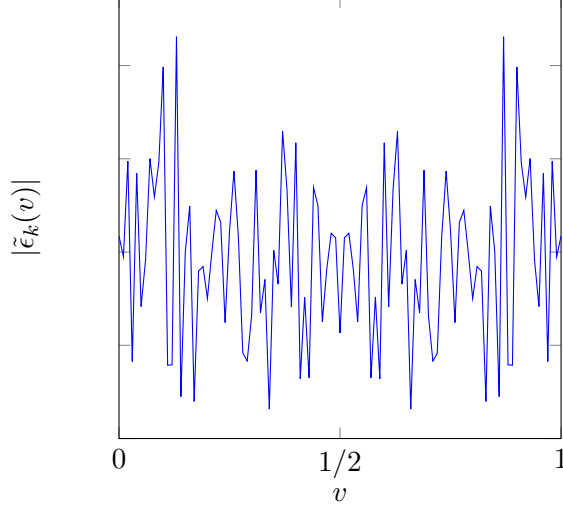


Figure 1: The periodogram of the noise term.

Appendix B.1, we have the following

$$\tilde{\mu}_{k,j}(v) = \frac{b_{k,j}}{n} \exp \left( 2\pi i \left( \frac{j}{T_k} - v \right) \frac{n+1}{2} \right) \frac{\sin(\pi(j/T_k - v)n)}{\sin(\pi(j/T_k - v))}. \quad (6)$$

If  $v = j/T_k$  and  $|b_{k,j}| > 0$ , we have  $|\tilde{\mu}_{k,j}(j/T_k)| = |b_{k,j}|$ ; otherwise if  $v \neq j/T_k$ , we have  $\lim_{n \rightarrow \infty} |\tilde{\mu}_{k,j}(v)| = 0$ . Therefore, when the sample size  $n$  goes to infinity, we look forward to a “spike” appearing at  $v = j/T_k$  in the periodogram of  $\tilde{\mu}_{k,j}(v)$  which is illustrated in the left panel of Figure 2. However, since the sample size is limited in practice,  $|\tilde{\mu}_{k,j}(v)|$  in general is not zero at  $v \neq j/T_k$  as the example periodogram illustrated in the right panel of Figure 2. This phenomenon of non-zero periodogram at  $v \neq j/T_k$  due to finite sample size is referred to as *spectral leakage*. We also note that the *main lobe* surrounding the frequency component  $v = j/T_k$  is of width  $2/n$  and the each *side lobes* is of width  $1/n$ .

In order to estimate period  $T_k$ , we investigate the periodogram of  $\tilde{y}_k(v)$  and expect to identify frequency components  $j/T_k$  with  $|b_{k,j}| > 0$ , which are referred to as *present frequencies* in the following discussion. When  $v$  is a present frequency,  $|\tilde{y}_k(v)|$  is the aggregation of the spike at the main lobe of  $\tilde{\mu}_{k,j}(v)$ , the leakage from side lobes of  $\tilde{\mu}_{k,j'}(v)$  for  $j' \neq j$ , and the noise  $\tilde{\epsilon}_k(v)$ . On the other hand, if  $v$  is far apart from any  $j/T_k$ ,  $|\tilde{y}_k(v)|$  is the aggregation of the leakage and the noise. Therefore, if a proper *threshold* can be established to be both a lower bound of the spikes and an upper bound of the sum of leakage and noise, then it will help screen out the spikes of main lobes from the floor of leakage and noise, according to the differences in their scales. As a result, we are able to identify present frequencies and then to estimate  $T_k$ . This is the main idea behind our threshold based algorithm of frequency identification, with details provided in the following Section 3.1.2. We also note that  $|\tilde{y}_k(v)| = |\tilde{y}_k(1-v)|$  from the definition (3), i.e., the periodogram

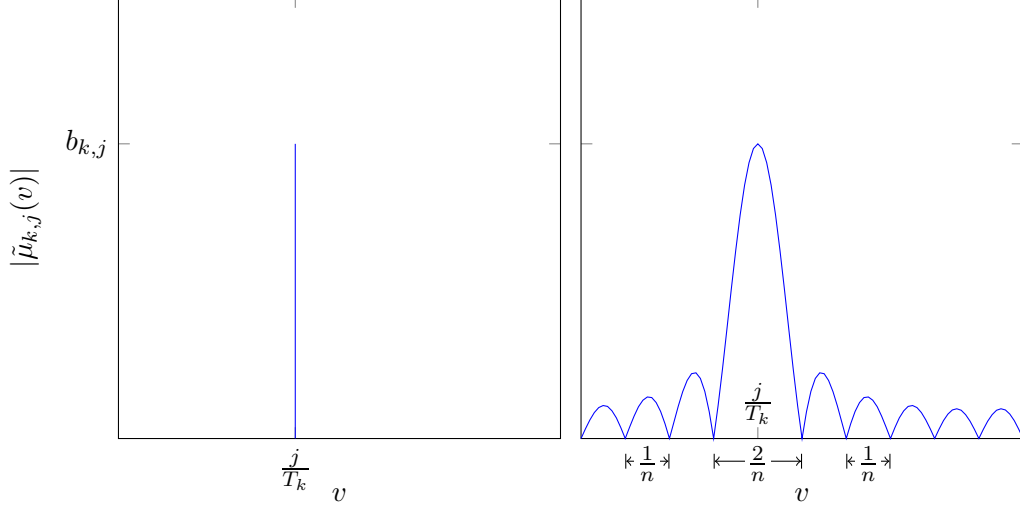


Figure 2:  $|\tilde{\mu}_{k,j}(v)|$  for sample size  $n \rightarrow \infty$  (left panel) and finite sample size (right panel).

is symmetric with respect to  $v = 1/2$  in the frequency domain  $v \in [0, 1]$ . Hence, we only need to inspect the periodogram for the half domain of  $v \in [0, 1/2]$ .

### 3.1.2 The Frequency Identification Algorithm

We summarize the steps of frequency identification in Algorithm 1. To keep this section compact, we focus on the principles of Algorithm 1, in particular how to choose a threshold and how to apply an adaptive neighborhood approach to frequency identification. Related lemmas and discussions are provided in Section 4.1, and proofs can be found in Appendix B.2.

In the beginning of Algorithm 1 (Step 1 - 6), we conduct an exploration of  $nK$  epochs where each of the  $K$  arms is pulled for  $n$  times consecutively. The period of each arm is investigated individually. Given the reward sample sequence of arm  $k$ , we generate its periodogram in Step 8, and initialize the set of candidate present frequencies  $\mathcal{F}$  by considering all possible integer values of  $T_k$  in Step 9.

**Choosing a Threshold.** Now we proceed to Step 10, the key step of Algorithm 1 which determines the threshold. Ideally, we wish that the periodogram were composed of spikes discretely located at each present frequency, but it is not the real case because of spectral leakage and noise as discussed in Section 3.1.1. To this end, we look for a threshold  $\tau_k$  to identify present frequencies. Recall that the magnitude of  $\tilde{y}_k(v)$  scales with  $b_{k,j}$  which is an unknown a priori, so  $\tau_k$  needs to be determined through a data-driven approach using observed rewards, i.e., calculated after inspecting the periodogram, otherwise a pre-specified threshold may leave out present frequencies if set too large, or include spurious frequencies if set too small. To derive  $\tau_k$ , we expect that it can filter out the noise and leakage, and thus we develop the following results in Section 4.1: Lemma 1 establishes an upper bound  $\bar{\epsilon}_v$  on the noise; Lemma 2 provides upper bounds  $U_1$  and  $U_2$  on the leakage; and

---

**Algorithm 1** stage one: period estimation

---

- 1: Input:  $T, K$  and  $\sigma$
  - 2: Choose parameters:  $n$  (length of exploration for each arm),  $g \geq \max\{2, \sqrt{n}\}$  (the width of the neighborhood to be excluded is  $\frac{2g}{n}$ ), and  $H > 0$  (a constant in the threshold)
  - 3: **for**  $t = 1 : nK$  **do** ▷ Explore each arm sequentially
  - 4:      $k \leftarrow \lfloor \frac{t-1}{n} + 1 \rfloor$
  - 5:     Pull arm  $k$ , observe the reward  $Y_{k,t} = \mu_{k,t} + \epsilon_t$
  - 6: **end for**
  - 7: **for**  $k = 1 : K$  **do** ▷ Estimate period  $T_k$  for arm  $k$
  - 8:     Compute the periodogram  $|\tilde{y}_k(v)| = |\frac{1}{n} \sum_{s=n(k-1)+1}^{nk} Y_{k,s} \exp(-2\pi i v s)|$  for  $v \in [0, 1/2]$
  - 9:     Initialize the set of candidate frequencies  $\mathcal{F} \leftarrow \left\{ \frac{j_1}{j_2} : j_1, j_2 \in \mathbb{N}^+, 1 \leq j_1 < j_2 < \min \left\{ \sqrt{\frac{n}{2}}, \frac{n}{2g} \right\} \right\}$
  - 10:    Compute the threshold  $\tau_k$ :
$$A_j \leftarrow \sup \left\{ \frac{|\sin(\pi \nu)|}{\pi \nu} : \nu \in [j, j+1] \right\}, j = 1, 2, \dots$$

$$U_1 \leftarrow \sum_{j=0}^{\lfloor \frac{n-2g-1}{4g} \rfloor} A_{(2j+1)g}, \quad U_2 \leftarrow \sum_{j=1}^{\lfloor \frac{n-1}{4g} \rfloor} A_{2jg-1}$$

$$\bar{\epsilon}_v \leftarrow \frac{2\sigma H}{1 - \pi/24} \sqrt{\frac{\log(n)}{n}}$$

$$\tau_k \leftarrow \bar{\epsilon}_v + \frac{\pi U_1}{1 - \pi U_2} \left( \bar{\epsilon}_v + \sup_{v \in [0, 1/2]} |\tilde{y}_k(v)| \right)$$
  - 11:    Initialize the frequency domain of interest  $\mathcal{D} \leftarrow \left\{ v : \frac{g}{n} \leq v \leq \frac{1}{2}, |\tilde{y}_k(v)| > \tau_k \right\}$  ▷ The neighborhood of  $v = 0$  is excluded
  - 12:     $i \leftarrow 0$
  - 13:    **while**  $\mathcal{D}$  is not empty **do**
  - 14:        $i \leftarrow i + 1$
  - 15:       Find a global maximum of the periodogram in  $\mathcal{D}$  as  $v_i^* = \operatorname{argmin}_{v \in \mathcal{D}} |\tilde{y}_k(v)|$
  - 16:       Find the frequency in  $\mathcal{F}$  closest to  $v_i^*$  such that  $\hat{v}_i = \operatorname{argmin}_{v \in \mathcal{F}} |v - v_i^*|$
  - 17:       Exclude the neighborhood of  $\hat{v}_i$  and update  $\mathcal{D}$ :  $\mathcal{D} \leftarrow \mathcal{D} \setminus \left( \hat{v}_i - \frac{g}{n}, \hat{v}_i + \frac{g}{n} \right)$
  - 18:    **end while**
  - 19:    Return the estimated period for arm  $k$ :  $\hat{T}_k = \operatorname{LCM}(\hat{v}_1^{-1}, \hat{v}_2^{-1}, \dots)$
  - 20: **end for**
-

Lemma 3 generates a data-driven upper bound for  $|b_{k,j}|$ . Lemma 1, 2 and 3 together can guide us to choose  $\tau_k$  large enough to exclude the periodogram not close to present frequencies. We also expect that the periodogram of present frequencies  $|\tilde{y}_k(j/T_k)|$  can emerge above  $\tau_k$ , and so we develop Lemma 4 to obtain a data-driven lower bound on  $|\tilde{y}_k(j/T_k)|$ . Based on Lemma 1 - 4, we derive a suitable value for  $\tau_k$  which ensures that local maxima near each present frequency can be selected.

**Neighborhood Approach.** In step 11, we are interested in the sub-domains of  $\mathcal{D}$  where the periodogram is above  $\tau_k$ . One present frequency is not necessarily the local maximum in its periodogram due to leakage and the noise, and more importantly, the threshold may leave out several local maxima created by side lobes near that present frequency. Therefore, we can not simply treat all the local maximum above  $\tau_k$  as estimates of present frequencies. To remedy this issue, we develop Lemma 5 and 6 to guarantee that, under certain technical conditions, the present frequency can be recovered through matching the largest local maximum to the nearest candidate frequency in  $\mathcal{F}$ . Then, we remove a neighborhood of width  $2g/n$  from the selected present frequency (recall that the width of a side lobe is  $1/n$ ). If the parameter  $g$  is well chosen, only one possible present frequency is located inside the neighborhood, and side lobes outside the neighborhood decay sufficiently so that they do not emerge above the threshold. We also note that the constant term  $b_{0,k}$  might be large relative to the magnitude of cyclic components  $|b_{j,k}|$  in many applications, and thus its leakage may distort the present frequencies near  $v = 0$ . Hence, we exclude the neighborhood of the end point  $v = 0$  in Step 11.

From Step 12 to 18, the following procedure is repeated: searching for the global maximum, matching it to the corresponding present frequency, and removing the neighborhood adaptively. The procedure terminates when the periodogram yet to be investigated is completely below the threshold. Eventually we obtain an estimate of period  $\hat{T}_k$  using the least common multiple (LCM) of the reciprocals of identified present frequencies.

We assume that  $T$  is large enough such that sufficient exploration can be conducted for each of these  $K$  arms. Algorithm 1 is also conditional on the requirement that  $T_k$  cannot be too large relative to  $n$ . Otherwise the present frequencies might be too close to each other (the distance between two present frequencies in the periodogram can be as small as  $1/T_k$ ) and the neighborhood approach may exclude other present frequencies. Note that these are fundamental requirements that are independent of the frequency identification approach. Therefore, we propose the following assumption, which guarantees  $\hat{T}_k = T_k$  can be successfully estimated with high probability.

**Assumption 3.** Assume that  $T > 4K$ , and for all  $k \in \mathcal{K}$ , the period satisfies  $T_k < \min \left\{ \sqrt{\frac{n}{2}}, \frac{n}{2g} \right\}$  where  $g$  is an integer parameter satisfying  $g \geq \max\{2, \sqrt{n}\}$ .

Algorithm 1 requires some parameters in Step 2. The subtlety of choosing values for these

parameters is discussed in Section 4.1. Recommended choices are

$$n = \lfloor \sqrt{T/K} \rfloor, \quad g = \lceil \max\{2, \sqrt{n}\} \rceil \quad \text{and} \quad H = \sqrt{1 + \log(n)}. \quad (7)$$

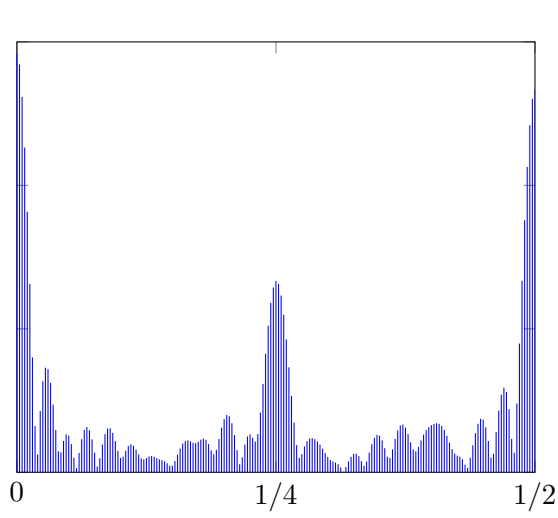
To further clarify Algorithm 1, we demonstrate it with an example. Since frequency identification is conducted for each arm independently, we focus on a representative case of an individual arm  $k$ . Suppose that the mean reward is  $\mu_{k,t} = 3 + 3\sin(\frac{1}{2}\pi t) + 3\cos(\pi t)$  of period  $T_k = 4$ , and thus the present frequencies are  $v_1 = 1/2$  and  $v_2 = 1/4$ . We also assume that the noise  $\epsilon_t$  is normally distributed with mean 0 and standard deviation  $\sigma = 0.2$ . We generate  $n = 50$  sample rewards, and the periodogram of these observations is shown in Figure 3a. Using parameters  $H = \sqrt{1 + \log(n)} = 2.21$  and  $g = \lceil \max\{2, \sqrt{n}\} \rceil = 8$ , a data-driven threshold  $\tau_k = 0.885$  is computed according to Step 10. We exclude the neighborhood of  $v = 0$ . In Figure 3b, we find the first maximum above the threshold, match it to the present frequency  $\hat{v}_1 = 1/2$ , and remove the neighbor around  $\hat{v}_1$ . In Figure 3c, we repeat the above process to identify  $\hat{v}_2 = 1/4$ . In Figure 3d, when no local maximum above the threshold is left, the algorithm terminates with  $(\hat{v}_1 = 1/2, \hat{v}_2 = 1/4)$  and obtains an estimated period  $\hat{T}_k = \text{LCM}(2, 4) = 4$ . By the analysis in Section 4.1, Algorithm 1 ensures that  $\hat{T}_k = T_k$  is correctly estimated with a probability at least 0.983 in this example.

### 3.2 Stage Two: Nested Confidence-Bound Based Learning

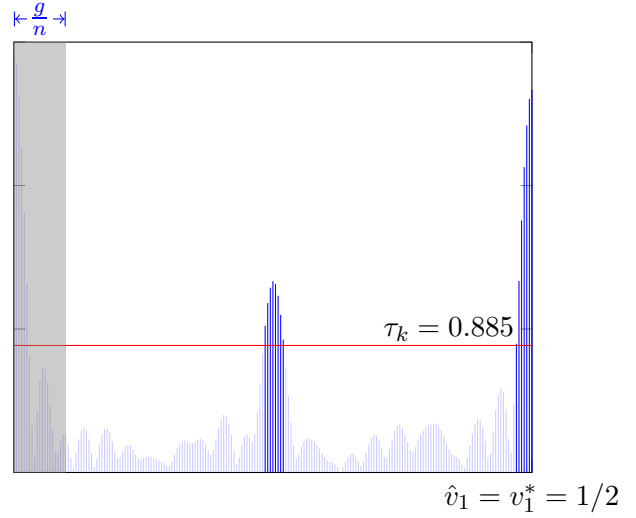
Section 3.1 shows that we can identify the length of periods of all arms with high probability, i.e. an estimation of  $\hat{T}_k = T_k$  is achieved for each arm  $k \in \mathcal{K}$ , by spending totally  $nK$  epochs in stage one. In the remaining horizon, which is referred to as stage two, we need to learn the specific values of mean rewards  $\mu_{k,t}$  while simultaneously optimizing immediate rewards.

Since all arms share a common period  $T_{\text{LCM}} = \text{LCM}(T_1, \dots, T_K)$ , i.e.  $\mu_{t,k} = \mu_{t+T_{\text{LCM}},k}$  for all  $k \in \mathcal{K}$ , we note that the particular decision scenario faced by the DM at any epoch will repeat after every  $T_{\text{LCM}}$  epochs. Hence, we can decompose stage two into a number of  $T_{\text{LCM}}$  separate MAB subproblems, and classic algorithms such as UCB can be applied independently on each of them. However, this naive decomposition approach may work poorly in practice. For example, if the periods of arms scale with the horizon length, saying in the order of  $O(T^{\frac{1}{10}})$ , then  $T_{\text{LCM}}$  can be as large as  $O(T^{\frac{K}{10}})$ . In this case, the number of the MAB subproblems grows too rapidly to contain the overall regret, even when there are only a moderate number of arms. Therefore, the DM demands a better algorithm to solve the learning problem in stage two more efficiently.

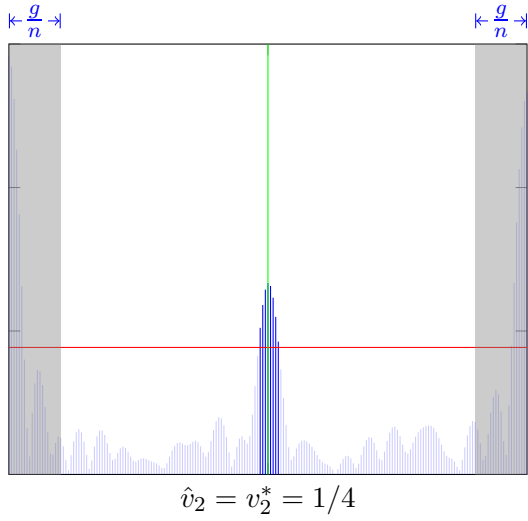
Given the periodicity of arm rewards, we say that arm  $k$  is at *phase*  $p$  when the epoch index  $t$  divided by period  $T_k$  yields a remainder  $p$ , i.e.  $p \equiv t \pmod{T_k}$ . Whenever an arm is at a particular phase, it has the same mean reward and thus can be regarded as the same “effective arm”. While for an arm at different phases, the learning of the mean rewards has to be conducted separately,



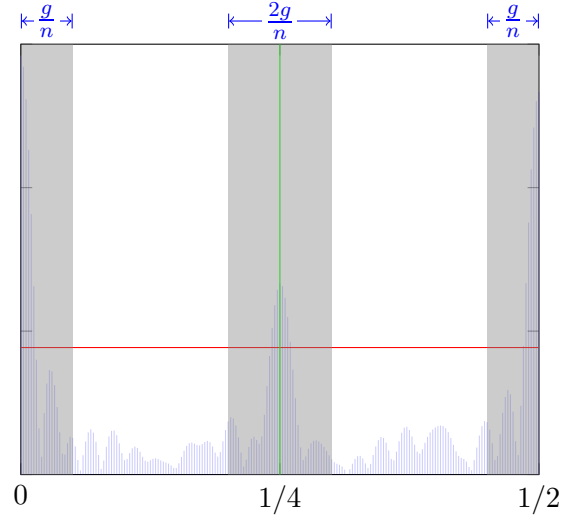
(a) The periodogram for  $v \in [0, 1/2]$



(b) Remove the neighborhood of  $v = 0$ , identify  $\hat{v}_1$



(c) Identify the next frequency  $\hat{v}_2$



(d) No more frequencies to be identified

Figure 3: A demonstration of Algorithm 1

i.e., regarded as different effective arms. Hence, the DM essentially faces  $d := \sum_{k=1}^K T_k$  effective arms (unique mean rewards) to learn. Although  $d$  is a much smaller number than  $T_{\text{LCM}}$ , it is still challenging to analyze the learning process since arms are nested due to their asynchronous periods. To this end, we propose a nested confidence-bound based learning approach in Algorithm 2 where the exploration and exploitation are carefully designed to maintain the mathematical tractability. In the remaining of this section, we focus on the main ideas driving our algorithm and show that the regret achieved is comparable to that of a classic MAB problem. Related lemmas and detailed analysis are provided in Section 4.2, and proofs can be found in Appendix B.3.

We first introduce some notations. Let  $\Psi(t) \subseteq \{1, \dots, t-1\}$  be a generic index set of historical epochs before  $t$ . The operator  $|\cdot|$  returns the cardinality when applied to a set. Given an estimator  $\hat{T}_k$  for  $T_k$ , we define a function  $C_{k,t}(\Psi)$  to count the number of epochs within an index set  $\Psi$  that arm  $k$  has been pulled at the same phase as  $t$ :

$$C_{k,t}(\Psi) := \left| \left\{ j \in \Psi(t) : \pi_j = k, j \equiv t \pmod{\hat{T}_k} \right\} \right|. \quad (8)$$

Our algorithm follows the general principle of exploration and exploitation, which gradually estimates the mean rewards to a desired accuracy and then takes actions by treating these estimates as if they are correct. It is akin to Auer (2002) in the way of examining arms. Specifically, at each epoch  $t$  of stage two, Algorithm 2 chooses an action  $\pi_t$  by screening effective arms through a tournament of at most  $S$  rounds. We maintain index sets  $\Psi^{(s)}(t)$  for  $s \in \mathcal{S} := \{1, \dots, S\}$  where each  $\Psi^{(s)}(t)$  tracks epochs of trials made in round  $s$  during stage two. We also create a set  $\bar{\Psi}$  to represent epochs in stage one.

**Learning Best Effective Arms.** Our exploration relies on the idea of using increasingly accurate *confidence bounds* to eliminate clearly suboptimal effective arms. At each epoch  $t$  we check the phase of each arm and start the screening tournament. In round  $s$  of the tournament, we compute the estimated mean  $m_{k,t}^{(s)}$  and the width of confidence interval  $w_{k,t}^{(s)}$  based on samples from  $\Psi^{(s)}(t)$  and  $\bar{\Psi}$  for each candidate effective arm in Step 7. Given a target confidence level  $2^{-s}\sigma$  of round  $s$ , Algorithm 2 proceeds with one of the following three outcomes. If there is a candidate effective arm with a confidence bound that is still too wide, i.e.,  $w_{k,t}^{(s)} > 2^{-s}\sigma$  for some  $k \in \mathcal{A}_s$ , then more exploration is needed for that arm (Step 8 - 10); or if an accurate estimation with a narrow confidence bound is achieved for all candidates, i.e.,  $w_{k,t}^{(s)} \leq \frac{\sigma}{\sqrt{T}}$  for all  $k \in \mathcal{A}_s$ , then the arm with the highest estimated mean reward is pulled (Step 11 - 13); otherwise it enters the next round after eliminating effective arms with unfavorable estimated mean rewards, i.e., the difference is larger than  $2^{1-s}\sigma$  or the confidence bound does not overlap with that of the current optimal one (Step 14 - 16). The tournament at  $t$  terminates when an arm is chosen to be pulled. Note that we directly choose the highest mean, instead of the upper confidence bound used by Auer (2002), in Step 12. This modification leads to a cleaner regret analysis and is also applied in Li et al. (2017).

**Independent Samples.** An important complication in analyzing the regret is the *nested*

---

**Algorithm 2** stage two: nested confidence-bound based exploration and exploitation

---

- 1: Input:  $T, K, \sigma, n, \{\hat{T}_k\}_{k=1}^K$  (periods estimated from stage one) and parameter  $\delta \in (0, 1)$
- 2: Define  $\bar{\Psi} = \{1, \dots, nK\}$ ,  $S = \lfloor \log_2 T \rfloor$  and  $\hat{d} = \sum_{k=1}^K \hat{T}_k$
- 3: Initialize  $\Psi^{(s)}(nK + 1) = \emptyset$  for  $s = 1, \dots, S$
- 4: **for**  $t = (nK + 1) : T$  **do**
- 5:      $s \leftarrow 1, \mathcal{A}_1 \leftarrow \{1, \dots, K\}$
- 6:     **repeat**
- 7:         Compute the estimated mean  $m_{k,t}^{(s)}$  and the width of confidence interval  $w_{k,t}^{(s)}$  based on sample rewards from  $\Psi^{(s)}(t)$  and  $\bar{\Psi}$  for all  $k \in \mathcal{A}_s$ :

$$m_{k,t}^{(s)} = \frac{1}{C_{k,t}(\Psi^{(s)}(t) \cup \bar{\Psi})} \sum_{\substack{j \in \Psi^{(s)}(t) \cup \bar{\Psi}: \\ \pi_j = k, j \equiv t \pmod{\hat{T}_k}}} Y_{k,j} \quad (9)$$

$$w_{k,t}^{(s)} = \frac{C_{k,t}(\bar{\Psi})}{C_{k,t}(\Psi^{(s)}(t) \cup \bar{\Psi})} \sqrt{\frac{4\sigma^2}{C_{k,t}(\bar{\Psi})} \log \left( \frac{8\hat{d}C_{k,t}(\bar{\Psi})}{\delta} \right)} + \frac{C_{k,t}(\Psi^{(s)}(t))}{C_{k,t}(\Psi^{(s)}(t) \cup \bar{\Psi})} \sqrt{\frac{4\sigma^2}{C_{k,t}(\Psi^{(s)}(t))} \log \left( \frac{8\hat{d}C_{k,t}(\Psi^{(s)}(t))}{\delta} \right)} \quad (10)$$

- 8:     **if**  $w_{k,t}^{(s)} > 2^{-s}\sigma$  for some  $k \in \mathcal{A}_s$  **then**
  - 9:         Pull arm  $\pi_t = k$
  - 10:        Update  $\Psi^{(s)}(t+1) \leftarrow \Psi^{(s)}(t) \cup \{t\}$  and  $\Psi^{(s')}(t+1) \leftarrow \Psi^{(s')}(t)$  for  $s' \neq s$
  - 11:     **else if**  $w_{k,t}^{(s)} \leq \frac{\sigma}{\sqrt{T}}$  for all  $k \in \mathcal{A}_s$  **then**
  - 12:         Pull arm  $\pi_t = \operatorname{argmax}_{k \in \mathcal{A}_s} m_{k,t}^{(s)}$
  - 13:         Update  $\Psi^{(s')}(t+1) \leftarrow \Psi^{(s')}(t)$  for  $s' = 1, \dots, S$
  - 14:     **else if**  $w_{k,t}^{(s)} \leq 2^{-s}\sigma$  for all  $k \in \mathcal{A}_s$  **then**
  - 15:          $\mathcal{A}_{s+1} \leftarrow \left\{ k \in \mathcal{A}_s : m_{k,t}^{(s)} \geq \max_{k' \in \mathcal{A}_s} m_{k',t}^{(s)} - 2^{1-s}\sigma \right\}$
  - 16:          $s \leftarrow s + 1$
  - 17:     **end if**
  - 18:     **until**  $\pi_t$  is chosen.
  - 19: **end for**
-



inter-temporal dependence over the horizon caused by asynchronous periods of mean rewards. For example, to compare two effective arms at a given epoch, the DM needs to backtrack the historical epochs at which they were pulled. However, due to the different lengths of periods, these two effective arms may have never appeared in the same epoch simultaneously in the past. The tracking of individual phases of all arms introduces a great deal of statistical dependence, which significantly complicates the regret analysis when applying standard MAB methodologies. To handle this issue, we maintain mutually exclusive sets  $\Psi^{(s)}(t)$  with the techniques developed by Auer (2002) such that the observed rewards in  $\Psi^{(s)}(t)$  are not used to eliminate arms in the same index set and thus the samples from the same  $\Psi^{(s)}(t)$  are independent. We also make efforts to efficiently utilize data. In particular, rewards observed for frequency identification during stage one are reused in stage two for estimation purpose, i.e., means and confidence bounds are computed based on samples selected from  $\Psi^{(s)}(t)$  and  $\bar{\Psi}$ . This data reusing benefits the exploration by making it possible to reach the desired estimation accuracy more quickly. However, a direct combination of  $\Psi^{(s)}(t)$  and  $\bar{\Psi}$  would contaminate the sample independence again because  $\hat{T}_k$  estimated from observed samples in  $\bar{\Psi}$  is used to identify the phases, i.e., samples from  $\Psi^{(s)}(t)$  and  $\bar{\Psi}$  are implicitly correlated. To this end, we carefully design the computation scheme of the estimation to control the dependence structure, and eventually we still obtain a valid regret bound.

We deploy Algorithm 1 and 2 to help the DM conduct online leaning on this non-stationary MAB problem with periodic mean rewards. In Section 4, we evaluate the performance of our policy in terms of regret.

## 4 Regret Analysis

Our main result is the following upper bound on the expected regret of our two-stage policy.

**Theorem 1.** *Recall that  $d = \sum_{k=1}^K T_k$ . Given Assumptions 1 - 4 and parameters chosen in (7), the expected regret of the policy  $\pi$  proposed in Section 3 is bounded as,*

$$\mathbb{E}[R_T^\pi] \leq \text{Constant} \cdot \sqrt{Td \log^2(T) \log(T/d)},$$

where the Constant does not depend on  $T$ ,  $K$  or any  $T_k$  for  $k \in \mathcal{K}$ .

Theorem 1 shows that our policy achieves regret of rate  $\tilde{O}(\sqrt{T \sum_{k=1}^K T_k})$ . This result matches the regret incurred by the UCB algorithm in the classic MAB problem with stationary reward distributions, specifically  $O(\sqrt{TK})$  if we use  $T$  and  $K$  to denote the horizon length and the number of arms in that case. It is encouraging to see that our algorithm performs remarkably well in terms of regret although the non-stationarity causes a lot of complications. It is well known that the lower bound for the regret of the classic MAB problem is  $O(\sqrt{TK})$ . Since the phases of each arm in our

problem can be regarded as separate arms, i.e.,  $K = \sum_{k=1}^K T_k$ , the regret in Theorem 1 matches the optimal rate.

Note that Theorem 1 is based on certain technical conditions. Specifically, Assumption 1, 2 and 3 are imposed on the mean reward, the random noise and the period of each arm respectively. We also need a condition on the magnitude of present frequencies which is formally introduced as Assumption 4 in Section 4.1 for the simplicity of notation. These assumptions are quite mild. We provide justifications that imposing these conditions is not a limitation of our policy and generally does not constrain the practical application.

We summarize the outline of the regret analysis, which is composed of two parts. In Section 4.1, we show that Algorithm 1 can correctly identify periods of all arms with high probability in stage one. In Section 4.2, we show that Algorithm 2 can achieve a regret as stated in Theorem 1.

#### 4.1 Estimate Periods Correctly in Stage One

As introduced in Section 3.1, Algorithm 1 relies on the idea of the thresholding. In this section we elaborate how the threshold works in Algorithm 1 by developing a series of lemmas. The detailed proofs are provided in Appendix B.2. These lemmas together with related assumptions guarantee that we are able to estimate periods of all arms correctly with high probability, and this conclusion is applied in the regret analysis of Theorem 1.

In Algorithm 1, we observe  $n$  reward samples from arm  $k$  to produce the DFT  $\tilde{y}_k(v)$  which can be decomposed as  $\tilde{y}_k(v) = \tilde{\mu}_k(v) + \tilde{\epsilon}_k(v)$  in (4), and then we investigate the periodogram  $|\tilde{y}_k(v)|$  in the frequency domain  $v \in [0, 1/2]$ . To develop the threshold, we first provide an upper bound on the noise  $\tilde{\epsilon}_k(v)$  in Lemma 1.

**Lemma 1.** *For each arm  $k \in \mathcal{K}$  and any  $\delta > 0$ ,  $\mathbb{P}\left(\sup_{v \in [0, 1/2]} |\tilde{\epsilon}_k(v)| \geq \delta\right) \leq 48n \exp\left(-\frac{n\delta^2}{4\sigma^2} \left(1 - \frac{\pi}{24}\right)^2\right)$ .*

Specifically, if choosing the upper bound  $\delta$  in Lemma 1 as  $\bar{\epsilon}_v = \frac{2\sigma H}{1-\pi/24} \sqrt{\frac{\log(n)}{n}}$  defined in Step 10 of Algorithm 1, then we have  $\mathbb{P}\left(\sup_{v \in [0, 1/2]} |\tilde{\epsilon}_k(v)| \geq \bar{\epsilon}_v\right) \leq \frac{48}{n^{H^2-1}}$ . Note that Lemma 1 deviates from standard analysis in concentration bounds that we need to bound  $\tilde{\epsilon}_k(v)$  for all  $v \in [0, 1/2]$  as a whole. Although we can control  $\tilde{\epsilon}_k(v)$  individually for each  $v$ , applying the union bound directly for an uncountable number of random variables does not work. To this end, we leverage the analytical structure of  $\tilde{\epsilon}_k(v)$  to discretize the domain of  $v$  first, and then control the bound of each sub-interval before applying the union bound.

Next we study the leakage caused by  $\tilde{\mu}_k(v)$ . Recall that  $\tilde{\mu}_k(v)$  can be decomposed into frequency components in (5), and the present frequencies are components  $j/T_k$  with  $|b_{k,j}| > 0$ . Let  $B_k$  and  $b_k$  denote the magnitude of the strongest and the weakest present frequency components of  $\tilde{\mu}_k(v)$

respectively as following

$$B_k := \sup \{|b_{k,j}| : |b_{k,j}| > 0, j = 0, \dots, T_k - 1\}, \quad (11)$$

$$b_k := \inf \{|b_{k,j}| : |b_{k,j}| > 0, j = 0, \dots, T_k - 1\}. \quad (12)$$

Algorithm 1 considers a neighborhood of width  $\frac{2g}{n}$  around each present frequency. Now, we let  $\mathcal{V}_k := [0, 1/2] \cap \{\cup_{j: |b_{k,j}| > 0} [\frac{j}{T_k} - \frac{g}{n}, \frac{j}{T_k} + \frac{g}{n}]\}$  represent the union of neighborhoods of all present frequencies, and let  $\bar{\mathcal{V}}_k := [0, 1/2] \setminus \mathcal{V}_k$ . When inspecting the periodogram in  $\bar{\mathcal{V}}_k$ , we expect to bound the leakage caused by all present frequencies. On the other hand when inspecting the periodogram in the neighborhood of one present frequency, we expect to bound the leakage produced by other present frequencies. We develop Lemma 2 for these two purposes. Recall that  $A_j = \sup \left\{ \left| \frac{\sin(\pi\nu)}{\pi\nu} \right| : \nu \in [j, j+1] \right\}$  for  $j \in \mathbb{N}^+$ ,  $U_1 = \sum_{j=0}^{\lfloor \frac{n-2g-1}{4g} \rfloor} A_{(2j+1)g}$  and  $U_2 = \sum_{j=1}^{\lfloor \frac{n-1}{4g} \rfloor} A_{2jg-1}$  are defined in Algorithm 1.

**Lemma 2.** *The following two bounds hold for each arm  $k \in \mathcal{K}$ ,*

$$\sup_{v \in \bar{\mathcal{V}}_k} \left| \sum_{j=0}^{T_k-1} \tilde{\mu}_{k,j}(v) \right| \leq \pi B_k U_1 \text{ and } \sup_{v \in \mathcal{V}_k} \left| \sum_{j: |\frac{j}{T_k} - v| \geq \frac{g}{n}} \tilde{\mu}_{k,j}(v) \right| \leq \pi B_k U_2 \leq \pi B_k U_1.$$

Note that the upper bounds provided in Lemma 2 depend on  $B_k$  which is unknown a priori. Hence, we develop a data-driven upper bound for  $B_k$  in Lemma 3.

**Lemma 3.** *For each arm  $k \in \mathcal{K}$ ,  $B_k \leq \frac{1}{1 - \pi U_2} \left( \sup_{v \in [0, 1/2]} |\tilde{\epsilon}_k(v)| + \sup_{v \in [0, 1/2]} |\tilde{y}_k(v)| \right)$ .*

Recall that we have derived a threshold to identify present frequencies. We expect that the threshold is above the periodogram  $|\tilde{y}_k(v)|$  for  $v \in \bar{\mathcal{V}}_k$  which is far away from present frequencies. Now we can show the following holds with probability at least  $1 - \frac{48}{nH^2-1}$ ,

$$\begin{aligned} \sup_{v \in \bar{\mathcal{V}}_k} |\tilde{y}_k(v)| &\leq \sup_{v \in \bar{\mathcal{V}}_k} |\tilde{\epsilon}_k(v)| + \sup_{v \in \bar{\mathcal{V}}_k} |\tilde{\mu}_k(v)| \\ &\leq \sup_{v \in \bar{\mathcal{V}}_k} |\tilde{\epsilon}_k(v)| + \pi B_k U_1 \\ &\leq \sup_{v \in \bar{\mathcal{V}}_k} |\tilde{\epsilon}_k(v)| + \frac{\pi U_1}{1 - \pi U_2} \left( \sup_{v \in [0, 1/2]} |\tilde{\epsilon}_k(v)| + \sup_{v \in [0, 1/2]} |\tilde{y}_k(v)| \right) \\ &\leq \bar{\epsilon}_v + \frac{\pi U_1}{1 - \pi U_2} \left( \bar{\epsilon}_v + \sup_{v \in [0, 1/2]} |\tilde{y}_k(v)| \right) =: \tau_k \end{aligned} \quad (13)$$

where the second inequality follows from Lemma 2; the third inequality follows from Lemma 3; and

the last inequality follows from Lemma 1 and the definition of  $\bar{\epsilon}_v$ . Note that (13) is exactly the threshold  $\tau_k$  used in Algorithm 1, and the inequality shows that  $\tau_k$  is able to filter out  $v \in \bar{\mathcal{V}}_k$ . We also expect  $\tau_k$  to be not too high to suppress the periodogram of present frequencies, and thus we investigate the lower bound of the periodogram at present frequencies in Lemma 4.

**Lemma 4.** *For each arm  $k \in \mathcal{K}$ , given the condition*

$$b_k \geq \left( \frac{2\pi U_1}{1 - \pi U_2} + 2 \right) \bar{\epsilon}_v + \left( \frac{\pi U_1}{1 - \pi U_2} \max \{ \pi U_1, \pi U_2 + 1 \} + \pi U_2 \right) B_k, \quad (14)$$

*then  $|\tilde{y}_k(j/T_k)| > \tau_k$  holds for all present frequencies  $j/T_k$  such that  $|b_{k,j}| > 0$  with probability no less than  $1 - \frac{48}{n^{H^2-1}}$ .*

Lemma 4 states that the periodogram at each present frequency  $j/T_k$  is above  $\tau_k$  with high probability, so Step 15 of Algorithm 1 will select a local maximum  $v_j^*$  from the neighborhood  $[\frac{j}{T_k} - \frac{q}{n}, \frac{j}{T_k} + \frac{q}{n}]$  because  $|\tilde{y}_k(v_j^*)| \geq |\tilde{y}_k(j/T_k)| > \tau_k$ . However,  $v_j^*$  is not necessarily at  $j/T_k$ , and thus we still need to identify the correct  $j/T_k$  after locating  $v_j^*$ . We do so by searching the candidate set  $\mathcal{F}$  and match  $v_j^*$  to the nearest possible frequency. The difficulty is that  $v_j^*$  we found is possibly closer to some  $j'/T_k'$  where  $T_k' \neq T_k$  other than the correct  $j/T_k$ , and thus it will lead to a wrong estimation of the present frequency. To resolve this issue, we continue to work on improving the resolution of frequency identification. We revisit the upper bound on the noise in Lemma 5.

**Lemma 5.** *For each arm  $k \in \mathcal{K}$  and any  $\delta > 0$ , let  $\mathcal{U}_k := [0, 1/2] \cap \{\cup_{j: [\frac{j}{T_k} - \frac{q}{n}, \frac{j}{T_k} + \frac{q}{n}]\}$ ,*

$$\mathbb{P} \left( \sup_{v \in \mathcal{U}_k} |\tilde{\epsilon}_k(v)| > \delta \right) \leq 200n \exp \left( -\frac{0.233n\delta^2}{\sigma^2} \right) + 200n \exp \left( -\frac{0.291n\delta^2}{\sigma^2} \right).$$

Note that  $\mathcal{U}_k$  represents the union of neighborhoods around all possible locations of present frequencies. Comparing to that Lemma 1 bounds the noise in the frequency interval of  $[0, 1/2]$ , Lemma 5 focuses on a smaller area  $\mathcal{U}_k$  and thus we can control the union bound of the noise into a tighter one. In particular, we have  $\mathbb{P} \left( \sup_{v \in \mathcal{U}_k} |\tilde{\epsilon}(v)| > \frac{3}{4}\bar{\epsilon}_v \right) \leq \frac{200}{n^{0.867H^2-1}} + \frac{200}{n^{0.694H^2-1}}$  if choosing the upper bound  $\delta$  in Lemma 5 as  $\frac{3}{4}\bar{\epsilon}_v$ . To make a comparison, we consider the example discussed in the end of Section 3.1.2. In that case, Lemma 5 provides  $\mathbb{P} \left( \sup_{v \in \mathcal{U}_k} |\tilde{\epsilon}_k(v)| \geq \frac{3}{4}\bar{\epsilon}_v \right) \leq 0.0169$  in contrast to that Lemma 1 provides  $\mathbb{P} \left( \sup_{v \in [0, 1/2]} |\tilde{\epsilon}_k(v)| \geq \frac{3}{4}\bar{\epsilon}_v \right) \leq 0.0430$ . With the better controlled noise bound given in Lemma 5, we can further develop the following.

**Lemma 6.** *For each arm  $k \in \mathcal{K}$ , if  $b_k \geq 2\bar{\epsilon}_v + \frac{8\pi}{3}U_2$ , then all maxima  $v_j^* \in \arg \sup_{v \in [\frac{j}{T_k} - \frac{q}{n}, \frac{j}{T_k} + \frac{q}{n}]} |\tilde{y}_k(v)|$  are attained in  $[\frac{j}{T_k} - \frac{1}{n}, \frac{j}{T_k} + \frac{1}{n}]$  for all present frequencies  $j/T_k$  such that  $|b_{k,j}| > 0$  with probability no less than  $1 - \frac{200}{n^{0.867H^2-1}} - \frac{200}{n^{0.694H^2-1}}$ .*

Lemma 6 shows that the distance between one present frequency  $j/T_k$  and its nearby local maximum  $v_j^*$  is no more than  $\frac{1}{n}$  with high probability. Given  $T_k < \sqrt{\frac{n}{2}}$  imposed by Assumption

3, the distance between any two candidate frequencies in set  $\mathcal{F}$  is no less than  $\left| \frac{j}{i} - \frac{j'}{i'} \right| \geq \frac{1}{i'i} > \frac{2}{n}$ . Hence, the present frequency  $j/T_k$  is indeed closest to  $v_j^*$  among all candidate frequencies in  $\mathcal{F}$ , and it will be matched correctly in Step 16 of Algorithm 1 after  $|\tilde{y}_k(v_j^*)| > \tau_k$  being located.

We combine the conditions required by Lemma 4 and Lemma 6 together, in particular inequality (14) and  $b_k \geq 2\bar{\epsilon}_v + \frac{8\pi}{3}U_2$ , to impose the following technical assumption which requires that the magnitude of the weakest present frequency  $b_k$  cannot be too small compared to that of the noise and the strongest one  $B_k$ . Finally we conclude with Theorem 2.

**Assumption 4.** For each arm  $k \in \mathcal{K}$ ,

$$b_k \geq \left( \frac{2\pi U_1}{1 - \pi U_2} + 2 \right) \bar{\epsilon}_v + \left( \frac{8\pi}{3} U_2 \right) \vee \left( \frac{\pi U_1}{1 - \pi U_2} \max \{ \pi U_1, \pi U_2 + 1 \} + \pi U_2 \right) B_k. \quad (15)$$

**Theorem 2.** Let  $\Lambda := \{\hat{T}_k = T_k, \forall k \in \mathcal{K}\}$  denote the event that periods of all arms are correctly estimated. Under Assumption 2 - 4, Algorithm 1 ensures  $\mathbb{P}(\Lambda) \geq 1 - \frac{48K}{n^{H^2-1}} - \frac{200K}{n^{0.867H^2-1}} - \frac{200K}{n^{0.694H^2-1}}$ .

*Proof.* Given Assumption 2, 3 and 4, by applying Lemma 4 and 6 together, we have both  $|\tilde{y}_k(v_j^*)| \geq |\tilde{y}_k(j/T_k)| > \tau_k$  and that  $v_j^*$  is attained in  $[\frac{j}{T_k} - \frac{1}{n}, \frac{j}{T_k} + \frac{1}{n}]$  with probability no less than  $1 - \frac{200}{n^{0.867H^2-1}} - \frac{200}{n^{0.694H^2-1}}$ . We also have  $\sup_{v \in \bar{\mathcal{V}}_k} |\tilde{y}_k(v)| \leq \tau_k$  with the same high probability as well. Therefore, all present frequencies of  $j/T_k$  with  $|b_{k,j}| > 0$  can be exactly found out by Algorithm 1 with probability no less than  $1 - \frac{48}{n^{H^2-1}} - \frac{200}{n^{0.867H^2-1}} - \frac{200}{n^{0.694H^2-1}}$ , and then the period  $T_k$  can be correctly estimated accordingly. The lemma implies immediately by applying the above result of a single arm with union bound for  $K$  arms.  $\square$

Theorem 2 relies on Assumption 2 - 4. Next we argue that they are not restrictive in practice. As explained earlier, Assumption 1 and 2 are commonly used in the MAB literature, and Assumption 3 is a fundamental requirement in spectral analysis to identify frequencies. It is also worth noting that Assumption 4 holds automatically for a sufficiently large  $n$  and it may be easily satisfied even for small  $n$  when using parameters chosen in (7). We demonstrate in Table 1 that constraint (15) imposed by Assumption 4 gradually relaxes as  $n$  increases and the probability of failure in correctly estimating periods of all  $K = 5$  arms reduces rapidly as well.

$n$	$U_1$	$U_2$	Assumption 4	$1 - \mathbb{P}(\Lambda)$ in Theorem 2
50	0.05047	0.02054	$b_k \geq 3.337\sigma + 0.2450B_k$	0.08365
100	0.04077	0.02438	$b_k \geq 2.663\sigma + 0.2259B_k$	$1.679 \cdot 10^{-3}$
200	0.03175	0.01970	$b_k \geq 2.080\sigma + 0.1748B_k$	$1.756 \cdot 10^{-5}$
500	0.02439	0.01591	$b_k \geq 1.489\sigma + 0.1347B_k$	$1.533 \cdot 10^{-8}$

Table 1: A demonstration of Assumption 4 and other constants when  $K = 5$ .

We also make a remark on the values of parameters  $n$ ,  $g$  and  $H$  used in Algorithm 1. Choosing a large sample size  $n$  obviously benefits the period estimation in stage one, but it leaves less time

for stage two to exploit rewards. Parameter  $g$  is used in determining  $U_1$ ,  $U_2$  and the width of the neighborhood. A large  $g$  relaxes the sample size requirement for condition (15), but it limits the ability to estimate a long period as  $T_k < \frac{n}{2g}$  is assumed in Assumption 3. Parameter  $H$  is used in setting  $\bar{\epsilon}_v$  and thus is also related to condition (15). A smaller  $H$  makes (15) easier to satisfy, but it lowers the probability that all periods are correctly estimated. By considering these trade-offs as a whole, we carefully derive a set of values in (7) which can significantly ease the restriction in (15), and we also note that Algorithm 1 performs well empirically with this setting.

## 4.2 Bound the Regret in Stage Two

In this section we evaluate the regret incurred by Algorithm 2. As discussed in Section 3.2, the main difficulty in applying regret analysis techniques is the dependence caused by reusing data of stage one. In particular, we use  $\hat{T}_k$  to identify phase when selecting samples of a particular effective arm from  $\Psi^{(s)}(t)$  in Step 7 of Algorithm 2. Because  $\hat{T}_k$  is calculated from rewards observed in stage one, namely  $\bar{\Psi}$ , these samples selected in Step 7 are implicitly correlated.

To resolve this issue, we consider a scenario that the bandit problem is played by a weak oracle who is aware of the periods of all arms but not any mean reward, i.e.,  $T_k$  for all  $k \in \mathcal{K}$  are known but any  $\mu_{k,t}$  is not. Note that we deviate from the standard terminaloty as we do not use the oracle to refer to the policy that knows both the periods and the mean rewards. We assume that this oracle follows exactly the same two-stage policy where she pulls each arm  $n$  times in stage one and implements Algorithm 2 in stage two with the only exception that she directly uses the true values of  $T_k$  in Algorithm 2. Since the oracle does not estimate  $T_k$  from rewards observed in stage one, we are able to disentangle the aforementioned dependence which occurred in sample selection from  $\Psi^{(s)}(t) \cup \bar{\Psi}$ . It tremendously simplifies the analysis and thus we can develop a regret bound for the oracle policy. Conditional on the event when our policy correctly estimates periods of all arms in stage one, we then show that it performs the same as the oracle policy. Drawing on this observation, we eventually prove the regret bound stated in Theorem 1 by carefully examining the connections between these two policies.

We start the analysis for the oracle policy by introducing some notations. Since the oracle policy is identical to our policy in many aspects, we use  $\tilde{\cdot}$  to differentiate a term of the oracle policy only when necessary. For example, we let  $\tilde{\pi}_k$  denote the action taken by the oracle policy  $\tilde{\pi}$ , and in particular, we need to pay attention to Step 7 of Algorithm 2 where the oracle policy directly applies the true period information  $T_k$  comparing to the estimation  $\hat{T}_k$  used by our policy. Hence,

the following quantities originally defined in (8), (9) and (10) need to be revised accordingly as

$$\tilde{C}_{k,t}(\Psi) = |\{j \in \Psi : \tilde{\pi}_j = k, j \equiv t(\text{mod } T_k)\}|, \quad (16)$$

$$\tilde{m}_{k,t}^{(s)} = \frac{1}{\tilde{C}_{k,t}(\Psi^{(s)}(t) \cup \bar{\Psi})} \sum_{\substack{j \in \Psi^{(s)}(t) \cup \bar{\Psi}: \\ \tilde{\pi}_j = k, j \equiv t(\text{mod } T_k)}} Y_{k,j}, \quad (17)$$

$$\begin{aligned} \tilde{w}_{k,t}^{(s)} &= \frac{\tilde{C}_{k,t}(\bar{\Psi})}{\tilde{C}_{k,t}(\Psi^{(s)}(t) \cup \bar{\Psi})} \sqrt{\frac{4\sigma^2}{\tilde{C}_{k,t}(\bar{\Psi})} \log\left(\frac{8d\tilde{C}_{k,t}(\bar{\Psi})}{\delta}\right)} \\ &\quad + \frac{\tilde{C}_{k,t}(\Psi^{(s)}(t))}{\tilde{C}_{k,t}(\Psi^{(s)}(t) \cup \bar{\Psi})} \sqrt{\frac{4\sigma^2}{\tilde{C}_{k,t}(\Psi^{(s)}(t))} \log\left(\frac{8d\tilde{C}_{k,t}(\Psi^{(s)}(t))}{\delta}\right)}, \end{aligned} \quad (18)$$

where  $\hat{T}_k$  and  $\hat{d}$  are replaced by  $T_k$  and  $d = \sum_{k=1}^K T_k$  respectively. The derivation of the regret of the oracle policy is done by a series of lemmas, and we summarize the road map as following. Lemma 7 formally states the conditional independence of the samples for the oracle policy; Lemma 8 shows that  $\tilde{m}_{k,t}^{(s)}$  estimated by the oracle policy is close to the true mean  $\mu_{k,t}$  with high probability; Lemma 9 examines the screening process of Algorithm 2 conducted by the oracle policy; and these results lead to Lemma 10 which bounds the expected regret of the oracle policy. The detailed proofs of these lemmas are deferred to Appendix B.3, and the techniques used are adapted from Auer (2002) and Li et al. (2017).

**Lemma 7.** *For all  $t \in \{nK + 1, \dots, T\}$  and  $s \in \mathcal{S}$ , conditional on the stage-one rewards  $\{Y_{\tilde{\pi}_\tau, \tau} : \tau \in \bar{\Psi}\}$ , the set  $\Psi^{(s)}(t)$  and the arms being pulled by the oracle policy  $\{\tilde{\pi}_\tau : \tau \in \Psi^{(s)}(t) \cup \bar{\Psi}\}$ , the rewards  $\{Y_{\tilde{\pi}_\tau, \tau} : \tau \in \Psi^{(s)}(t) \cup \bar{\Psi}\}$  are independent random variables with mean  $\mu_{\tilde{\pi}_\tau, \tau}$ .*

**Lemma 8.** *Define event  $\mathcal{E} := \left\{ \left| \tilde{m}_{k,t}^{(s)} - \mu_{k,t} \right| \leq \tilde{w}_{k,t}^{(s)}, \forall k \in \mathcal{K}, t \in \{nK + 1, \dots, T\}, s \in \mathcal{S} \right\}$ . Then,  $P(\mathcal{E}) \geq 1 - \delta S$  holds for the oracle policy.*

**Lemma 9.** *Let  $\pi_t^* := \arg\max_{k \in \mathcal{K}} \mu_{k,t}$  denote the optimal arm. Suppose that event  $\mathcal{E}$  holds, and that the oracle policy chooses arm  $\tilde{\pi}_t$  in round  $s$  by Algorithm 2 at epoch  $t$ , then*

1. *The optimal arm is never excluded during screening:  $\pi_t^* \in \mathcal{A}_{s'}, \forall s' \leq s$ ;*
2. *If  $\tilde{\pi}_t$  is chosen in Step 9 when  $s = 1$ , then  $\mu_{\pi_t^*, t} - \mu_{\tilde{\pi}_t, t} \leq 1$ ;*
3. *If  $\tilde{\pi}_t$  is chosen in Step 9 when  $s \geq 2$ , then  $\mu_{\pi_t^*, t} - \mu_{\tilde{\pi}_t, t} \leq \frac{8\sigma}{2^s}$ ;*
4. *If  $\tilde{\pi}_t$  is chosen in Step 12, then  $\mu_{\pi_t^*, t} - \mu_{\tilde{\pi}_t, t} \leq \frac{2\sigma}{\sqrt{T}}$ .*

**Lemma 10.** *Let  $R_T^{\tilde{\pi}}$  denote the pseudo-regret of the oracle policy  $\tilde{\pi}$ . Then, under Assumption 1 and 2, the expected regret of the oracle policy is bounded as,*

$$\mathbb{E}[R_T^{\tilde{\pi}}] \leq \text{Constant} \cdot \sqrt{Td \log^2(T) \log(T/d)}.$$

where the Constant is not related to  $T$ ,  $K$  or any  $T_k$  for  $k \in \mathcal{K}$ .

Finally, we proceed to the regret analysis of our policy.

**Proof of Theorem 1:** By Theorem 2 we showed that periods of all arms can be correctly estimated through Algorithm 1, i.e., event  $\Lambda$  holds, with high probability. Conditional on  $\Lambda$ , our policy and the oracle policy can be coupled to have exactly the same sample path such that they pull the same arms in the same order, i.e.,  $\pi_t = \tilde{\pi}_t$  for  $t = 1, \dots, T$  and observe identical rewards sequentially as well. Therefore, we have  $\mathbb{E}[R_T^\pi \mathbf{1}_\Lambda] = \mathbb{E}[R_T^{\tilde{\pi}} \mathbf{1}_\Lambda] \leq \mathbb{E}[R_T^{\tilde{\pi}}]$  where  $\mathbf{1}$  denotes the indicator function. On the other hand, on event  $\Lambda^c$  where not all periods are correctly estimated, our policy has a regret bound  $T$  because of Assumption 1. Given the probability  $\mathbb{P}(\Lambda)$  derived in Theorem 2, we have

$$\begin{aligned} \mathbb{E}[R_T^\pi] &= \mathbb{E}[R_T^\pi \mathbf{1}_\Lambda] + \mathbb{E}[R_T^\pi \mathbf{1}_{\Lambda^c}] \\ &\leq \mathbb{E}[R_T^{\tilde{\pi}}] + T \left( \frac{48K}{n^{H^2-1}} + \frac{200K}{n^{0.867H^2-1}} + \frac{200K}{n^{0.694nH^2-1}} \right) \\ &\leq \text{Constant} \cdot \sqrt{Td \log^2(T) \log(T/d)}. \end{aligned}$$

where the *Constant* is not related to  $T$ ,  $K$  or any  $T_k$  for  $k \in \mathcal{K}$ . The above result applies because that if parameters  $n = \lfloor \sqrt{T/K} \rfloor$  and  $H = \sqrt{1 + \log(n)}$  are chosen as (7), then the second term in the first inequality goes to 0 as  $T$  becomes large. Finally, Theorem 1 is established.  $\square$

## 5 Conclusion

In this paper, we study an MAB problem with periodic rewards. The rewards of the arms may have different length of periods, which is unknown initially. We design an algorithm that first learns the length of the periods and then identify the best arm at each epoch.

Our study opens a wide range of interesting directions in online learning with non-stationarity.

- The length of periods is always integer in our setup. However, the complex representation (2) of the rewards is valid for any periodic functions. It provides a more flexible framework as the periods may not be a multiple of the sampling rate in practice ( $t = 1, 2, \dots$  in MAB problem). Our algorithm needs to be modified as LCM leverages integer periods. We may need to construct confidence bounds for the parameters in the complex representation directly. This is left for future study.
- From the perspective of algorithmic design, Algorithm 2 eliminates the inter-dependency by  $S$  rounds of tournaments or sequential elimination. It simplifies the analysis but makes the algorithm cumbersome. If we simply keep track of individual phases of the arms and use UCB without sequential elimination, can we obtain the same rate of regret? The analysis



is complicated by the nested nature of the problem and we plan to address the question in future papers.

## References

- Allesiardo, R. and R. Féraud (2015). Exp3 with drift detection for the switching bandit problem. In *2015 IEEE International Conference on Data Science and Advanced Analytics (DSAA)*, pp. 1–7. IEEE.
- Allesiardo, R., R. Féraud, and O.-A. Maillard (2017). The non-stationary stochastic multi-armed bandit problem. *International Journal of Data Science and Analytics* 3(4), 267–283.
- Auer, P. (2002). Using confidence bounds for exploitation-exploration trade-offs. *Journal of Machine Learning Research* 3(Nov), 397–422.
- Auer, P., N. Cesa-Bianchi, Y. Freund, and R. E. Schapire (2002). The nonstochastic multiarmed bandit problem. *SIAM journal on computing* 32(1), 48–77.
- Auer, P., P. Gajane, and R. Ortner (2019). Adaptively tracking the best bandit arm with an unknown number of distribution changes. In *Conference on Learning Theory*, pp. 138–158.
- Babtle, M. (1948). Smoothing periodograms from time-series with continuous spectra. *Nature* 161(4096), 686–687.
- Bartlett, M. S. (1963). The spectral analysis of point processes. *Journal of the Royal Statistical Society: Series B (Methodological)* 25(2), 264–281.
- Besbes, O., Y. Gur, and A. Zeevi (2014). Stochastic multi-armed-bandit problem with non-stationary rewards. In *Advances in neural information processing systems*, pp. 199–207.
- Besbes, O., Y. Gur, and A. Zeevi (2015). Non-stationary stochastic optimization. *Operations Research* 63(5), 1227–1244.
- Besbes, O., Y. Gur, and A. Zeevi (2019). Optimal exploration–exploitation in a multi-armed bandit problem with non-stationary rewards. *Stochastic Systems* 9(4), 319–337.
- Besbes, O. and D. Sauré (2014). Dynamic pricing strategies in the presence of demand shifts. *Manufacturing & Service Operations Management* 16(4), 513–528.
- Besbes, O. and A. Zeevi (2011). On the minimax complexity of pricing in a changing environment. *Operations research* 59(1), 66–79.
- Brillinger, D. R. (1969). Asymptotic properties of spectral estimates of second order. *Biometrika* 56(2), 375–390.
- Brown, L., N. Gans, A. Mandelbaum, A. Sakov, H. Shen, S. Zeltyn, and L. Zhao (2005). Statistical analysis of a telephone call center: A queueing-science perspective. *Journal of the American statistical association* 100(469), 36–50.
- Chen, N., D. Lee, and H. Shen (2020). Can customer arrival rates be modelled by sine waves? *Working Paper*.
- Chen, N., D. K. Lee, S. N. Negahban, et al. (2019). Super-resolution estimation of cyclic arrival rates. *The Annals of Statistics* 47(3), 1754–1775.
- Chen, Y., Z. Wen, and Y. Xie (2019). Dynamic pricing in an evolving and unknown marketplace. *Working Paper*.

- Cheung, W. C., D. Simchi-Levi, and R. Zhu (2019). Hedging the drift: Learning to optimize under non-stationarity. *Working Paper*.
- den Boer, A. V. (2015a). Dynamic pricing and learning: historical origins, current research, and new directions. *Surveys in operations research and management science* 20(1), 1–18.
- den Boer, A. V. (2015b). Tracking the market: Dynamic pricing and learning in a changing environment. *European journal of operational research* 247(3), 914–927.
- Di Benedetto, G., V. Bellini, and G. Zappella (2020). A linear bandit for seasonal environments. *Working Paper*.
- Garivier, A. and E. Moulines (2011). On upper-confidence bound policies for switching bandit problems. In *International Conference on Algorithmic Learning Theory*, pp. 174–188. Springer.
- Jaksch, T., R. Ortner, and P. Auer (2010). Near-optimal regret bounds for reinforcement learning. *Journal of Machine Learning Research* 11(Apr), 1563–1600.
- Karnin, Z. S. and O. Anava (2016). Multi-armed bandits: Competing with optimal sequences. In *Advances in Neural Information Processing Systems*, pp. 199–207.
- Keskin, N. B. and M. Li (2020). Selling quality-differentiated products in a markovian market with unknown transition probabilities. *Working Paper*.
- Keskin, N. B. and A. Zeevi (2017). Chasing demand: Learning and earning in a changing environment. *Mathematics of Operations Research* 42(2), 277–307.
- Levine, N., K. Crammer, and S. Mannor (2017). Rotting bandits. In *Advances in neural information processing systems*, pp. 3074–3083.
- Li, L., Y. Lu, and D. Zhou (2017). Provably optimal algorithms for generalized linear contextual bandits. In *Proceedings of the 34th International Conference on Machine Learning-Volume 70*, pp. 2071–2080. JMLR. org.
- Liu, F., J. Lee, and N. Shroff (2018). A change-detection based framework for piecewise-stationary multi-armed bandit problem. In *Thirty-Second AAAI Conference on Artificial Intelligence*.
- Luo, H., C.-Y. Wei, A. Agarwal, and J. Langford (2017). Efficient contextual bandits in non-stationary worlds. *arXiv preprint arXiv:1708.01799*.
- Nagy, B. and V. Totik (2013). Bernstein’s inequality for algebraic polynomials on circular arcs. *Constructive Approximation* 37(2), 223–232.
- Olshen, R. A. (1967). Asymptotic properties of the periodogram of a discrete stationary process. *Journal of Applied Probability* 4(3), 508–528.
- Raj, V. and S. Kalyani (2017). Taming non-stationary bandits: A bayesian approach. *Working Paper*.
- Shao, N. and K.-S. Lii (2011). Modelling non-homogeneous poisson processes with almost periodic intensity functions. *Journal of the Royal Statistical Society: Series B (Statistical Methodology)* 73(1), 99–122.
- Shao, X., W. B. Wu, et al. (2007). Asymptotic spectral theory for nonlinear time series. *The Annals of Statistics* 35(4), 1773–1801.
- Stoica, P., R. L. Moses, et al. (2005). Spectral analysis of signals.
- Thomson, D. J. (1982). Spectrum estimation and harmonic analysis. *Proceedings of the IEEE* 70(9), 1055–1096.

- Vere-Jones, D. (1982). On the estimation of frequency in point-process data. *Journal of Applied Probability* 19(A), 383–394.
- Xu, L., C. Jiang, Y. Qian, Y. Zhao, J. Li, and Y. Ren (2016). Dynamic privacy pricing: A multi-armed bandit approach with time-variant rewards. *IEEE Transactions on Information Forensics and Security* 12(2), 271–285.
- Zhou, X., N. Chen, X. Gao, and Y. Xiong (2020). Regime switching bandits. *Working Paper*.

## A Table of Notations

Notation	Definition
<b>Problem Formulation</b>	
$K, \mathcal{K}$	the number of arms, and the set $\{1, \dots, K\}$
$T, \mathcal{T}$	the length of the decision horizon, and the set $\{1, \dots, T\}$
$T_k$	the period of arm $k$
$\hat{T}_k$	the estimated period of arm $k$
$Y_{k,t}$	the random reward of arm $k$ at epoch $t$
$\mu_{k,t}$	the mean reward of arm $k$ at epoch $t$
$\epsilon_t$	the independent sub-Gaussian noise at epoch $t$
$\sigma$	a known upper bound on the sub-Gaussian norm of the noise $\epsilon_t$ for $t \in \mathcal{T}$
$\pi_t$	the arm chosen at epoch $t$
$\pi_t^*$	$\operatorname{argmax}_{k \in \mathcal{K}} \{\mu_{k,t}\}$ , the optimal arm at epoch $t$
$R_T^\pi$	$R_T^\pi := \sum_{t=1}^T (\max_k \mu_{k,t} - \mu_{\pi_t,t})$ , the pseudo-regret of policy $\pi$
<b>Algorithm 1 in Stage One</b>	
$n$	the number of epochs that each arm is pulled during stage one
$\tilde{a}(v)$	the discrete Fourier transform of the sequence $a_1, \dots, a_n$
$\tau_k$	the threshold applied to the periodogram of arm $k$
$\bar{\epsilon}_v$	a high-probability upper bound on the noise of the entire periodogram
$g$	a parameter defining the width of the neighborhood
$A_j, U_1, U_2$	auxiliary quantities used to control the leakage of the periodogram
$\Lambda$	the event that periods of all arms are correctly estimated
LCM	the least common multiple of a set of positive integers
<b>Algorithm 2 in Stage Two</b>	
$\hat{d}, d$	$\hat{d} := \sum_{k=1}^K \hat{T}_k$ , $d := \sum_{k=1}^K T_k$
$S, \mathcal{S}$	the number of screening rounds, and the set $\{1, \dots, S\}$
$\bar{\Psi}$	the index set of epochs in stage one, $\bar{\Psi} := \{1, \dots, nK\}$
$\Psi^{(s)}(t)$	the index sets of trials made in round $s$ up to epoch $t$
$C_{k,t}(\Psi)$	the number of epochs within an index set $\Psi$ that arm $k$ has been pulled at the same phase as $t$
$m_{k,p}^{(s)}$	the estimated mean reward of arm $k$ at phase $p$ in round $s$
$w_{k,p}^{(s)}$	the width of the confidence interval of arm $k$ at phase $p$ in round $s$
$\mathcal{A}_s$	the set of active arms in round $s$
$\mathcal{E}$	the high-probability event that the estimated mean achieves a desired accuracy
$\tilde{\pi}, \tilde{\cdot}$	the oracle policy and the associated analogous quantities

Table 2: A summary table of notations used in the paper.

## B Proofs of Main Results

### B.1 Proofs in Section 3.1.1

*Derivation of Equation (6):* To simplify  $\tilde{\mu}_{k,j}(v)$  defined in (5), we note the following

$$\begin{aligned}
\tilde{\mu}_{k,j}(v) &= \frac{1}{n} \sum_{t=1}^n b_{k,j} \exp \left( 2\pi i \left( \frac{j}{T_k} - v \right) t \right) \\
&= \frac{b_{k,j}}{n} \exp \left( 2\pi i \left( \frac{j}{T_k} - v \right) \right) \sum_{t=0}^{n-1} \exp \left( 2\pi i \left( \frac{j}{T_k} - v \right) t \right) \\
&= \frac{b_{k,j}}{n} \exp \left( 2\pi i \left( \frac{j}{T_k} - v \right) \right) \frac{1 - \exp \left( 2\pi i \left( \frac{j}{T_k} - v \right) n \right)}{1 - \exp \left( 2\pi i \left( \frac{j}{T_k} - v \right) \right)}. \tag{B-1}
\end{aligned}$$

The numerator of the last term in (B-1) can be rewritten as

$$\begin{aligned}
&1 - \exp \left( 2\pi i \left( \frac{j}{T_k} - v \right) n \right) \\
&= \exp \left( \pi i \left( \frac{j}{T_k} - v \right) n \right) \left( \exp \left( -\pi i \left( \frac{j}{T_k} - v \right) n \right) - \exp \left( \pi i \left( \frac{j}{T_k} - v \right) n \right) \right) \\
&= -2i \exp \left( \pi i \left( \frac{j}{T_k} - v \right) n \right) \sin \left( \pi \left( \frac{j}{T_k} - v \right) n \right).
\end{aligned}$$

Similarity, the denominator of the last term in (B-1) can be rewritten as

$$1 - \exp \left( 2\pi i \left( \frac{j}{T_k} - v \right) \right) = -2i \exp \left( \pi i \left( \frac{j}{T_k} - v \right) \right) \sin \left( \pi \left( \frac{j}{T_k} - v \right) \right).$$

Therefore, we obtain Equation (6) by simplifying (B-1)

$$\begin{aligned}
\tilde{\mu}_{k,j}(v) &= \frac{b_{k,j}}{n} \exp \left( 2\pi i \left( \frac{j}{T_k} - v \right) \right) \frac{\exp \left( \pi i \left( \frac{j}{T_k} - v \right) n \right) \cdot \sin \left( \pi \left( \frac{j}{T_k} - v \right) n \right)}{\exp \left( \pi i \left( \frac{j}{T_k} - v \right) \right) \cdot \sin \left( \pi \left( \frac{j}{T_k} - v \right) \right)} \\
&= \frac{b_{k,j}}{n} \exp \left( 2\pi i \left( \frac{j}{T_k} - v \right) \frac{n+1}{2} \right) \frac{\sin \left( \pi \left( \frac{j}{T_k} - v \right) n \right)}{\sin \left( \pi \left( \frac{j}{T_k} - v \right) \right)},
\end{aligned}$$

and we can immediately get  $\lim_{n \rightarrow \infty} |\tilde{\mu}_{k,j}(v)| = 0$ . □

### B.2 Proofs in Section 4.1

The main techniques used in the following proofs are concentration inequalities for random variables. We start with a technical lemma (Theorem 1 in Nagy and Totik (2013)) which will be used in the

proof of Lemma 1.

**Lemma 11.** Suppose  $\omega \in (0, \pi]$  and  $p_n$  is a polynomial of complex number with degree no more than  $n$ , then the following holds for all  $\theta \in (-\omega, +\omega)$ ,

$$\left| p'_n(e^{i\theta}) \right| \leq \frac{n}{2} \left( 1 + \frac{\sqrt{2} \cos(\theta/2)}{\sqrt{\cos(\theta) - \cos(\omega)}} \right) \sup_{\phi \in [-\omega, \omega]} \left| p_n(e^{i\phi}) \right|.$$

In particular, when  $\omega = \pi$ , then  $\sup_{|z| \leq 1} |p'_n(z)| \leq n \sup_{|z| \leq 1} |p_n(z)|$ .

**Proof of Lemma 1:** The DFT of the noise can be expressed as

$$\tilde{\epsilon}_k(v) = \frac{1}{n} \sum_{t=1}^n \epsilon_t \exp(-2\pi i v t) = \frac{1}{n} \sum_{t=1}^n \epsilon_t \cos(2\pi v t) - \frac{i}{n} \sum_{t=1}^n \epsilon_t \sin(2\pi v t).$$

For any  $\delta > 0$ , by the union bound, we have

$$\begin{aligned} \mathbb{P}(|\tilde{\epsilon}_k(v)| > \delta) &= \mathbb{P}(|\tilde{\epsilon}_k(v)|^2 > \delta^2) \\ &\leq \mathbb{P}\left(\left|\frac{1}{n} \sum_{t=1}^n \epsilon_t \cos(2\pi v t)\right|^2 > \frac{1}{2}\delta^2\right) + \mathbb{P}\left(\left|\frac{1}{n} \sum_{t=1}^n \epsilon_t \sin(2\pi v t)\right|^2 > \frac{1}{2}\delta^2\right). \end{aligned} \quad (\text{B-2})$$

We analyze the first term of (B-2) in the following and the second term can be done analogously. For a given  $v$ ,  $\sum_{t=1}^n \epsilon_t \cos(2\pi v t)$  is the sum of independent sub-Gaussian random variables with parameter  $\sigma^2$ , and thus  $\sum_{t=1}^n \epsilon_t \cos(2\pi v t)$  is a sub-Gaussian random variable with parameter  $\sum_{t=1}^n \sigma^2 \cos^2(2\pi v t)$ . Hence, the property of sub-Gaussian random variable in Assumption 2 gives

$$\mathbb{P}\left(\left|\frac{1}{n} \sum_{t=1}^n \epsilon_t \cos(2\pi v t)\right|^2 > \frac{1}{2}\delta^2\right) \leq 2 \exp\left(-\frac{n^2 \delta^2}{4\sigma^2 \sum_{t=1}^n \cos^2(2\pi v t)}\right) \leq 2 \exp\left(-\frac{n\delta^2}{4\sigma^2}\right).$$

By combining the bounds for the two terms in (B-2), for a given  $v \in [0, 1/2]$ , we have

$$\mathbb{P}(|\tilde{\epsilon}_k(v)| > \delta) \leq 4 \exp\left(-\frac{n\delta^2}{4\sigma^2}\right). \quad (\text{B-3})$$

Note that  $\tilde{\epsilon}_k(v)$  can be viewed as an  $n$ -degree polynomial of  $\exp(-2\pi i v)$ , and let  $p_n$  denote this

polynomial. For any  $v_1, v_2 \in [0, 1/2]$ , we have

$$\begin{aligned}
|\tilde{\epsilon}_k(v_1) - \tilde{\epsilon}_k(v_2)| &= |p_n(\exp(-2\pi i v_1)) - p_n(\exp(-2\pi i v_2))| \\
&= \left| \int_{\exp(-2\pi i v_2)}^{\exp(-2\pi i v_1)} p'_n(z) dz \right| \\
&\leq |\exp(-2\pi i v_1) - \exp(-2\pi i v_2)| \sup_{|z| \leq 1} |p'_n(z)| \\
&\leq |\exp(-2\pi i v_1) - \exp(-2\pi i v_2)| n \sup_{|z| \leq 1} |p_n(z)|,
\end{aligned}$$

where the last step follows from Lemma 11. The maximum modulus principle of analytic functions implies that  $\sup_{|z| \leq 1} |p_n(z)|$  must be attained at the boundary  $\{z : |z| = 1\}$  as  $\sup_{|z| \leq 1} |p_n(z)| = \sup_{|z|=1} |p_n(z)| = \sup_{v \in [0, 1]} |\tilde{\epsilon}_k(v)|$ . Moreover, since  $|\tilde{\epsilon}_k(v)| = |\tilde{\epsilon}_k(1-v)|$ , we have

$$\begin{aligned}
|\tilde{\epsilon}_k(v_1) - \tilde{\epsilon}_k(v_2)| &\leq |\exp(-2\pi i v_1) - \exp(-2\pi i v_2)| n \sup_{v \in [0, 1/2]} |\tilde{\epsilon}_k(v)| \\
&\leq 2|\sin(\pi(v_1 - v_2))| n \sup_{v \in [0, 1/2]} |\tilde{\epsilon}_k(v)| \\
&\leq 2n\pi|v_1 - v_2| \sup_{v \in [0, 1/2]} |\tilde{\epsilon}_k(v)|.
\end{aligned} \tag{B-4}$$

Suppose that we divide the frequency domain  $[0, 1/2]$  into  $L \in \mathbb{N}^+$  equal intervals, and we let  $v_l^{\text{mid}}$  denote the middle point of the interval  $[\frac{l-1}{2L}, \frac{l}{2L}]$  for  $l = 1, \dots, L$ . We also suppose that  $\sup_{v \in [0, 1/2]} |\tilde{\epsilon}_k(v)|$  is attained at  $v_\epsilon^*$  which locates in the interval  $[\frac{l^*-1}{2L}, \frac{l^*}{2L}]$ , and thus we have  $|v_\epsilon^* - v_{l^*}^{\text{mid}}| < \frac{1}{4L}$ . By applying the inequality (B-4), we find the following

$$\begin{aligned}
|\tilde{\epsilon}_k(v_\epsilon^*)| - |\tilde{\epsilon}_k(v_{l^*}^{\text{mid}})| &\leq \left| \tilde{\epsilon}_k(v_\epsilon^* - v_{l^*}^{\text{mid}}) \right| \leq \frac{n\pi}{2L} \sup_{v \in [0, 1/2]} |\tilde{\epsilon}_k(v)| \\
\implies \sup_{v \in [0, 1/2]} |\tilde{\epsilon}_k(v)| &= |\tilde{\epsilon}_k(v_\epsilon^*)| \leq \max_{l=1, \dots, L} |\tilde{\epsilon}_k(v_l^{\text{mid}})| + \frac{n\pi}{2L} \sup_{v \in [0, 1/2]} |\tilde{\epsilon}_k(v)| \\
\implies \sup_{v \in [0, 1/2]} |\tilde{\epsilon}_k(v)| &\leq \left(1 - \frac{n\pi}{2L}\right)^{-1} \max_{l=1, \dots, L} |\tilde{\epsilon}_k(v_l^{\text{mid}})|.
\end{aligned}$$

Then, we apply the result from (B-3) and the union bound to obtain

$$\begin{aligned}
\mathbb{P} \left( \sup_{v \in [0, 1/2]} |\tilde{\epsilon}_k(v)| \geq \delta \right) &\leq \mathbb{P} \left( \max_{l=1, \dots, L} |\tilde{\epsilon}_k(v_l^{\text{mid}})| \geq \left(1 - \frac{n\pi}{2L}\right) \delta \right) \\
&\leq 4L \exp \left( -\frac{n\delta^2}{4\sigma^2} \left(1 - \frac{\pi n}{2L}\right)^2 \right)
\end{aligned} \tag{B-5}$$

The lemma is proved by choosing  $L = 12n$  as following

$$\mathbb{P} \left( \sup_{v \in [0, 1/2]} |\tilde{\epsilon}_k(v)| \geq \delta \right) \leq 48n \exp \left( -\frac{n\delta^2}{4\sigma^2} \left( 1 - \frac{\pi}{24} \right)^2 \right).$$

Specifically, if we choose the upper bound  $\delta$  as  $\bar{\epsilon}_v = \frac{2\sigma H}{1-\pi/24} \sqrt{\frac{\log(n)}{n}}$  defined in Step 10 of Algorithm 1, then we have  $\mathbb{P} \left( \sup_{v \in [0, 1/2]} |\tilde{\epsilon}_k(v)| \geq \bar{\epsilon}_v \right) \leq \frac{48}{n^{H^2-1}}$ .  $\square$

**Proof of Lemma 2:** Recall that we defined  $\mathcal{V}_k = [0, 1/2] \cap \{\cup_{j: |b_{k,j}| > 0} [\frac{j}{T_k} - \frac{g}{n}, \frac{j}{T_k} + \frac{g}{n}]\}$  and  $\bar{\mathcal{V}}_k = [0, 1/2] \setminus \mathcal{V}_k$ , where  $\mathcal{V}_k$  represents the union of neighborhoods of all present frequencies. To prove Lemma 2, it is more natural to start from investigating the leakage in sets  $\mathcal{U}_k := [0, 1/2] \cap \{\cup_{j: [\frac{j}{T_k} - \frac{g}{n}, \frac{j}{T_k} + \frac{g}{n}]]\}$  and  $\bar{\mathcal{U}}_k = [0, 1/2] \setminus \mathcal{U}_k$ . Note that  $\mathcal{U}_k$  differs from  $\mathcal{V}_k$  by removing the requirement  $|b_{k,j}| > 0$ , so  $\mathcal{U}_k$  represents the union of neighborhoods around *all* possible locations of present frequencies and  $\mathcal{V}_k$  is a subset of  $\mathcal{U}_k$ , i.e.,  $\mathcal{V}_k \subseteq \mathcal{U}_k$ .

Given the expression of  $\tilde{\mu}_{k,j}(v)$  in (6) and the definition of  $B_k$  in (11), we can show

$$|\tilde{\mu}_{k,j}(v)| \leq |b_{k,j}| \left| \frac{\sin(\pi(j/T_k - v)n)}{n \sin(\pi(j/T_k - v))} \right| \leq B_k \left| \frac{\sin(\pi(j/T_k - v)n)}{n \sin(\pi(j/T_k - v))} \right|. \quad (\text{B-6})$$

Define a function  $R(\theta) := \left| \frac{\sin(\pi n \theta)}{n \sin(\pi \theta)} \right|$  and then we have (B-7). Note that  $R(\theta)$  will play a critical role in this proof.

$$|\tilde{\mu}_k(v)| \leq \sum_{j=0}^{T_k-1} |\tilde{\mu}_{k,j}(v)| \leq B_k \sum_{j=0}^{T_k-1} R(j/T_k - v). \quad (\text{B-7})$$

We first examine the leakage for  $v \in \bar{\mathcal{U}}_k$ . Suppose that  $v \in [\frac{j'}{T_k} + \frac{g}{n}, \frac{j'+1}{T_k} - \frac{g}{n}]$  for some  $j' \in \{0, \dots, \lfloor \frac{T_k-1}{2} \rfloor\}$ . We decompose the sum  $\sum_{j=0}^{T_k-1} R(j/T_k - v)$  in (B-7) into three terms as following, and we bound each term using properties  $R(\theta) = R(-\theta)$  and  $R(\theta) = R(1 - \theta)$ .

$$\sum_{j=0}^{j'} R(j/T_k - v) = \sum_{j=0}^{j'} R(v - j/T_k) \leq \sum_{j=0}^{j'} \sup \left\{ R(\theta) : \theta \in \left[ \frac{j}{T_k} + \frac{g}{n}, \frac{j+1}{T_k} - \frac{g}{n} \right] \right\}. \quad (\text{B-8})$$

$$\sum_{j=j'+1}^{j' + \lfloor \frac{T_k-1}{2} \rfloor + 1} R(j/T_k - v) \leq \sum_{j=0}^{\lfloor \frac{T_k-1}{2} \rfloor} \sup \left\{ R(\theta) : \theta \in \left[ \frac{j}{T_k} + \frac{g}{n}, \frac{j+1}{T_k} - \frac{g}{n} \right] \right\}. \quad (\text{B-9})$$



$$\begin{aligned}
\sum_{j=j'+\lfloor \frac{T_k-1}{2} \rfloor+2}^{T_k-1} R(j/T_k - v) &\leq \sum_{\lfloor \frac{T_k-1}{2} \rfloor+1}^{T_k-j'-2} \sup \left\{ R(\theta) : \theta \in \left[ \frac{j}{T_k} + \frac{g}{n}, \frac{j+1}{T_k} - \frac{g}{n} \right] \right\} \\
&= \sum_{\lfloor \frac{T_k-1}{2} \rfloor+1}^{T_k-j'-2} \sup \left\{ R(1-\theta) : \theta \in \left[ \frac{j}{T_k} + \frac{g}{n}, \frac{j+1}{T_k} - \frac{g}{n} \right] \right\} \\
&= \sum_{j=j'+1}^{T_k-\lfloor \frac{T_k-1}{2} \rfloor-2} \sup \left\{ R(\theta) : \theta \in \left[ \frac{j}{T_k} + \frac{g}{n}, \frac{j+1}{T_k} - \frac{g}{n} \right] \right\}. \quad (\text{B-10})
\end{aligned}$$

Combining (B-8), (B-9) and (B-10) together, we can further develop (B-7) as

$$|\tilde{\mu}_k(v)| \leq B_k \sum_{j=0}^{T_k-1} R(j/T_k - v) \leq 2B_k \sum_{j=0}^{\lfloor \frac{T_k-1}{2} \rfloor} \sup \left\{ R(\theta) : \theta \in \left[ \frac{j}{T_k} + \frac{g}{n}, \frac{j+1}{T_k} - \frac{g}{n} \right] \right\}. \quad (\text{B-11})$$

To analyze the expression (B-11), we need to examine  $R(\theta)$  closely. Note that  $R(\theta)$  is bounded. Furthermore, the numerator  $|\sin(\pi n \theta)|$  has a period  $\frac{1}{n}$ , and the denominator  $|n \sin(\pi \theta)|$  is monotonically increasing for  $\theta \in [0, 1/2]$ . Therefore, we can make the following two remarks. (i) Given  $0 \leq \theta_1 < \theta_2$  and  $\theta_2 + \frac{1}{n} \leq \frac{1}{2}$ , then  $\sup \{R(\theta) : \theta \in [\theta_1, \theta_1 + \frac{1}{n}]\} > \sup \{R(\theta) : \theta \in [\theta_2, \theta_2 + \frac{1}{n}]\}$ , i.e., for two intervals of the same width  $\frac{1}{n}$  in the domain  $[0, 1/2]$ , the maximum of  $R(\theta)$  in the left interval is larger than that in the right interval. (ii) Given  $0 \leq \theta_1 < \theta_2 \leq \frac{1}{2}$ , then  $\sup \{R(\theta) : \theta \in [\theta_1, \theta_1 + \frac{1}{n}]\} \geq \sup \{R(\theta) : \theta \in [\theta_1, \theta_2]\}$ . We continue the analysis by applying these two properties of  $R(\theta)$ .

When  $T_k$  is even, for  $j = 0, \dots, \frac{T_k}{2} - 1$ , we have

$$\begin{aligned}
\sup \left\{ R(\theta) : \theta \in \left[ \frac{j}{T_k} + \frac{g}{n}, \frac{j+1}{T_k} - \frac{g}{n} \right] \right\} &\leq \sup \left\{ R(\theta) : \theta \in \left[ \frac{j}{T_k} + \frac{g}{n}, \frac{j}{T_k} + \frac{g+1}{n} \right] \right\} \\
&\leq \sup \left\{ R(\theta) : \theta \in \left[ \frac{(2j+1)g}{n}, \frac{(2j+1)g+1}{n} \right] \right\} \quad (\text{B-12})
\end{aligned}$$

where the second step follows from that  $\frac{j}{T_k} + \frac{g}{n} \geq \frac{(2j+1)g}{n}$  since  $T_k < \frac{n}{2g}$  given by Assumption 3. We also have  $\frac{T_k}{2} - 1 \leq \lfloor \frac{n-1}{4g} - 1 \rfloor = \lfloor \frac{n-4g-1}{4g} \rfloor$ .

When  $T_k$  is odd, inequality (B-12) holds directly for  $j = 0, \dots, \frac{T_k-1}{2} - 1$ . For  $j = \frac{T_k-1}{2}$ , although the corresponding interval  $\left[ \frac{T_k-1}{2T_k} + \frac{g}{n}, \frac{T_k+1}{2T_k} - \frac{g}{n} \right]$  is not fully contained in  $[0, 1/2]$ , inequality (B-12) still holds since  $R(\theta)$  is symmetric around  $\theta = 1/2$ . We also have  $\frac{T_k-1}{2} \leq \lfloor \frac{1}{2}(\frac{n-1}{2g} - 1) \rfloor = \lfloor \frac{n-2g-1}{4g} \rfloor$ .

Combing these two cases, we can further derive (B-11) as

$$|\tilde{\mu}_k(v)| \leq 2B_k \sum_{j=0}^{\lfloor \frac{n-2g-1}{4g} \rfloor} \sup \left\{ R(\theta) : \theta \in \left[ \frac{(2j+1)g}{n}, \frac{(2j+1)g+1}{n} \right] \right\}.$$

Recall that we defined  $A_j = \sup \left\{ \frac{|\sin(\pi\nu)|}{\pi\nu} : \nu \in [j, j+1] \right\}$  and  $U_1 = \sum_{j=0}^{\lfloor \frac{n-2g-1}{4g} \rfloor} A_{(2j+1)g}$ , and note the fact that  $\sin(x) \geq 2x/\pi$  for  $x \in [0, \pi/2]$ . Then, we can bound the leakage for  $v \in \bar{\mathcal{U}}_k$  as

$$\begin{aligned} |\tilde{\mu}_k(v)| &\leq \pi B_k \sum_{j=0}^{\lfloor \frac{(n-2g-1)}{4g} \rfloor} \sup \left\{ \frac{|\sin(\pi n\theta)|}{\pi n\theta} : \theta \in \left[ \frac{(2j+1)g}{n}, \frac{(2j+1)g+1}{n} \right] \right\} \\ &= \pi B_k \sum_{j=0}^{\lfloor \frac{n-2g-1}{4g} \rfloor} A_{(2j+1)g} = \pi B_k U_1. \end{aligned}$$

The analysis of the leakage in  $\mathcal{U}_k$  can be conducted in an analogous way as above. In addition to further exploiting the properties of  $R(\theta)$ , we also utilizing the symmetry of the neighborhood to achieve a finer result. Suppose that  $v \in [\frac{j'}{T_k} - \frac{g}{n}, \frac{j'}{T_k} + \frac{g}{n}]$  for some  $j' \in \{0, \dots, \lfloor \frac{T_k}{2} \rfloor\}$ . Let  $v' = v - \frac{j'}{T_k}$  and then  $v' \in [-\frac{g}{n}, \frac{g}{n}]$ . We also assume that  $v'$  falls in the interval  $[\frac{j_0}{n}, \frac{j_0+1}{n}]$  for some  $j_0 \in \{-g, \dots, g-1\}$ . The leakage in the neighborhood of  $j'/T_k$  is contributed by frequency components  $j/T_k$  with  $j \neq j'$ . Hence, we decompose  $\sum_{j \neq j'} R(j/T_k - v)$  into three terms as following,

$$\sum_{j=0}^{j'-1} R(j/T_k - v) = \sum_{j=0}^{j'-1} R(v - j/T_k) \leq \sum_{j=1}^{j'} \sup \left\{ R(\theta) : \theta \in \left[ \frac{j}{T_k} + \frac{j_0}{n}, \frac{j}{T_k} + \frac{j_0+1}{n} \right] \right\}. \quad (\text{B-13})$$

$$\begin{aligned} \sum_{j=j'+1}^{j'+\lfloor \frac{T_k}{2} \rfloor} R(j/T_k - v) &\leq \sum_{j=1}^{\lfloor \frac{T_k}{2} \rfloor} \sup \left\{ R(\theta) : \theta \in \left[ \frac{j}{T_k} - \frac{j_0+1}{n}, \frac{j}{T_k} - \frac{j_0}{n} \right] \right\} \\ &\leq \sum_{j=1}^{\lfloor \frac{T_k}{2} \rfloor} \sup \left\{ R(\theta) : \theta \in \left[ \frac{2jg - j_0 - 1}{n}, \frac{2jg - j_0}{n} \right] \right\} \leq \frac{\pi}{2} \sum_{j=1}^{\lfloor \frac{n-1}{4g} \rfloor} A_{2jg-j_0-1}. \end{aligned} \quad (\text{B-14})$$

$$\begin{aligned} \sum_{j=j'+\lfloor \frac{T_k}{2} \rfloor+1}^{T_k-1} R(j/T_k - v) &\leq \sum_{j=\lfloor \frac{T_k}{2} \rfloor+1}^{T_k-j'-1} \sup \left\{ R(\theta) : \theta \in \left[ \frac{j}{T_k} - \frac{j_0+1}{n}, \frac{j}{T_k} - \frac{j_0}{n} \right] \right\} \\ &= \sum_{j=\lfloor \frac{T_k}{2} \rfloor+1}^{T_k-j'-1} \sup \left\{ R(1-\theta) : \theta \in \left[ \frac{j}{T_k} - \frac{j_0+1}{n}, \frac{j}{T_k} - \frac{j_0}{n} \right] \right\} \\ &= \sum_{j=j'+1}^{T_k-\lfloor \frac{T_k}{2} \rfloor-1} \sup \left\{ R(\theta) : \theta \in \left[ \frac{j}{T_k} + \frac{j_0}{n}, \frac{j}{T_k} + \frac{j_0+1}{n} \right] \right\}. \end{aligned} \quad (\text{B-15})$$

Combining (B-13) and (B-15) together, we have

$$\begin{aligned}
& \sum_{j=0}^{j'-1} R(j/T_k - v) + \sum_{j=j'+\lfloor \frac{T_k}{2} \rfloor + 1}^{T_k-1} R(j/T_k - v) \\
& \leq \sum_{j=1}^{\lfloor \frac{T_k}{2} \rfloor} \sup \left\{ R(\theta) : \theta \in \left[ \frac{j}{T_k} + \frac{j_0}{n}, \frac{j}{T_k} + \frac{j_0 + 1}{n} \right] \right\} \\
& \leq \sum_{j=1}^{\lfloor \frac{T_k}{2} \rfloor} \sup \left\{ R(\theta) : \theta \in \left[ \frac{2jg + j_0}{n}, \frac{2jg + j_0 + 1}{n} \right] \right\} \leq \frac{\pi}{2} \sum_{j=1}^{\lfloor \frac{n-1}{4g} \rfloor} A_{2jg+j_0}. \tag{B-16}
\end{aligned}$$

Note that  $A_j$  is monotonically decreasing in  $j$  such that  $\frac{1}{(j+\frac{1}{2})\pi} \leq A_j \leq \frac{1}{j\pi}$ . Moreover,  $A_{j-1} + A_{j+1} \geq 2A_j$  for all  $j \geq 2$ . Recall that we defined  $U_2 = \sum_{j=1}^{\lfloor \frac{n-1}{4g} \rfloor} A_{2jg-1}$ . We merge (B-14) and (B-16) together, apply the monotonicity and the convexity of  $A_j$ , and then we obtain

$$\sum_{j \neq j'} R(j/T_k - v) \leq \frac{\pi}{2} \sum_{j=1}^{\lfloor \frac{n-1}{4g} \rfloor} A_{2jg-j_0-1} + \frac{\pi}{2} \sum_{j=1}^{\lfloor \frac{n-1}{4g} \rfloor} A_{2jg+j_0} \leq \pi \sum_{j=1}^{\lfloor \frac{n-1}{4g} \rfloor} A_{2jg-1} = \pi U_2,$$

which leads to  $|\sum_{j \neq j'} \tilde{\mu}_{k,j}(v)| \leq \sum_{j \neq j'} |\tilde{\mu}_{k,j}(v)| \leq B_k \sum_{j \neq j'} R(v - j/T_k) \leq \pi B_k U_2$ .

We show that  $U_1 \geq U_2$  by revisiting their definitions as following

$$U_1 = \sum_{j=0}^{\lfloor \frac{n-2g-1}{4g} \rfloor} A_{(2j+1)g} \geq \sum_{j=0}^{\lfloor \frac{n-4g-1}{4g} \rfloor} A_{(2j+1)g} = \sum_{j=1}^{\lfloor \frac{n-1}{4g} \rfloor} A_{(2j-1)g} \geq \sum_{j=1}^{\lfloor \frac{n-1}{4g} \rfloor} A_{2jg-1} = U_2.$$

The last inequality is due to  $(2j-1)g < 2jg-1$  given  $g \geq 2$  in Assumption 3.

So far, we have proven

$$\sup_{v \in \bar{\mathcal{U}}_k} \left| \sum_{j=0}^{T_k-1} \tilde{\mu}_{k,j}(v) \right| \leq \pi B_k U_1 \text{ and } \sup_{v \in \mathcal{U}_k} \left| \sum_{j: |\frac{j}{T_k} - v| \geq \frac{g}{n}} \tilde{\mu}_{k,j}(v) \right| \leq \pi B_k U_2 \leq \pi B_k U_1. \tag{B-17}$$

Since  $\mathcal{V}_k \subseteq \mathcal{U}_k$ , we immediately have  $\sup_{v \in \mathcal{V}_k} \left| \sum_{j: |\frac{j}{T_k} - v| \geq \frac{g(n)}{n}} \tilde{\mu}_{k,j}(v) \right| \leq \pi B_k U_2$ . For  $v \in \bar{\mathcal{V}}_k$ , we can bound the leakage in  $\bar{\mathcal{V}}_k \cap \bar{\mathcal{U}}_k$  and  $\bar{\mathcal{V}}_k \cap \mathcal{U}_k$  separately, i.e.,  $\sup_{v \in \bar{\mathcal{V}}_k \cap \bar{\mathcal{U}}_k} \left| \sum_{j=0}^{T_k-1} \tilde{\mu}_{k,j}(v) \right| \leq \pi B_k U_1$  and  $\sup_{v \in \bar{\mathcal{V}}_k \cap \mathcal{U}_k} \left| \sum_{j: |\frac{j}{T_k} - v| \geq \frac{g}{n}} \tilde{\mu}_{k,j}(v) \right| \leq \pi B_k U_2 \leq \pi B_k U_1$ . Therefore,  $\sup_{v \in \bar{\mathcal{V}}_k} \left| \sum_{j=0}^{T_k-1} \tilde{\mu}_{k,j}(v) \right| \leq \pi B_k U_1$ . The lemma follows.  $\square$

**Proof of Lemma 3:** Suppose that  $B_k$  is attained at  $j'/T_k$ . We have

$$\begin{aligned}
\tilde{y}_k(j'/T_k) &= \tilde{\mu}_{k,j'}(j'/T_k) + \sum_{j \neq j'} \tilde{\mu}_{k,j}(j'/T_k) + \tilde{\epsilon}_k(j'/T_k) \\
\Rightarrow B_k = |\tilde{\mu}_{k,j'}(j'/T_k)| &\leq |\tilde{y}_k(j'/T_k)| + \left| \sum_{j \neq j'} \tilde{\mu}_{k,j}(j'/T_k) \right| + |\tilde{\epsilon}_k(j'/T_k)| \\
&\leq \sup_{v \in [0,1/2]} |\tilde{y}_k(v)| + \pi B_k U_2 + \sup_{v \in [0,1/2]} |\tilde{\epsilon}_k(v)|,
\end{aligned}$$

where the last inequality follows from Lemma 2. Therefore, the lemma follows.  $\square$

**Proof of Lemma 4:** The periodogram at a present frequency  $j'/T_k$  can be lower bounded by

$$\begin{aligned}
|\tilde{y}_k(j'/T_k)| &= \left| \tilde{\mu}_{k,j'}(j'/T_k) + \sum_{j \neq j'} \tilde{\mu}_{k,j}(j'/T_k) + \tilde{\epsilon}_k(j'/T_k) \right| \\
&\geq |\tilde{\mu}_{k,j'}(j'/T_k)| - \left| \sum_{j \neq j'} \tilde{\mu}_{k,j}(j'/T_k) \right| - \sup_{v \in [0,1/2]} |\tilde{\epsilon}_k(v)| \\
&\geq b_k - \pi B_k U_2 - \bar{\epsilon}_v,
\end{aligned} \tag{B-18}$$

with probability no less than  $1 - \frac{48}{n^{H^2-1}}$  according to definition of  $b_k$  in (12) and Lemma 1 and 2.

Next we examine the periodogram in set  $\mathcal{V}_k$  and  $\bar{\mathcal{V}}_k$  respectively. We find the following

$$\begin{aligned}
\sup_{v \in \mathcal{V}_k} |\tilde{y}_k(v)| &\leq |\tilde{\mu}_{k,j'}(v)| + \left| \sum_{j \neq j'} \tilde{\mu}_{k,j}(v) \right| + \sup_{v \in [0,1/2]} |\tilde{\epsilon}_k(v)| \leq B_k + \pi B_k U_2 + \bar{\epsilon}_v, \\
\sup_{v \in \bar{\mathcal{V}}_k} |\tilde{y}_k(v)| &\leq \left| \sum_{j=0}^{T_k-1} \tilde{\mu}_{k,j}(v) \right| + \sup_{v \in [0,1/2]} |\tilde{\epsilon}_k(v)| \leq \pi B_k U_1 + \bar{\epsilon}_v,
\end{aligned}$$

hold with probability no less than  $1 - \frac{48}{n^{H^2-1}}$  by using the definition of  $B_k$  in (11) and applying Lemma 1 and 2 again. Hence, with that probability as well, we have

$$\sup_{v \in [0,1/2]} |\tilde{y}_k(v)| \leq \max \left\{ \sup_{v \in \mathcal{V}_k} |\tilde{y}_k(v)|, \sup_{v \in \bar{\mathcal{V}}_k} |\tilde{y}_k(v)| \right\} \leq \max \{ \pi U_1, \pi U_2 + 1 \} B_k + \bar{\epsilon}_v. \tag{B-19}$$

By plugging (B-19) into the definition of  $\tau_k$  in (13), we can derive an upper bound on  $\tau_k$  as

$$\tau_k \leq \left( \frac{2\pi U_1}{1 - \pi U_2} + 1 \right) \bar{\epsilon}_v + \frac{\pi U_1}{1 - \pi U_2} \max \{ \pi U_1, \pi U_2 + 1 \} B_k. \tag{B-20}$$

Note that condition (14) specified in the lemma leads to the following

$$b_k - \pi B_k U_2 - \bar{\epsilon}_v \geq \left( \frac{2\pi U_1}{1 - \pi U_2} + 1 \right) \bar{\epsilon}_v + \frac{\pi U_1}{1 - \pi U_2} \max \{ \pi U_1, \pi U_2 + 1 \} B_k.$$

Therefore, by comparing (B-18) and (B-20), we can show that  $|\tilde{y}_k(j'/T_k)| > \tau_k$  holds for all present frequencies with probability no less than  $1 - \frac{48}{n^{H^2-1}}$ .  $\square$

**Proof of Lemma 5:** The following analysis relies on certain results developed in the proof of Lemma 1. Suppose that we divide each neighborhood  $[\frac{j}{T_k} - \frac{g}{n}, \frac{j}{T_k} + \frac{g}{n}]$  for  $j = 1, \dots, \lfloor \frac{T_k}{2} \rfloor$  into  $L_1 \in \mathbb{N}^+$  equal intervals, and thus there are totally  $\lfloor \frac{T_k}{2} \rfloor L_1$  intervals. We let  $v_1$  denote where  $\sup_{v \in \mathcal{U}_k} |\tilde{\epsilon}_k(v)|$  is attained, let  $v_2$  denote the midpoint of the interval where  $v_1$  falls in, and let  $\mathcal{G}_k$  denote the set of the mid-points of all the intervals. Since  $v_1$  is at most  $\frac{g}{nL_1}$  away from  $v_2$ , we can show the following according to the inequality (B-4),

$$\begin{aligned} \sup_{v \in \mathcal{U}_k} |\tilde{\epsilon}_k(v)| = |\tilde{\epsilon}_k(v_1)| &\leq |\tilde{\epsilon}_k(v_2)| + 2n\pi|v_1 - v_2| \sup_{v \in [0, 1/2]} |\tilde{\epsilon}_k(v)| \\ &\leq \max_{v \in \mathcal{G}_k} |\tilde{\epsilon}_k(v)| + \frac{2\pi g}{L_1} \sup_{v \in [0, 1/2]} |\tilde{\epsilon}_k(v)|. \end{aligned}$$

For any  $w_1, w_2 \in (0, 1)$  satisfying  $w_1 + w_2 = 1$ , by the union bound, we have

$$\mathbb{P} \left( \sup_{v \in \mathcal{U}_k} |\tilde{\epsilon}_k(v)| > \delta \right) \leq \mathbb{P} \left( \max_{v \in \mathcal{G}_k} |\tilde{\epsilon}_k(v)| > w_1 \delta \right) + \mathbb{P} \left( \frac{2\pi g}{L_1} \sup_{v \in [0, 1/2]} |\tilde{\epsilon}_k(v)| > w_2 \delta \right). \quad (\text{B-21})$$

By using the union bound again together with the inequality (B-3), we can show

$$\mathbb{P} \left( \max_{v \in \mathcal{G}_k} |\tilde{\epsilon}_k(v)| > w_1 \delta \right) \leq 4 \lfloor \frac{T_k}{2} \rfloor L_1 \exp \left( -\frac{n\delta^2 w_1^2}{4\sigma^2} \right) \leq \frac{nL_1}{g} \exp \left( -\frac{n\delta^2 w_1^2}{4\sigma^2} \right) \quad (\text{B-22})$$

given  $T_k < \frac{n}{2g}$  from Assumption 3. By applying inequality (B-5) for any  $L_2 \in \mathbb{N}^+$ , we have

$$\mathbb{P} \left( \frac{2\pi g}{L_1} \sup_{v \in [0, 1/2]} |\tilde{\epsilon}_k(v)| > w_2 \delta \right) \leq 4L_2 \exp \left( -\frac{n\delta^2 w_2^2 L_1^2}{16\pi^2 g^2 \sigma^2} \left( 1 - \frac{\pi n}{2L_2} \right)^2 \right). \quad (\text{B-23})$$

We calibrate parameters and choose  $L_1 = 200g$ ,  $L_2 = 50n$ ,  $w_1 = 0.965$ , and  $w_2 = 0.035$ . By substituting (B-22) and (B-23) into (B-21), we achieve

$$\mathbb{P} \left( \sup_{v \in \mathcal{U}_k} |\tilde{\epsilon}_k(v)| > \delta \right) \leq 200n \exp \left( -\frac{0.233n\delta^2}{\sigma^2} \right) + 200n \exp \left( -\frac{0.291n\delta^2}{\sigma^2} \right)$$

which completes the proof.  $\square$

**Proof of Lemma 6:** The idea applied in this proof is similar to that used in Lemma 4. By

applying Lemma 5 on the noise term in (B-18), the periodogram at a present frequency  $j'/T_k$  can be lower bounded by

$$|\tilde{y}_k(j'/T_k)| \geq |\tilde{\mu}_{k,j'}(j'/T_k)| - \left| \sum_{j \neq j'} \tilde{\mu}_{k,j}(j'/T_k) \right| - \sup_{v \in \mathcal{U}_k} |\tilde{\epsilon}_k(v)| \geq |b_{k,j'}| - \pi B_k U_2 - \frac{3}{4} \bar{\epsilon}_v \quad (\text{B-24})$$

with probability no less than  $1 - \frac{200}{n^{0.867H^2-1}} - \frac{200}{n^{0.694H^2-1}}$ .

Next we examine the periodogram in the region  $\mathcal{H}_{k,j'} := [\frac{j'}{T_k} - \frac{q}{n}, \frac{j'}{T_k} + \frac{q}{n}] \setminus [\frac{j'}{T_k} - \frac{1}{n}, \frac{j'}{T_k} + \frac{1}{n}]$ . Recall the definition of function  $R(\theta)$  in (B-6), and we note that for  $v \in \mathcal{H}_{k,j'}$ ,

$$R(j'/T_k - v) \leq \sup_{\theta \in [\frac{1}{n}, \frac{2}{n}]} R(\theta) = \sup_{\theta \in [\frac{1}{n}, \frac{2}{n}]} \left| \frac{\sin(\pi n \theta)}{n \sin(\pi \theta)} \right| \leq \frac{1}{n \sin(2\pi/n)} \leq \frac{1}{4},$$

where the last step follows from that  $n > 2gT_k \geq 4$  given in Assumption 3 and  $\sin(x) \geq 2x/\pi$  for  $x \in [0, \pi/2]$ . By applying Lemma 5 again, we find that

$$\begin{aligned} \sup_{v \in \mathcal{H}_{k,j'}} |\tilde{y}_k(v)| &\leq |\tilde{\mu}_{k,j'}(v)| + \left| \sum_{j \neq j'} \tilde{\mu}_{k,j}(v) \right| + \sup_{v \in \mathcal{U}_k} |\tilde{\epsilon}_k(v)| \\ &\leq |b_{k,j'}| R(j'/T_k - v) + \pi B_k U_2 + \frac{3}{4} \bar{\epsilon}_v \leq \frac{1}{4} |b_{k,j'}| + \pi B_k U_2 + \frac{3}{4} \bar{\epsilon}_v \end{aligned} \quad (\text{B-25})$$

holds with the same probability no less than  $1 - \frac{200}{n^{0.867H^2-1}} - \frac{200}{n^{0.694H^2-1}}$ .

Note that the condition specified in the lemma leads to the following

$$\begin{aligned} b_k \geq 2\bar{\epsilon}_v + \frac{8\pi}{3} U_2 B_k &\implies |b_{k,j'}| \geq 2\bar{\epsilon}_v + \frac{8\pi}{3} U_2 B_k \\ &\implies |b_{k,j'}| - \pi B_k U_2 - \frac{3}{4} \bar{\epsilon}_v \geq \frac{1}{4} |b_{k,j'}| + \pi B_k U_2 + \frac{3}{4} \bar{\epsilon}_v. \end{aligned}$$

By comparing (B-24) and (B-25), we conclude that  $|\tilde{y}_k(v_{j'}^*)| \geq |\tilde{y}_k(j'/T_k)| \geq \sup_{v \in \mathcal{H}_{k,j'}} |\tilde{y}_k(v)|$ . Therefore,  $v_{j'}^* = \arg \sup_{v \in [\frac{j'}{T_k} - \frac{q}{n}, \frac{j'}{T_k} + \frac{q}{n}]} |\tilde{y}_k(v)|$  is not attained in  $\mathcal{H}_{k,j'}$  but in  $[\frac{j'}{T_k} - \frac{1}{n}, \frac{j'}{T_k} + \frac{1}{n}]$ .  $\square$

### B.3 Proofs in Section 4.2

The proofs of following lemmas lead to an upper bound on the regret of the oracle policy  $\tilde{\pi}$ , and the proof outline is related to Auer (2002) and Li et al. (2017). Recall that the oracle knows the periods of all arms in advance and applies the true values  $T_k$  instead of the estimations  $\hat{T}_k$  in Algorithm 2. As a consequence, we keep in mind that  $C_{k,t}$ ,  $m_{k,t}^{(s)}$  and  $w_{k,t}^{(s)}$  originally defined in (8), (9) and (10) are modified as  $\tilde{C}_{k,t}$ ,  $\tilde{m}_{k,t}^{(s)}$  and  $\tilde{w}_{k,t}^{(s)}$  given in (16), (17) and (18) respectively.

**Proof of Lemma 7:** An epoch  $t$  can only be added to  $\Psi^{(s)}(t)$  in Step 10 of Algorithm 2, and this action of set expansion only depends on rewards observed in  $\bar{\Psi}$  and at epochs  $j \in \cup_{s' < s} \Psi^{(s')}(t)$  as

well as the confidence intervals  $\tilde{w}_{k,t}^{(s)}$  for  $k \in \mathcal{K}$ . The definition (18) shows that  $\tilde{w}_{k,t}^{(s)}$  does not depend on the values of the rewards observed at epochs from  $\Psi^{(s)}(t)$ . Hence, we conclude the proof.  $\square$

The conditional independence property established in Lemma 7 allows us to apply concentration inequalities in the regret analysis. Next, we provide an additional technical lemma to facilitate the proof of Lemma 8.

**Lemma 12.** *Suppose that  $\{X_t : t \in \mathbb{N}^+\}$  are independent sub-Gaussian random variables with parameter  $\sigma$ . Let  $q_t = \frac{1}{t} \sum_{j=1}^t X_j$ . For any  $\delta_0 \in (0, 1)$ , then  $\mathbb{P} \left( \exists t \geq 1, |q_t| \geq \sqrt{\frac{4\sigma^2}{t} \log \left( \frac{4t}{\delta_0} \right)} \right) \leq \delta_0$ .*

*Proof.* Define  $Q_n = \sum_{j=1}^n X_j$ . Since  $Q_n$  is the sum of independent sub-Gaussian random variables,  $Q_n$  is sub-Gaussian with parameter  $\sqrt{n}\sigma$ , and  $\mathbb{E}[\exp(\lambda Q_n)] \leq \exp(\frac{1}{2}n\sigma^2\lambda^2)$  holds for all  $\lambda \in \mathbb{R}$  according to the sub-Gaussian property described in Assumption 2. For any  $\eta > 0$ , we have the following by choosing  $\lambda = \frac{\eta}{n\sigma^2}$ ,

$$\begin{aligned} \mathbb{P}(\exists t \leq n, Q_t \geq \eta) &= \mathbb{P} \left( \max_{t \leq n} \exp(\lambda Q_t) \geq \exp(\lambda \eta) \right) \\ &\leq \frac{\mathbb{E}[\exp(\lambda Q_n)]}{\exp(\lambda \eta)} \leq \exp \left( \frac{1}{2}n\sigma^2\lambda^2 - \lambda \eta \right) = \exp \left( -\frac{\eta^2}{2n\sigma^2} \right). \end{aligned}$$

The first inequality holds from Doob's submartingale inequality and the fact that  $Q_t$  is a submartingale with respect to the filtration generated by  $X_1, \dots, X_n$ .

By symmetry, we also have  $\mathbb{P}(\exists t \leq n, Q_t \leq -\eta) \leq \exp \left( -\frac{\eta^2}{2n\sigma^2} \right)$ , and therefore

$$\mathbb{P}(\exists t \leq n, |Q_t| \geq \eta) \leq 2 \exp \left( -\frac{\eta^2}{2n\sigma^2} \right). \quad (\text{B-26})$$

Then, we can show

$$\begin{aligned} &\mathbb{P} \left( \exists t \geq 1, |Q_t| \geq \sqrt{4\sigma^2 t \log \left( \frac{4t}{\delta_0} \right)} \right) \\ &\leq \sum_{j=0}^{\infty} \mathbb{P} \left( 2^j \leq t < 2^{j+1}, |Q_t| \geq \sqrt{4\sigma^2 t \log \left( \frac{4t}{\delta_0} \right)} \right) \\ &\leq \sum_{j=0}^{\infty} \mathbb{P} \left( 1 \leq t \leq 2^{j+1}, |Q_t| \geq \sqrt{4\sigma^2 \cdot 2^j \cdot \log \left( \frac{4 \cdot 2^j}{\delta_0} \right)} \right) \\ &\leq \sum_{j=0}^{\infty} 2 \exp \left( -\frac{1}{2 \cdot 2^{j+1}\sigma^2} \cdot 4\sigma^2 \cdot 2^j \cdot \log \left( \frac{4 \cdot 2^j}{\delta_0} \right) \right) = \sum_{j=0}^{\infty} \frac{\delta_0}{2^{j+1}} = \delta_0, \end{aligned}$$

where the first inequality follows the union bound and the last inequality applies the knowledge of (B-26). The lemma follows immediately by dividing  $Q_t$  by  $t$ .  $\square$

**Proof of Lemma 8:** Recall that  $\tilde{m}_{k,t}^{(s)}$  given in (17) computes the average of sample rewards selected from  $\Psi^{(s)}(t) \cup \bar{\Psi}$ . Let  $\tilde{m}_{k,t}^{(s)}(\bar{\Psi})$  and  $\tilde{m}_{k,t}^{(s)}(\Psi^{(s)}(t))$  denote the average of sample rewards selected from  $\bar{\Psi}$  and  $\Psi^{(s)}(t)$  separately, i.e.,

$$\begin{aligned}\tilde{m}_{k,t}^{(s)}(\bar{\Psi}) &= \frac{1}{\tilde{C}_{k,t}(\bar{\Psi})} \sum_{\substack{j \in \bar{\Psi}: \\ \tilde{\pi}_j = k, j \equiv t \pmod{T_k}}} Y_{k,j}, \\ \tilde{m}_{k,t}^{(s)}(\Psi^{(s)}(t)) &= \frac{1}{\tilde{C}_{k,t}(\Psi^{(s)}(t))} \sum_{\substack{j \in \Psi^{(s)}(t): \\ \tilde{\pi}_j = k, j \equiv t \pmod{T_k}}} Y_{k,j}.\end{aligned}$$

Then,  $\tilde{m}_{k,t}^{(s)}$  can be expressed as a linear combination

$$\tilde{m}_{k,t}^{(s)} = \frac{\tilde{C}_{k,t}(\bar{\Psi})}{\tilde{C}_{k,t}(\Psi^{(s)}(t) \cup \bar{\Psi})} \tilde{m}_{k,t}^{(s)}(\bar{\Psi}) + \frac{\tilde{C}_{k,t}(\Psi^{(s)}(t))}{\tilde{C}_{k,t}(\Psi^{(s)}(t) \cup \bar{\Psi})} \tilde{m}_{k,t}^{(s)}(\Psi^{(s)}(t)). \quad (\text{B-27})$$

To simplify notations, we also introduce

$$\begin{aligned}\tilde{w}_{k,t}^{(s)}(\bar{\Psi}) &= \sqrt{\frac{4\sigma^2}{\tilde{C}_{k,t}(\bar{\Psi})} \log \left( \frac{8d\tilde{C}_{k,t}(\bar{\Psi})}{\delta} \right)}, \\ \tilde{w}_{k,t}^{(s)}(\Psi^{(s)}(t)) &= \sqrt{\frac{4\sigma^2}{\tilde{C}_{k,t}(\Psi^{(s)}(t))} \log \left( \frac{8d\tilde{C}_{k,t}(\Psi^{(s)}(t))}{\delta} \right)},\end{aligned}$$

and then the confidence width  $\tilde{w}_{k,t}^{(s)}$  given in (18) can also be expressed as a linear combination

$$\tilde{w}_{k,t}^{(s)} = \frac{\tilde{C}_{k,t}(\bar{\Psi})}{\tilde{C}_{k,t}(\Psi^{(s)}(t) \cup \bar{\Psi})} \tilde{w}_{k,t}^{(s)}(\bar{\Psi}) + \frac{\tilde{C}_{k,t}(\Psi^{(s)}(t))}{\tilde{C}_{k,t}(\Psi^{(s)}(t) \cup \bar{\Psi})} \tilde{w}_{k,t}^{(s)}(\Psi^{(s)}(t)). \quad (\text{B-28})$$

We first examine samples selected from  $\bar{\Psi}$ . Since the rewards  $\{Y_{k,j} : j \in \bar{\Psi}\}$  observed in stage one are independent sub-Gaussian random variables with mean  $\mu_{k,t}$ , by applying Lemma 12 with  $\delta_0$  chosen as  $\frac{\delta}{2d}$ , then for all arm  $k \in \mathcal{K}$ , round  $s \in \mathcal{S}$  and phase  $p = 1, \dots, T_k$ , we can show

$$\mathbb{P} \left( \bigcup_{\substack{t \in \Psi^{(s)}(T): \\ \tilde{\pi}_t = k, t \equiv p \pmod{T_k}}} \left\{ \left| \tilde{m}_{k,t}^{(s)}(\bar{\Psi}) - \mu_{k,t} \right| \geq \tilde{w}_{k,t}^{(s)}(\bar{\Psi}) \right\} \right) \leq \frac{\sigma}{2d}. \quad (\text{B-29})$$

Next we examine samples selected from  $\Psi^{(s)}(t)$ . Lemma 7 states that the rewards  $\{Y_{k,j} : j \in \Psi^{(s)}(t), \tilde{\pi}_j = k, j \equiv t \pmod{T_k}\}$  are conditionally independent sub-Gaussian random variables with mean  $\mu_{k,t}$ . Again by applying Lemma 12 with  $\delta_0$  chosen as  $\frac{\delta}{2d}$ , we have the following conditional



probability bound

$$\mathbb{P}\left(\bigcup_{\substack{t \in \Psi^{(s)}(T): \\ \tilde{\pi}_t = k, t \equiv p \pmod{T_k}}} \left\{ \left| \tilde{m}_{k,t}^{(s)}(\Psi^{(s)}(t)) - \mu_{k,t} \right| \geq \tilde{w}_{k,t}^{(s)}(\Psi^{(s)}(t)) \right. \right. \\ \left. \left. \left| \Psi^{(s)}(t), \tilde{\pi}_j \text{ for } j \in \Psi^{(s)}(t), Y_{\tilde{\pi}_\tau, \tau} \text{ for } \tau \in \bar{\Psi} \right\} \right) \leq \frac{\sigma}{2d}. \quad (\text{B-30})$$

Taking expectation of both sides, the above bound holds for the unconditional probability as well.

Given the linear combination expressions of  $\tilde{m}_{k,t}^{(s)}$  and  $\tilde{w}_{k,t}^{(s)}$  in (B-27) and (B-28), by applying union bound and using (B-29) and (B-30), we have

$$\begin{aligned} & \mathbb{P}\left(\bigcup_{\substack{t \in \Psi^{(s)}(T): \\ \tilde{\pi}_t = k, t \equiv p \pmod{T_k}}} \left\{ \left| \tilde{m}_{k,t}^{(s)} - \mu_{k,t} \right| \geq \tilde{w}_{k,t}^{(s)} \right\}\right) \\ & \leq \mathbb{P}\left(\bigcup_{\substack{t \in \Psi^{(s)}(T): \\ \tilde{\pi}_t = k, t \equiv p \pmod{T_k}}} \left\{ \left| \tilde{m}_{k,t}^{(s)}(\bar{\Psi}) - \mu_{k,t} \right| \geq \tilde{w}_{k,t}^{(s)}(\bar{\Psi}) \right\}\right) \\ & \quad + \mathbb{P}\left(\bigcup_{\substack{t \in \Psi^{(s)}(T): \\ \tilde{\pi}_t = k, t \equiv p \pmod{T_k}}} \left\{ \left| \tilde{m}_{k,t}^{(s)}(\Psi^{(s)}(t)) - \mu_{k,t} \right| \geq \tilde{w}_{k,t}^{(s)}(\Psi^{(s)}(t)) \right\}\right) \leq \frac{\delta}{d}. \end{aligned} \quad (\text{B-31})$$

Taking the union bound of (B-31) over  $p, k$  and  $s$ , we have:

$$\mathbb{P}\left(\bigcup_{\substack{s \in \mathcal{S}, k \in \mathcal{K}, \\ p=1, \dots, T_k}} \bigcup_{\substack{t \in \Psi^{(s)}(T): \\ \tilde{\pi}_t = k, t \equiv p \pmod{T_k}}} \left\{ \left| \tilde{m}_{k,t}^{(s)} - \mu_{k,t} \right| \geq \tilde{w}_{k,t}^{(s)} \right\}\right) \leq \frac{\delta}{d} S \sum_{k=1}^K T_k = \delta S,$$

which leads to the lemma.  $\square$

**Proof of Lemma 9:** We prove part 1 by induction. The lemma holds for  $s' = 1$  and suppose that we have  $\pi_t^* \in \mathcal{A}_{s'}$  as well. When Algorithm 2 proceeds to round  $s' + 1$ , we know from Step (14) that a narrow confidence bound less than  $2^{-s'}\sigma$  is obtained for arms of round  $s'$ . Given event  $\mathcal{E}$ , we have  $\left| \tilde{m}_{k,t}^{(s')} - \mu_{k,t} \right| \leq \tilde{w}_{k,t}^{(s')} \leq 2^{-s'}\sigma$  for all  $k \in \mathcal{A}_{s'}$ . Then, the optimality of  $\pi_t^* \in \mathcal{A}_{s'}$  implies

$$\tilde{m}_{\pi_t^*, t}^{(s')} \geq \mu_{\pi_t^*, t} - 2^{-s'}\sigma \geq \mu_{k,t} - 2^{-s'}\sigma \geq \tilde{m}_{k,t}^{(s')} - 2^{1-s'}\sigma$$

for all  $k \in \mathcal{A}_{s'}$ , which guarantees that  $\pi_t^*$  is selected to next round  $s' + 1$  by Step 15. Therefore, the lemma holds for  $s' + 1$  with  $\pi_t^* \in \mathcal{A}_{s'+1}$  and the induction follows.

Suppose  $\tilde{\pi}_t$  is chosen at Step 9 in round  $s$ . If  $s = 1$ , part 2 of the lemma holds obviously according to Assumption 1. If  $s \geq 2$ , since part 1 showed  $\pi_t^* \in \mathcal{A}_s$ , the condition of Step 14 in

round  $s - 1$  implies  $\left| \tilde{m}_{k,t}^{(s-1)} - \mu_{k,t} \right| \leq 2^{1-s} \sigma$  for both  $k = \tilde{\pi}_t$  and  $k = \pi_t^*$ , and Step 15 in stage  $s - 1$  implies  $\tilde{m}_{\tilde{\pi}_t,t}^{(s-1)} \geq \tilde{m}_{\pi_t^*,t}^{(s-1)} - 2^{2-s} \sigma$ . By combining these inequalities together, we can prove part 3 as

$$\mu_{\tilde{\pi}_t,t} \geq \tilde{m}_{\tilde{\pi}_t,t}^{(s-1)} - 2^{1-s} \sigma \geq \tilde{m}_{\pi_t^*,t}^{(s-1)} - 3 \cdot 2^{1-s} \sigma \geq \mu_{\pi_t^*,t} - 4 \cdot 2^{1-s} \sigma.$$

If  $\tilde{\pi}_t$  is chosen in Step 12, then we have  $\tilde{m}_{\tilde{\pi}_t,t}^{(s)} \geq \tilde{m}_{\pi_t^*,t}^{(s)}$  and  $\left| \tilde{m}_{k,t}^{(s)} - \mu_{k,t} \right| \leq \frac{\sigma}{\sqrt{T}}$  for both  $k = \tilde{\pi}_t$  and  $k = \pi_t^*$ . Therefore, part 4 follows through a similar argument as that used in the proof above,

$$\mu_{\tilde{\pi}_t,t} \geq \tilde{m}_{\tilde{\pi}_t,t}^{(s)} - \frac{\sigma}{\sqrt{T}} \geq \tilde{m}_{\pi_t^*,t}^{(s-1)} - \frac{\sigma}{\sqrt{T}} \geq \mu_{\pi_t^*,t} - \frac{2\sigma}{\sqrt{T}}.$$

□

Lemma 13 is a technical result that is used in the proof of Lemma 10.

**Lemma 13.** For all  $s \in \mathcal{S}$ , then  $\sum_{t \in \Psi^{(s)}(T)} \tilde{w}_{\tilde{\pi}_t,t}^{(s)} \leq 4\sigma \sqrt{|\Psi^{(s)}(T)| d \log \left( \frac{8T}{\delta} \right) \log \left( \frac{T}{d} \right)}.$

*Proof of Lemma 13:* Recall the definition of  $\tilde{w}_{\tilde{\pi}_t,t}^{(s)}$  in (18). To bound the first term, we have

$$\begin{aligned} & \sum_{t \in \Psi^{(s)}(T)} \frac{\tilde{C}_{\tilde{\pi}_t,t}(\bar{\Psi})}{\tilde{C}_{\tilde{\pi}_t,t}(\Psi^{(s)}(t) \cup \bar{\Psi})} \sqrt{\frac{4\sigma^2}{\tilde{C}_{\tilde{\pi}_t,t}(\bar{\Psi})} \log \left( \frac{8d\tilde{C}_{\tilde{\pi}_t,t}(\bar{\Psi})}{\delta} \right)} \\ &= \sum_{t \in \Psi^{(s)}(T)} 2\sigma \sqrt{\frac{\tilde{C}_{\tilde{\pi}_t,t}(\bar{\Psi})}{\tilde{C}_{\tilde{\pi}_t,t}^2(\Psi^{(s)}(t) \cup \bar{\Psi})} \log \left( \frac{8d\tilde{C}_{\tilde{\pi}_t,t}(\bar{\Psi})}{\delta} \right)} \\ &\leq 2\sigma \sqrt{|\Psi^{(s)}(T)| \sum_{t \in \Psi^{(s)}(T)} \frac{\tilde{C}_{\tilde{\pi}_t,t}(\bar{\Psi})}{\tilde{C}_{\tilde{\pi}_t,t}(\Psi^{(s)}(t) \cup \bar{\Psi})} \log \left( \frac{8d\tilde{C}_{\tilde{\pi}_t,t}(\bar{\Psi})}{\delta} \right)} \end{aligned} \tag{B-32}$$

$$\leq 2\sigma \sqrt{|\Psi^{(s)}(T)| \sum_{t \in \Psi^{(s)}(T)} \frac{1}{\tilde{C}_{\tilde{\pi}_t,t}(\Psi^{(s)}(t) \cup \bar{\Psi})} \log \left( \frac{8d\tilde{C}_{\tilde{\pi}_t,t}(\Psi^{(s)}(t) \cup \bar{\Psi})}{\delta} \right)}. \tag{B-33}$$

To obtain (B-32), we apply the Jensen's inequality:  $\sum_{j=1}^J \sqrt{x_j} \leq \sqrt{J \sum_{j=1}^J x_j}$ . To get (B-33), we use the fact that  $\tilde{C}_{\tilde{\pi}_t,t}(\bar{\Psi}) \leq \tilde{C}_{\tilde{\pi}_t,t}(\Psi^{(s)}(t) \cup \bar{\Psi})$  since the counting function is non-decreasing when the argument set expands.

We reorganize the sum term in the square root of (B-33) by grouping over  $k$  and  $p$  as following,

$$\begin{aligned}
& \sum_{t \in \Psi^{(s)}(T)} \frac{1}{\tilde{C}_{\tilde{\pi}_t, t}(\Psi^{(s)}(t) \cup \bar{\Psi})} \log \left( \frac{8d\tilde{C}_{\tilde{\pi}_t, t}(\Psi^{(s)}(t) \cup \bar{\Psi})}{\delta} \right) \\
&= \sum_{k=1}^K \sum_{p=1}^{T_k} \sum_{\substack{t \in \Psi^{(s)}(T): \\ \tilde{\pi}_t=k, \ t \equiv p \pmod{T_k}}} \frac{1}{\tilde{C}_{k,p}(\Psi^{(s)}(t) \cup \bar{\Psi})} \log \left( \frac{8d\tilde{C}_{k,p}(\Psi^{(s)}(t) \cup \bar{\Psi})}{\delta} \right) \\
&\leq \sum_{k=1}^K \sum_{p=1}^{T_k} \log \left( \frac{8d\tilde{C}_{k,p}(\Psi^{(s)}(T) \cup \bar{\Psi})}{\delta} \right) \sum_{\substack{t \in \Psi^{(s)}(T): \\ \tilde{\pi}_t=k, \ t \equiv p \pmod{T_k}}} \frac{1}{\tilde{C}_{k,p}(\Psi^{(s)}(t) \cup \bar{\Psi})} \tag{B-34}
\end{aligned}$$

$$\leq \sum_{k=1}^K \sum_{p=1}^{T_k} \log \left( \frac{8d\tilde{C}_{k,p}(\Psi^{(s)}(T) \cup \bar{\Psi})}{\delta} \right) \sum_{j=2}^{\tilde{C}_{k,p}(\Psi^{(s)}(T) \cup \bar{\Psi})} \frac{1}{j} \tag{B-35}$$

$$\leq \sum_{k=1}^K \sum_{p=1}^{T_k} \log \left( \frac{8d\tilde{C}_{k,p}(\Psi^{(s)}(T) \cup \bar{\Psi})}{\delta} \right) \log \left( \tilde{C}_{k,p}(\Psi^{(s)}(T) \cup \bar{\Psi}) \right) \tag{B-36}$$

$$\leq d \log \left( \frac{8d}{\delta} \cdot \frac{1}{d} \sum_{k=1}^K \sum_{p=1}^{T_k} \tilde{C}_{k,p}(\Psi^{(s)}(T) \cup \bar{\Psi}) \right) \log \left( \frac{1}{d} \sum_{k=1}^K \sum_{p=1}^{T_k} \tilde{C}_{k,p}(\Psi^{(s)}(T) \cup \bar{\Psi}) \right) \tag{B-37}$$

$$\leq d \log \left( \frac{8T}{\delta} \right) \log \left( \frac{T}{d} \right). \tag{B-38}$$

To derive (B-34), we use the fact that  $\tilde{C}_{k,p}(\Psi^{(s)}(t) \cup \bar{\Psi}) \leq \tilde{C}_{k,p}(\Psi^{(s)}(T) \cup \bar{\Psi})$ . Noticing the counting nature of  $\tilde{C}_{k,p}$ , we rewrite the last sum term in (B-34) to obtain (B-35), where the corresponding summation index starts from  $j = 2$  because an arm was pulled at each phase for at least twice during stage one given  $T_k \leq \frac{n}{2g} \leq \frac{n}{2}$  in Assumption 3. Hence, we use the upper bound on the harmonic series  $\sum_{j=2}^J j^{-1} \leq \log(J)$  to establish (B-36). We apply Jensen's inequality to obtain (B-37) because  $\log(\frac{8dx}{\delta}) \log(x)$  is a concave function on  $x \geq 2$  given  $d \geq 2$  and  $\delta \in (0, 1)$  and  $\sum_{k=1}^K \sum_{p=1}^{T_k} 1 = d$ . Inequality (B-38) holds due to the fact that  $\sum_{k=1}^K \sum_{p=1}^{T_k} \tilde{C}_{k,p}(\Psi^{(s)}(T) \cup \bar{\Psi}) \leq T$ .

Finally, by plugging (B-38) back into (B-33), we can show

$$\sum_{t \in \Psi^{(s)}(T)} \frac{\tilde{C}_{\tilde{\pi}_t, t}(\bar{\Psi})}{\tilde{C}_{\tilde{\pi}_t, t}(\Psi^{(s)}(t) \cup \bar{\Psi})} \sqrt{\frac{4\sigma^2}{\tilde{C}_{\tilde{\pi}_t, t}(\bar{\Psi})} \log \left( \frac{8d\tilde{C}_{\tilde{\pi}_t, t}(\bar{\Psi})}{\delta} \right)} \leq 2\sigma \sqrt{|\Psi^{(s)}(T)| d \log \left( \frac{8T}{\delta} \right) \log \left( \frac{T}{d} \right)}.$$

The above derivation works through on the second term in (18) as well, and thus we also have

$$\sum_{t \in \Psi^{(s)}(T)} \frac{\tilde{C}_{\tilde{\pi}_t, t}(\Psi^{(s)}(t))}{\tilde{C}_{\tilde{\pi}_t, t}(\Psi^{(s)}(t) \cup \bar{\Psi})} \sqrt{\frac{4\sigma^2}{\tilde{C}_{\tilde{\pi}_t, t}(\Psi^{(s)}(t))} \log \left( \frac{8d\tilde{C}_{\tilde{\pi}_t, t}(\Psi^{(s)}(t))}{\delta} \right)} \leq 2\sigma \sqrt{|\Psi^{(s)}(T)| d \log \left( \frac{8T}{\delta} \right) \log \left( \frac{T}{d} \right)}.$$

Summing up the these two terms completes the proof.  $\square$

**Proof of Lemma 10:** Suppose that event  $\mathcal{E}$  holds on a sample path, and thus the corresponding pseudo regret incurred by the oracle policy can be bounded as following

$$R_T^{\tilde{\pi}} \leq nK + |\Psi^{(1)}(T)| + \sum_{s=2}^S \frac{8\sigma}{2^s} |\Psi^{(s)}(T)| + \frac{2\sigma}{\sqrt{T}} \left( T - nK - \sum_{s=1}^S |\Psi^{(s)}(T)| \right). \quad (\text{B-39})$$

Note that the first term in (B-39) bounds the regret accumulated in stage one, and the other three terms bounds the regret incurred in stage two by applying part 2 - 4 of Lemma 9.

We examine the second and third terms in (B-39) and combine them together as

$$|\Psi^{(1)}(T)| + \sum_{s=2}^S \frac{8\sigma}{2^s} |\Psi^{(s)}(T)| \leq \max \left\{ \frac{1}{4\sigma}, 1 \right\} \sum_{s=1}^S \frac{8\sigma}{2^s} |\Psi^{(s)}(T)| \leq \left( \frac{2}{\sigma} + 8 \right) \sum_{s=1}^S \frac{\sigma}{2^s} |\Psi^{(s)}(T)|. \quad (\text{B-40})$$

Note that Step 8 of Algorithm 2 ensures that  $\tilde{w}_{\tilde{\pi}_t, t}^{(s)} \geq 2^{-s}\sigma$  holds for any round  $s \in \mathcal{S}$ . Hence, we continue deriving the inequality (B-40) as following

$$\begin{aligned} (\text{B-40}) &\leq \left( \frac{2}{\sigma} + 8 \right) \sum_{s=1}^S \sum_{t \in \Psi^{(s)}(T)} \tilde{w}_{\tilde{\pi}_t, t}^{(s)} \\ &\leq (8 + 32\sigma) \sum_{s=1}^S \sqrt{|\Psi^{(s)}(T)| d \log \left( \frac{8T}{\delta} \right) \log \left( \frac{T}{d} \right)} \end{aligned} \quad (\text{B-41})$$

$$\leq (8 + 32\sigma) \sqrt{S \sum_{s=1}^S |\Psi^{(s)}(T)| d \log \left( \frac{8T}{\delta} \right) \log \left( \frac{T}{d} \right)} \quad (\text{B-42})$$

$$\leq (10 + 40\sigma) \sqrt{T d \log(T) \log \left( \frac{8T}{\delta} \right) \log \left( \frac{T}{d} \right)}. \quad (\text{B-43})$$

We apply Lemma 13 to establish (B-41) and apply Jensen's Inequality to develop (B-42). The last step (B-43) is due to  $\sum_{s=1}^S |\Psi^{(s)}(T)| \leq T$  and  $\sqrt{S} \leq \sqrt{\frac{\log(T)}{\log 2}} \leq \frac{5}{4} \sqrt{\log(T)}$  as  $S = \lfloor \log_2 T \rfloor$ .

We also have  $nK \leq \sqrt{TK}$  as  $n = \lfloor \sqrt{T/K} \rfloor$ , so the bound conditional on event  $\mathcal{E}$  given in (B-39) can be further derived as

$$R_T^{\tilde{\pi}} \leq \sqrt{TK} + (10 + 40\sigma) \sqrt{T d \log(T) \log \left( \frac{8T}{\delta} \right) \log \left( \frac{T}{d} \right)} + 2\sigma\sqrt{T}.$$

Given  $\mathbb{P}(\mathcal{E}) \geq 1 - \delta S$  by Lemma 8, if choosing  $\delta = 8T^{-1}$ , we have

$$\begin{aligned}
\mathbb{E}[R_T^{\tilde{\pi}} \mathbf{1}_{\mathcal{E}}] &\leq \sqrt{TK} + (10 + 40\sigma) \sqrt{Td \log(T) \log(T^2) \log\left(\frac{T}{d}\right)} + 2\sigma\sqrt{T} \\
&\leq (11\sqrt{2} + 42\sqrt{2}\sigma) \sqrt{Td \log^2(T) \log\left(\frac{T}{d}\right)} \\
\mathbb{E}[R_T^{\tilde{\pi}} \mathbf{1}_{\mathcal{E}^c}] &\leq T(1 - \mathbb{P}(\mathcal{E})) \leq T \cdot \frac{8S}{T} = 8S = 8\lfloor \log_2 T \rfloor \leq 9\sqrt{2} \log(T).
\end{aligned}$$

Therefore, the expected regret of the oracle policy can be bounded as

$$\mathbb{E}[R_T^{\tilde{\pi}}] = \mathbb{E}[R_T^{\tilde{\pi}} \mathbf{1}_{\mathcal{E}}] + \mathbb{E}[R_T^{\tilde{\pi}} \mathbf{1}_{\mathcal{E}^c}] \leq (20\sqrt{2} + 42\sqrt{2}\sigma) \sqrt{Td \log^2(T) \log\left(\frac{T}{d}\right)},$$

which leads to the lemma  $\mathbb{E}[R_T^{\tilde{\pi}}] \leq \text{Constant} \cdot \sqrt{Td \log^2(T) \log(T/d)}$  where the *Constant* is not related to  $T$ ,  $K$  or any  $T_k$  for  $k \in \mathcal{K}$ .  $\square$