

New Constraints on Supersymmetry Using Neutrino Telescopes

Meighen-Berger S.^{a,1,*}, Agostini M.^{b,a}, Ibarra A.^a, Krings K.^a, Niederhausen H.^a, Rappelt A.^a, Resconi E.^a, Turcati A.^a

^a*Technische Universität München, James-Frank-Straße, 85748, Garching, Germany*

^b*Department of Physics and Astronomy, University College London, Gower Street, London WC1E 6BT, UK*

Abstract

We demonstrate that megaton-mass neutrino telescopes are able to observe the signal from long-lived particles beyond the Standard Model, in particular the stau, the supersymmetric partner of the tau lepton. Its signature is an excess of charged particle tracks with horizontal arrival directions and energy deposits between 0.1 and 1 TeV inside the detector. We exploit this previously-overlooked signature to search for stau particles in the publicly available IceCube data. The data shows no evidence of physics beyond the Standard Model. We derive a new lower limit on the stau mass of 320 GeV (95% C.L.) and estimate that this new approach, when applied to the full data set available to the IceCube collaboration, will reach word-leading sensitivity to the stau mass ($m_{\tilde{\tau}} = 450$ GeV).

New long-lived particles are an integral part of many theories beyond the Standard Model (SM). Supersymmetry, for example, predicts the existence of the stau, the supersymmetric partner of the tau lepton. The stau is long-lived in scenarios in which the gravitino is the lightest among all supersymmetric partners, and the stau is the next-to-lightest. In this case, and provided R-parity is conserved, the stau can only decay into a gravitino and a tau lepton. The width of this decay is suppressed by the scale of supersymmetry breaking (for a review, see [1]). As a result, the stau lifetime can be as long as several seconds, minutes or even years, depending on the model parameters. The most sensitivity searches for the stau have been performed at the Large Hadron Collider by the ATLAS and CMS collaborations. Using the mass of the stau ($m_{\tilde{\tau}}$) as a free parameter, they reported $m_{\tilde{\tau}} \geq 430$ GeV and $m_{\tilde{\tau}} \geq 240$ GeV at 95% C.L. respectively [2]. For these limits in particular, the stau's mass is the only parameter of interest, due to the assumed Drell-Yan production.

Stau searches have also been proposed in the context of megaton-mass neutrino telescopes. Highly energetic cosmic particles (cosmic rays and neutrinos) colliding with nucleons in the Earth's at-

mosphere are capable of producing staus. These in turn would then appear as charged particles in the detectors. In particular, they would appear as charged particles propagating through the detector, so-called tracks. For such events, other particles producing charged tracks would act as a background, mainly atmospheric muons and muons produced by neutrinos. Figure 1 shows the relative fluxes at the surface. The orders of magnitude difference between the stau flux and background makes disentangling them difficult, even for a low stau mass of 100 GeV. The neutrino flux is divided into its primary contributors. These are the astrophysical flux, the conventional flux from the decay of π and K mesons and the prompt flux from the decay of heavier mesons.

One proposed strategy to disentangle staus from the background is to search for stau pairs. Due to the highly relativistic boosting, the two staus would move in the same direction, cross the detector simultaneously, and thus give rise to two parallel tracks — a smoking-gun signature. [5, 6, 7, 8, 9, 10]. However, current telescopes can not distinguish these events from the overwhelming background, single tracks from cosmic ray muons ($hN \rightarrow \mu X$) and/or from charged-current muon neutrino interactions ($\nu N \rightarrow \mu X$), unless the two stau tracks have a large separation (in IceCube by ~ 135 meters [11, 12]). Thus, the majority ($\sim 99.9\%$) of the

*Corresponding author

¹stephan.meighen-berger@tum.de

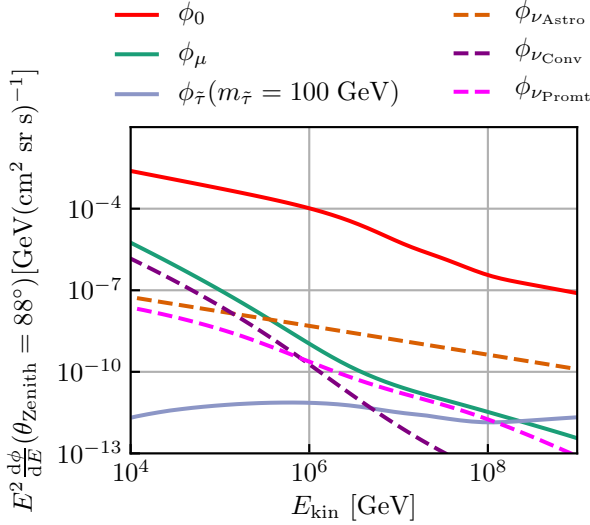


Figure 1: Predicted cosmic ray flux, ϕ_0 (red), muon flux (ϕ_μ) (green), muon neutrino flux ϕ_ν (dashed) and stau flux ϕ_τ (blue) at the surface above the IceCube detector at $\theta_{\text{Zenith}} = 88^\circ$. The neutrino flux is further split into its components, the astrophysical flux (orange), conventional flux (purple) and prompt flux (magenta). The stau mass was set here to 100 GeV and the interaction model Sibyll 2.3c [3] and primary model and H4a [4] were used. The low stau flux, when compared to muon and neutrino fluxes, makes searches using neutrino telescopes challenging.

potential stau particles would go undetected.

In this letter we discuss how neutrino telescopes, in particular IceCube, can exploit a different signature to observe, on a statistical basis, a stau signal. At the energies of interest, staus are expected to be significantly more penetrating than muons of the same energy, because they essentially do not lose energy through stochastic processes [9]. Hence, for nearly horizontal trajectories, tens of kilometers of ice shield IceCube from the vast majority of muons but not from staus. We thus search for an excess of track events over the background expected from muons crossing the detector horizontally at a zenith angles near $\sim 90^\circ$. In contrast to previous works, this new analysis does not rely on an identifiable double track signature and thus less stringent event selection criteria. We demonstrate the potential strength of the method by analyzing one year of publicly available IceCube data [13, 14]. In order to identify this stau component, we utilize differences in the corresponding energy and angular distributions compared to the contributions from muons.

Considering state-of-the-art cosmic-ray flux and

hadronic interaction models, we calculate the stau signal and backgrounds using MCEq [15], a tool that solves the cascade equations that govern the interaction of cosmic rays and propagation of the resulting air shower. We modified MCEq to include the generation of staus with a probability of [16]

$$P_\tau^h(E) \approx \frac{A\sigma_\tau^{h,\text{nucleon}}}{\sigma_{\text{total}}^{h,\text{air}}}. \quad (1)$$

where $\sigma_\tau^{h,\text{nucleon}}$ is the total stau production cross-section from the collisions of a hadron h with a nucleon in the atmosphere, $\sigma_{\text{total}}^{h,\text{air}}$ is the total cross-section of h with air, and $A = 14.6$ is the average number of nucleons in a nucleus of air. The stau production cross-section has been computed assuming the Drell-Yan process through MadGraph [17, 18]. More details about these calculations and corresponding assumptions are given in Appendix B. After production, staus are assumed to propagate straight through matter with an energy loss per column density, X , that can be approximated by:

$$-\frac{dE}{dX} = a_\tau(E) + b_\tau(E)E, \quad (2)$$

where $a_\tau(E)$ accounts for ionization losses and $b_\tau(E)$ for energy loss by pair production, hadronic interactions, and bremsstrahlung. Given that the ionization effects for stau are expected to be similar to those of a muon we assume $a_\tau(E) \approx a_\mu(E)$. In contrast, we expect all other effects to depend on the particle speed and hence to be in good approximation given by $b_\tau(E) \approx b_\mu(E)m_\mu/m_\tau$ [16]. We take the parameters related to the muons from Refs. [19, 20, 21].

Our backgrounds are muons that produce a detector response indistinguishable from that of the staus. The muon backgrounds can be divided into two components according to whether muons are produced by a hadronic interaction in a cosmic ray airshower or by a neutrino interacting in the Earth. We simulate these contributions similarly to what we do for the staus. In addition to the cosmic-ray flux and composition used before, we now also include the flux of astrophysical neutrinos measured by IceCube [22]:

$$\frac{d\phi}{dE} = 1.66^{+0.25}_{-0.27} \left(\frac{E}{100 \text{ TeV}} \right)^{-2.53 \pm 0.07}. \quad (3)$$

To calculate event rates from particle fluxes we rely on publicly available IceCube effective areas, as discussed in Appendix C.

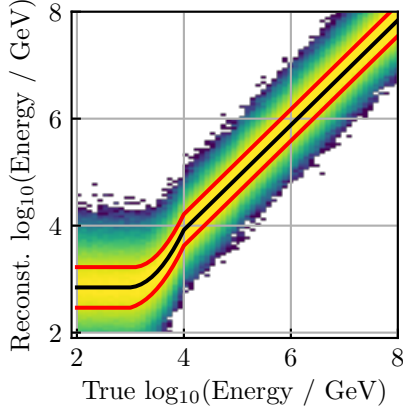


Figure 2: Energy reconstruction distribution as described by equation D.1. For low energies, which are relevant for this study, the distribution shows a bias towards higher energies. The x and y axis show the true and reconstructed particle energies respectively. The black line indicates the mean distribution value, while the red lines the 68-percentile.

The IceCube detector is capable of reconstructing the direction from which a low-energy muon or stau comes with high accuracy. Given the symmetry of the Earth and of the detector, the information of interest about the direction is typically expressed in terms of the angle with respect to the zenith. For the energy range of interest, $E \in [100 \text{ GeV}, 1 \text{ TeV}]$, the resolution with which IceCube can reconstruct this angle is 1° [23], and this is folded into our simulations by smearing the particle arrival directions accordingly. The energy released in the detector's active volume is reconstructed with a resolution of 20% for muon events with energy above 1 TeV. Below this threshold, the energy reconstruction is biased towards 700 GeV, see Figure 2. The origin of this bias is related to the particles being minimally ionizing at these energies. For the energy estimation, current reconstruction methods rely on stochastic losses, which are negligible at low energies. Both the bias and resolution in the energy reconstruction are folded in our simulation. More details are given in Appendix D.

Figure 3 shows the expected angular distribution for signal and background events in the public IceCube data set. Staus are barely stopped by the Earth or the material surrounding the detector and hence their angular distribution appears flat. However, because the amount of material to be traversed increases rapidly towards the horizon, their distribution is slightly peaked at 86° . The muon

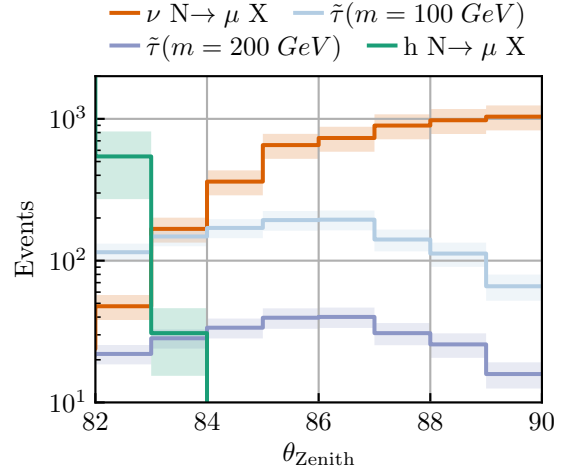


Figure 3: Predicted number of stau or muon events in IceCube after one year as a function of the arrival direction with respect to the zenith. For the stau events we have assumed Drell-Yan production and masses of 100 and 200 GeV, light blue and purple respectively. For the muon events we show separately the contribution from hadronic interactions (green) and from neutrino interactions (orange). The shaded regions shows the model uncertainties.

contribution due to hadron interactions is maximal at the zenith (i.e. at 0°) and decreases steeply for increasing angles as the muon-flux is attenuated by the ice-overburden over the detector. This contribution drops below the rate expected for staus towards the horizon, for angles above 84 - 85° . On the contrary, the muon contribution due to neutrino interactions increases towards the horizon because that's where the flux of atmospheric neutrinos is largest. The distribution grows till about 90° , after which it saturates. The opposite trend of the two background distributions creates a small range of angles in which the background is minimal and the sensitivity to a stau signal is maximal. This range is independent of the stau mass, as shown in Figure 3. Higher masses scale the distribution of the staus, while leaving the shape unchanged.

The energy distribution of the staus and muon background due to neutrinos for angles between 85 and 90° is shown in Figure 4. As a consequence of the low rate of energy loss, staus deposit within the detector as much energy as the lowest-energy muons. Their distribution is sharply peaked as they cross the entire detector depositing always the same energy regardless of their kinetic energy. The full distribution is in the energy range for which the

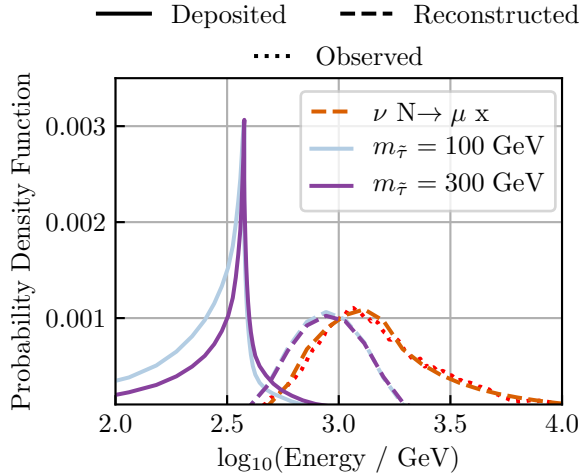


Figure 4: Energy distributions for the signal and background events. Shown in light blue and purple are the deposited energy distributions (solid line) and reconstructed energy distribution (dashed line) for the staus. In orange we show the background energy distribution as predicted (dashed line) and observed (dotted line). The Background distributions were scaled up by a factor of 5 to make the comparison with the signal prediction possible.

energy reconstruction is biased and the events are given a random energy estimation that is independent by their original energy distribution. After the energy reconstruction, there is a minimal difference between staus of different masses. The reconstructed energy distribution for the muon background partially overlaps with the stau distribution but has a tail extending towards high energies. The different energy distribution provides another handle to separate our signal from the background.

Based on our modeling, we identified the observable space in which the ratio between the stau signal and the muon-induced background is maximal. This space corresponds to angles between 85° and 90° and energies between 0.1 and 1 TeV. The most efficient way to extract the signal would be to perform a bivariate analysis in energy and angle. Such an analysis should take into account the systematic uncertainties related to the detector response, in particular related to the bias in the energy reconstruction. Given that these uncertainties are not completely available in literature, we opted not to use in the analysis the full shape of the energy distribution but only to apply a loose cut to remove the high-energy part of the background events ($E > 1$ TeV). This approach reduces

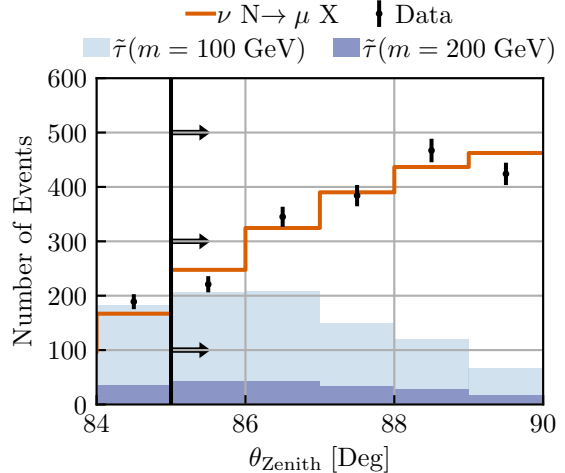


Figure 5: The expected number of events in a background-only model (orange) and staus of different mass (blue) after imposing the energy cut $E \in [100 \text{ GeV}, 1 \text{ TeV}]$, for $\theta_{\text{Zenith}} > 85^\circ$ and including reconstruction effects. The measured number of track events in IceCube is shown, including statistical errors. The plot was generated using QGSJET and H3a as the interaction and primary models respectively. The solid black lines and arrows emphasizes the region used in this analysis.

the sensitivity of the analysis but makes it more robust. We applied these simple selection criteria ($100 \text{ GeV} < E < 1 \text{ TeV}$ and $85^\circ < \theta_{\text{Zenith}} < 90^\circ$) to the data of IceCube [13, 14]. It follows well the background-only distribution. The angular distribution for events with energy between 0.1 and 1 TeV is shown in Figure 5. Also, in this case the data points follow well the background-only distribution. The p-value of our data given the background-only hypothesis is 0.1, supporting our intuition that there is no evidence for a signal. Assuming the currently leading experimental limit on the stau mass ($m_{\tilde{\tau}} = 430 \text{ GeV}$), we expect to retain 8 stau events. To extract a limit on the mass of the staus we perform a binned likelihood fit of the data shown in Figure 5. The fit has one free parameter, the mass of the stau particle. The rates of the background components are fixed by our modeling. The best fit results in 0 stau events. Inverting a standard frequentist hypothesis test [24], we set a lower bound on the stau mass of $m_{\tilde{\tau}} > 320 \text{ GeV}$ at 95% C.L. This lies approximately 10% above the expected limit from simulations.

This result does not include systematic uncertainties. Because of the way we constructed the

analysis – i.e. by using only a loose cut on the energy and a bin size equal to the angular resolution of the experiment – we expect systematic uncertainties to be negligible, to first approximation. Future analysis based on larger data samples that exploit fully the energy information will need to refine the treatment of the systematic uncertainties.

Our limit of $m_{\tilde{\tau}} > 320$ GeV is the most stringent constraint on stau masses ever set by a non collider experiment. This proves the potential of our analysis approach. The analysis can be improved significantly by increasing the exposure (see Figure 6). With the ten years of IceCube data that have been already recorded, and assuming no improvements to the reconstruction, simulation or energy resolution, our analysis approach would provide a sensitivity to stau masses of up to 450 GeV. Thus, neutrino telescopes have the chance to probe an unexplored parameter space, together with future LHC experiments but using a very different and complementary technique.

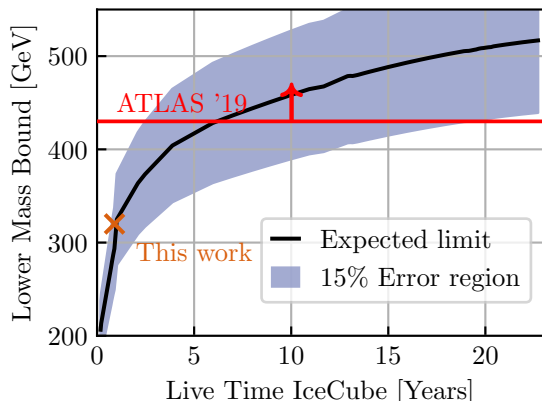


Figure 6: Projection of the sensitivity to long-lived staus at IceCube as a function of time, assuming Drell-Yan production. The red line corresponds to the current ATLAS limit [2]. The orange cross shows the here obtained limit, while the black line plots the expected one. The purple shaded region shows the 15% uncertainty region.

Furthermore, several neutrino telescopes, such as P-ONE [25], KM3NET [26], GVD [27] and IceCube-Gen2 [28], are currently taking data or are in preparation. While their designs are different, they are all based on the detection of the Cherenkov light emitted by charged particles traveling through water or ice. The analysis performed in this work using data from IceCube can be extended to these upcoming datasets as well. Finally,

this search strategy is not limited to the stau particle but can be utilized to search for other long-lived, charged particles beyond the Standard Model.

1. Acknowledgements

We thank Martin Wolf and Spencer Klein for the fruitful discussions. The material presented in this publication is based upon work supported by the Sonderforschungsbereich Neutrinos and Dark Matter in Astro- and Particle Physics (SFB1258). It was also funded by the Deutsche Forschungsgemeinschaft (DFG, German Research Foundation) under Germany's Excellence Strategy – EXC-2094 – 390783311. M.A. is supported by the Science and Technology Facilities Council (STFC) Grant No. ST/T004169/1.

Appendix A. Atmospheric shower Simulation

The particle interactions are modeled with Sibyll 2.3c [3], EPOS-LHC [29], QGSJET-II [30] and DPMJET-III [31]. For the cosmic ray models we use the Gaisser-Hillas models H3a and H4a [4] and Gaisser-Stanev-Tilav Gen 3 and 4 [32]. The resulting differences are used as an estimate of the uncertainties in our calculation. We found these to be negligible compared to other uncertainties in our analysis that will be discussed later on. We use the NRLMSISE-00 [33, 34] model to simulate the atmosphere.

Appendix B. Stau production

We use the built in MSSM model in MadGraph. We furthermore adopt the parton distribution functions (PDF) from LHAPDF6 [35]. Concretely, we use the CT10nlo [36] PDF as well as the NNPDF30_nnlo_nf_5_pdfas from the NNPDF3.0 [37] PDF set. This allows us to include the uncertainties due to different PDF parametrizations. For the interactions of other hadrons with air, we scale the $p - p$ cross-sections following [16].

Appendix C. Effective areas

To calculate the contribution of neutrino-induced muons, we fold the 2D effective area, as a function of energy and declination, from [14] with the neutrino fluxes. The neutrino energy to muon energy

mapping is approximated using the normalized 3D effective areas given in [38].

To make predictions for the stau component, we require a detector response to staus. We use the same approach as for the muons and divide the convolution by the total neutrino cross-section. The resulting efficiency includes effects of muon propagation in the ice. These we compensate by scaling the results, so at 1 TeV the effective area for muons corresponds to the spatial area of the detector, 10^6 m^2 . This results in a signal efficiency of 78%.

Appendix D. Energy Reconstruction

We include the effects of energy reconstruction as described in [39, 38] by constructing a function, mapping the true particle energy, E_{true} , to the reconstructed energy, E_{reco} , of the form

$$E_{\text{reco}} = \begin{cases} \text{LogNorm}(E_{\text{true}}, \sigma_1, \mu_1) & E_{\text{true}} < 1 \text{ TeV} \\ \text{Linear interpolation} & E_{\text{true}} \in [1, 10] \text{ TeV} \\ \text{LogNorm}(E_{\text{true}}, \sigma_2, \mu_2) & E_{\text{true}} > 10 \text{ TeV} \end{cases} \quad (\text{D.1})$$

To get the specific values for σ and μ , we fitted the background prediction to the data for energies above 1 TeV. For such energies we do not expect any stau events. The results are $\sigma_1 = 0.4$, $\mu_1 = 700 \text{ GeV}$, $\sigma_2 = 0.3$ and $\mu = E_{\text{true}}$. The energy reconstruction distribution is shown in Figure (4). These values agree well with those shown in [39]. To map the stau energies to their reconstructed energies, we map their energy deposit to muon energies with an equivalent loss according to equation 2 and then proceed as with the muons.

References

- [1] G. Giudice, R. Rattazzi, Theories with gauge mediated supersymmetry breaking, *Phys. Rept.* 322 (1999) 419–499. [arXiv:hep-ph/9801271](#), [doi:10.1016/S0370-1573\(99\)00042-3](#).
- [2] M. Aaboud, et al., Search for heavy charged long-lived particles in the ATLAS detector in 36.1 fb^{-1} of proton-proton collision data at $\sqrt{s} = 13 \text{ TeV}$, *Phys. Rev. D* 99 (9) (2019) 092007. [arXiv:1902.01636](#), [doi:10.1103/PhysRevD.99.092007](#).
- [3] F. Riehn, H. P. Dembinski, R. Engel, A. Fedynitch, T. K. Gaisser, T. Stanev, The hadronic interaction model SIBYLL 2.3c and Feynman scaling, *PoS ICRC2017* (2018) 301, [35,301(2017)]. [arXiv:1709.07227](#), [doi:10.22323/1.301.0301](#).
- [4] T. K. Gaisser, Spectrum of cosmic-ray nucleons, kaon production, and the atmospheric muon charge ratio, *Astropart. Phys.* 35 (2012) 801–806. [arXiv:1111.6675](#), [doi:10.1016/j.astropartphys.2012.02.010](#).
- [5] I. F. M. Albuquerque, G. Burdman, Z. Chacko, Neutrino telescopes as a direct probe of supersymmetry breaking, *Phys. Rev. Lett.* 92 (2004) 221802. [arXiv:hep-ph/0312197](#), [doi:10.1103/PhysRevLett.92.221802](#).
- [6] Y. Huang, M. H. Reno, I. Sarcevic, J. Uscinski, Weak interactions of supersymmetric staus at high energies, *Phys. Rev. D* 74 (2006) 115009. [arXiv:hep-ph/0607216](#), [doi:10.1103/PhysRevD.74.115009](#).
- [7] I. F. M. Albuquerque, G. Burdman, Z. Chacko, Direct detection of supersymmetric particles in neutrino telescopes, *Phys. Rev. D* 75 (2007) 035006. [arXiv:hep-ph/0605120](#), [doi:10.1103/PhysRevD.75.035006](#).
- [8] M. Ahlers, J. Kersten, A. Ringwald, Long-lived staus at neutrino telescopes, *JCAP* 0607 (2006) 005. [arXiv:hep-ph/0604188](#), [doi:10.1088/1475-7516/2006/07/005](#).
- [9] M. H. Reno, I. Sarcevic, S. Su, Propagation of supersymmetric charged sleptons at high energies, *Astropart. Phys.* 24 (2005) 107–115. [arXiv:hep-ph/0503030](#), [doi:10.1016/j.astropartphys.2005.06.002](#).
- [10] I. F. M. Albuquerque, S. R. Klein, Supersymmetric and Kaluza-Klein Particles Multiple Scattering in the Earth, *Phys. Rev. D* 80 (2009) 015015. [arXiv:0905.3180](#), [doi:10.1103/PhysRevD.80.015015](#).
- [11] R. Abbasi, et al., Lateral Distribution of Muons in IceCube Cosmic Ray Events, *Phys. Rev. D* 87 (1) (2013) 012005. [arXiv:1208.2979](#), [doi:10.1103/PhysRevD.87.012005](#).
- [12] D. Soldin, Atmospheric Muons Measured with IceCube, *EPJ Web Conf.* 208 (2019) 08007. [arXiv:1811.03651](#), [doi:10.1051/epjconf/201920808007](#).
- [13] IceCube Collaboration (2018), All-sky point-source IceCube data: years 2010-2012 Dataset [doi:10.21234/B4F04V](#).
- [14] M. G. Aartsen, et al., All-sky Search for Time-integrated Neutrino Emission from Astrophysical Sources with 7 yr of IceCube Data, *Astrophys. J.* 835 (2) (2017) 151. [arXiv:1609.04981](#), [doi:10.3847/1538-4357/835/2/151](#).
- [15] A. Fedynitch, R. Engel, T. K. Gaisser, F. Riehn, T. Stanev, Calculation of conventional and prompt lepton fluxes at very high energy, *EPJ Web Conf.* 99 (2015) 08001. [arXiv:1503.00544](#), [doi:10.1051/epjconf/20159908001](#).
- [16] M. Ahlers, J. I. Illana, M. Masip, D. Meloni, Long-lived staus from cosmic rays, *JCAP* 0708 (2007) 008. [arXiv:0705.3782](#), [doi:10.1088/1475-7516/2007/08/008](#).
- [17] J. Alwall, R. Frederix, S. Frixione, V. Hirschi, F. Maltoni, O. Mattelaer, H. S. Shao, T. Stelzer, P. Torrielli, M. Zaro, The automated computation of tree-level and next-to-leading order differential cross sections, and their matching to parton shower simulations, *JHEP* 07 (2014) 079. [arXiv:1405.0301](#), [doi:10.1007/JHEP07\(2014\)079](#).
- [18] R. Frederix, S. Frixione, V. Hirschi, D. Pagani, H. S. Shao, M. Zaro, The automation of next-to-leading order electroweak calculations, *JHEP* 07 (2018) 185. [arXiv:1804.10017](#), [doi:10.1007/JHEP07\(2018\)185](#).
- [19] M. Tanabashi, et al., Review of Particle Physics, *Phys. Rev. D* 98 (3) (2018) 030001. [doi:10.1103/PhysRevD.98.030001](#).

- 98.030001.
- [20] D. E. Groom, Atomic and nuclear properties of materials.
 - [21] D. E. Groom, N. V. Mokhov, S. I. Striganov, Muon stopping power and range tables 10-MeV to 100-TeV, *Atom. Data Nucl. Data Tabl.* 78 (2001) 183–356. doi: 10.1006/adnd.2001.0861.
 - [22] M. G. Aartsen, et al., Characteristics of the diffuse astrophysical electron and tau neutrino flux with six years of IceCube high energy cascade data [arXiv:2001.09520](#).
 - [23] M. Aartsen, et al., Searches for Extended and Point-like Neutrino Sources with Four Years of IceCube Data, *Astrophys. J.* 796 (2) (2014) 109. [arXiv:1406.6757](#), doi:10.1088/0004-637X/796/2/109.
 - [24] G. J. Feldman, R. D. Cousins, A Unified approach to the classical statistical analysis of small signals, *Phys. Rev. D* 57 (1998) 3873–3889. [arXiv:physics/9711021](#), doi:10.1103/PhysRevD.57.3873.
 - [25] M. Agostini, et al., The Pacific Ocean Neutrino Experiment, *Nature Astron.* 4 (2020) 913–915. [arXiv:2005.09493](#), doi:10.1038/s41550-020-1182-4.
 - [26] S. Adrian-Martinez, et al., Letter of intent for KM3NeT 2.0, *J. Phys. G43* (8) (2016) 084001. [arXiv:1601.07459](#), doi:10.1088/0954-3899/43/8/084001.
 - [27] A. D. Avrorin, et al., Baikal-GVD, *EPJ Web Conf.* 136 (2017) 04007. doi:10.1051/epjconf/201713604007.
 - [28] J. van Santen, IceCube-Gen2: the next-generation neutrino observatory for the South Pole, *PoS ICRC2017* (2018) 991. doi:10.22323/1.301.0991.
 - [29] T. Pierog, I. Karpenko, J. M. Katzy, E. Yatsenko, K. Werner, EPOS LHC: Test of collective hadronization with data measured at the CERN Large Hadron Collider, *Phys. Rev. C92* (3) (2015) 034906. [arXiv:1306.0121](#), doi:10.1103/PhysRevC.92.034906.
 - [30] S. Ostapchenko, Monte Carlo treatment of hadronic interactions in enhanced Pomeron scheme: I. QGSJET-II model, *Phys. Rev. D83* (2011) 014018. [arXiv:1010.1869](#), doi:10.1103/PhysRevD.83.014018.
 - [31] S. Roesler, R. Engel, J. Ranft, The Monte Carlo event generator DPMJET-III, 2000, pp. 1033–1038. [arXiv:hep-ph/0012252](#), doi: 10.1007/978-3-642-18211-2_166. URL <http://www-public.slac.stanford.edu/sciDoc/docMeta.aspx?slacPubNumber=SLAC-PUB-8740>
 - [32] T. K. Gaisser, T. Stanev, S. Tilav, Cosmic Ray Energy Spectrum from Measurements of Air Showers, *Front. Phys.(Beijing)* 8 (2013) 748–758. [arXiv:1303.3565](#), doi:10.1007/s11467-013-0319-7.
 - [33] A. E. Hedin, Extension of the msis thermosphere model into the middle and lower atmosphere, *Journal of Geophysical Research: Space Physics* 96 (A2) (1991) 1159–1172. doi:10.1029/90JA02125. URL <https://agupubs.onlinelibrary.wiley.com/doi/abs/10.1029/90JA02125>
 - [34] J. M. Picone, A. E. Hedin, D. P. Drob, A. C. Aikin, Nrlmsise-00 empirical model of the atmosphere: Statistical comparisons and scientific issues, *Journal of Geophysical Research: Space Physics* 107 (A12) (2002) S15–1–S15–16. doi:10.1029/2002JA009430. URL <https://agupubs.onlinelibrary.wiley.com/doi/abs/10.1029/2002JA009430>
 - [35] A. Buckley, J. Ferrando, S. Lloyd, K. Nordström, B. Page, M. Rüfenacht, M. Schönherr, G. Watt, LHAPDF6: parton density access in the LHC precision era, *Eur. Phys. J. C75* (2015) 132. [arXiv:1412.7420](#), doi:10.1140/epjc/s10052-015-3318-8.
 - [36] H.-L. Lai, M. Guzzi, J. Huston, Z. Li, P. M. Nadolsky, J. Pumplin, C. P. Yuan, New parton distributions for collider physics, *Phys. Rev. D82* (2010) 074024. [arXiv:1007.2241](#), doi:10.1103/PhysRevD.82.074024.
 - [37] R. D. Ball, et al., Parton distributions for the LHC Run II, *JHEP* 04 (2015) 040. [arXiv:1410.8849](#), doi: 10.1007/JHEP04(2015)040.
 - [38] M. G. Aartsen, et al., Evidence for Astrophysical Muon Neutrinos from the Northern Sky with IceCube, *Phys. Rev. Lett.* 115 (8) (2015) 081102. [arXiv:1507.04005](#), doi:10.1103/PhysRevLett.115.081102.
 - [39] M. Aartsen, et al., Energy Reconstruction Methods in the IceCube Neutrino Telescope, *JINST* 9 (2014) P03009. [arXiv:1311.4767](#), doi:10.1088/1748-0221/9/03/P03009.
 - [40] M. Drees, X. Tata, Signals for heavy exotics at hadron colliders and supercolliders, *Phys. Lett. B* 252 (1990) 695–702. doi:10.1016/0370-2693(90)90508-4.
 - [41] J. L. Feng, T. Moroi, Tevatron signatures of longlived charged sleptons in gauge mediated supersymmetry breaking models, *Phys. Rev. D* 58 (1998) 035001. [arXiv:hep-ph/9712499](#), doi:10.1103/PhysRevD.58.035001.
 - [42] M. Fairbairn, A. Kraan, D. Milstead, T. Sjöstrand, P. Skands, T. Sloan, Stable massive particles at colliders, *Physics Reports* 438 (1) (2007) 1–63. doi:10.1016/j.physrep.2006.10.002. URL <http://dx.doi.org/10.1016/j.physrep.2006.10.002>
 - [43] A. Cooper-Sarkar, P. Mertsch, S. Sarkar, The high energy neutrino cross-section in the Standard Model and its uncertainty, *JHEP* 08 (2011) 042. [arXiv:1106.3723](#), doi:10.1007/JHEP08(2011)042.
 - [44] M. G. Aartsen, et al., Measurement of Atmospheric Neutrino Oscillations at 6–56 GeV with IceCube DeepCore, *Phys. Rev. Lett.* 120 (7) (2018) 071801. [arXiv:1707.07081](#), doi:10.1103/PhysRevLett.120.071801.
 - [45] A. L. Read, Presentation of search results: The CL(s) technique, *J. Phys. G28* (2002) 2693–2704, [11(2002)]. doi:10.1088/0954-3899/28/10/313.
 - [46] V. Khachatryan, et al., Search for long-lived charged particles in proton-proton collisions at $\sqrt{s} = 13$ TeV, *Phys. Rev. D94* (11) (2016) 112004. [arXiv:1609.08382](#), doi:10.1103/PhysRevD.94.112004.
 - [47] J. Stettner, Measurement of the Diffuse Astrophysical Muon-Neutrino Spectrum with Ten Years of IceCube Data, 2019. [arXiv:1908.09551](#).
 - [48] T. Jittoh, J. Sato, T. Shimomura, M. Yamanaka, Long life stau in the minimal supersymmetric standard model, *Phys. Rev. D* 73 (2006) 055009, [Erratum: *Phys.Rev.D* 87, 019901 (2013)]. [arXiv:hep-ph/0512197](#), doi:10.1103/PhysRevD.73.055009.