

Distributional Robustness of K-class Estimators and the PULSE

Martin Emil Jakobsen

Department of Mathematical Sciences
University of Copenhagen
m.jakobsen@math.ku.dk

Jonas Peters

Department of Mathematical Sciences
University of Copenhagen
jonas.peters@math.ku.dk

June 14, 2022

Abstract

In causal settings, such as instrumental variable settings, it is well known that estimators based on ordinary least squares (OLS) can yield biased and non-consistent estimates of the causal parameters. This is partially overcome by two-stage least squares (TSLS) estimators. These are, under weak assumptions, consistent but do not have desirable finite sample properties: in many models, for example, they do not have finite moments. The set of K-class estimators can be seen as a non-linear interpolation between OLS and TSLS and are known to have improved finite sample properties. Recently, in causal discovery, invariance properties such as the moment criterion which TSLS estimators leverage have been exploited for causal structure learning: e.g., in cases, where the causal parameter is not identifiable, some structure of the non-zero components may be identified, and coverage guarantees are available. Subsequently, anchor regression has been proposed to trade-off invariance and predictability. The resulting estimator is shown to have optimal predictive performance under bounded shift interventions. In this paper, we show that the concepts of anchor regression and K-class estimators are closely related. Establishing this connection comes with two benefits: (1) It enables us to prove robustness properties for existing K-class estimators when considering distributional shifts. And, (2), we propose a novel estimator in instrumental variable settings by minimizing the mean squared prediction error subject to the constraint that the estimator lies in an asymptotically valid confidence region of the causal parameter. We call this estimator PULSE (p-uncorrelated least squares estimator) and show that it can be computed efficiently, even though the underlying optimization problem is non-convex. We further prove that it is consistent. We perform simulation experiments illustrating that there are several settings including weak instrument settings, where PULSE outperforms other estimators and suffers from less variability.

1 Introduction

Many scientific questions are of causal nature. When interested in inferring or quantifying causal relationships, we rely on causal models. Unlike ordinary statistical models, such models are able to predict the effect of interventions. Learning causal parameters from data has been a key challenge in many scientific fields and has been a long-studied problem in econometrics [e.g. Simon, 1953, Wold, 1954, Goldberger, 1972]. Many years after the groundbreaking work of Peirce and Fisher [Fisher, 1935, Peirce, 1883], causality plays again an increasingly important role in machine learning and statistics, two research areas that are most often considered part of mathematics or computer science [see, e.g., Pearl, 2009, Imbens and Rubin, 2015, Spirtes et al., 2000, Peters et al., 2017]. Even though

the current developments in mathematics, computer science on the one and econometrics on the other hand do not forego independently, we believe that there is a lot of potential for more fruitful interaction between these two fields. Differences in the language have emerged, which can make communication difficult, but the target of inference, the underlying principles, and the methodology in both fields are closely related. This paper establishes a link between two developments in these fields: k -class estimation which aims at estimation of causal parameters with good statistical properties and invariance principles that are used to build methods that are robust with respect to distributional shifts. We believe that this connection has the potential to function as a bridge between the fields of econometrics on the one side and machine learning/statistics on the other. We hope that the paper may help bringing the two communities closer together.

1.1 Related Work and Contribution

Given causal background knowledge, causal parameters can be estimated when taking into account confounding effects between treatment and outcome, that is, variables causing both the target and the predictor variable, for example. Several related techniques have been suggested to tackle that problem, including variable adjustment [Pearl, 2009], propensity score matching [Rosenbaum and Rubin, 1983], inverse probability weighting [Horvitz and Thompson, 1952] or G-computation [Robins, 1986].

If not all of the relevant variables have been observed, one may instead use exogenous variation in the data to infer causal parameters, e.g., in the setting of instrumental variables [e.g. Wright, 1928, Angrist and Imbens, 1995, Wang and Tchetgen, 2018, Newey, 2013]. Several so-called limited information estimators leveraging instrumental variables to conduct single equation inference have been proposed. Here, single equation inference refers to inference of one structural equation even though that equation may be a part of a larger system of structural equations. An example of such methods is the two-stage least squares estimators (TSLS) developed by Theil [1953]. Instead of minimizing the residual sum of squares as done by the ordinary least square (OLS) estimator, the TSLS minimizes the sample-covariance between the instruments and regression residuals (see Section 2.2 for more details). TSLS estimators are consistent, but are known to have suboptimal finite sample properties, e.g., they only have moments up to the degree of over-identification [e.g. Mariano, 2001]. Another method of inferring causal parameters in structural equation models is the limited information maximum likelihood (LIML) estimator due to Anderson and Rubin [1949]. A collection of estimators named K-class estimators, introduced by Theil [1958], contains the OLS, TSLS and the LIML estimator as special cases. This class of estimators is parametrized by a deterministic or stochastic parameter $\kappa \in [0, \infty)$ that depends on the observational data. Under mild regularity conditions a member of this class is consistent and asymptotically normally distributed if $(\kappa - 1)$ and $\sqrt{n}(\kappa - 1)$ converge, respectively, to zero in probability when n tends to infinity [e.g., Mariano, 2001]. While the LIML does not have moments of any order, it shares the same asymptotic normal distribution with TSLS. Based on simulation studies Anderson [1983] argued that, in many practically relevant cases, the normal approximation to a finite-sample estimator is inadequate for TSLS but a useful approximation in the case of LIML. However, also using Monte Carlo simulations and considering the bias and mean squared error (MSE) Hahn et al. [2004] recommend that the no-moment estimator LIML should not be used in weak instrument situations. This Monte Carlo study showed a substantial reduction in MSE when using the Fuller estimators in weak instrument situations. The Fuller estimators [Fuller, 1977] form a subclass of the K-class estimators based on a modification to the LIML, which remedies the no-moment problem while

maintaining consistency and asymptotic normality.

All of the above methods exploit background knowledge, e.g., in form of exogeneity of some of the variables. If no such background knowledge is available, it may still be possible, under additional assumptions, to infer causal structure, e.g., represented by a graph, from observational (or observational and interventional). This problem is sometimes referred to as causal discovery. Constraint-based methods [e.g. Spirtes et al., 2000] assume that the underlying distribution is Markov and faithful with respect to the causal graph and perform conditional independence tests to infer (parts of) the graph. Score-based methods [e.g. Chickering, 2002] assume a certain statistical model and optimize (penalized) likelihood scores. Some methods exploit a simple form of causal assignments, such as additive noise [e.g. Shimizu et al., 2006, Peters et al., 2014] and others are based on exploiting invariance statements [e.g. Peters et al., 2016]. Many of such methods assume causal sufficiency, i.e., that all causally relevant variables have been observed, but some versions exist that allow for hidden variables [e.g. Spirtes et al., 1995, Claassen et al., 2013].

Recent work in the fields of machine learning and computational statistics investigates whether causal ideas can help to make machine learning methods more robust [e.g. Schölkopf et al., 2012, Pfister et al., 2019, Heinze-Deml and Meinshausen, 2017]. The reasoning is that causal models are robust against any intervention in the following sense. Let us consider a target or response variable Y and covariates X_1, \dots, X_p . If we regress Y on the set X_S , $S \subseteq \{1, \dots, p\}$, of direct causes, then this regression function $x \mapsto E[Y|X_S = x]$ does not change when intervening on any of the covariates. Today, we can formally prove this statement using the modern language of graphical models and the local Markov property [Lauritzen, 1996], for example, but the underlying fundamental principle has been discussed already several decades ago; most prominently using the terms ‘autonomy’ or ‘modularity’ [Haavelmo, 1944, Aldrich, 1989]. As a result, causal models of the form $x \mapsto E[Y|X_S = x]$ may perform well in prediction tasks, where, in the test distribution, the covariates have been intervened on. If, however, the test distribution is exactly the same as the training distribution, a model focusing only on prediction and trying to learn $x \mapsto E[Y|X = x]$ may outperform a causal approach. The intuition is now that models trading-off causality and predictability, may perform well in situations, where the test distribution is only moderately different from the training distribution. One approach formalizing this intuition for a particularly simple linear setup has been suggested by Rothenhäusler et al. [2018]. Similarly to an instrumental variable setting, one assumes the existence of some exogenous variables that are called A (for anchor) which may or may not act directly on the target Y . The proposal is to minimize a convex combination of the residual sum of squares and the TSLS loss function. The resulting estimator can be shown to be prediction optimal in settings where the covariates have been intervened on up to a certain strength, which depends on the regularization parameter in the convex combination [Rothenhäusler et al., 2018, Theorem 1]. We introduce the method in more detail in Section 2.2.

This paper contains two main contributions. As a first result, we prove that anchor regression is closely related to K-class estimators. In particular, we prove that for a restricted subclass of models K-class estimators can be written as anchor regression estimators. For this subclass, this result directly implies robustness of properties of K-class estimators. We then prove an interventional robustness property for more general K-class estimators with a fixed penalty parameter, and show that these properties hold, even if the model is misspecified. This property adds to the discussion where (non-consistent) K-class estimators with penalty parameter not converging to one have been considered being not useful [e.g. Dhrymes, 1974, Chapter 4.6].

Motivated by the above findings, and as a second main contribution in this work, we introduce

a novel estimator for causal parameters, which we call the p-uncorrelated least square estimator (PULSE). It provides a new estimation method for predicting a single endogenous target in a simultaneous equation model (or a structural equation model) from observed predictors that are with a priori non-sample information known to be either endogenous or exogenous. In the dual formulation of the underlying optimization problem, one again considers a convex combination between the residual sum of squares and a term measuring the correlation between the residuals and the exogenous variables. The motivation, however, stems from its primal form. In the just-identified setup the TSLS estimator solves a normal equation which can be interpreted as forcing the sample covariance between the instruments and the resulting prediction residuals to zero. Even the true parameter, however, would yield a correlation that is small but non-zero (with probability one). We propose to consider the set of all parameters such that a statistical significance test for vanishing correlation at a pre-specified level α is not rejected. Among all such coefficients, we propose to use the one yielding the smallest residual sum of squares. We prove that the PULSE estimator is indeed a K-class estimator, with a specific data-driven choice for the regularization parameter. We furthermore show that the estimator can be computed efficiently. While the original formulation of PULSE is a non-convex optimization problem, we develop an equivalent formulation that allows for an efficient and provably correct optimization method. The method consists of a binary line search combined with quadratic programming. Finally, we prove that PULSE is consistent. A simulation study shows that there are several settings in which the PULSE outperforms existing estimators both in terms of MSE ordering and several one-dimensional scalarizations of the mean squared error matrix. More specifically we show that PULSE can outperform the TSLS and Fuller estimators in weak instrument situations, for example, where Fuller estimators are known to have good MSE properties [Stock et al., 2002, Hahn et al., 2004].

In Section 1.2, we introduce the closely related notions of simultaneous equation models and structural equation models, both of which we use throughout this work. In Section 1.3 we formalize the concept of distributional robustness. Both of these sections can be skipped by readers who are already familiar with those notions.

1.2 Structural Equation Models and Simultaneous Equation Models

Both structural equation models and simultaneous equation models are causal models. That is, they contain more information than the description of an observational distribution. We first introduce the notion of structural equation models (also called structural causal models) and use an example to show how they can be written as a simultaneous equation models (SIM), see Section 1.2.1.

A structural equation model (SEM) [e.g. Bollen, 1989, Pearl, 2009] over variables X_1, \dots, X_d consists of d assignments of the form

$$X_j := f_j(X_{\text{PA}(j)}, \varepsilon_j), \quad j = 1, \dots, d,$$

where $\text{PA}(j) \subseteq \{1, \dots, d\}$ are called the parents of j , together with a distribution over the noise variables $(\varepsilon_1, \dots, \varepsilon_d)$, which is assumed to have jointly independent marginals. The corresponding graph over X_1, \dots, X_d is obtained by drawing directed edges from the variables on the right-hand side to the variables on the left-hand side. If the corresponding graph is acyclic, the SEM induces a unique distribution over (X_1, \dots, X_d) , which is often called the observational distribution. Section 1.2.1 below discusses an example of linear assignments, which also allows for a cyclic graph structure. The framework of SEMs also models the effect of interventions: An intervention on variable j corresponds to replacing the j th assignment. For example, replacing it by $X_j = 4$ or, more

generally, by $X_j = g(X_{\widetilde{\text{PA}}(j)}, \tilde{\varepsilon}_j)$ yields again a distribution that is called an interventional distribution and that we denote by $P^{do(X_j=4)}$ or $P^{do(X_j=g(X_{\widetilde{\text{PA}}(j)}, \tilde{\varepsilon}_j))}$, respectively. A formal introduction to SEMs, which is particularly helpful in the general case of cyclic assignments is provided by Bongers et al. [2016], for example. In an SEM, we call all X variables endogenous and, in addition, all variables X_j , for which we have $\text{PA}(j) = \emptyset$, will be called exogenous. A subset of variables is called exogenous if it does not contain a variable that has a parent outside this set.

In the remaining paper, we are mostly interested in one of these equations and we will denote the corresponding target variable as Y . Furthermore, some of the other X variables may be unobserved, which we indicate by using the notation H (denoting a vector of variables). Henceforth, we therefore let the collection (X, Y, H) denote the collection of all endogenous variables, where Y denotes the target endogenous variable, $X \in \mathbb{R}^d$ denotes the collection of observable endogenous variables in our system excluding Y , and $H \in \mathbb{R}^r$ denotes the possibly empty collection of unobserved endogenous variable. In linear models, hidden variables can equivalently be represented as correlation in the noise variables [Hyttinen et al., 2012, Bongers et al., 2016]. Finally, we let $A \in \mathbb{R}^q$ denote a collection of variables that are known to enter the system as exogenous variables.

1.2.1 Example of a Simultaneous Equation Model

Let the distribution of (Y, X, H, A) be generated according to the possibly cyclic SEM, given by

$$\begin{bmatrix} Y \\ X \\ H \end{bmatrix} := B^\top \begin{bmatrix} Y \\ X \\ H \end{bmatrix} + M^\top A + \varepsilon. \quad (1)$$

Here, B is a square matrix with eigenvalues whose absolute value is strictly smaller than one. This implies that $I - B$ is invertible ensuring that the distribution of (Y, X, H) is well-defined since (Y, X, H) can be expressed in terms of B, M, A and ε as $(I - B^\top)^{-1}(M^\top A + \varepsilon)$. We denote the random vectors $Y \in \mathbb{R}, X \in \mathbb{R}^d, A \in \mathbb{R}^q, H \in \mathbb{R}^r$ and $\varepsilon \in \mathbb{R}^{d+1+r}$ by target, endogenous regressor, anchor, hidden and noise variables, respectively. We assume that $\varepsilon \perp\!\!\!\perp A$ rendering the so-called anchors as exogenous variables but the coordinate components of A may be dependent on each other. As above, we assume joint independence of the noises $\varepsilon_1, \dots, \varepsilon_{1+d+r}$. Let now $\mathbf{Y} \in \mathbb{R}^{n \times 1}, \mathbf{X} \in \mathbb{R}^{n \times d}, \mathbf{A} \in \mathbb{R}^{n \times q}, \mathbf{H} \in \mathbb{R}^{n \times r}$ and $\boldsymbol{\varepsilon} \in \mathbb{R}^{n \times (1+d+r)}$ be data-matrices with n row-wise i.i.d. copies of the variables solving the system in Equation (1). Transposing the structural equations and stacking them vertically by row-wise observations, we can represent all structural equations by

$$\begin{bmatrix} \mathbf{Y} & \mathbf{X} & \mathbf{H} \end{bmatrix} := \begin{bmatrix} \mathbf{Y} & \mathbf{X} & \mathbf{H} \end{bmatrix} B + \mathbf{A} M + \boldsymbol{\varepsilon}. \quad (2)$$

We can solve the structural equations for the endogenous variables and get the so-called structural and reduced form equations, commonly seen in econometrics, given by

$$\begin{bmatrix} \mathbf{Y} & \mathbf{X} & \mathbf{H} \end{bmatrix} \Gamma = \mathbf{A} M + \boldsymbol{\varepsilon} \quad \text{and} \quad \begin{bmatrix} \mathbf{Y} & \mathbf{X} & \mathbf{H} \end{bmatrix} = \mathbf{A} \Pi + \boldsymbol{\varepsilon} \Gamma^{-1}, \quad (3)$$

respectively, where $\Gamma := I - B$ and $\Pi := M \Gamma^{-1}$. Writing \mathbf{W} for some columns of $\begin{bmatrix} \mathbf{Y} & \mathbf{X} & \mathbf{H} \end{bmatrix}$, we will henceforth let Π_W and Γ_W^{-1} denote the respective columns of Π and Γ^{-1} such that $\mathbf{W} = \mathbf{A} \Pi_W + \boldsymbol{\varepsilon} \Gamma_W^{-1}$. Note that the structural equations in Equation (3) differ from the standard representations as we have unobserved endogenous variables \mathbf{H} in the system. In this setup, identifiability of

the full system parameters Γ and M in general breaks down due to the dependencies generated by the unobserved endogenous variables. We now assume without loss of generality that Γ has a unity diagonal, such that the target equation of interest, corresponding to the first column of Equation (3), is given by

$$\mathbf{Y} = \mathbf{X}\gamma_0 + \mathbf{A}\beta_0 + \mathbf{H}\eta_0 + \varepsilon_Y = \mathbf{Z}\alpha_0 + \tilde{\mathbf{U}}_Y, \quad (4)$$

conforming with $\Gamma_{\bullet 1} = (1, -\gamma_0, -\eta_0) \in \mathbb{R}^{(1+d+r)}$ and $M_{\bullet 1} = \beta_0 \in \mathbb{R}^q$, where subscript $\bullet 1$ corresponds to the first column, $\mathbf{Z} := [\mathbf{X} \ \mathbf{A}]$, $\alpha_0 = (\gamma_0, \beta_0) \in \mathbb{R}^{d+q}$ and $\tilde{\mathbf{U}}_Y := \mathbf{H}\eta_0 + \varepsilon_Y$ with $\varepsilon_Y := \varepsilon_{\bullet 1}$.

The parameter of interest, α_0 , can be derived directly from the corresponding entries in the matrices B and M . It carries causal information in that, for example, after intervening on all variables except for Y , that is, considering an intervention $Z := z$, and $H := h$, Y has the mean $z\alpha_0 + h\eta_0 + E\varepsilon_1$, see Equation (1). In the remainder of this work, we restrict ourself to only consider limited information methods for the structural parameters concerning the target Equation (4). That is, we disregard any a priori (non-sample) information that is not about the structural parameter α_0 .

In Equation (4) we have represented the target variable in terms of a linear combination of the observable variables $Z = (X^\top, A^\top)^\top$ and some unobservable noise term \tilde{U}_Y . In contrast to Equation (1), Equation (4), which is more commonly used in the econometrics literature, models the influence of the latent variables using a dependence between endogenous variables and the noise term U_Y ; this equivalence is well-known and described by Hyttinen et al. [2012], Bongers et al. [2016], for example. The construction in Equation (1) can be seen as a manifestation of Reichenbach's common cause principle [Reichenbach, 1956]. This principle stipulates that if two random variables are dependent then either one causally influences the other or there exists a third variable which causally influences both.

The dependence between the noise and the endogenous variables, or the corresponding influence by hidden variables, renders standard OLS approaches generally invalid for estimating α_0 . Instead, one can make use of the components in A that have vanishing coefficient in Equation (4) for consistent estimation. The question of identifiability in such instrumental variable models has been studied extensively and an overview can be found in [Fisher, 1966, Greene, 2003, Didelez et al., 2010], for example. In Section 2.3.3 we show that the K-class estimators posses distributional robustness properties. This holds even in cases where α_0 is not identifiable, e.g., because there are not sufficiently many valid instruments.

1.3 Distributional Robustness

We now formalize the concept of distributional robustness. We consider a regression setup, in which we observe data from an observational distribution F , say, and aim to predict the target variable Y as a function of some predictors X with $X \in \mathbb{R}^d$ being a random vector. The task is now to choose a regression model that performs well even when considering test data that do not come necessarily from F , but come from a class of distributions, \mathcal{F} . As an example, let us assume that there is an acyclic SEM over (Y, X, H, A) and that the assignment for Y equals $Y = \gamma_0^\top X + \varepsilon_Y$ for some $\gamma_0 \in \mathbb{R}^d$, where in $\gamma_0^\top X$ only the parents of Y have a non-zero entry and, because of the acyclicity, ε_Y is independent of these parents. Then, the mean squared prediction error when considering the observational distribution is not necessarily minimized by γ_0 , that is, in general,

we have $\gamma_0 \neq \gamma_{\text{OLS}} := \arg \min_{\gamma} E_F [(Y - \gamma^\top X)^2]$. Intuitively, this makes sense in that we may improve the prediction of Y by including other variables than the parents of Y . We may also be interested in finding a γ that minimizes the worst case expected squared prediction error over the whole class of distributions, \mathcal{F} . That is, we aim to find

$$\arg \min_{\gamma} \sup_{F \in \mathcal{F}} E_F [(Y - \gamma^\top X)^2]. \quad (5)$$

If we, for example, observe data from all different distributions in \mathcal{F} (and know which data point comes from which distribution), we can tackle this optimization directly [Meinshausen and Bühlmann, 2015]. But estimators of (5) may be available even if we do not observe data from each distribution in F . The true causal coefficient β , for example, minimizes Equation (5) when \mathcal{F} is the set of all possible hard interventions on X , for example [e.g. Rojas-Carulla et al., 2018].

In this sense, the OLS solution and the true causal coefficient constitutes the end points of a spectrum of estimators that are prediction optimal under a certain class of distributions. In Section 2.2 we introduce the anchor regression estimator, which relies on the existence of exogenous variables, A , and which comes with a parameter λ . The estimator satisfies an interventionally robustness property that can be formulated using Equation (5) for a class \mathcal{F} of intervention distributions which depends on λ . Later in Section 2 we show that K-class estimators, too, satisfy robustness properties in terms of intervention distributions. These results are valid regardless of the identifiability of the causal parameters.

1.4 Structure of this work

Sections 2 and 3 contain the two main contributions of this paper. In Section 2, we prove a distributional robustness property for K-class estimators; the key insight is its relation to anchor regression. For models with no included exogenous variables, we make the connection formal in Section 2.3.1. We further present an alternative formulation of K-class estimators in Section 2.3.2, where we write K-class estimators as penalized regression estimators. This allows us to extend the robustness result in Section 2.3.3. Motivated by this relationship, we propose a new estimator in Section 3 that we call PULSE. It utilizes a hypothesis test for vanishing correlation between residuals and exogenous variables, which we introduce in Section 3.2. Section 3.4 introduces the PULSE estimator and formulates it as a quadratically constrained optimization problem. This problem is non-convex and we derive an equivalent dual formulation in Section 3.5, which allows for a computationally efficient method. Section 3.6 proves consistency of the PULSE estimator in an identified setting. Section 4 contains simulation experiments supporting the theoretical robustness properties derived in Section 2 and comparing the proposed PULSE estimator to well-known estimators. All proofs can be found in the appendix.

2 Robustness Properties of K-class Estimators

In this section we consider K-class estimators [Theil, 1958, Nagar, 1959], which come with a real-valued parameter that we denote by κ . First, we relate these estimators to anchor regression [Rothenhäusler et al., 2018], that we introduce in Section 2.2. In Section 2.3.1 we establish the connection in models where we use a priori information that there are no included exogenous variables in the target equation of interest. In Section 2.3.2 we then show that general K-class estimators can be written as the solution to a penalized regression problem. In Section 2.3.3 we utilize this

representation and the ideas of Rothenhäusler et al. [2018] to prove a distributional robustness guarantee of general k -class estimators with fixed $\kappa \in [0, 1)$, even under model misspecification and non-identifiability.

2.1 Setup and Assumptions

In this section, we assume that that $(\mathbf{Y}, \mathbf{X}, \mathbf{H}, \mathbf{A})$ consists of $n \geq \min\{d, q\}$ row-wise independent and identically distributed copies of the random vector (Y, X, H, A) . We make the following global assumptions concerning the underlying structure of an SEM.

- (A1) (Y, X, H, A) is generated in accordance with the SEM in Equation (1).
- (A2) $\rho(B) < 1$ where $\rho(B)$ is the spectral radius of B .
- (A3) ε has jointly independent marginals $\varepsilon_1, \dots, \varepsilon_{d+1+r}$.
- (A4) A and ε are independent.
- (A5) No variable in Y , X and H is an ancestor of A , that is, A is exogenous.
- (A6) $E\|\varepsilon\|_2^2, E\|A\|_2^2 < \infty$.
- (A7) $E(\varepsilon) = 0$.

Furthermore, we make two global assumptions ensuring that objects we analyse are well-defined.

- (A8) $\text{Var}(A) \succ 0$, i.e., the variance matrix of A is positive definite.
- (A9) $\mathbf{A}^\top \mathbf{A}$ is almost surely of full rank.

Finally, the following are situational assumptions that will be referred to when used.

- (A10) $\text{Var}(Z_*) \succ 0$, i.e., the variance matrix of Z_* is positive definite.
- (A11) $E(AZ_*^\top)$ is of full column rank.
- (A12) $\mathbf{X}^\top \mathbf{X}$ is almost surely of full rank.
- (A13) $\mathbf{Z}_*^\top \mathbf{Z}_*$ is almost surely of full rank.
- (A14) $\mathbf{A}^\top \mathbf{Z}_*$ is almost surely of full column rank.

Here, $Z_* \in \mathbb{R}^{d_1+q_1}$ and $\mathbf{Z}_* \in \mathbb{R}^{n \times (d_1+q_1)}$ are generic placeholders for a subset of endogenous and exogenous variables from $[X^\top A^\top]^\top$ and $[\mathbf{X} \ \mathbf{A}]$, respectively, which should be clear from the context. The matrix $P_{\mathbf{A}} := \mathbf{A}(\mathbf{A}^\top \mathbf{A})^{-1} \mathbf{A}^\top$ denotes the orthogonal projection matrix onto the column space of \mathbf{A} .

Both (A9) and (A12) hold if X and A have density with respect to Lebesgue measure, which in turn is guaranteed by (A4) if A and ε have density with respect to Lebesgue measure. (A8) and (A9) implies that the instrumental variable objective functions introduced below is almost surely well-defined and (A12) yields that the ordinary least square solution is almost surely well-defined. (A6) and (A6) implies that Y, X and H all have finite second moments. This can be seen

by manipulating the SEM in Equation (1) of (Y, X, H, A) into a reduced structural form, as was done with the n -sample structural equation system in Equation (3), from which we get that

$$E \|(Y, X^\top, H^\top)^\top\|_2^2 \leq 2(E\|\Pi^\top A\|_2^2 + E\|\Gamma^\top \varepsilon\|_2^2) \leq 2(\|\Pi^\top\|_{\text{op}}^2 E\|A\|_2^2 + \|\Gamma^\top\|_{\text{op}}^2 E\|\varepsilon\|_2^2) < \infty,$$

where $\|\cdot\|_{\text{op}}$ denotes the operator norm, proving that Y , X and H all have finite second moments. Note that for (A14) to hold it is necessary that $q \geq d_1 + q_1$, meaning that the setup must be just- or over-identified (see Section 3.1 below).

2.2 Distributional Robustness of Anchor Regression

Anchor regression [Rothenhäusler et al., 2018] proposes a method for predicting the endogenous target variable Y from the endogenous variable X . The collection of exogenous variables A , called anchors, are not included in that model. The authors propose to trade-off predictive and invariant models by considering a convex combination of the ordinary least square (OLS) loss function and the instrumental variables (IV) loss function using the anchors as instruments. More formally, we define

$$l_{\text{OLS}}(\gamma; Y, X) := E(Y - \gamma^\top X)^2, \quad (6)$$

$$\begin{aligned} l_{\text{IV}}(\gamma; Y, X, A) &:= E(E(Y - \gamma^\top X | A)^2) = E[P_A(Y - \gamma^\top X)^2] \\ &= E(A(Y - \gamma^\top X))^\top E(AA^\top)^{-1} E(A(Y - \gamma^\top X)), \end{aligned} \quad (7)$$

and

$$l_{\text{OLS}}^n(\gamma; \mathbf{Y}, \mathbf{X}) := n^{-1}(\mathbf{Y} - \mathbf{X}\gamma)^\top (\mathbf{Y} - \mathbf{X}\gamma), \quad (8)$$

$$l_{\text{IV}}^n(\gamma; \mathbf{Y}, \mathbf{X}, \mathbf{A}) := n^{-1}(\mathbf{Y} - \mathbf{X}\gamma)^\top \mathbf{A}(\mathbf{A}^\top \mathbf{A})^{-1} \mathbf{A}^\top (\mathbf{Y} - \mathbf{X}\gamma), \quad (9)$$

as the population and finite sample versions of the loss functions, respectively. Here, P_A denotes the linear L^2 projection onto $\sigma(A)$, the sigma algebra generated by A ; it is the population quantity corresponding to the orthogonal projection $P_{\mathbf{A}} = \mathbf{A}(\mathbf{A}^\top \mathbf{A})^{-1} \mathbf{A}^\top$ onto the column space of \mathbf{A} . Note that l_{IV} is in the generalized method of moments form of the two-stage least squares instrumental variable estimator. To simplify notation, we often suppress the loss functions dependency on the target, regressor and instrument variables when they are clear from a given context. If well-defined, the OLS estimator minimizes $l_{\text{OLS}}^n(\gamma)$ and the two-stage least square (TSLS) estimator is the minimizer of $l_{\text{IV}}^n(\gamma)$.

For any penalty parameter $\lambda > -1$, the anchor regression coefficients are defined as

$$\gamma_{\text{AR}}(\lambda) := \arg \min_{\gamma \in \mathbb{R}^d} l_{\text{AR}}(\gamma; \lambda) := \arg \min_{\gamma \in \mathbb{R}^d} \{l_{\text{OLS}}(\gamma) + \lambda l_{\text{IV}}(\gamma)\}, \quad (10)$$

$$\hat{\gamma}_{\text{AR}}^n(\lambda) := \arg \min_{\gamma \in \mathbb{R}^d} l_{\text{AR}}^n(\gamma; \lambda) := \arg \min_{\gamma \in \mathbb{R}^d} \{l_{\text{OLS}}^n(\gamma) + \lambda l_{\text{IV}}^n(\gamma)\}, \quad (11)$$

where $l_{\text{AR}}(\gamma; \lambda)$ and $l_{\text{AR}}^n(\gamma; \lambda)$ are the short-hand notations of the anchor regression loss functions (not to be confused with the Anderson-Rubin test [Anderson and Rubin, 1949]). The estimator $\hat{\gamma}_{\text{AR}}^n(\lambda)$ consistently estimates the population estimand $\gamma_{\text{AR}}(\lambda)$ and minimizes prediction error while simultaneously penalizing a transformed sample covariance between the anchors and the resulting prediction residuals. Unlike the TSLS estimator, for example, the anchor regression estimator is

almost surely well-defined if (A12) holds, even if the model is under-identified, that is, there are less exogenous than endogenous variables. The solution to the empirical minimization problem of anchor regression is given by

$$\hat{\gamma}_{\text{AR}}^n(\lambda) = [\mathbf{X}^\top(I + \lambda P_{\mathbf{A}})\mathbf{X}]^{-1}\mathbf{X}^\top(I + \lambda P_{\mathbf{A}})\mathbf{Y}, \quad (12)$$

which follows from solving the normal equation of Equation (11) since the loss function $\lambda \mapsto l_{\text{AR}}^n(\gamma; \lambda)$ is strictly convex when (A12) holds.

The motivation of anchor regression is not to infer a causal parameter. Instead, for a fixed penalty parameter λ , the estimator is shown to possess a distributional or interventional robustness property: the estimator is optimal when predicting under interventions on the exogenous variables that are below a certain intervention strength. More explicitly, we now assume that the data are generated from the SEM in Equation (1), that is, (A1)–(A7). Anchor regression then guards us against interventions on A , $\text{do}(A := v)$. By the exogeneity of A , the interventional distribution of our system variables (Y, X, H, A) under the intervention $\text{do}(A := v)$ is given by the simultaneous distribution of (X_v, Y_v, H_v, v) generated by the system where we have changed the structural assignment in the following way

$$\begin{bmatrix} Y_v \\ X_v \\ H_v \end{bmatrix} := B \begin{bmatrix} Y_v \\ X_v \\ H_v \end{bmatrix} + Mv + \varepsilon.$$

Intervening on the exogenous variables A does not change any of the original structural assignments of the endogenous variables. It changes the distribution of the anchors and that change propagates through the system. The anchor regression coefficient now minimizes the worst case mean squared prediction error when considering all such interventions on A up to a certain strength. By [Rothenhäusler et al., 2018, Theorem 1] it holds that

$$\gamma_{\text{AR}}(\lambda) = \arg \min_{\gamma \in \mathbb{R}^d} \sup_{v \in C(\lambda)} E^{\text{do}(A:=v)} \left[(Y - \gamma^\top X)^2 \right],$$

where

$$C(\lambda) := \{v : \Omega \rightarrow \mathbb{R}^q : \text{Cov}(v, \varepsilon) = 0, E(vv^\top) \preceq (\lambda + 1)E(AA^\top)\}.$$

Here, $E^{\text{do}(A:=v)}$ denotes the expectation with respect to the distribution entailed under the intervention $\text{do}(A := v)$ and (Ω, \mathcal{F}, P) is the common background probability space on which A and ε are generated. This result holds regardless of the identifiability of any causal parameter.

2.3 Distributional Robustness of K-class Estimators

We now introduce K-class estimators that are used as a limited information estimator for single equation inference. From the assumption of a linear SEM, that is, (A1)–(A7), it follows

$$\mathbf{Y} = \mathbf{X}\gamma_0 + \mathbf{A}\beta_0 + \mathbf{H}\eta_0 + \varepsilon_Y = \mathbf{X}\gamma_0 + \mathbf{A}\beta_0 + \tilde{\mathbf{U}}_Y = \mathbf{Z}\alpha_0 + \tilde{\mathbf{U}}_Y, \quad (13)$$

see Section 1.2.1. Suppose that we are given further non-sample information about which components of γ_0 and β_0 are zero. We can then partition $\mathbf{X} = [\mathbf{X}_* \ \mathbf{X}_{-*}] \in \mathbb{R}^{n \times (d_1 + d_2)}$, $\mathbf{A} =$

$[\mathbf{A}_* \quad \mathbf{A}_{-*}] \in \mathbb{R}^{n \times (q_1 + q_2)}$ and $\mathbf{Z} = [\mathbf{Z}_* \quad \mathbf{Z}_{-*}] = [\mathbf{X}_* \quad \mathbf{A}_* \quad \mathbf{X}_{-*} \quad \mathbf{A}_{-*}]$ with $\mathbf{Z} \in \mathbb{R}^{n \times ((d_1 + q_1) + (d_2 + q_2))}$, where \mathbf{X}_{-*} and \mathbf{A}_{-*} corresponds to the variables for which our non-sample information states that the components of γ_0 and β_0 are zero, respectively. We call the variables corresponding to \mathbf{A}_* included exogenous variables. Similarly, we write $\gamma_0 = (\gamma_{0,*}, \gamma_{0,-*})$, $\beta_0 = (\beta_{0,*}, \beta_{0,-*})$ and $\alpha_0 = (\alpha_{0,*}, \alpha_{0,-*}) = (\gamma_{0,*}, \beta_{0,*}, \gamma_{0,-*}, \beta_{0,-*})$. The structural equation of interest then reduces to

$$\mathbf{Y} = \mathbf{X}_* \gamma_{0,*} + \mathbf{X}_{-*} \gamma_{0,-*} + \mathbf{A}_* \beta_{0,*} + \mathbf{A}_{-*} \beta_{0,-*} + \tilde{\mathbf{U}}_Y = \mathbf{Z}_* \alpha_{0,*} + \mathbf{U}_Y,$$

where $\mathbf{U}_Y = \mathbf{X}_{-*} \gamma_{0,-*} + \mathbf{A}_{-*} \beta_{0,-*} + \mathbf{H} \eta_0 + \varepsilon_Y$. In the case that the non-sample information is indeed correct, we have that $\mathbf{U}_Y = \tilde{\mathbf{U}}_Y = \mathbf{H} \eta_0 + \varepsilon_Y$.

The K-class estimator [Theil, 1958, Nagar, 1959] with parameter $\kappa \in \mathbb{R}$ for a simultaneous estimation of α_0 is given as the solution of the modified TLS normal equation ($\kappa = 1$) given by

$$\begin{bmatrix} (\mathbf{X}_* - \kappa \mathbf{R}_*)^\top \\ \mathbf{X}_*^\top \end{bmatrix} \mathbf{Y} = \begin{bmatrix} \mathbf{X}_*^\top \mathbf{X}_* - \kappa \mathbf{R}_*^\top \mathbf{R}_* & \mathbf{X}_*^\top \mathbf{A}_* \\ \mathbf{A}_*^\top \mathbf{X}_* & \mathbf{A}_*^\top \mathbf{A}_* \end{bmatrix} \alpha, \quad (14)$$

with respect to α , where $\mathbf{R}_* = \mathbf{X}_* - P_{\mathbf{A}} \mathbf{X}_*$ are the residuals when regressing \mathbf{X}_* on \mathbf{A} by the ordinary least square method. The normal equation (14) can be solved if the block-matrix on the right hand side is invertible. In that case, the K-class estimator can be written in a closed form as the solution given by

$$\hat{\alpha}_K^n(\kappa; \mathbf{Y}, \mathbf{Z}_*, \mathbf{A}) = (\mathbf{Z}_*^\top (I - \kappa P_{\mathbf{A}}^\perp) \mathbf{Z}_*)^{-1} \mathbf{Z}_*^\top (I - \kappa P_{\mathbf{A}}^\perp) \mathbf{Y}, \quad (15)$$

where $I - \kappa P_{\mathbf{A}}^\perp = I - \kappa(I - P_{\mathbf{A}}) = (1 - \kappa)I + \kappa P_{\mathbf{A}}$; see Lemma B.1.

Comparing Equations (12) and (15) suggests a close connection between anchor regression and K-class estimators for inference of structural equations with no included exogenous variables. In the following subsections, we establish this connection and subsequently extend the distributional robustness properties of the anchor regression estimator to general K-class estimators.

2.3.1 K-class Estimators in Models with no Included Exogenous Variables

Assume that, in addition to (A1)–(A7), we have the non-sample information that $\beta_0 = 0$, that is, no exogenous variable in A directly affects the target variable Y ; we call this the instrumental variable model. In this model, the K-class estimator of γ_0 with parameter $\kappa < 1$ is given by

$$\begin{aligned} \hat{\gamma}_K^n(\kappa) &= [\mathbf{X}^\top ((1 - \kappa)I + \kappa P_{\mathbf{A}}) \mathbf{X}]^{-1} (\mathbf{X}^\top ((1 - \kappa)I + \kappa P_{\mathbf{A}}) \mathbf{Y}) \\ &= \left[\mathbf{X}^\top \left(I + \frac{\kappa}{1 - \kappa} P_{\mathbf{A}} \right) \mathbf{X} \right]^{-1} \left(\mathbf{X}^\top \left(I + \frac{\kappa}{1 - \kappa} P_{\mathbf{A}} \right) \mathbf{Y} \right) \\ &= \gamma_{\text{AR}}^n \left(\frac{\kappa}{1 - \kappa} \right). \end{aligned}$$

The K-class estimator for $\kappa < 1$ thus coincides with the anchor regression estimator with penalty parameter $\lambda = \kappa/(1 - \kappa)$. Equivalently, we have $\gamma_{\text{AR}}^n(\lambda) = \gamma_K^n(\lambda/(1 + \lambda))$ for any $\lambda > -1$.

As such, the K-class estimator inherits the following distributional robustness property:

$$\gamma_K(\kappa) = \gamma_{\text{AR}} \left(\frac{\kappa}{1 - \kappa} \right) = \arg \min_{\gamma \in \mathbb{R}^d} \sup_{v \in C(\kappa/(1 - \kappa))} E^{\text{do}(A:=v)} \left[(Y - \gamma^\top X)^2 \right], \quad (16)$$

where

$$C\left(\frac{\kappa}{1-\kappa}\right) = \left\{v : \Omega \rightarrow \mathbb{R}^q : \text{Cov}(v, \varepsilon) = 0, E(vv^\top) \preceq \frac{1}{1-\kappa} E(AA^\top)\right\}.$$

This statement holds by Theorem 1 of Rothenhäusler et al. [2018].

In an identifiable model with $P \lim_{n \rightarrow \infty} \kappa = 1$ we have that $\hat{\gamma}_K^n(\kappa)$ consistently estimates the causal parameter [e.g. Mariano, 2001]. For such a choice of κ , the robustness above is just a weaker version of what the causal coefficient can guarantee. However, the above result in (16) establishes a robustness property for fixed $\kappa < 1$, even in cases where the model is not identifiable. Furthermore, since we did not use that the non-sample information that $\beta_0 = 0$ was true, the robustness property is resilient to model misspecification in terms of excluding included exogenous variables from the target equation which generally also breaks any kind of identifiability. We will later in Remark 2.4 see that the distributional robustness property for general K-class estimators holds regardless of various model misspecifications.

2.3.2 The K-class Estimators as Penalized Regression Estimators

We now show that general K-class estimators can be written as solutions to penalized regression problems. The first appearance of such a representation is, to the best of our knowledge, due to McDonald [1977] building upon previous work of Basmann [1960a,b]. Their representation, however, concerns only the endogenous part γ . We require a slightly different statement and will show that the entire K-class estimator of $\alpha_{0,*}$, i.e., the simultaneous estimation of $\gamma_{0,*}$ and $\beta_{0,*}$, can be written as a penalized regression problem. Let therefore $l_{IV}(\alpha; \mathbf{Y}, \mathbf{Z}_*, \mathbf{A})$, $l_{IV}^n(\alpha; \mathbf{Y}, \mathbf{Z}_*, \mathbf{A})$ and $l_{OLS}(\alpha; \mathbf{Y}, \mathbf{Z}_*)$, $l_{OLS}^n(\alpha; \mathbf{Y}, \mathbf{Z}_*)$ denote the population and empirical TSLS and OLS loss functions as defined in Equations (6) to (8). That is, the TSLS loss function for regressing \mathbf{Y} on the included endogenous and exogenous variables \mathbf{Z}_* using the exogeneity of \mathbf{A} and \mathbf{A}_{-*} as instruments and the OLS loss function for regressing \mathbf{Y} on \mathbf{Z}_* . We define the K-class population and finite-sample loss functions as an affine combination of the two loss functions above. That is,

$$l_K(\alpha; \kappa, Y, Z_*, A) = (1 - \kappa)l_{OLS}(\alpha; Y, Z_*) + \kappa l_{IV}(\alpha; Y, Z_*, A), \quad (17)$$

$$l_K^n(\alpha; \kappa, \mathbf{Y}, \mathbf{Z}_*, \mathbf{A}) = (1 - \kappa)l_{OLS}^n(\alpha; \mathbf{Y}, \mathbf{Z}_*) + \kappa l_{IV}^n(\alpha; \mathbf{Y}, \mathbf{Z}_*, \mathbf{A}). \quad (18)$$

Proposition 2.1.

Assume one of the following scenarios

- 1) $\kappa < 1$ and (A13) holds,
- 2) $\kappa = 1$ and (A14) holds,

The estimator minimizing the empirical loss function of Equation (18) is then almost surely well-defined and coincides with the K-class estimator of Equation (15), that is,

$$\hat{\alpha}_K^n(\kappa; \mathbf{Y}, \mathbf{Z}_*, \mathbf{A}) = \arg \min_{\alpha \in \mathbb{R}^{d_1 + q_1}} l_K^n(\alpha; \kappa, \mathbf{Y}, \mathbf{Z}_*, \mathbf{A}). \quad (19)$$

almost surely.

◻

Assuming $\kappa \neq 1$, we can rewrite Equation (19) to

$$\hat{\alpha}_K^n(\kappa; \mathbf{Y}, \mathbf{Z}_*, \mathbf{A}) = \arg \min_{\alpha \in \mathbb{R}^{d_1+q_1}} \{l_{\text{OLS}}^n(\alpha; \mathbf{Y}, \mathbf{Z}_*) + \frac{\kappa}{1-\kappa} l_{\text{IV}}^n(\alpha; \mathbf{Y}, \mathbf{Z}_*, \mathbf{A})\}. \quad (20)$$

Thus, K-class estimators seek to minimize the ordinary least squares loss for regressing \mathbf{Y} on \mathbf{Z}_* , while simultaneously penalizing the strength of a transform on the sample covariance between the resulting prediction residuals and the entire collection of anchors \mathbf{A} .

In the following section, we consider a population version of the above quantity. If we replace the finite sample assumptions (A13) and (A14) with the corresponding population assumptions (A10) and (A11), correspondingly, we get that the minimization estimator of the empirical loss function of Equation (18) is asymptotically well-defined. Furthermore, we now prove that whenever the population assumptions are satisfied, then, for any fixed $\kappa \in [0, 1]$, $\hat{\alpha}_K^n(\kappa; \mathbf{Y}, \mathbf{Z}_*, \mathbf{A})$ converges in probability towards the population K-class estimand.

Proposition 2.2.

Assume one of the following scenarios

- 1) $\kappa \in [0, 1)$ and (A10) holds,
- 2) $\kappa = 1$ and (A11) holds.

It then holds that $(\hat{\alpha}_K^n(\kappa; \mathbf{Y}, \mathbf{Z}_, \mathbf{A}))_{n \geq 1}$ is an asymptotically well-defined sequence of estimators in the sense that*

$$P \left[\arg \min_{\alpha \in \mathbb{R}^{d_1+q_1}} l_K^n(\alpha; \kappa, \mathbf{Y}, \mathbf{Z}_*, \mathbf{A}) \text{ is well-defined} \right] \xrightarrow{n \rightarrow \infty} 1.$$

Furthermore, the sequence consistently estimates the well-defined population K-class estimand

$$\hat{\alpha}_K^n(\kappa; \mathbf{Y}, \mathbf{Z}_*, \mathbf{A}) \xrightarrow[n \rightarrow \infty]{P} \alpha_K(\kappa; Y, Z_*, A) := \arg \min_{\alpha \in \mathbb{R}^{d_1+q_1}} l_K(\alpha; \kappa, Y, Z_*, A).$$

◻

2.3.3 Distributional Robustness of General K-class Estimators

We are now able to prove that the general K-class estimator possesses a robustness property similar to the statements above. It is prediction optimal, under a set of interventions; this time, this set includes interventions on all exogenous A up to a certain strength. More formally, we have the following theorem.

Theorem 2.3.

Assume that (Y, X, H, A) is generated in accordance with the SEM in Equation (1), that is, (A1)–(A7). For any $\kappa \in [0, 1)$ and $Z_ = (X_*, A_*)$ with $X_* \subseteq X$ and $A_* \subseteq A$, we have, whenever the population K-class estimand is well-defined, that*

$$\begin{aligned} \alpha^K(\kappa; Y, Z_*, A) &= \arg \min_{\alpha \in \mathbb{R}^{d_1+q_1}} \sup_{v \in C(\kappa)} E^{\text{do}(A:=v)} [(Y - \alpha^\top Z_*)^2] \\ &= \arg \min_{\gamma \in \mathbb{R}^{d_1}, \beta \in \mathbb{R}^{q_1}} \sup_{v \in C(\kappa)} E^{\text{do}(A:=v)} [(Y - \gamma^\top X_* - \beta^\top A_*)^2], \end{aligned}$$

where

$$C(\kappa) := \left\{ v : \Omega \rightarrow \mathbb{R}^q : \text{Cov}(v, \varepsilon) = 0, E(vv^\top) \preceq \frac{1}{1-\kappa} E(AA^\top) \right\}.$$

○

In other words, among all linear prediction methods of Y using Z_* as predictors, the K-class estimator with parameter κ has the lowest possible worst case mean squared prediction error when considering all interventions on the exogenous variables A contained in $C(\kappa)$. As κ approaches one, the estimator is prediction optimal under a class of arbitrarily strong interventions that act in the same direction as the variance of A .

Due to the relation between anchor regression and K-class estimators, the above theorem follows from Theorem 1 by Rothenhäusler et al. [2018] in the special case of $A_* = \emptyset$. Our result additionally allows for $A_* \neq \emptyset$. The proof follows by similar arguments.

In Theorem 2.3, we have made use of the language of SEMs in that it yields the notion of interventions.¹ As such, the theorem can be rephrased using any other notion of interventions. The crucial assumptions are the exogeneity of A and the linearity of the system. Furthermore, the result is robust with respect to several model misspecifications.

Remark 2.4 – Model misspecification.

Theorem 2.3 still holds under the following model misspecifications that arises from erroneous non-sample information and the possibility of unobserved endogenous variables, which may break the identification of $\alpha_{0,*}$. Many of such violations generally render the K-class estimators inconsistent even when $\text{P-lim } \kappa = 1$.

- i) *Exclude included endogenous variables.* Consider the setup where there is no hidden variables entering the target equation given by $Y = \gamma_0^\top X + \beta_0^\top A + \varepsilon_Y$, with $\varepsilon_Y \perp\!\!\!\perp A$. If we erroneously exclude an endogenous variable that directly affects Y , i.e., $\gamma_{0,-*} \neq 0$, then this is equivalent with drawing inference from the model $Y = \gamma_{0,*}^\top X_* + \beta_{0,*}^\top A_* + U$, where $U = \varepsilon_Y + \gamma_{0,-*}^\top X_{-*}$. In the case that $E(A_{-*}U) = E(A_{-*}X_{-*}^\top)\gamma_{0,-*} \neq 0$ we have introduced dependence that renders at least some of the instruments A_{-*} invalid, breaking identifiability of $\alpha_{0,*} = (\gamma_{0,*}, \beta_{0,*})$.
- ii) *Exclude included exogenous variables.* Consider again the setup from i) where there is no hidden variables entering the target equation. If we erroneously exclude a exogenous variable that directly affects Y , i.e., $\beta_{0,-*} \neq 0$, then this is equivalent with drawing inference from the model $Y = \gamma_{0,*}^\top X_* + \beta_{0,*}^\top A_* + U$, where $U = \varepsilon_Y + \beta_{0,-*}^\top A_{-*}$. It holds that $E(A_{-*}U) = E(A_{-*}A_{-*}^\top)\beta_{0,-*} \neq 0$, again rendering the instruments invalid.
- iii) *Possibility of hidden endogenous variables.* Consider the case with included hidden variables that are directly influenced by the excluded exogenous variables, i.e., $A_{-*} \rightarrow H \rightarrow Y$. This implies that the excluded exogenous variables A_{-*} are correlated with the collapsed noise variable in the structural equation $Y = \alpha_{0,*}^\top Z_* + U$, where $U = \varepsilon_Y + \eta_0^\top H$ with $\eta_0 \neq 0$. In the case that $E(A_{-*}U) = E(A_{-*}H^\top)\eta_0 \neq 0$ the instruments are invalid.

○

¹In particular, we have not considered the SEM as a model for counterfactual statements.

3 The P-Uncorrelated Least Square Estimator

In this section, we propose a novel consistent estimator for the causal linear coefficients from the collection of endogenous and possibly exogenous regressors Z to the target Y . Let us assume that all variables have mean zero, in which case the sample product moment of the exogenous variables A and the regression residuals $Y - \alpha^\top Z$ is an unbiased and consistent estimator of the covariance. We henceforth denote the sample product moment as the sample covariance. In the two-stage least square (TSLS) estimator one minimizes a sample covariance between the instruments and the regression residuals: we can write $l_V^n(\alpha; \mathbf{Y}, \mathbf{Z}, \mathbf{A}) = \|\widehat{\text{Cov}}_n(A, Y - \alpha^\top Z)\|_{(n^{-1}\mathbf{A}^\top\mathbf{A})^{-1/2}}^2$, where $\|\cdot\|_{(n^{-1}\mathbf{A}^\top\mathbf{A})^{-1/2}}$ is the norm induced by the inner product $\langle x, y \rangle = x^\top (n^{-1}\mathbf{A}^\top\mathbf{A})^{-1/2} y$. In the just-identified setup the TSLS estimator yields a sample covariance that is exactly zero and is known to be unstable, in that it has no moments of any order. Intuitively, the constraint of vanishing sample covariance may be too strong. Even for the true (and unknown) causal coefficient, we expect, for finite sample size, the sample covariance to be small, but not exactly zero. The key idea of the p-uncorrelated least square estimator (PULSE) is to minimize the residual sum of squares, while constraining the sample covariance between residuals and exogenous variables to be small, but possibly non-zero.

Let therefore $\mathcal{H}_0(\alpha)$ denote the hypothesis that the prediction residuals using α as a regression coefficient is simultaneously uncorrelated with every exogenous variable, that is,

$$\mathcal{H}_0(\alpha) : \text{Corr}(A, Y - \alpha^\top Z) = 0.$$

This hypothesis is in some models under certain conditions equivalent to the hypothesis that α is the true causal coefficient. (One of these conditions is the rank condition (B8) introduced below, known as the rank condition for identification in econometrics [Wooldridge, 2010].) Let $T(\alpha; \mathbf{Y}, \mathbf{Z})$ be a finite sample test statistic for testing $\mathcal{H}_0(\alpha)$ and let $\text{p-value}(T(\alpha; \mathbf{Y}, \mathbf{Z}))$ denote the p-value associated with the test of $\mathcal{H}_0(\alpha)$. We propose the p-uncorrelated least square estimator (PULSE) given by

$$\hat{\alpha}_{\text{PULSE}}^n(p_{\min}) = \underset{\text{subject to } \text{p-value}(T(\alpha; \mathbf{Y}, \mathbf{Z})) \geq p_{\min}}{\text{argmin}_{\alpha}} l_{\text{OLS}}^n(\alpha; \mathbf{Y}, \mathbf{Z}) \quad (21)$$

where p_{\min} is a pre-specified level of the hypothesis test. In words, we aim to minimize the mean squared prediction error among all coefficients which yield a p-value for testing $\mathcal{H}_0(\alpha)$ that does not fall below some pre-specified level-threshold $p_{\min} \in (0, 1)$. That is, the minimization is constrained to the acceptance region of the test. In practice, we propose to use the PULSE estimator with a fixed level $p_{\min} = 0.05$. Under no model misspecification, the constraint set contains the true causal parameter in 95% of the cases. Among those parameters, we choose the solution that is closest to the OLS solution (which is consistent in the case of no confounding). Here, closeness is measured in the OLS distance.²

Below, we propose a class of significance tests, that contains, e.g., the Anderson-Rubin test [Anderson and Rubin, 1949], but other choices are possible, too. While the objective function in Equation (21) is quadratic in α , the constraint is, in general, non-convex. We will prove in Section 3.5 that the problem can nevertheless be solved with low computational cost.

² We define the OLS norm via $\|\alpha\|_{\text{OLS}}^2 := l_{\text{OLS}}^n(\alpha + \hat{\alpha}_{\text{OLS}}^n) - l_{\text{OLS}}^n(\hat{\alpha}_{\text{OLS}}^n) = \alpha^\top \mathbf{Z}^\top \mathbf{Z} \alpha$, where $\hat{\alpha}_{\text{OLS}}^n$ is the OLS estimator. This defines a norm (rather than a semi-norm) if $\mathbf{Z}^\top \mathbf{Z}$ is non-degenerate. Minimizing $l_{\text{OLS}}^n(\alpha) = \|\mathbf{Y} - \mathbf{Z}\alpha\|_2^2 = (\alpha - \hat{\alpha}_{\text{OLS}}^n)^\top \mathbf{Z}^\top \mathbf{Z} (\alpha - \hat{\alpha}_{\text{OLS}}^n) + \|\mathbf{Y} - \mathbf{Z}\hat{\alpha}_{\text{OLS}}^n\|_2^2$ is equivalent to minimizing $\|\alpha - \hat{\alpha}_{\text{OLS}}^n\|_{\text{OLS}}^2$.

In Section 3.1, we briefly introduce the setup and assumptions we will make use of further below. In Section 3.2, we specify a class of asymptotically consistent tests for $\mathcal{H}_0(\alpha)$. In Section 3.3 we formally define the PULSE estimator. In Section 3.4, we show that the PULSE estimator is well-defined by proving that it is equivalent to a solvable convex quadratically constrained quadratic program which we denote by the primal PULSE. In Section 3.5, we compute the Lagrangian dual, that we denote by the dual PULSE. The latter representation yields a computationally efficient algorithm and shows that the PULSE estimator is a K-class estimator with a data-driven choice of κ .

3.1 Setup and Assumptions

In the following sections we assume that $(Y, X, H, A) \in \mathbb{R}^{1+d+r+q}$ is generated in accordance with the SEM in Equation (1) and that $(\mathbf{Y}, \mathbf{X}, \mathbf{H}, \mathbf{A})$ consists of $n \geq \min\{d, q\}$ row-wise independent and identically distributed copies of (Y, X, H, A) . The structural equation of interest is

$$Y = \gamma_0^\top X + \eta_0^\top H + \beta_0^\top A + \varepsilon_Y.$$

Assume that we have some non-sample information about which $d_2 = d - d_1$ and $q_2 = q - q_1$ coefficients of γ_0 and β_0 , respectively, are zero. As in Section 2, we let the subscript $*$ denote the variables and coefficients that are non-zero according to the non-sample information. To simplify notation, we drop the $*$ subscript from Z and \mathbf{Z} ; that is, we write $Z = [X_*^\top A_*^\top]^\top \in \mathbb{R}^{d_1+q_1}$, $\mathbf{Z} = [\mathbf{X}_* \ \mathbf{A}_*] \in \mathbb{R}^{n \times (d_1+q_1)}$ and denote by $\alpha_0 := (\gamma_0^\top, \beta_0^\top)^\top := \alpha_{0,*} \in \mathbb{R}^{d_1+q_1}$ the active parameters in the structural equation of interest. That is,

$$Y = \alpha_0^\top Z + U_Y,$$

where $U_Y = \alpha_{0,-*}^\top Z_{-*} + \eta_0^\top H + \varepsilon_Y$. If the non-sample information is true, then $U_Y = \eta_0^\top H + \varepsilon_Y$.

We define a setup as being under- just- and over-identified by the degree of over-identification $q_2 - d_1$ being negative, equal to zero and positive, respectively. That is, the number of excluded exogenous variables A_{-*} being less, equal or larger than the number of included endogenous variables X_* in the target equation.

We assume that the global assumptions (A1) to (A9) from Section 2.1 still hold. Furthermore, we will throughout this section make use of the following situational assumptions

- (B1) $A \perp U_Y$.
- (B2) $E(A) = 0$.
- (B3) ε has non-degenerate marginals.
- (B4) $\mathbf{Z}^\top \mathbf{Z}$ is of full rank.
- (B5) $\mathbf{A}^\top \mathbf{Z}$ is of full rank.
- (B6) $[\mathbf{Z} \ \mathbf{Y}]$ is of full column rank.
- (B7) EAA^\top is of full rank.
- (B8) EAZ^\top is of full rank.

(B9) ε has density with respect to Lebesgue measure.

(B10) B of the SEM in Equation (1) is lower triangular.

(B11) No K-class estimator $\hat{\alpha}_K^n(\kappa)$ with $\kappa \in [0, 1)$, is a member of \mathcal{M}_{IV} , see (28) below.

Assumption (B1) holds if our non-sample information is true, and the instrument set A is independent of all unobserved endogenous variables H_i which directly affect the target Y . This holds, for example, if the latent variables are source nodes, that is, they have no parents in the causal graph corresponding the SEM. The mean zero assumption (B2) can be achieved by centering the data. Strictly speaking, this introduces a weak dependence structure in the observations, which is commonly ignored. Alternatively, one can perform sample splitting. For more details on this assumption and the possibility of relaxing it, see Remark 3.2. The global assumptions (A1) to (A9) yield that (Y, X, H, A) is well-defined. They furthermore ensure that the empirical instrumental variable loss function $l_{IV}^n(\alpha) = \|P_{\mathbf{A}}(\mathbf{Y} - \mathbf{Z}\alpha)\|_2^2$ and its corresponding population version are well-defined. Assumption (B4) ensures that K-class estimators for $\kappa < 1$ are well-defined, regardless of the over-identification degree. In the under-identified setup, Assumption (B5) yields that there exists a subspace of solutions minimizing $l_{IV}^n(\alpha)$. In the just- and over-identified setup this assumption ensures that $l_{IV}^n(\alpha)$ has a unique minimizer given by the two-stage least squares estimator $\hat{\alpha}_{\text{TSL}}^n := (\mathbf{Z}^\top P_{\mathbf{A}} \mathbf{Z})^{-1} \mathbf{Z}^\top P_{\mathbf{A}} \mathbf{Y}$. Assumption (B6) is used to ensure that the ordinary least square objective function $l_{\text{OLS}}^n(\alpha; \mathbf{Y}, \mathbf{Z})$ is strictly positive, such that division by this function is always well-defined. Assumptions (B3), (B7) and (B8) ensure that various limiting arguments are valid. Furthermore, in the just- and over-identified setup Assumption (B8) is known as the rank condition for identification of α_0 . Assumptions (B9) and (B10) can be used to justify (B11). Assumption (B11) states that no K-class estimator with $\kappa \in [0, 1)$ minimizes the instrumental variable loss function l_{IV}^n .

Proofs of results in this section can be found in Appendix E unless otherwise stated. Some lemmas that are naturally presented late in the main text might be used in the proofs of previous results. To avoid the appearance of circular arguments these few selected lemmas are proven separately in Appendix D prior to Appendix E.

3.2 Testing for Vanishing Correlation

We now introduce a class of tests for the null hypothesis $\mathcal{H}_0(\alpha) : \text{Corr}(A, Y - Z\alpha) = 0$ that have point-wise asymptotic level and pointwise asymptotic power. These tests will allow us to define the corresponding PULSE estimator. Assume that (B6) holds and let $T_n : \mathbb{R}^{d_1+q_1} \rightarrow \mathbb{R}$ be given by

$$T_n^c(\alpha) := c(n) \frac{l_{IV}^n(\alpha)}{l_{\text{OLS}}^n(\alpha)} = c(n) \frac{\|P_{\mathbf{A}}(\mathbf{Y} - \mathbf{Z}\alpha)\|_2^2}{\|\mathbf{Y} - \mathbf{Z}\alpha\|_2^2},$$

where $c(n)$ is a function that will typically scale linearly in n . Let us denote the $1 - p$ quantile of the central Chi-Squared distribution with q degrees of freedom by $Q_{\chi_q^2}(1 - p)$. It follows from the central limit theorem that we can test $\mathcal{H}_0(\alpha)$ in the following manner.

Lemma 3.1 (Level and power of the test).

Assume that (B1) to (B3), (B6) and (B7) hold and assume that $c(n) \sim n$ as $n \rightarrow \infty$. For any $p \in (0, 1)$ and any fixed α , the statistical test rejecting the null hypothesis $\mathcal{H}_0(\alpha)$ if

$$T_n^c(\alpha) > Q_{\chi_q^2}(1 - p),$$

has point-wise asymptotic level p and point-wise asymptotic power of 1 against all alternatives as $n \rightarrow \infty$. \circ

Remark 3.2.

Assumption (B2), $E(A) = 0$, is important for the test statistic to be asymptotic pivotal under the null hypothesis, that is, to ensure that the asymptotic distribution of $T_n^c(\alpha)$ does not depend on the model parameters except for q . We can drop this assumption if we change the null hypothesis to $\mathcal{H}_0(\alpha) : E(A(Y - Z^\top \alpha)) = 0$ and add the assumption that $E(U_Y) = 0$. Furthermore, if we are in the just- or over-identified setup and (B8) holds, both of these hypotheses are under their respective assumptions equivalent to $\mathcal{H}_0(\alpha) : \alpha = \alpha_0$. That is, the test in Lemma 3.1 becomes an asymptotically consistent test for the causal parameter. \circ

Depending on the specific choice of $c(n)$, this class contains several tests, some of which are well-known. With $c(n) = n - q + Q_{\chi_q^2}(1 - p_{\min})$, for example, one recovers a test that is equivalent to the asymptotic version of the Anderson-Rubin test [Anderson and Rubin, 1949]. We make this connection precise in Remark B.2 in Appendix B. The Anderson-Rubin test is robust to weak instruments in the sense that the limiting distribution of the test-statistic under the null-hypothesis is not affected by weak instrument asymptotics [e.g. Stock et al., 2002, Staiger and Stock, 1997]. Weak instrument asymptotics is a model scheme where the instrument strength tends to zero at a rate of $n^{-1/2}$, i.e., the reduced form structural equation for the endogenous variables is given by $\mathbf{X} = \mathbf{A}n^{-1/2}\Pi_X + \varepsilon\Gamma_X^{-1}$. Furthermore, the Anderson-Rubin test suffers (in the case of known noise covariance matrix) from loss of power in the over-identified setting [Moreira, 2009]. To simplify notation, we will from now on work with the choice $c(n) = n$ and define the acceptance region with level $p_{\min} \in (0, 1)$ as

$$\mathcal{A}_n(1 - p_{\min}) := \{\alpha \in \mathbb{R}^{d_1+q_1} : T_n(\alpha) \leq Q_{\chi_q^2}(1 - p_{\min})\}, \quad (22)$$

where $T_n(\alpha)$ corresponds to the choice $c(n) = n$.

3.3 The PULSE Estimator

For any level $p_{\min} \in (0, 1)$, we formally define the PULSE estimator of Equation (21) by letting the feasible set be given by the acceptance region $\mathcal{A}_n(1 - p_{\min})$ of $\mathcal{H}_0(\alpha)$ using the test of Lemma 3.1. That is, we consider

$$\{\alpha \in \mathbb{R}^{d_1+q_1} : \text{p-value}(T(\alpha; \mathbf{Y}, \mathbf{Z})) \geq p_{\min}\} = \mathcal{A}_n(1 - p_{\min}),$$

such that

$$\hat{\alpha}_{\text{PULSE}}^n(p_{\min}) := \begin{array}{ll} \arg \min_{\alpha} & l_{\text{OLS}}^n(\alpha) \\ \text{subject to} & T_n(\alpha) \leq Q_{\chi_q^2}(1 - p_{\min}). \end{array} \quad (23)$$

In general, this is a non-convex optimization problem [e.g. Boyd and Vandenberghe, 2004] as the constraint function is non-convex, see the blue contours in Figure 1(left). From Figure 1(right) we see that in the given example the problem nevertheless has a unique and well-defined solution: the smallest level-set of l_{OLS}^n with a non-empty intersection of the acceptance region $\{\alpha : T_n(\alpha) \leq Q_{\chi_q^2}(1 - p_{\min})\}$ intersects with the latter region in a unique point.

In Section 3.4, we prove that this is not a coincidence: (23) has a unique solution that coincides with the solution of a strictly convex, quadratically constrained quadratic program (QCQP) with a

data-dependent constraint bound. In Section 3.5, we further derive an equivalent Lagrangian dual problem. This has two important implications. (1) It allows us to construct a computationally efficient procedure to compute a solution of the non-convex problem above, and (2), it shows that the PULSE estimator can be written as K-class estimators.

3.4 Primal Representation of PULSE

We now derive a QCQP representation of the PULSE problem, which we call the primal PULSE. For all $n \in \mathbb{N}$ and $t \geq 0$ define the empirical primal minimization problem (Primal.t.n) by

$$\begin{aligned} & \text{minimize}_{\alpha} \quad l_{\text{OLS}}^n(\alpha; \mathbf{Y}, \mathbf{Z}) \\ & \text{subject to} \quad l_{\text{IV}}^n(\alpha; \mathbf{Y}, \mathbf{Z}, \mathbf{A}) \leq t. \end{aligned} \tag{24}$$

We will henceforth drop the notational dependence of \mathbf{Y} , \mathbf{Z} and \mathbf{A} and refer to the objective and constraint functions as $l_{\text{OLS}}^n(\alpha)$ and $l_{\text{IV}}^n(\alpha)$. The following lemma shows that under suitable assumptions these problems are solvable, strictly convex QCQP problems satisfying Slater's condition.

Lemma 3.3 (Unique solvability of the primal).

Suppose that Assumptions (B4) and (B5) hold. It follows that $\alpha \mapsto l_{\text{OLS}}^n(\alpha)$ and $\alpha \mapsto l_{\text{IV}}^n(\alpha)$ are strictly convex and convex, respectively. Furthermore, for any $t > \inf_{\alpha} l_{\text{IV}}^n(\alpha)$ it holds that the constrained minimization problem (Primal.t.n) has a unique solution and satisfies Slater's condition. In the under- and just-identified setup the constraint bound requirement is equivalent to $t > 0$ and in the over-identified setup to $t > l_{\text{IV}}^n(\hat{\alpha}_{\text{TSL}}^n)$, where $\hat{\alpha}_{\text{TSL}}^n = (\mathbf{Z}^{\top} P_{\mathbf{A}} \mathbf{Z})^{-1} \mathbf{Z}^{\top} P_{\mathbf{A}} \mathbf{Y}$. \circ

We now restrict the primal problem constraint bounds to $t \in D_{\text{Pr}} := (\inf_{\alpha} l_{\text{IV}}^n(\alpha), l_{\text{IV}}^n(\hat{\alpha}_{\text{OLS}}^n)]$. Considering t that are larger than $\inf_{\alpha} l_{\text{IV}}^n(\alpha)$ ensures that the problem (Primal.t.n) is uniquely solvable and furthermore that Slater's condition is satisfied (see Lemma 3.3 above). (Slater's condition will play a role in Section 3.5 when establishing a sufficiently strong connection with its corresponding dual problem for which we can derive a (semi-)closed form solution.) Constraint bounds greater than or equal to $l_{\text{IV}}^n(\hat{\alpha}_{\text{OLS}}^n)$ yield identical solutions. Whenever it is well-defined, let $\hat{\alpha}_{\text{Pr}}^n : D_{\text{Pr}} \rightarrow \mathbb{R}^{d_1+q_1}$ denote the constrained minimization estimator given by the solution to the (Primal.t.n) problem

$$\hat{\alpha}_{\text{Pr}}^n(t) := \begin{aligned} & \arg \min_{\alpha} \quad l_{\text{OLS}}^n(\alpha) \\ & \text{subject to} \quad l_{\text{IV}}^n(\alpha) \leq t. \end{aligned} \tag{25}$$

Below, we will prove that for a specific choice of t , we have that the PULSE and the primal PULSE yield the same solutions. We therefore define $t_n^*(p_{\min})$ as the data-dependent constraint bound given by

$$t_n^*(p_{\min}) := \sup\{t \in (\inf_{\alpha} l_{\text{IV}}^n(\alpha), l_{\text{IV}}^n(\hat{\alpha}_{\text{OLS}}^n)] : T_n(\hat{\alpha}_{\text{Pr}}^n(t)) \leq Q_{\chi_q^2}(1 - p_{\min})\}. \tag{26}$$

If $t_n^*(p_{\min}) > -\infty$ or equivalently $t_n^*(p_{\min}) \in D_{\text{Pr}}$ we define the primal PULSE problem and its corresponding solution by (Primal. $t_n^*(p_{\min})$.n) and $\hat{\alpha}_{\text{Pr}}^n(t_n^*(p_{\min}))$. The following theorem yields conditions for when the solutions to the primal PULSE and PULSE problems coincide.

Theorem 3.4 (Primal representation of PULSE).

Let $p_{\min} \in (0, 1)$ and assume that (B4) to (B6) hold. Furthermore, assume that $t_n^(p_{\min}) > -\infty$*

such that primal PULSE problem is solvable. If $T_n(\hat{\alpha}_{\text{Pr}}^n(t_n^*(p_{\min}))) \leq Q_{\chi_q^2}(1 - p_{\min})$, then the PULSE problem has a unique solution given by the primal PULSE solution. That is, both $\hat{\alpha}_{\text{PULSE}}^n(p_{\min})$ of Equation (23) and $\hat{\alpha}_{\text{Pr}}^n(t_n^*(p_{\min}))$ are well-defined and satisfy

$$\hat{\alpha}_{\text{PULSE}}^n(p_{\min}) = \hat{\alpha}_{\text{Pr}}^n(t_n^*(p_{\min})).$$

◻

We show that $t_n^*(p_{\min}) > -\infty$ is a sufficient condition for $T_n(\hat{\alpha}_{\text{Pr}}^n(t_n^*(p_{\min}))) \leq Q_{\chi_q^2}(1 - p_{\min})$ in the proof of Theorem 3.8. The sufficiency of $t_n^*(p_{\min}) > -\infty$ is postponed to the latter proof as it easily follows from the dual representation. Hence, we have shown that finding the PULSE estimator, i.e., finding a solution to the non-convex PULSE problem, is equivalent to solving the convex QCQP primal PULSE for a data dependent choice of $t_n^*(p_{\min})$.³ But the problem remains of how to find $t_n^*(p_{\min})$.

Figure 1 shows an example of the equivalence in Theorem 3.4. Figure 1(right) shows that the level set of $l_{\text{IV}}(\alpha) = t^*(p_{\min})$ intersects the optimal level curve of $l_{\text{OLS}}^n(\alpha)$ in the same point given by minimizing over the constraint $T_n(\alpha) \leq Q_{\chi_q^2}(1 - p_{\min})$.

The set of solutions to the primal problem $\{\hat{\alpha}_{\text{Pr}}^n(t) : t \in D_{\text{Pr}}\}$ can in the just- and over-identified setup be visualized as an (in general) non-linear path in $\mathbb{R}^{d_1+q_1}$ between the TSLS estimator ($t = l_{\text{IV}}^n(\hat{\alpha}_{\text{TSLS}}^n)$) and the OLS estimator ($t = l_{\text{IV}}^n(\hat{\alpha}_{\text{OLS}}^n)$) [see also Rothenhäusler et al., 2018]. Theorem 3.4 yields that the PULSE estimator ($t = t_n^*(p_{\min})$) then seeks the estimator 'closest' to the OLS estimator along this path that does not yield a rejected test of simultaneous vanishing correlation between the resulting prediction residuals and the exogenous variables A , see Figure 2. In the under-identified setup, the TSLS end point corresponding to $t = \min_{\alpha} l_{\text{IV}}^n(\alpha)$ is instead given by the point in the IV solution space $\{\alpha \in \mathbb{R}^{d_1+q_1} : l_{\text{IV}}^n(\alpha) = 0\}$ with the smallest mean squared prediction residuals.

3.5 Dual Representation of PULSE

In this section, we derive a dual representation of the primal PULSE problem which we will denote the dual PULSE problem. This specific dual representation allows for the construction of a binary search algorithm for the PULSE estimator and yields that PULSE is a member of the K-class estimators with stochastic κ -parameter.

For any penalty parameter $\lambda \geq 0$ and $n \in \mathbb{N}$ we define the dual problem denoted (Dual. λ . n) by

$$\text{minimize } l_{\text{OLS}}^n(\alpha) + \lambda l_{\text{IV}}^n(\alpha). \quad (27)$$

Whenever (B4) holds, i.e., $\mathbf{Z}^T \mathbf{Z}$ is of full rank, then for any $\lambda \geq 0$ the solution to (Dual. λ . n) coincides with the K-class estimator with $\kappa = \lambda/(1 + \lambda) \in [0, 1)$, see Proposition 2.1. That is,

$$\hat{\alpha}_{\text{K}}^n(\kappa) = (\mathbf{Z}^T(\mathbf{I} + \lambda P_{\mathbf{A}})\mathbf{Z})^{-1} \mathbf{Z}^T(\mathbf{I} + \lambda P_{\mathbf{A}})\mathbf{Y}$$

solves (Dual. λ . n). Henceforth, let $\hat{\alpha}_{\text{K}}^n(\lambda)$ denote the solution to (Dual. λ . n), i.e., in a slight abuse of notation we will denote the solution to (Dual. λ . n) by $\hat{\alpha}_{\text{K}}^n(\lambda)$, such that $\hat{\alpha}_{\text{K}}^n(\lambda) = \hat{\alpha}_{\text{K}}^n(\kappa)$ for $\kappa = \lambda/(1 + \lambda)$. We refer to these two representations as the K-class estimator with penalty

³Given that value, we do not even need to use a numerical solver for the QCQP, but can instead solve the corresponding dual problem that we introduce in Section 3.5.

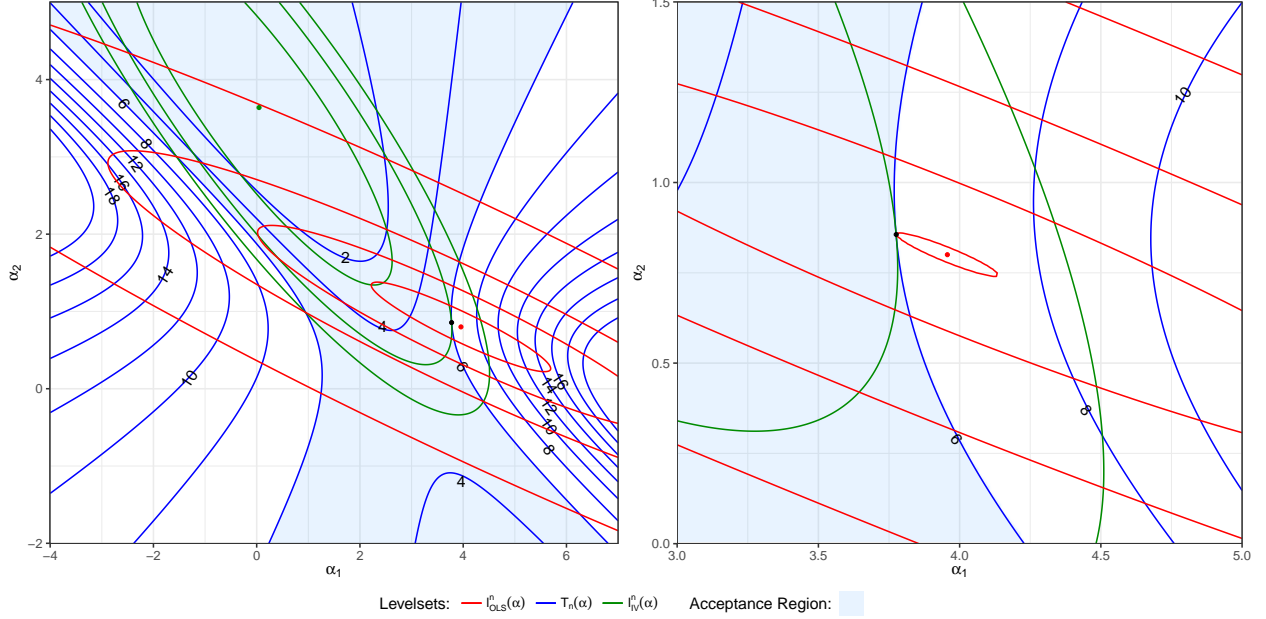


Figure 1: Illustrations of the level sets of l_{OLS}^n (red contours), the proposed test-statistic T_n (blue contours) and l_{IV}^n (green contours) in a just-identified setup. The example is generated with a two dimensional anchor $A = (A_1, A_2)$, one of which is included, and one included endogenous variable X , i.e., $Y = \alpha_1 X + \alpha_2 A_1 + H + \varepsilon_Y$ with $(\alpha_1, \alpha_2) = (1, 1)$. Both illustrations show level sets from the same setup, but they use different scales. The black text denotes the level of the test-statistic contours. In this setup, the PULSE constraint bound, the rejection threshold of the test with $p_{\min} = 0.05$, is $Q_{\chi^2_2}(0.95) \approx 5.99$. The blue level sets of T_n are non-convex. The sublevel set of the test, corresponding to the acceptance region, is illustrated by the blue area. In the right plot, we see that the smallest level set of l_{OLS}^n that has a non-empty intersection with the $Q_{\chi^2_q}(1 - p_{\min})$ -sublevel set of T_n is a singleton (black dot). This illustrates that in this example the PULSE problem is solvable and has a unique solution. The l_{IV}^n level set that intersects this singleton is exactly the $t_n^*(p_{\min})$ -level set of l_{IV}^n . This illustrates the statement of Theorem 3.4 in that the primal PULSE with that choice of t solves the PULSE problem.

parameter λ and parameter κ , respectively. The usage of κ or λ as argument should clarify which notation we refer to.

Under assumption (B5) we have that the minimum of $l_{IV}^n(\alpha)$ is attainable (see the proof of Lemma 3.3). Hence, let the solution space for the minimization problem $\min_{\alpha} l_{IV}^n(\alpha)$ be given by

$$\mathcal{M}_{IV} := \arg \min_{\alpha} l_{IV}^n(\alpha) = \{\alpha \in \mathbb{R}^{d_1+q_1} : l_{IV}^n(\alpha) = \min_{\alpha'} l_{IV}^n(\alpha')\}. \quad (28)$$

Furthermore, in the under-identified setup ($q_2 < d_1$), we have that \mathcal{M}_{IV} is a $(d_1 - q_2)$ -dimensional subspace of $\mathbb{R}^{d_1+q_1}$ and in the just- and over-identified setup it holds that $\mathcal{M}_{IV} = \{\hat{\alpha}_{TSLs}^n\}$.

We now prove that, in the generic case, K-class estimators for $\lambda \in [0, \infty)$ are different from the TSLS estimator. This result may not come as a surprise, but we include it as we need the result later and have not found it elsewhere.

Lemma 3.5 (K-class estimators and TSLS differ).

Assume that we are in the just- or over-identified setup and $n > q$. Furthermore, assume that (B4), (B5) and (A9) are almost surely satisfied and that (B9) and (B10) hold. It then almost surely holds,

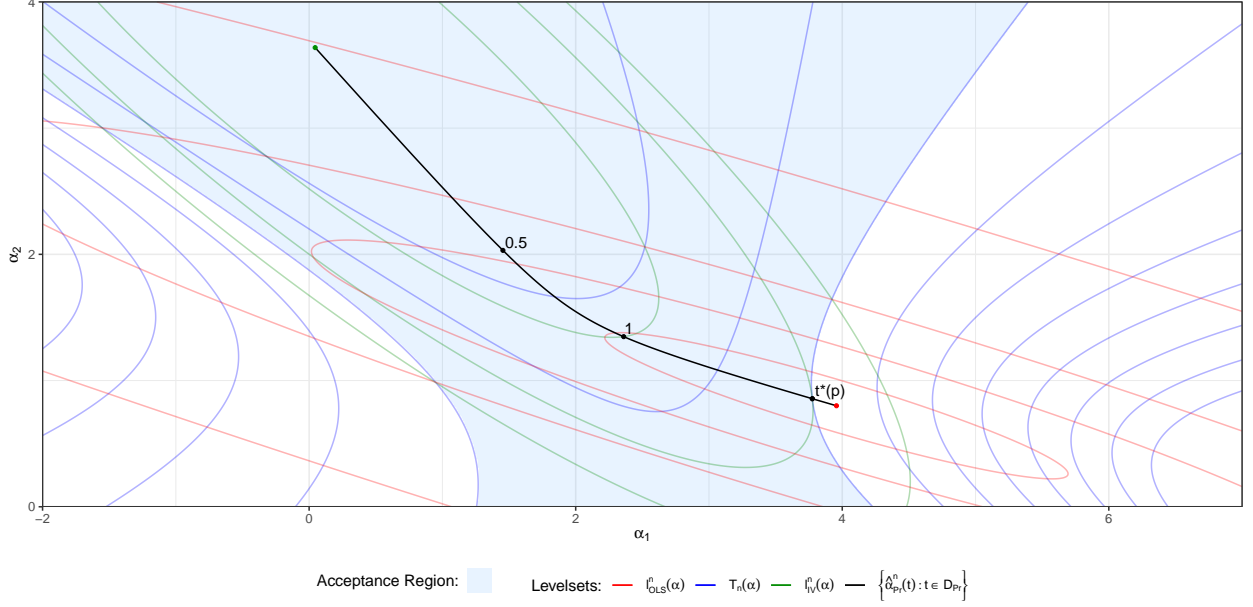


Figure 2: Illustration of the path of solutions to the class of primal problems between the least square estimator (red point) and the two stage least square estimator (green point). The setup is the same as in Figure 1. The black path corresponds to the aforementioned interpolation path $\{\hat{\alpha}_{Pr}^n(t) : t \in D_{Pr}\}$. The black points and corresponding text labels tell what constraint bound t yields the specific point. By the curvature of the black path we see that in general the class of primal solutions does not coincide with the class of convex combinations of the OLS and the TSLS estimators.

that all K -class estimators with penalty parameter $\lambda \in [0, \infty)$ differ from the two-stage least square estimator, i.e., $\hat{\alpha}_{TSLS}^n \notin \{\hat{\alpha}_K^n(\lambda) : \lambda \geq 0\}$. \circ

We conjecture that the corresponding statement holds in the under-identified setup, too. That is, $\mathcal{M}_{IV} \cap \{\hat{\alpha}_K^n(\lambda) : \lambda \geq 0\} = \emptyset$ holds almost surely. We therefore introduced this condition as an assumption: (B11) No K -class estimator $\hat{\alpha}_K^n(\lambda)$ with $\lambda \geq 0$, is a member of \mathcal{M}_{IV} . Furthermore, when imposing that (B11) holds we also have that the K -class estimators differ from each other.

Corollary 3.6 (K-class estimators differ from each other).

Assume that (B4), (B5) and (B11) hold. If $\lambda_1, \lambda_2 \geq 0$ with $\lambda_1 \neq \lambda_2$, then $\hat{\alpha}_K^n(\lambda_1) \neq \hat{\alpha}_K^n(\lambda_2)$. \circ

The above corollary is proven as Corollary D.1 in Appendix D. We now show that the class of K -class estimators with penalty parameter $\lambda \geq 0$ coincides with the class of constrained minimization-estimators that minimize the primal problems with constraint bounds $t > \min_{\alpha} l_{IV}^n(\alpha)$.

Lemma 3.7 (Connecting the primal and dual problems).

Assume that (B4) to (B6) and (B11) hold. Then, both of the following statements hold.

- i) For any $t \in D_{Pr}$, there exists a unique $\lambda(t) \geq 0$ such that (Primal. t . n) and (Dual. $\lambda(t)$. n) have the same unique solution.
- ii) For any $\lambda \geq 0$, there exists a unique $t(\lambda) \in D_{Pr}$ such that (Primal. $t(\lambda)$. n) and (Dual. λ . n) have the same unique solution.

◦

Lemma 3.7 tells us that, under appropriate assumptions,

$$\{\hat{\alpha}_K^n(\kappa) : \kappa \in [0, 1]\} = \{\hat{\alpha}_K^n(\lambda) : \lambda \geq 0\} = \{\hat{\alpha}_{Pr}^n(t) : t \in D_{Pr}\}.$$

In words, we have recast the K-class estimators with $\kappa \in [0, 1)$ as the class of solutions to the primal problems previously introduced. That the minimizers of $l_V^n(\alpha)$ are different from all the K-class estimators with penalty $\lambda \geq 0$ (or $\kappa \in [0, 1)$) guarantees that when representing a K-class problem in terms of a constrained optimization problem, we do not leave the class of problems satisfying Slater's condition.

We are now able to show the main result of this section. The PULSE estimator $\hat{\alpha}_{PULSE}^n(p_{\min})$ is contained in the class of K-class problems (Dual. $\lambda.n$). To see this, let us define the dual PULSE penalty parameter, i.e., the dual analogue of the primal PULSE constraint $t_n^*(p_{\min})$ as

$$\lambda_n^*(p_{\min}) := \inf\{\lambda \geq 0 : T_n(\hat{\alpha}_K^n(\lambda)) \leq Q_{\chi^2_d}(1 - p_{\min})\}. \quad (29)$$

If $\lambda_n^*(p_{\min}) < \infty$, we define the dual PULSE problem by (Dual. $\lambda_n^*(p_{\min})$) with solution

$$\hat{\alpha}_K^n(\lambda_n^*(p)) = \arg \min_{\alpha \in \mathbb{R}^{d_1+q_1}} l_{OLS}^n(\alpha) + \lambda_n^*(p_{\min}) l_V^n(\alpha).$$

Theorem 3.8 (Dual representation of PULSE).

Let $p_{\min} \in (0, 1)$ and assume that (B4) to (B6) and (B11) hold. If $\lambda_n^*(p_{\min}) < \infty$, then it holds that $t_n^*(p_{\min}) > -\infty$ and

$$\hat{\alpha}_K^n(\lambda_n^*(p_{\min})) = \hat{\alpha}_{Pr}^n(t_n^*(p_{\min})) = \hat{\alpha}_{PULSE}^n(p_{\min}),$$

where the primal constraint bound $t_n^*(p_{\min})$ is given by Equation (26) and the dual penalty parameter $\lambda_n^*(p_{\min})$ is given by Equation (29). ◦

Thus, the PULSE estimator seeks to minimize the K-class penalty λ , i.e., to pull the estimator along the K-class path $\{\hat{\alpha}_K^n(\lambda) : \lambda \geq 0\}$ as close to the ordinary least square estimator as possible. Furthermore, the statement implies that the PULSE estimator is a K-class estimator with data-driven penalty $\lambda_n^*(p_{\min})$ or, equivalently, parameter $\kappa = \lambda_n^*(p_{\min}) / (1 + \lambda_n^*(p_{\min}))$. Given a finite dual PULSE penalty parameter $\lambda_n^*(p_{\min})$ we can, by utilizing the closed form solution of the K-class problem, represent the PULSE estimator in the following form:

$$\hat{\alpha}_{PULSE}^n(p_{\min}) = \hat{\alpha}_K^n(\lambda_n^*(p_{\min})) = (\mathbf{Z}^T(\mathbf{I} + \lambda_n^*(p_{\min})P_{\mathbf{A}})\mathbf{Z})^{-1}\mathbf{Z}^T(\mathbf{I} + \lambda_n^*(p_{\min})P_{\mathbf{A}})\mathbf{Y}.$$

However, to the best of our knowledge, $\lambda_n^*(p_{\min})$ has no known closed form, so the above expression cannot be computed in closed-form either. In Section 3.5.1, we prove that the PULSE penalty parameter $\lambda_n^*(p_{\min})$ can be approximated with arbitrary precision by a simple binary search procedure.

The following lemma provides a necessary and sufficient condition for when the PULSE penalty parameter $\lambda_n^*(p_{\min})$ is finite. This condition can be easily checked in practice.

Lemma 3.9 (Infeasibility of the dual representation).

Let $p_{\min} \in (0, 1)$ and assume that (B4) to (B6) and (B11) hold. In the under- and just-identified setup we have that $\lambda_n^*(p_{\min}) < \infty$. In the over-identified setup it holds that

$$\lambda_n^*(p_{\min}) < \infty \iff T_n(\hat{\alpha}_{\text{TSLs}}^n) < Q_{\chi_q^2}(1 - p_{\min}).$$

This is not guaranteed to hold as the event that $\mathcal{A}_n(1 - p_{\min}) = \emptyset$ can have positive probability. \circ

Thus, under suitable regularity assumptions Lemma 3.9 yields that our dual representation of the PULSE estimator always holds in the under- and just-identified setup. It furthermore yields a sufficient and necessary condition for the dual representation to be valid in the over-identified setup, namely that the TSLs is in the interior of the acceptance region. Furthermore, this condition is possibly violated in the over-identified setup with non-negligible probability.

3.5.1 Binary Search for the Dual Parameter

The key insight allowing for a binary search procedure for $\lambda_n^*(p_{\min})$ is that the mapping $\lambda \mapsto T_n(\hat{\alpha}_K^n(\lambda))$ is monotonically decreasing.

Lemma 3.10 (Monotonicity of the losses and the test statistic).

Assume that (B4) holds. The maps $[0, \infty) \ni \lambda \mapsto l_{\text{OLS}}^n(\hat{\alpha}_K^n(\lambda))$ and $[0, \infty) \ni \lambda \mapsto l_{\text{IV}}^n(\hat{\alpha}_K^n(\lambda))$ are monotonically increasing and monotonically decreasing, respectively. Consequently, if (B6) holds, we have that the map

$$[0, \infty) \ni \lambda \mapsto T_n(\hat{\alpha}_K^n(\lambda)) = n \frac{l_{\text{IV}}^n((\mathbf{Z}^\top(\mathbf{I} + \lambda P_{\mathbf{A}})\mathbf{Z})^{-1}\mathbf{Z}^\top(\mathbf{I} + \lambda P_{\mathbf{A}})\mathbf{Y})}{l_{\text{OLS}}^n((\mathbf{Z}^\top(\mathbf{I} + \lambda P_{\mathbf{A}})\mathbf{Z})^{-1}\mathbf{Z}^\top(\mathbf{I} + \lambda P_{\mathbf{A}})\mathbf{Y})}$$

is monotonically decreasing. Furthermore, if (B11) also holds, these monotonicity statements can be strengthened to strictly decreasing and strictly increasing. \circ

The above lemma is proven as Lemma D.2 in Appendix D. If the OLS solution is not strictly feasible in the PULSE problem, then $\lambda_n^*(p_{\min})$ indeed is the smallest penalty parameter for which the test-statistic reaches a p-value of exactly p_{\min} ; see Lemma D.3.

We propose the the binary search algorithm presented in Algorithm 1, that can approximate a finite $\lambda_n^*(p_{\min})$ with arbitrary precision. Note that we terminate the binary search (see line 3) if $\lambda_n^*(p_{\min})$ is not finite, in which case we have no computable representation of the PULSE estimator. It is possible to improve this algorithm in the under- and just-identified setup, by initializing ℓ_{\max} as the quantity given by Equation (69) in the proof of Lemma 3.9. This initialization removes the need for the first while loop in (lines 8–11). We now prove that the above algorithm achieves the required precision and is asymptotically correct.

Lemma 3.11.

Let $p_{\min} \in (0, 1)$ and assume that (B4) and (B6) hold. If $\lambda_n^*(p_{\min}) < \infty$, then $\lambda_n^*(p_{\min})$ can be approximated with arbitrary precision by the binary search Algorithm 1, that is,

$$\text{Binary.Search}(N, p_{\min}) - \lambda_n^*(p_{\min}) \rightarrow 0,$$

as $N \rightarrow \infty$. \circ

Algorithm 1 Binary.Search with precision $1/N$.

```
1: input  $p_{\min}, N$ 
2: procedure
3:   if  $T_n(\hat{\alpha}_{\text{TSL}}^n) \geq Q_{\chi_q^2}(1 - p_{\min})$  then
4:     terminate procedure
5:   end if
6:    $\ell_{\min} \leftarrow 0$ 
7:    $\ell_{\max} \leftarrow 2$ 
8:   while  $T_n(\hat{\alpha}_{\text{K}}^n(\ell_{\max})) > Q_{\chi_q^2}(1 - p_{\min})$  do
9:      $\ell_{\min} \leftarrow \ell_{\max}$ 
10:     $\ell_{\max} \leftarrow \ell_{\max}^2$ 
11:  end while
12:   $\Delta \leftarrow \ell_{\max} - \ell_{\min}$ 
13:  while  $\Delta > 1/N$  do
14:     $\ell \leftarrow (\ell_{\min} + \ell_{\max})/2$ 
15:    if  $T_n(\hat{\alpha}_{\text{K}}^n(\ell)) > Q_{\chi_q^2}(1 - p_{\min})$  then
16:       $\ell_{\min} \leftarrow \ell$ 
17:    else
18:       $\ell_{\max} \leftarrow \ell$ 
19:    end if
20:     $\Delta \leftarrow \ell_{\max} - \ell_{\min}$ 
21:  end while
22:  return( $\ell_{\max}$ )
23: end procedure
```

3.6 Algorithm and Consistency

The dual representation of the PULSE estimator is not guaranteed to be well-defined in the over-identified setup. In particular, it is not well-defined if the TSLS is outside the interior of the acceptance region (which corresponds to a p-value of less than or equal to p_{\min}). In this case, we propose to output a warning. This can be a helpful information for the user since it may indicate a model misspecification. For example, if the true relationship is in fact nonlinear, and one considers an over-identified case (e.g., by constructing different transformations of the instrument), even the TSLS may be rejected when erroneously considering a linear model [cf. Keane, 2010, Mogstad and Wiswall, 2010]. For any $p_{\min} \in (0, 1)$ we can still define an always well-defined modified PULSE estimator $\hat{\alpha}_{\text{PULSE}+}^n(p_{\min})$ as $\hat{\alpha}_{\text{PULSE}}^n(p_{\min})$ if the dual representation is feasible and some other consistent estimator $\hat{\alpha}_{\text{ALT}}^n$ (such as the TSLS, LIML or Fuller estimator) otherwise. That is, we define

$$\hat{\alpha}_{\text{PULSE}+}^n(p_{\min}) := \begin{cases} \hat{\alpha}_{\text{PULSE}}^n(p_{\min}), & \text{if } T_n(\hat{\alpha}_{\text{TSL}}^n) < Q_{\chi_q^2}(1 - p_{\min}) \\ \hat{\alpha}_{\text{ALT}}^n, & \text{otherwise.} \end{cases}$$

Similarly to the case of an empty rejection region, we also output a warning for the case when the OLS estimator is accepted. This may, but does not have to, indicate weak instruments. Thus, we have the algorithm presented as Algorithm 2 for computing the PULSE+ estimator.

Algorithm 2 PULSE+

```
1: input  $p_{\min}$ , precision  $1/N$ ,  $\hat{\alpha}_{\text{ALT}}^n$ 
2: procedure
3:   if  $T_n(\hat{\alpha}_{\text{TSLs}}^n) \geq Q_{\chi_q^2}(1 - p_{\min})$  then
4:     WARNING: TSLs outside interior of acceptance region.
5:      $\hat{\alpha}_{\text{PULSE+}}^n(p_{\min}) \leftarrow \hat{\alpha}_{\text{ALT}}^n$ 
6:   else
7:     if  $T_n(\hat{\alpha}_{\text{OLS}}^n) \leq Q_{\chi_q^2}(1 - p_{\min})$  then
8:       WARNING: The OLS is accepted.
9:        $\lambda_n^*(p_{\min}) \leftarrow 0$ 
10:    else
11:       $\lambda_n^*(p_{\min}) \leftarrow \text{Binary.Search}(N, p_{\min})$ 
12:    end if
13:     $\hat{\alpha}_{\text{PULSE+}}^n(p_{\min}) \leftarrow (\mathbf{Z}^\top(\mathbf{I} + \lambda_n^*(p_{\min})P_{\mathbf{A}})\mathbf{Z})^{-1}\mathbf{Z}^\top(\mathbf{I} + \lambda_n^*(p_{\min})P_{\mathbf{A}})\mathbf{Y}$ 
14:  end if
15:  return( $\hat{\alpha}_{\text{PULSE+}}^n(p_{\min})$ )
16: end procedure
```

We now prove that the PULSE+ estimator consistently estimates the causal parameter in the just- and over-identified setting. Assume that we choose a consistent estimator $\hat{\alpha}_{\text{ALT}}^n$ (under standard regularity assumptions, this is satisfied for the TSLs, for example⁴). We can then show that, under mild conditions, the PULSE+ estimator, too, is a consistent estimator of α_0 .

Theorem 3.12 (Consistency of PULSE+).

Consider the just- or over-identified setup and let $p_{\min} \in (0, 1)$. If (B1), (B2), (B4) to (B8) and (B11) hold almost surely for all $n \in \mathbb{N}$ and $\hat{\alpha}_{\text{TSLs}}^n$ and $\hat{\alpha}_{\text{ALT}}^n$ are consistent estimators of α_0 , then

$$\hat{\alpha}_{\text{PULSE+}}^n(p_{\min}) \xrightarrow{P} \alpha_0,$$

when $n \rightarrow \infty$. ◦

4 Experimental results

In this section we present experimental results on the distributional robustness of K-class estimators and the finite sample behaviour of the PULSE estimator. Implementation of the PULSE estimator and code (R) for experiments and illustrations are available on GitHub⁵

4.1 Distributional Robustness

In this experiment we illustrate the distributional robustness property of K-class estimators discussed in Section 2.3.3 in a finite sample setting. We consider a one-dimensional model given

⁴This is easily verified as $\hat{\alpha}_{\text{TSLs}}^n = \alpha_0 + (n^{-1}\mathbf{Z}\mathbf{A}(n^{-1}\mathbf{A}^\top\mathbf{A})^{-1}n^{-1}\mathbf{A}^\top\mathbf{Z}^\top)^{-1}n^{-1}\mathbf{Z}\mathbf{A}(n^{-1}\mathbf{A}^\top\mathbf{A})^{-1}n^{-1}\mathbf{A}^\top\mathbf{U}_Y$.

⁵ <https://github.com/MartinEmilJakobsen/PULSE>

by

$$\begin{aligned} X &= A + U_X \\ Y &= \beta X + U_Y, \end{aligned}$$

where $\beta = 1$ and $A \sim N(0, 1)$ independent of

$$(U_X, U_Y) \sim \mathcal{N}\left(\begin{pmatrix} 0 \\ 0 \end{pmatrix}, \begin{pmatrix} 1 & 0.5 \\ 0.5 & 1 \end{pmatrix}\right).$$

We estimate β from $n = 2000$ observations generated by the above system and estimate $\hat{\beta}_K^n(\kappa)$ for all $\kappa \in \{0, 3/4, 1\}$ for which the corresponding population coefficients are given by $\beta_K(0) = \beta_{\text{OLS}} = 1.25$, $\beta_K(3/4) = 1.1$ and $\beta_K(1) = \beta_{\text{TSL}} = 1$. We repeat the simulation 50 times and save the estimated coefficients. Figure 3 illustrates the distributional robustness property of Theorem 2.3. For all estimated coefficients of β we have plotted the numerically computed worst case mean squared prediction error (MSPE) under all hard interventions of absolute strength up to x given by

$$\begin{aligned} \sup_{|v| \leq x} E^{\text{do}(A:=v)}[(Y - \beta X)^2] &= \sup_{|v| \leq x} v^2(1 - \beta)^2 + \beta^2 + 3(1 - \beta) \\ &= x^2(1 - \beta)^2 + \beta^2 + 3(1 - \beta) \end{aligned}$$

against the maximum intervention strength x for the range $x \in [0, 6]$. The plot also shows results for the population coefficient [cf. Rothenhäusler et al., 2018, Figure 2].

In all 50 repetitions the K-class estimator for $\kappa = 3/4$ outperforms both OLS and TSL in terms of worst case MSPE for maximum intervention strength of 2. This is in line with the theory presented in Section 2.3.3. In terms of population coefficients we have that $\kappa = 3/4$ is worst case MSPE superior, relative to OLS and TSL, for all maximum intervention strengths in the range $[1.37, 3]$. Among the 50 repetitions we find the outcomes for which the superiority range of $\kappa = 3/4$ has the shortest and longest superiority range length. The shortest superiority range is $[1.27, 2.15]$ and the longest is $[1.46, 5.54]$. Clearly, these numbers vary with changing sample size and number of samples.

4.2 Estimating Causal Parameters

In this subsection we now investigate the finite sample behaviour of the PULSE estimator by simulation experiments. We look at how the PULSE estimator fares in comparison to other well-known single equation estimators in terms of different performance measures. We generate $n \in \mathbb{N}$ realizations of the SEM in question and construct the estimators of interest based on these n observations. This is repeated $N \in \mathbb{N}$ times, allowing us to estimate different finite sample performance measures of the estimators of interest.

4.2.1 Benchmark Estimators

We compare the PULSE(5) estimator, that is PULSE with $p_{\min} = 0.05$, to four specific K-class estimators that are well-known to have second moments (in sufficiently over-identified setups). This will allow us to conduct both bias and mean squared error analysis of estimators. Recall that

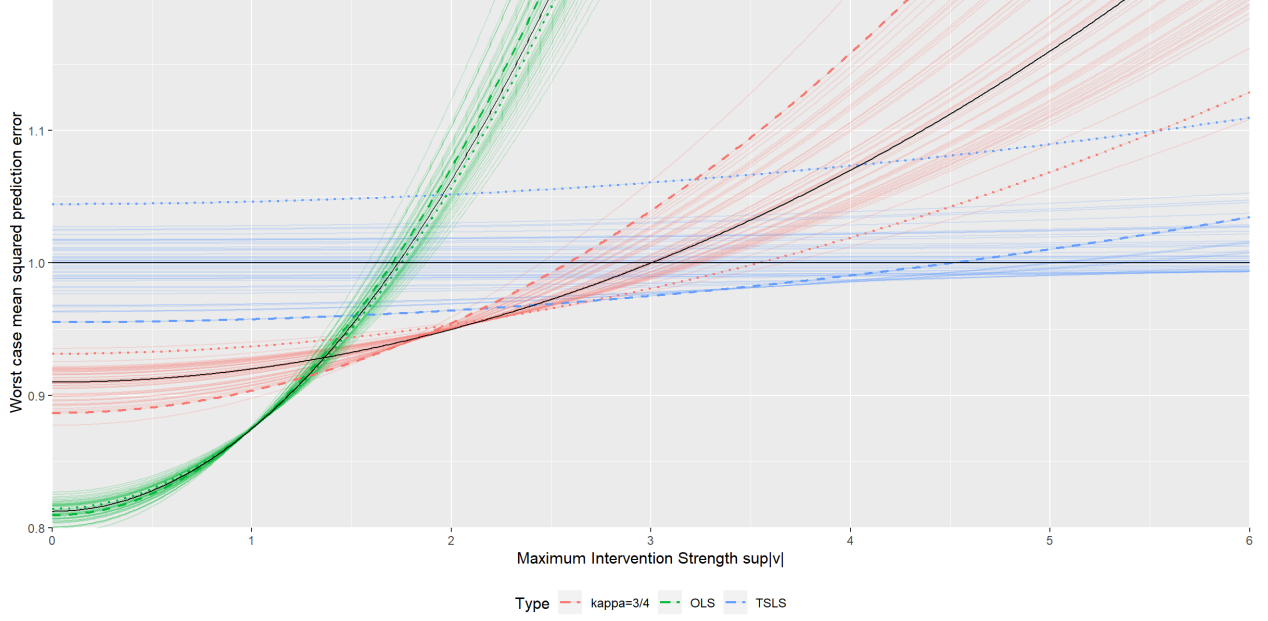


Figure 3: Distributional Robustness of K-class estimators. The plot shows the worst case MSPE against the maximum intervention strength considered. Each of the 50 repetitions corresponds to three lines, one for each estimate with $\kappa \in \{0, 3/4, 1\}$. The solid black line corresponds to the population coefficients. The dashed and the dotted lines correspond to the two samples, for which the interval on which the $\kappa = 3/4$ estimator outperforms TSLS and OLS in terms of worst case MSPE is shortest and longest, respectively.

the class of K-class estimators are given by $\hat{\alpha}_K^n(\kappa) = (\mathbf{Z}^\top(\mathbf{I} - \kappa P_{\mathbf{A}}^\perp)\mathbf{Z})^{-1}\mathbf{Z}^\top(\mathbf{I} - \kappa P_{\mathbf{A}}^\perp)\mathbf{Y}$, with κ being a free stochastic or deterministic real-valued parameter. Most importantly, we benchmark against two estimators from the subset of K-class estimators known as the Fuller estimators. The κ -parameter of the Fuller estimators are given by

$$\kappa_{\text{FUL}}^n(a) = \kappa_{\text{LIML}}^n - \frac{a}{n - q},$$

where $n - q$ is the degrees of freedom in the first stage regression, $a > 0$ is a hyper parameter (we use $a = 1$ and $a = 4$) and κ_{LIML}^n is the stochastic κ -parameter corresponding to the LIML estimator. One way to represent the κ -parameter of the LIML estimator is $\kappa_{\text{LIML}} = \lambda_{\min}(W_1 W^{-1})$ where λ_{\min} denotes the smallest eigenvalue, W_1 and W are defined as $W = [\mathbf{Y} \ \mathbf{X}]^\top P_{\mathbf{A}}^\perp [\mathbf{Y} \ \mathbf{X}]$ and $W_1 = [\mathbf{Y} \ \mathbf{X}]^\top P_{\mathbf{A}^*}^\perp [\mathbf{Y} \ \mathbf{X}]$, and $P_{\mathbf{A}}^\perp = \mathbf{I} - \mathbf{A}(\mathbf{A}^\top \mathbf{A})^{-1} \mathbf{A}^\top$ [e.g. Amemiya, 1985]. We choose to benchmark the PULSE estimator against the following K-class estimators

K-class estimators	κ
OLS	$\kappa = 0$
TSLS	$\kappa = 1$
Fuller(1)	$\kappa = \kappa_{\text{LIML}}^n - 1/(n - q)$
Fuller(4)	$\kappa = \kappa_{\text{LIML}}^n - 4/(n - q)$

The two estimators Fuller(1) and Fuller(4) are two important members of the class of Fuller estimators. The Fuller(1) estimator is approximately unbiased in that the mean bias is zero up to

$\mathcal{O}(n^{-2})$; see Theorem 1 of Fuller [1977]. The Fuller(4) estimator exhibits approximate superiority in terms of MSE compared to all other Fuller estimators [Fuller, 1977, Corollary 2]. As we shall see below the PULSE estimator has good MSE performance when instruments are weak and therefore we especially benchmark against Fuller(4) which has shown better MSE performance than TSLS in simulation studies when instruments are weak [e.g. Hahn et al., 2004]. In the over-identified setup we let the PULSE estimator revert to Fuller(4) whenever the dual representation is infeasible.

4.2.2 Performance Measures

We will compare the estimators on two main qualitative statistics, namely the bias and mean squared error (MSE) of the estimators. For an n -sample estimator $\hat{\alpha}_n$ with target $\alpha \in \mathbb{R}^{d_1+q_1}$ these statistics are given by

$$\begin{aligned}\text{Bias}(\hat{\alpha}_n) &= E(\hat{\alpha}_n) - \alpha \in \mathbb{R}^{d_1+q_1}, \\ \text{MSE}(\hat{\alpha}_n) &= E[(\hat{\alpha}_n - \alpha)(\hat{\alpha}_n - \alpha)^\top] \in \mathbb{R}^{(d_1+q_1) \times (d_1+q_1)}.\end{aligned}$$

We estimate these statistics from N independent repetitions of finite n -sample simulations by replacing the true distribution by the empirical distribution. In the univariate setting, where $\alpha \in \mathbb{R}$, we compare the absolute value of the estimated bias and the estimated MSE, both of which are scalars with the interpretation that smaller is better. In the multivariate setting, we compare biases by comparing the Euclidean norms of the biases with the interpretation that smaller is better, that is we compare $\|\widehat{\text{Bias}}(\hat{\alpha}_n)\|_2 = (\sum_{i=1}^{d_1+q_1} (\hat{E}_N(\hat{\alpha}_{n,i}) - \alpha_i)^2)^{1/2}$. In terms of comparing the estimated MSE matrices consider two estimators $\hat{\alpha}_n$ and $\tilde{\alpha}_n$ of α . We say that $\hat{\alpha}_n$ is superior to $\tilde{\alpha}_n$ in terms of MSE (or MSE superior) if the respective mean squared error matrices are ordered by the partial ordering generated by the proper cone of positive semi-definite matrices, that is $\widehat{\text{MSE}}(\tilde{\alpha}_n) - \widehat{\text{MSE}}(\hat{\alpha}_n)$ is positive semi-definite. However, the set of positive semi-definite matrices is only a partially ordered set, so and we will also use the following, scalar-valued performance measures (lower is better):

- *Determinant* of the mean squared error matrix: $\det(\widehat{\text{MSE}}(\hat{\alpha}_n))$.
- *Trace* of the mean squared error matrix: $\text{trace}(\widehat{\text{MSE}}(\hat{\alpha}_n)) = \sum_{i=1}^{d_1+q_1} \hat{E}_N[(\hat{\alpha}_{n,i} - \alpha_i)^2]$. We note that $\text{trace}(\widehat{\text{MSE}}(\hat{\alpha}_n)) = \hat{E}_N\|\hat{\alpha}_n - \alpha\|_2^2 = \text{trace}(\widehat{\text{Var}}(\hat{\alpha}_n)) + \|\widehat{\text{Bias}}(\hat{\alpha}_n)\|_2^2$.

We conduct this simulation experiment even though it is not proved that the PULSE estimator has finite second moments. In the simulations, the empirical estimates of the mean squared error were stable, possibly even more so than for the Fuller estimators for which we know that second moments exists in settings where the noise is Gaussian [e.g., Fuller, 1977, Chao et al., 2012].

4.2.3 Weak Instruments

There is a wide variety of attempts to quantify weakness of instruments, see Stock et al. [2002] and Andrews et al. [2019] for an overview. Heuristically, the presence of weak instruments in a instrumental variable setup refers to the notion that the causal effects of the instruments onto regressors are weak relative to the noise variance of the regressors. This strength of the instruments has direct effects on the finite sample behavior of instrumental variable estimators. For simplicity consider

a mean zero collapsed causal structural model with no included exogenous variables entering the equation of interest, that is,

$$\begin{aligned} Y &= \beta^\top X + U_Y, \\ X &= \xi^\top A + U_X, \end{aligned} \tag{30}$$

where $A \in \mathbb{R}^q$ are the collection of exogenous variables and the noise variables U_X and U_Y are possibly correlated. Let $\mathbf{A}, \mathbf{X}, \mathbf{Y}$ be a n -sample data matrices of i.i.d. realizations of the system in Equation (30). A key statistic used to quantify weakness of instruments is the concentration matrix given by $\mu_n = \Sigma_{U_X}^{-1/2} \xi^\top \mathbf{A}^\top \mathbf{A} \xi \Sigma_{U_X}^{-1/2}$, where Σ_{U_X} is the variance matrix of U_X . This statistic turns up in numerous different aspect of the finite sample properties of the two-stage least square estimator. Rothenberg [1984] argues that the one-dimensional analogue of μ_n under deterministic instruments and normal distributed noise variables directly influences the goodness of approximating a finite sample standardized two-stage least square estimator by its Gaussian asymptotic distribution. He argued that for large concentration parameters the Gaussian approximation is good. The concentration parameter can also be connected to approximate bias of the two-stage least squares estimator. Under assumptions similar to the above, Nagar [1959] showed that an approximate (to the order of $\mathcal{O}(n^{-1})$) finite sample bias of the two-stage least square estimator is inversely proportional to μ_n . Note that the concentration matrix μ_n is not observable, but may be approximated by $\hat{\mu}_n = \hat{\Sigma}_{U_X}^{-1/2} \mathbf{X}^\top P_{\mathbf{A}} \mathbf{X} \hat{\Sigma}_{U_X}^{-1/2}$, where $\hat{\Sigma}_{U_X} = \frac{1}{n-q} \mathbf{X}^\top P_{\mathbf{A}}^\perp \mathbf{X}$ is an estimator of the variance matrix of U_X and $P_{\mathbf{A}} \mathbf{X}$ is the ordinary least square prediction of $\mathbf{A} \xi$. Now define

$$G_n := \frac{\hat{\mu}_n}{q} = \frac{\hat{\Sigma}_{U_X}^{-1/2} \mathbf{X}^\top P_{\mathbf{A}} \mathbf{X} \hat{\Sigma}_{U_X}^{-1/2}}{q},$$

which can be seen as a multivariate first-stage F -statistic for testing the hypothesis $H_0 : \xi = 0$. That is, when $X \in \mathbb{R}$, then $G_n = \frac{n-q}{q} \frac{\mathbf{X}^\top P_{\mathbf{A}} \mathbf{X}}{\mathbf{X}^\top \mathbf{X} - \mathbf{X}^\top P_{\mathbf{A}} \mathbf{X}}$ is recognized as the F-test for testing H_0 . Stock and Yogo [2002] propose to reject the hypothesis of a presence of weak instruments if the test-statistic $\lambda_{\min}(G_n)$, the smallest eigenvalue of G_n , is larger than a critical value that, for example, depends on how much bias you allow your estimator to have. Prior to this G_n had been used to test under-identifiability in the sense that the concentration matrix is singular [Cragg and Donald, 1993], while the former uses a small minimum eigenvalue of G_n as a proxy for the presence of weak instruments in identified models. From the work of Staiger and Stock [1997] a frequently appearing rule of thumb for instruments being non-weak is that the F-statistic G_n ($\lambda_{\min}(G_n)$ in higher dimensions) is larger than 10. A more formal justification of this rule is due to Stock and Yogo [2002] who showed (under weak-instrument asymptotics) that it approximately (in several models) corresponds to a 5% significance test that the bias of TSLS is at most 10% of the bias of OLS.

We can, under further model simplification, strengthen the intuition on how the concentration matrix G_n and especially the minimum eigenvalue $\lambda_{\min}(G_n)$ governs the weakness of instruments. To this end assume that $\text{Var}(U_X) = \Sigma_{U_X} = I$ and note that $\hat{\mu}_n$ is approximately proportional to the Hessian of the two-stage least squares objective function. That is, $\hat{\mu}_n \approx \Sigma_{U_X}^{-1/2} \mathbf{X}^\top P_{\mathbf{A}} \mathbf{X} \Sigma_{U_X}^{-1/2} = \mathbf{X}^\top \mathbf{A} (\mathbf{A}^\top \mathbf{A})^{-1} \mathbf{A}^\top \mathbf{X} \propto H(l_{\text{IV}}^n)$. Hence, we have that $\lambda_{\min}(G_n)$ is approximately proportional to the curvature of two-stage least squares objective function in the direction of least curvature. Thus, if $\lambda_{\min}(G_n)$ is small, then, heuristically, the objective function l_{IV}^n has weak identification in the direction of the corresponding eigenvector. That is, changes to the point estimate of β away

from the two-stage least square solution in this direction does not have a strong effect on the objective value. Finally, the weak instrument problem is a small sample problem. To this end note that $n^{-1}G_n = n^{-1}\hat{\Sigma}_{U_X}^{-1/2}\mathbf{X}^\top P_{\mathbf{A}}\mathbf{X}\hat{\Sigma}_{U_X}^{-1/2} \xrightarrow{P} \text{Var}(U_X)^{-1/2}\xi^\top \text{Var}(A)^{-1}\xi \text{Var}(U_X)^{-1/2}$, hence by the continuity of the minimum eigenvalue operator, we have that $\lambda_{\min}(G_n) \xrightarrow{P} \infty$.

4.2.4 Univariate Model

We first compare performance measures of the estimators in a univariate instrumental variable model, where all exogenous variables only affect Y only through its effect on the regressor $X \in \mathbb{R}$. This corresponds to standard hidden confounder setup, represented by the causal graph in Figure 4. More specifically, we use the same simulation design as seen in Hahn et al. [2004], Hahn and

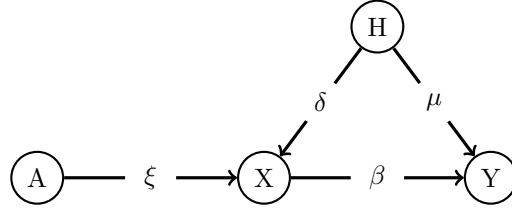


Figure 4: The standard instrumental variable causal graph.

Hausman [2002] and consider structural equation models of the form

$$\begin{aligned} A &:= A \in \mathbb{R}^q, \\ X &:= A^\top \bar{\xi} + U_X \in \mathbb{R}, \\ Y &:= X\beta + U_Y \in \mathbb{R}, \end{aligned}$$

where $A \sim \mathcal{N}(0, \mathbf{I}_q)$ and $A \perp\!\!\!\perp (U_X, U_Y)$ with

$$\begin{pmatrix} U_X \\ U_Y \end{pmatrix} \sim \mathcal{N}\left(\begin{pmatrix} 0 \\ 0 \end{pmatrix}, \begin{pmatrix} 1 & \rho \\ \rho & 1 \end{pmatrix}\right).$$

Furthermore, we let $\beta = 0$ and $\bar{\xi}^\top = (\xi, \dots, \xi) \in \mathbb{R}^q$, where $\xi > 0$ is chosen according to the theoretical R^2 -coefficient. That is, according to $R^2 = \text{Var}(A\bar{\xi})/\text{Var}(X) = \bar{\xi}^\top \bar{\xi} / (\bar{\xi}^\top \bar{\xi} + 1) = q\xi^2 / (q\xi^2 + 1)$. We consider the following simulation scheme: for each $q \in \{1, 2, 3, 4, 5, 10, 20, 30\}$, $\rho \in \{0.1, 0.2, \dots, 0.9\}$, $R^2 \in \{0.0001, 0.001, 0.01, 0.1, 0.3\}$ and $n \in \{50, 100, 150\}$, we simulate n -samples from the above system. We repeat these simulations $N = 15000$ times to estimate the finite sample performance measures. The results of this simulation experiment with respect to the relative change in square root mean squared error (RMSE) of the estimators is illustrated in Figure 5. Figures 8 to 10 in Appendix A contain corresponding illustrations of the relative changes in absolute bias, variance and interquartile range, respectively. We observe that there are settings, in which the PULSE (with $p_{\min} = 0.05$) is superior to TSLS, Fuller(1) and Fuller(4) in terms of MSE. This is particularly often the case in weak instrument settings ($\hat{E}_N(G_n) < 10$) for low confounding strength ($\rho \leq 0.2$). Furthermore, as we tend towards the weakest instrument setting considered, we also see a gradual shift in favour of PULSE for higher confounding strengths. In these settings with weak instruments and low confounding we also see that OLS is superior to the PULSE in terms of MSE. However, for large confounding setups we see that PULSE is superior to OLS in terms of both bias and MSE and

that this superiority increases as the instruments strength increases. The PULSE is generally more biased than the Fuller and TSLS estimators but less biased than OLS. However, in the settings with weak instruments and low confounding the bias of PULSE and OLS is comparable (see Figure 8 in Appendix A). Intuitively, these are the settings for which the PULSE is closest to the OLS and therefore has a similarly small variance (see Figure 9 in Appendix A). In summary, the PULSE is in these settings more biased but its variance is so small that it is MSE superior to the Fuller and TSLS estimators.

We also conducted the simulations for setups with combinations of $\beta \in \{-1, 1\}$, components of $\bar{\xi}$ chosen negatively and with random flipped sign in each coordinate and for negative ρ (not shown but available on GitHub). The results with respect to MSE are similar to those shown in Figure 5, while, for example, the bias comparison changes depending on the setup.

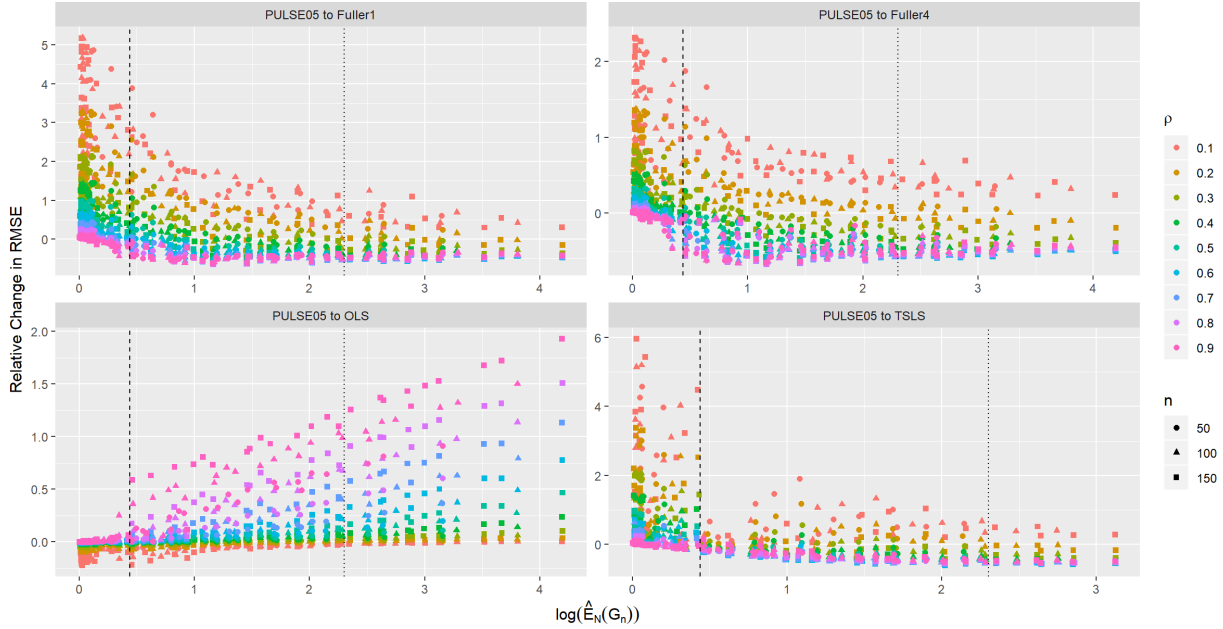


Figure 5: Illustrations of the relative change in RMSE (a positive relative change means that PULSE is better). The vertical dotted line corresponds to the rule of thumb for classifying instruments as weak, i.e., an F-test rejection threshold of 10. The first stage F-test for $H_0 : \bar{\xi} = 0$, i.e., for the relevancy of instruments, at a significance level of 5%, has different rejection thresholds in the range $[1.55, 4.04]$ depending on n and q . The vertical dashed line corresponds to the smallest rejection threshold of 1.55. Note that the lowest possible negative relative change is -1 . For the comparison with the TSLS estimator we have removed the cases for which $q \in \{1, 2\}$ to ensure existence of second moments. PULSE outperforms the Fuller and TSLS estimators for weak instruments and small ρ .

4.2.5 Multivariate Model

We now investigate the performance of the PULSE estimator in just-identified two-dimensional models. Since we want to compare MSE statistics that require estimators with second moments we drop all comparisons with the TSLS estimator.

Varying confounding. In this simulation scheme we consider just-identified two-dimensional instrumental variable models with the causal graph illustrated in Figure 6. We consider the structural

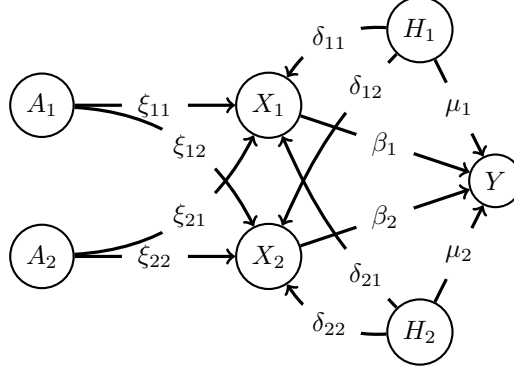


Figure 6: Graphical representation of the multivariate model considered in the simulations.

causal models of the following form

$$\begin{aligned}
A &:= N_A \in \mathbb{R}^2, \\
H &:= N_H \in \mathbb{R}^2, \\
X &:= \xi^\top A + \delta^\top H + N_X \in \mathbb{R}^2, \\
Y &:= \beta^\top X + \mu^\top H + N_Y \in \mathbb{R},
\end{aligned}$$

for some $\xi, \delta \in \mathbb{R}^{2 \times 2}$, $\mu \in \mathbb{R}^2$ and independent noise innovations (N_A, N_X, N_X, N_Y) . We let $\beta = (0, 0)$ and let the noise innovations for A, H, Y have distribution $(N_A, N_H, N_Y) \sim \mathcal{N}(\mathbf{0}, \mathbf{I}_5)$. We randomly generate 10000 models by letting

$$N_X \sim \mathcal{N} \left(\begin{pmatrix} 0 \\ 0 \end{pmatrix}, \begin{pmatrix} \sigma_{N_{X_1}}^2 & 0 \\ 0 & \sigma_{N_{X_2}}^2 \end{pmatrix} \right),$$

where the standard deviations is drawn by $\sigma_1^2, \sigma_2^2 \sim \text{Unif}(0.1, 1)$ and all other model coefficients are drawn according to $\xi_{11}, \xi_{12}, \xi_{21}, \xi_{22}, \delta_{11}, \delta_{12}, \delta_{21}, \delta_{22}, \mu_1, \mu_2 \sim \text{Unif}(-2, 2)$. The hidden confounding induces dependence between the collapsed noise variables $U_X = \delta^\top H + N_X$ and $U_Y = \mu^\top H + N_Y$ and we may capture this by a normalized cross covariance vector given by $\rho := \Sigma_{U_X}^{-1/2} \Sigma_{U_X U_Y} \Sigma_{U_Y}^{-1/2} \in \mathbb{R}^2$, where $\Sigma_{U_X} = \text{Var}(U_X)$, $\Sigma_{U_X U_Y} = \text{Cov}(U_X, U_Y)$ and $\Sigma_{U_Y} = \text{Var}(U_Y)$. As such, the degree of confounding can be explained by the norm of ρ given by

$$\|\rho\|_2 = \sqrt{\frac{\Sigma_{U_Y U_X} \Sigma_{U_X}^{-1} \Sigma_{U_X U_Y}}{\Sigma_{U_Y}}} = \sqrt{\frac{\mu^\top \delta (\delta^\top \delta + \text{diag}(\sigma_{N_{X_1}}^2, \sigma_{N_{X_2}}^2))^{-1} \delta^\top \mu}{\mu^\top \mu + 1}}.$$

For each of the 10000 generated models we simulate $n = 50$ observations and compute the PULSE and benchmark estimators and repeat this $N = 5000$ times to estimate the performance measures.

Figure 7 shows the relative change in the determinant and trace of the MSE matrix and the Euclidean norm of the bias vector. Similarly to the univariate setup, PULSE seems to perform better than Fuller(1) and Fuller(4) in terms of the determinant and trace for settings with weak confounding (small $\|\rho\|_2$) and weak instruments (small $\lambda_{\min}(\hat{E}_N G_n)$). Most of the MSE matrices are not comparable: PULSE is MSE superior to Fuller(1), Fuller(4), and OLS in 9.2%, 4.6% and 1% of the cases, while the MSE matrices are not comparable in 90.8%, 95.4% and 95.8% of the

cases. Note that both Fuller(1) and Fuller(4) is never MSE superior to PULSE. In contrast to the univariate setup, there are models with very weak instruments for which Fuller outperforms PULSE, but these models seems to be exclusively models with strong confounding. We also see models with strong confounding and moderate to strong instrument strength where the PULSE is superior and models with weak confounding where PULSE is inferior. Hence, the degree of confounding $\|\rho\|_2$ does not completely characterize whether or not PULSE is superior to the Fuller estimators in terms of MSE performance measures in the multi-dimensional setting. We investigate this further in the fixed confounding experiment below. In regards to the bias we see that both Fuller estimators are less biased than PULSE for all but a few models with very weak instruments. Furthermore, PULSE is for models with strong confounding less biased than OLS but has comparable bias for models with small to moderate confounding. The comparison with Fuller(4) in terms of MSE superiority

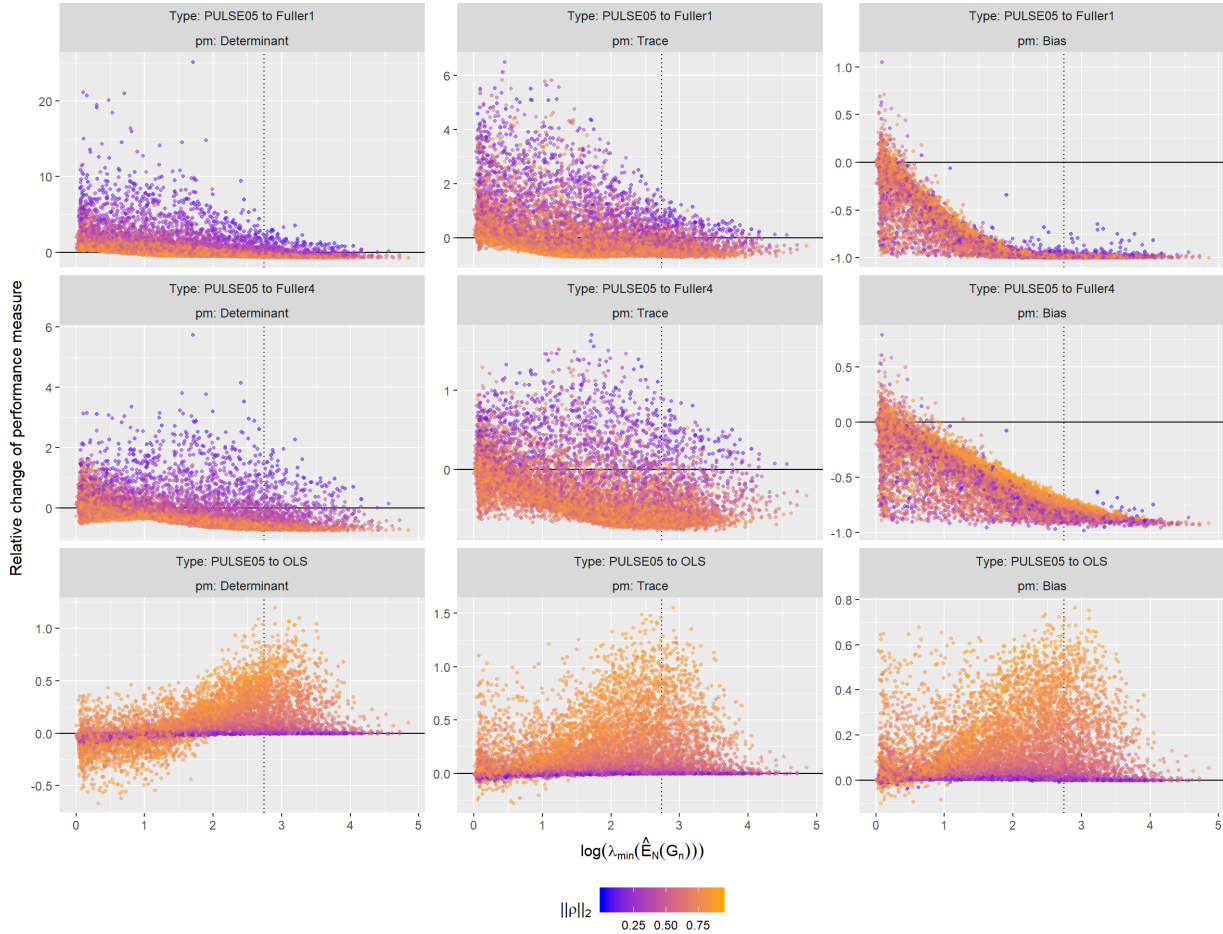


Figure 7: Illustrations of the relative change in the determinant and trace of the MSE matrix and the Euclidean norm of the bias vector (a positive relative change means that PULSE is better). Each of the 10000 models corresponds to a point which is color-graded according the the value of $\|\rho\|_2$. The vertical dotted line at $\log(15.5)$ corresponds to a rejection threshold for weak instruments based on relative change in bias for Fuller estimators [Stock and Yogo, 2002, Table 5.3]. Note that the lowest possible negative relative change is -1 .

is also illustrated in Figure 11 of Appendix A. In this figure we see that whenever PULSE is MSE

superior to Fuller(4), then the relative change in bias to OLS is small, indicating that PULSE is close to OLS in these models. Furthermore, all models where PULSE is MSE superior to Fuller(4) have low to moderate confounding, except for a few models with very weak instruments. Figure 12 in Appendix A illustrates how PULSE fairs against Fuller(1) and OLS whenever it is superior to Fuller(4) in terms of the different performance measures. We see that whenever PULSE is superior to Fuller(4) it is also superior to Fuller(1) in the determinant and trace respectively, but when comparing to the OLS the superiority does not transfer.

We also conducted the above simulation experiment for $\beta = (1, 1)$ and $\beta = (-1, 1)$. The results (not shown but available on GitHub) are very similar to the case $\beta = (0, 0)$ and the above conclusions still hold. In Figure 13 of Appendix A we have illustrated the comparison between PULSE(10) ($p_{\min} = 0.1$) and the benchmark measures and the observations are generally not affected much by this change of p_{\min} . However, the relative change to the OLS in terms of bias is slightly larger. This is because now more coefficients are rejected.

Fixed confounding. In the above experiment, we saw that when $\|\rho\|_2$ is small then the majority of the simulated models had PULSE superior to Fuller(1) and Fuller(4) in terms of the determinant and trace of MSE. However, we also saw models with large $\|\rho\|_2$ where PULSE was still superior and models with small $\|\rho\|_2$ where PULSE was inferior. In this experiment, we will investigate this further by fixing the confounding strength $\|\rho\|_2$ and investigating other model aspects that affect which estimator is superior. That is, we consider models with structural assignments given by

$$\begin{aligned} A &:= N_A \in \mathbb{R}^2, \\ X &:= \xi^\top A + U_X \in \mathbb{R}^2, \\ Y &:= \beta^\top X + U_Y \in \mathbb{R}, \end{aligned}$$

for some $\xi \in \mathbb{R}^{2 \times 2}$ and independent noise innovations $(N_A, (U_X, U_Y))$. We let $\beta = (0, 0)$ and fix the noise innovations for A with distribution $N_A \sim \mathcal{N}(\mathbf{0}, I)$. We let

$$\begin{pmatrix} U_X \\ U_Y \end{pmatrix} \sim \mathcal{N} \left(\begin{pmatrix} 0 \\ 0 \\ 0 \end{pmatrix}, \begin{pmatrix} 1 & \eta & \varphi_1 \\ \eta & 1 & \varphi_2 \\ \varphi_1 & \varphi_2 & 1 \end{pmatrix} \right),$$

for some $\eta, \varphi_1, \varphi_2 \in [0, 1)$. With this noise structure we have that $\|\rho\|_2^2 = (\varphi_1^2 + \varphi_2^2 - 2\eta\varphi_1\varphi_2)/(1 - \eta^2)$, and when $\varphi = \varphi_1 = \varphi_2$ it holds that $\|\rho\|_2^2 = 2\varphi^2/(1 + \eta)$. We randomly generate 5000 copies of ξ with each entry drawn by $\text{Unif}(-2, 2)$ distribution. For each model, that is, each combination of selected noise-parameter values and ξ , we simulate $n = 50$ observations and compute the estimators. This is repeated $N = 5000$ times to estimate the performance measures.

In Figure 14 of Appendix A we have illustrated the relative change in the performance measures when comparing PULSE to Fuller(4). For setups with weak confounding ($\|\rho\|_2 = 0.2$), it is seen that if instruments are sufficiently weak ($\lambda_{\min}(\hat{E}_N(G_n)) \leq 15.5$), then PULSE is superior to Fuller(4) in terms of both the determinant and trace performance measures. For setups with larger confounding there are still models where PULSE is superior but the characterization of superiority by weakness of instruments is no longer valid. In Table 1 the percentage of models for which PULSE is superior to Fuller(4) in terms of the MSE partial ordering, determinant and trace performance measures is presented. It is seen that setups with identical $\|\rho\|_2$ does not yield similar comparisons between PULSE and Fuller(4). For any two setups with identical confounding strength $\|\rho\|_2$ we see that

decreasing η yields a larger percentage of models for which PULSE is superior in terms of the determinant and trace. Furthermore, we see that decreasing $\|\rho\|_2$ (for fixed η) has a similar effect. Thus, it seems that both ρ and η negatively influences the size of the parameter space of ξ for which PULSE is superior to Fuller(4) in terms of both the determinant and trace performance measures. However, superiority with respect to the partial ordering of the MSE matrices does not exhibit similar behaviour. Decreasing $\|\rho\|_2$ (for fixed η) still leads to a percentage increase but decreasing η (for fixed $\|\rho\|_2$) leads to a percentage decrease, of models for which PULSE is superior to Fuller(4).

Model Parameters				PULSE Superiority (%)		
$\ \rho\ _2$	η	φ_1	φ_2	MSE	determinant	trace
0.20	0.80	0.19	0.19	48.46	85.52	86.74
0.20	0.20	0.15	0.15	32.34	98.66	92.16
0.50	0.80	0.47	0.47	1.60	13.04	19.80
0.50	0.20	0.39	0.39	0.76	19.86	27.86
0.80	0.80	0.76	0.76	0.14	7.48	12.80
0.80	0.20	0.62	0.62	0.06	7.64	15.50

Table 1: Noise-parameter values for the different experimental setups. The last three columns describe the percentage of models (out of the 5000 randomly generated) for which PULSE (with $p_{\min} = 0.05$) is superior to Fuller(4) in terms of the MSE partial ordering, determinant and trace performance measures. Whenever PULSE is not superior to Fuller(4) in terms of the MSE partial ordering the MSE matrices are not comparable.

5 Conclusion

We have shown that the distributional robustness property, first shown in the case of anchor regression [Rothenhäusler et al., 2018], fully extends to general K-class estimators of possibly non-identifiable structural parameters in a general linear structural equation model that allows for latent endogenous variables.

We have proposed a new estimator for structural parameters in linear structural equation models. This estimator, called PULSE, is derived as the solution to a minimization problem where we seek to minimize mean squared prediction error constrained to a region that is asymptotically equivalent to the Anderson-Rubin confidence region for the causal parameter. Even though this region is non-convex, we have shown that the corresponding optimization problem allows for a computationally efficient algorithm that approximates the above parameter with arbitrary precision using a simply binary search procedure. We argued that this estimator is a member of the K-class estimators with data-driven parameter (which lies between zero and one).

Simulation studies suggest that the PULSE estimator has finite second order moments and showed that there are several settings where it outperforms the Fuller and TSLS estimators in terms of MSE. In one-dimensional setups we saw that both weakness of instruments and small confounding strength was a good proxy of superiority of PULSE in terms of MSE. In the two-dimensional setups we saw a similar tendency that PULSE in performed the best for small confounding strengths, an effect amplified by the weakness of instruments. However, we also saw, regardless of instrument strength, that these model parameters did not completely characterize setups where PULSE was

superior. We thus regard PULSE as an interesting alternative for estimating causal effects in instrumental variable settings. It is easy to interpret and automatically provides the user feedback in case that the OLS is accepted (which may be an indication that the instruments are too weak) or that the TSLS is outside the acceptance region (which may indicate model misspecification).

Acknowledgements

We thank Trine Krogh Boomsma, Peter Bühlmann, Rune Christiansen, Steffen Lauritzen, Nicolai Meinshausen, Whitney Newey, and Cosma Shalizi for helpful discussions.

A Additional Experiments

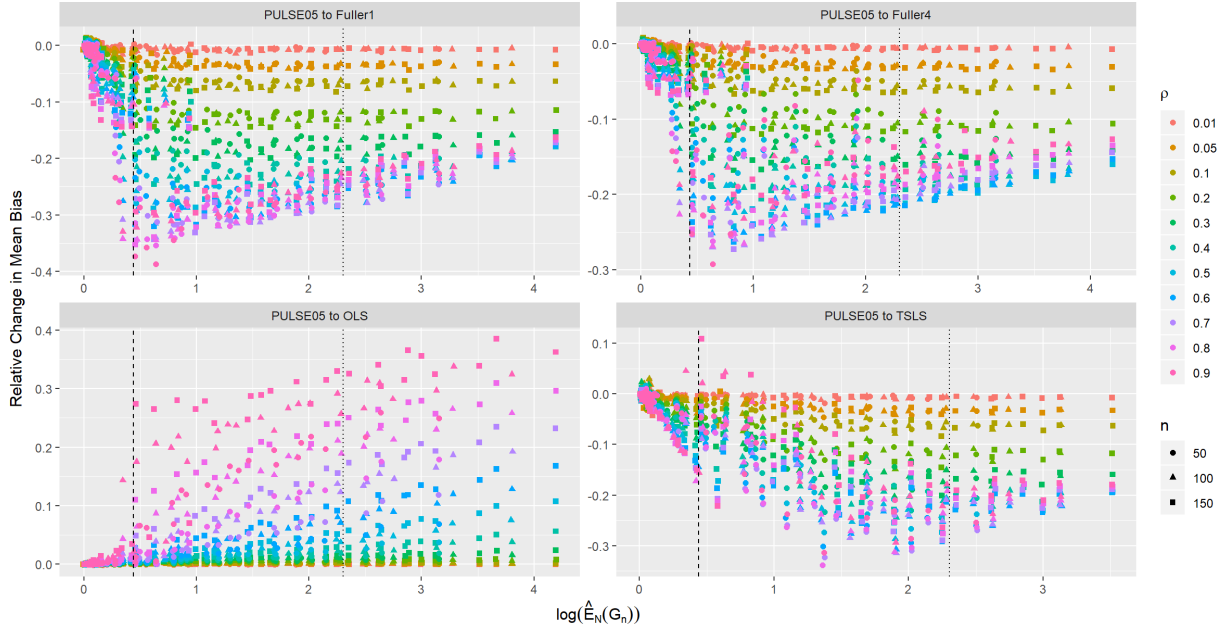


Figure 8: Illustrations of the relative change in bias (a positive relative change means that PULSE is better). The vertical dotted line corresponds to the rule of thumb for classifying instruments as weak, i.e., an F-test rejection threshold of 10. The first stage F-test for $H_0 : \xi = 0$, i.e., for the relevancy of instruments, at a significance level of 5%, has different rejection thresholds in the range $[1.55, 4.04]$ depending on n and q . The vertical dashed line corresponds to the smallest rejection threshold of 1.55. Note that the lowest possible negative relative change is -1 . For the comparison with the TSLS estimator we have removed the case $q = 1$ to ensure existence of first moments. TSLS, Fuller(1) and Fuller(4) outperforms PULSE while PULSE outperforms OLS.

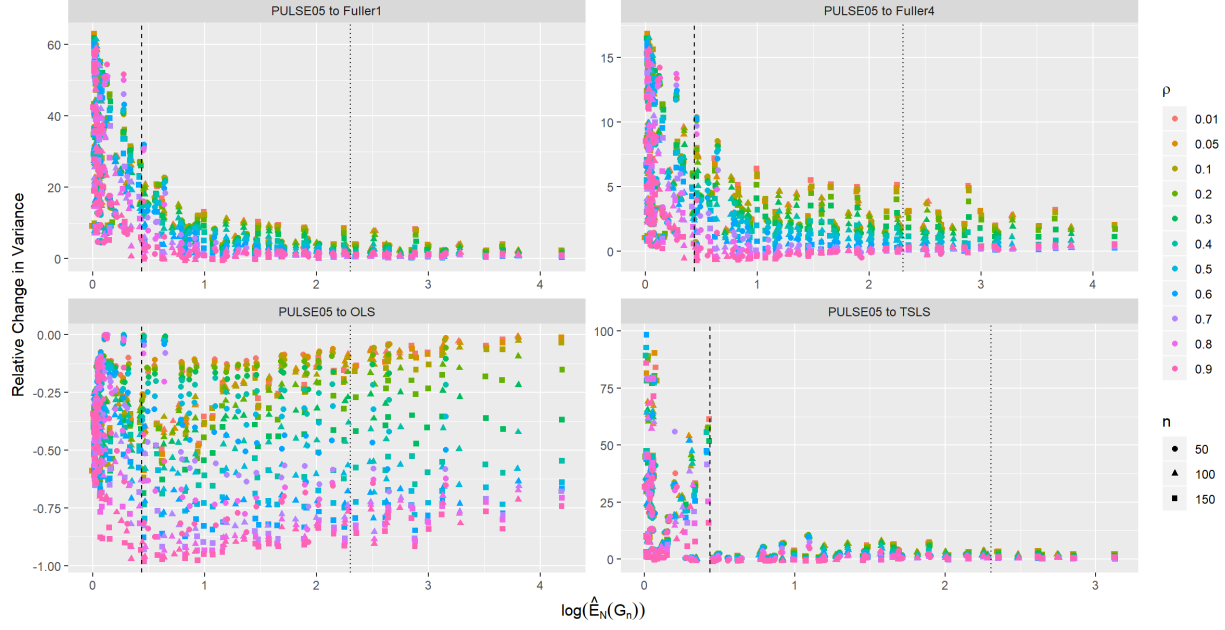


Figure 9: Illustrations of the relative change in variance (a positive relative change means that PULSE is better). The vertical lines are identical to those of Figure 8. For the comparison with the TSLS estimator we have removed the case $q \in \{1, 2\}$ to ensure existence of second moments. We have removed two observations with relative change above 100, in the very weak instrument setting, for aesthetic reasons. PULSE outperforms TSLS, Fuller(1) and Fuller(4), especially for low confounding and weak instruments. We also see that OLS outperforms PULSE with the largest decrease in variance for the large confounding cases.

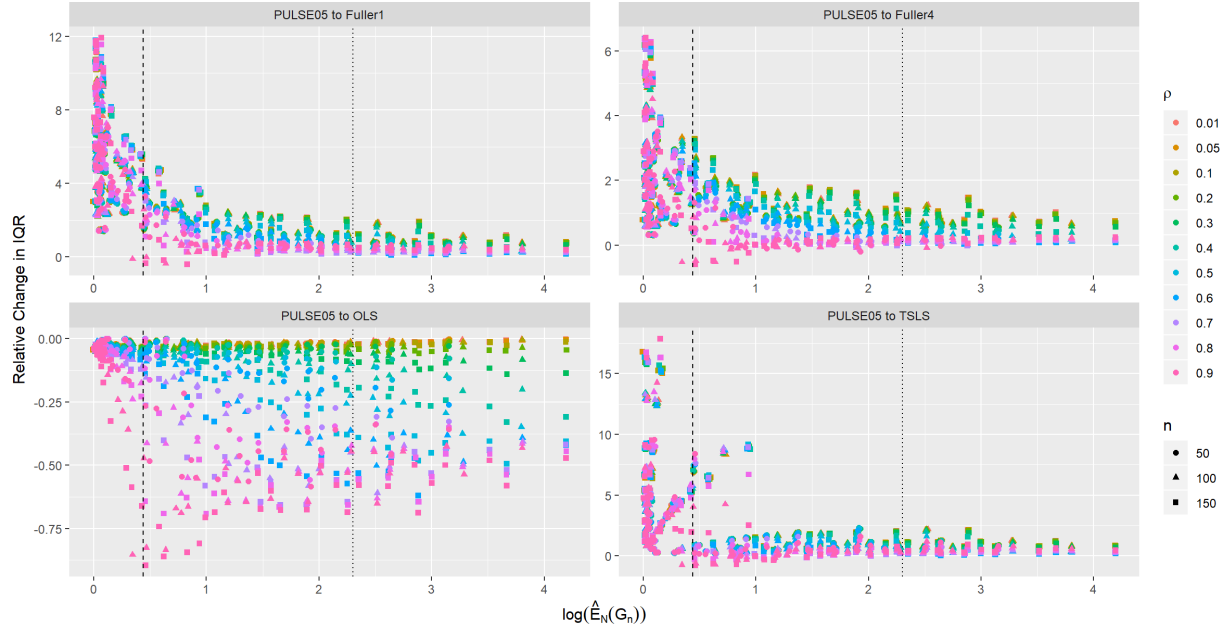


Figure 10: Illustrations of the relative change in interquartile range (a positive relative change means that PULSE is better). The vertical lines are identical to those of Figure 8. We see that PULSE is superior to Fuller(1), Fuller(4) and TSLS except in very few cases with very large confounding. Furthermore, OLS outperforms PULSE with relatively small difference for low confounding and larger difference for large confounding.

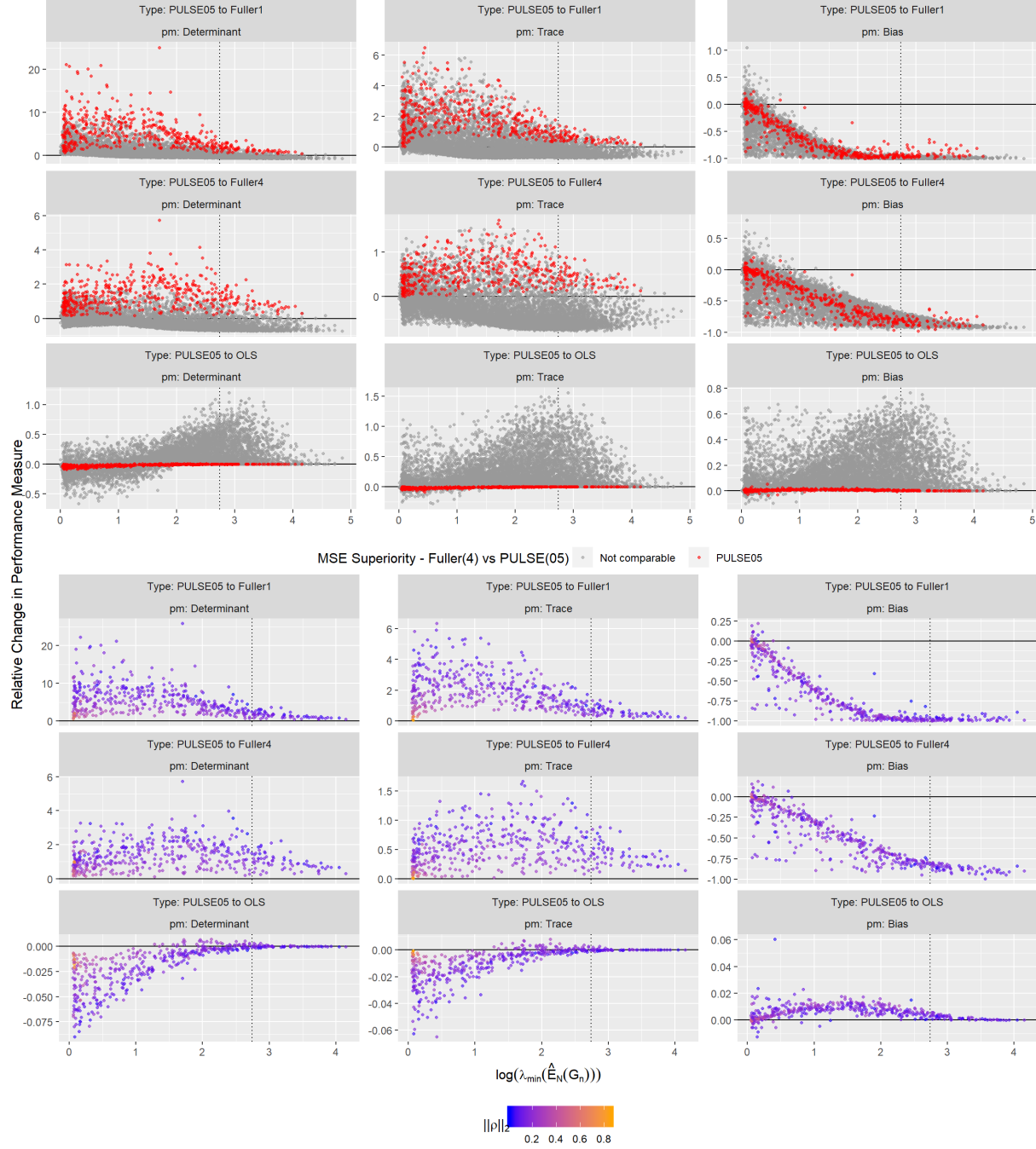


Figure 11: There are two illustrations, both illustrating relative changes in performance measures as in Figure 7 except that the points are color-graded according to MSE superiority when comparing Fuller(4) and PULSE (top 3×3) and confounding strength $\|\rho\|_2$ (bottom 3×3). Among the 10000 randomly generated models there are 461 models where PULSE is MSE superior to Fuller(4). In the remaining 9539 models the MSE matrices are not comparable. For the 461 models where PULSE was MSE superior the simulations were repeated with $N = 25000$ repetitions to account for possible selection bias. Of the 461 models 445 were still superior when increasing N from 5000 to 25000. The bottom 3×3 grid is an illustration of the relative change in performance measure for the 445 models that remained superior, each model color-graded according to confounding strength. We see that in almost all of these models there is weak to moderate confounding. The exception being a few models in the very weak instrument setting where the confounding is strong.

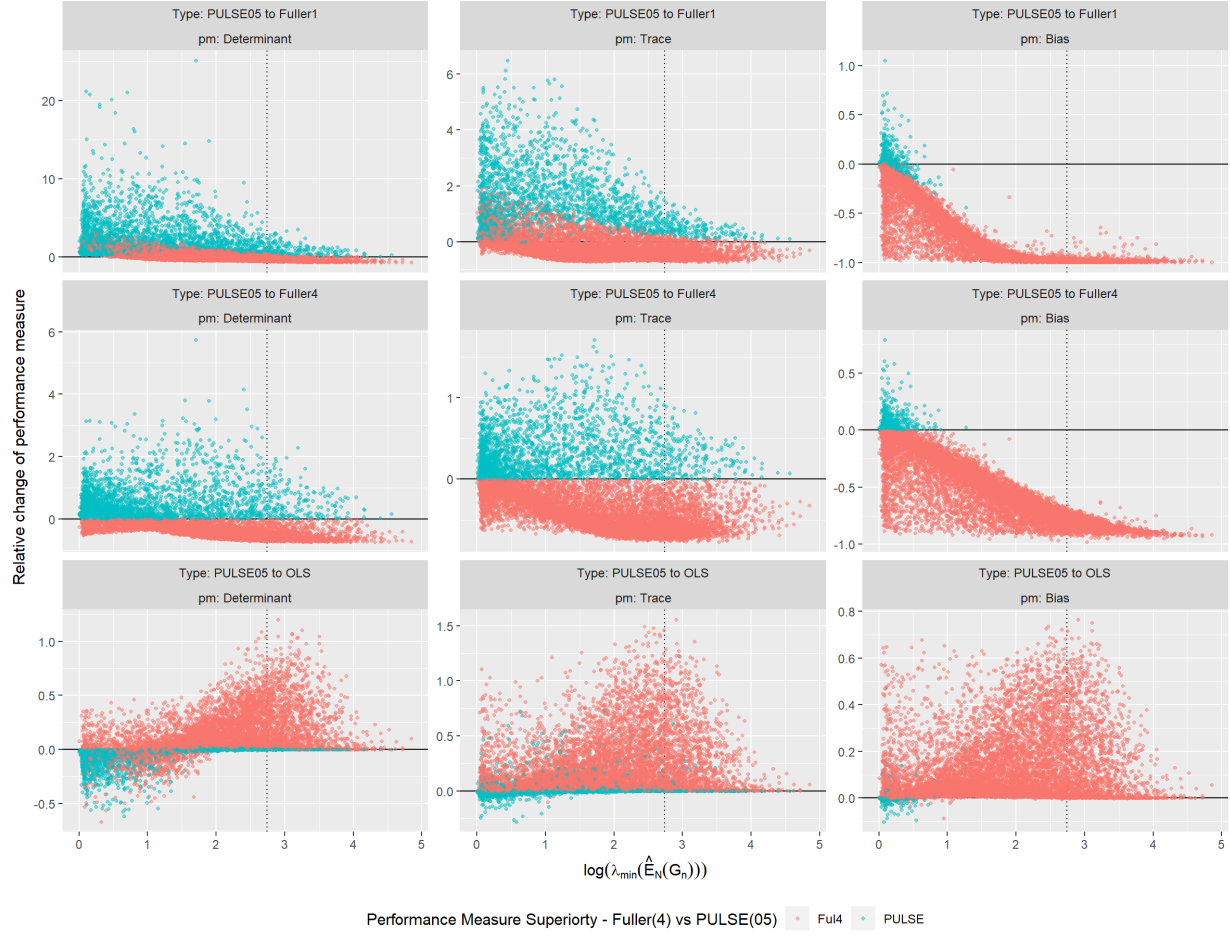


Figure 12: This figure shows the same results as in Figure 7 except that the points are color-graded according to performance measure superiority when comparing Fuller(4) and PULSE(05). That is, the models have fixed column-wise color-grading according to the comparison between Fuller(4) and PULSE(05).

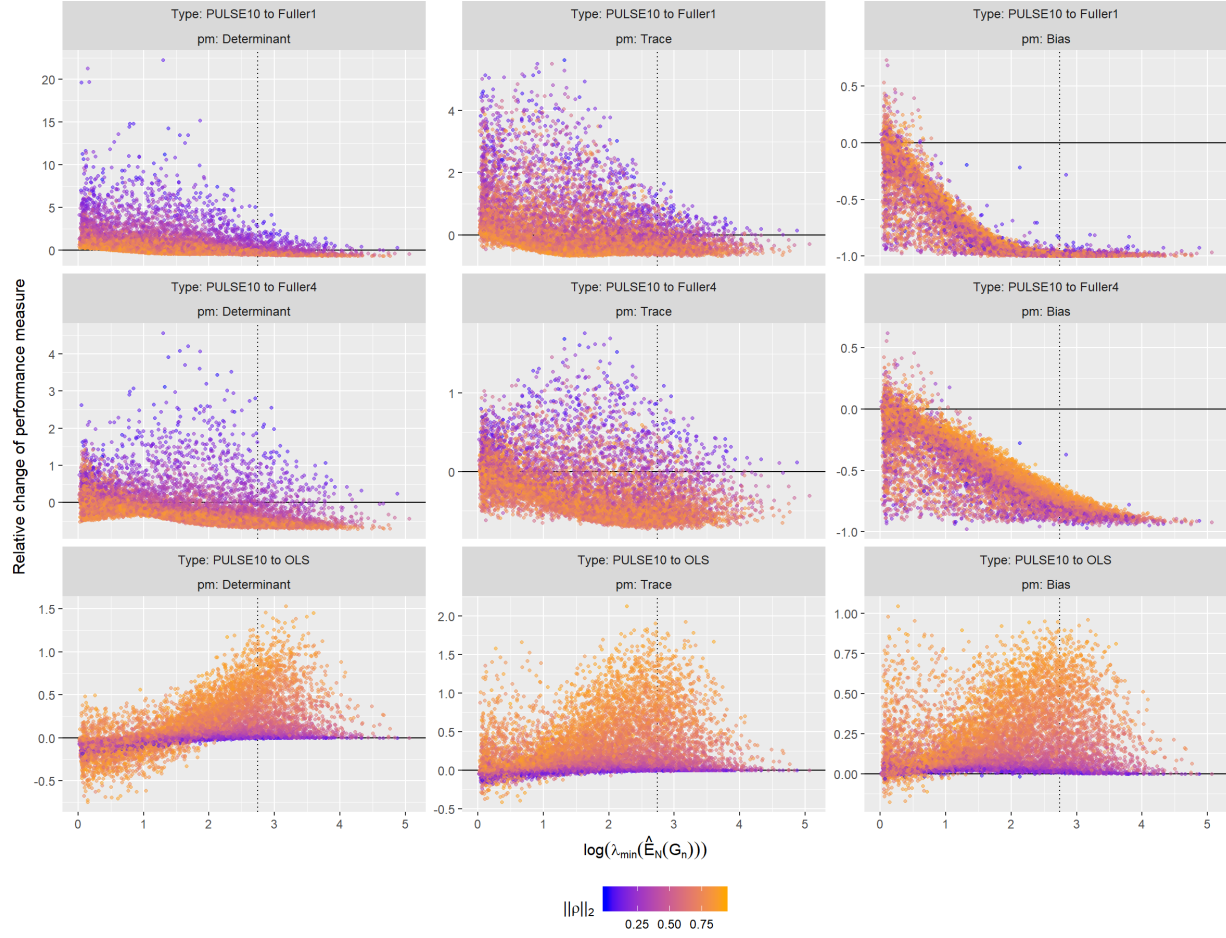


Figure 13: This figure shows the same results as in Figure 7 except that we here compare PULSE with $p_{\min} = 0.1$ to the benchmark estimators.

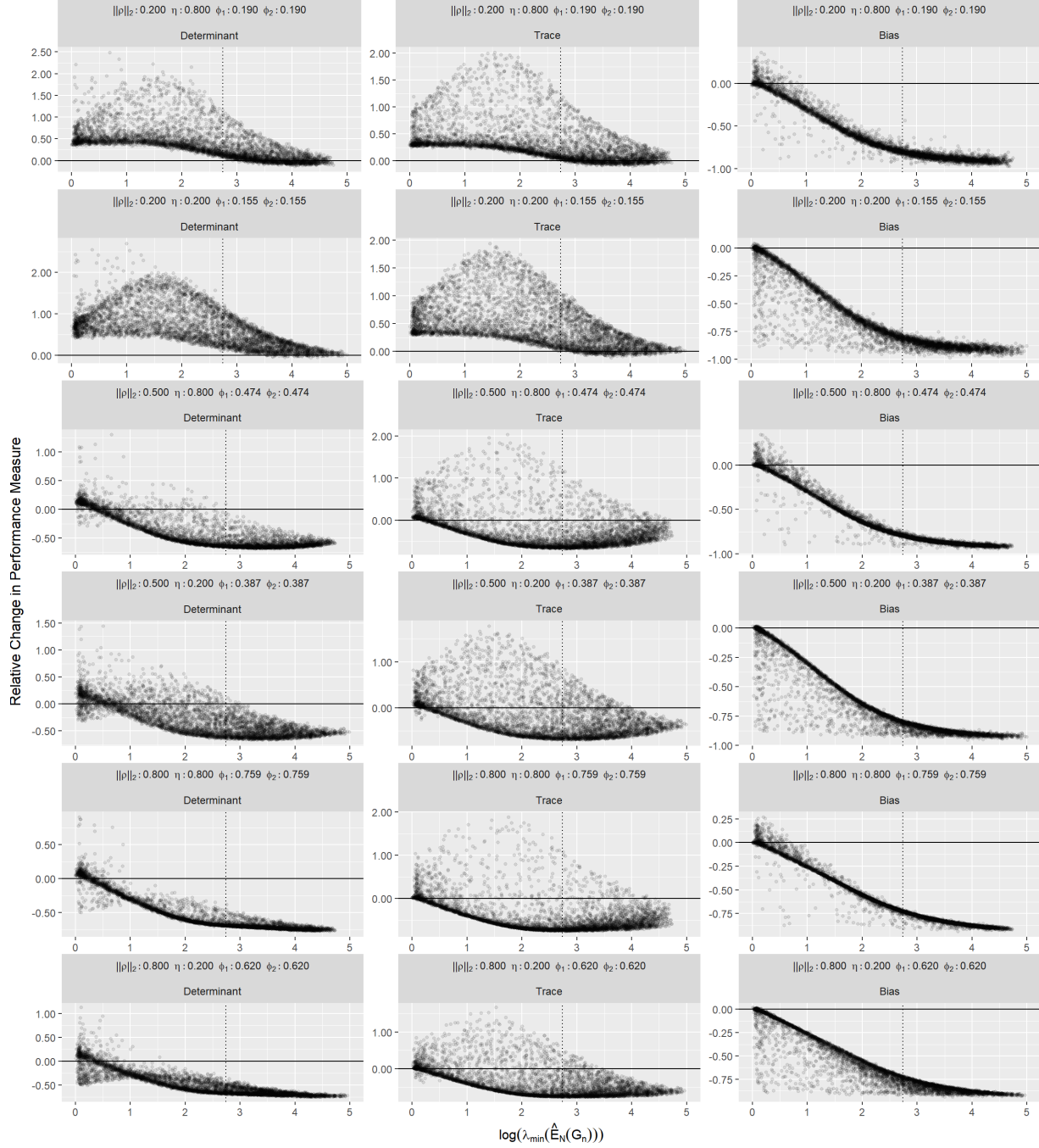


Figure 14: Illustrations of the relative change from PULSE to Fuller(4) in the determinant and trace of the MSE matrix and the Euclidean norm of the bias vector. The vertical dotted line at $\log(15.5)$ corresponds to a rejection threshold for weak instruments based on relative change in bias for Fuller estimators [Stock and Yogo, 2002, Table 5.3]. Note that the lowest possible negative relative change is -1 and positive values indicates that PULSE is better than Fuller(4).

B Some Lemmata and a Remark

Lemma B.1.

When well-defined, the K -class estimator of Theil [1958], given by

$$\hat{\alpha}_K^n(\kappa) = \begin{bmatrix} \hat{\gamma}_n^K(\kappa) \\ \hat{\beta}_n^K(\kappa) \end{bmatrix} = \begin{bmatrix} \mathbf{X}_*^\top \mathbf{X}_* - \kappa \mathbf{R}_*^\top \mathbf{R}_* & \mathbf{X}_*^\top \mathbf{A}_* \\ \mathbf{A}_*^\top \mathbf{X}_* & \mathbf{A}_*^\top \mathbf{A}_* \end{bmatrix}^{-1} \begin{bmatrix} \mathbf{X}_*^\top - \kappa \mathbf{R}_*^\top \\ \mathbf{A}_*^\top \end{bmatrix} \mathbf{Y}, \quad (31)$$

is equivalently written as

$$\hat{\alpha}_K^n(\kappa) = \left(\mathbf{Z}_*^\top (\mathbf{I} - \kappa P_{\mathbf{A}}^\perp) \mathbf{Z}_* \right)^{-1} \mathbf{Z}_*^\top (\mathbf{I} - \kappa P_{\mathbf{A}}^\perp) \mathbf{Y},$$

where $\mathbf{R}_* = \mathbf{X}_* - \mathbf{A}(\mathbf{A}^\top \mathbf{A})^{-1} \mathbf{A}^\top \mathbf{X}_* = P_{\mathbf{A}}^\perp \mathbf{X}_*$ is the ordinary least squares residuals when regressing \mathbf{X}_* on \mathbf{A} and $\mathbf{Z}_* = \begin{bmatrix} \mathbf{X}_* & \mathbf{A}_* \end{bmatrix}$. \circ

Proof.

Note that

$$\begin{aligned} \mathbf{Z}_*^\top (\mathbf{I} - \kappa P_{\mathbf{A}}^\perp) \mathbf{Z}_* &= \begin{bmatrix} \mathbf{X}_*^\top \\ \mathbf{A}_*^\top \end{bmatrix} (\mathbf{I} - \kappa P_{\mathbf{A}}^\perp) \begin{bmatrix} \mathbf{X}_* & \mathbf{A}_* \end{bmatrix} \\ &= \begin{bmatrix} \mathbf{X}_*^\top - \kappa \mathbf{X}_*^\top P_{\mathbf{A}}^\perp \\ \mathbf{A}_*^\top - \kappa \mathbf{A}_*^\top P_{\mathbf{A}}^\perp \end{bmatrix} \begin{bmatrix} \mathbf{X}_* & \mathbf{A}_* \end{bmatrix} \\ &= \begin{bmatrix} \mathbf{X}_*^\top \mathbf{X}_* - \kappa \mathbf{X}_*^\top P_{\mathbf{A}}^\perp \mathbf{X}_* & \mathbf{X}_*^\top \mathbf{A}_* - \kappa \mathbf{X}_*^\top P_{\mathbf{A}}^\perp \mathbf{A}_* \\ \mathbf{A}_*^\top \mathbf{X}_* - \kappa \mathbf{A}_*^\top P_{\mathbf{A}}^\perp \mathbf{X}_* & \mathbf{A}_*^\top \mathbf{A}_* - \kappa \mathbf{A}_*^\top P_{\mathbf{A}}^\perp \mathbf{A}_* \end{bmatrix} \\ &= \begin{bmatrix} \mathbf{X}_*^\top \mathbf{X}_* - \kappa \mathbf{R}_*^\top \mathbf{R}_* & \mathbf{X}_*^\top \mathbf{A}_* \\ \mathbf{A}_*^\top \mathbf{X}_* & \mathbf{A}_*^\top \mathbf{A}_* \end{bmatrix}, \end{aligned}$$

where we used that $\mathbf{R}_* = P_{\mathbf{A}}^\perp \mathbf{X}_*$, $P_{\mathbf{A}}^\perp \mathbf{A}_* = 0$ and that $P_{\mathbf{A}}^\perp$ is idempotent and symmetric, such that

$$\kappa \mathbf{X}_*^\top P_{\mathbf{A}}^\perp \mathbf{X}_* = \kappa \mathbf{X}_*^\top P_{\mathbf{A}}^\perp P_{\mathbf{A}}^\perp \mathbf{X}_* = \kappa (P_{\mathbf{A}}^\perp \mathbf{X}_*)^\top P_{\mathbf{A}}^\perp \mathbf{X}_* = \kappa \mathbf{R}_*^\top \mathbf{R}_*.$$

Similarly, we have that

$$\mathbf{Z}_*^\top (\mathbf{I} - \kappa P_{\mathbf{A}}^\perp) \mathbf{Y} = \begin{bmatrix} \mathbf{X}_*^\top \\ \mathbf{A}_*^\top \end{bmatrix} (\mathbf{I} - \kappa P_{\mathbf{A}}^\perp) \mathbf{Y} = \begin{bmatrix} \mathbf{X}_*^\top - \kappa \mathbf{R}_*^\top \\ \mathbf{A}_*^\top \end{bmatrix} \mathbf{Y},$$

proving that the two expressions coincide. \square

Remark B.2 – Connection to Anderson-Rubin confidence region.

Our acceptance region

$$\mathcal{A}_n^c(1 - p_{\min}) := \{\alpha \in \mathbb{R}^{d_1 + q_1} : T_n^c(\alpha) \leq Q_{\chi_q^2}(1 - p_{\min})\}, \quad (32)$$

is closely related to the Anderson-Rubin (Anderson and Rubin [1949]) confidence region of the simultaneous causal parameter $\alpha_0 = (\gamma_0, \alpha_0)$ in an identified model. When the causal parameter α_0 is identifiable, i.e., in a just- or over-identified setup ($q \geq d_1 + q_2$) and (B8) holds, only the causal parameter yields regression residuals $Y - \alpha_0^\top Z$ that are uncorrelated with the exogenous variables

A. In this restricted setup, our null hypothesis is equivalent with $\tilde{H}_0(\alpha) : \alpha = \alpha_0$. The hypothesis $\tilde{H}_0(\alpha)$ can be tested by the Anderson-Rubin test and all non-rejected coefficients constitute the Anderson-Rubin confidence region of α_0 , which is given by

$$\text{CR}_{\text{AR}}^{\text{ex},n}(1 - p_{\min}) := \left\{ \alpha \in \mathbb{R}^{d_1+q_1} : T_n^{\text{AR}}(\alpha) \leq Q_{F(q,n-q)}(1 - p_{\min}) \right\},$$

where $Q_{F(q,n-q)}(1 - p_{\min})$ is the $1 - p_{\min}$ quantile of the F distribution with q and $n - q$ degrees of freedom and the Anderson-Rubin test-statistic $T_n^{\text{AR}}(\alpha)$ is given by

$$T_n^{\text{AR}}(\alpha) := \frac{n - q}{q} \frac{(\mathbf{Y} - \mathbf{Z}\alpha)^\top P_{\mathbf{A}}(\mathbf{Y} - \mathbf{Z}\alpha)}{(\mathbf{Y} - \mathbf{Z}\alpha)^\top P_{\mathbf{A}}^\perp(\mathbf{Y} - \mathbf{Z}\alpha)} = \frac{n - q}{q} \frac{l_{\text{IV}}^n(\alpha)}{l_{\text{OLS}}^n(\alpha) - l_{\text{IV}}^n(\alpha)}.$$

The confidence region $\text{CR}_{\text{AR}}^{\text{ex},n}$ is exact whenever several regularity conditions are satisfied, such as deterministic exogenous variables and normal distributed errors [Anderson and Rubin, 1949, Theorem 3]. In a general SEM model the regularity conditions are not fulfilled, but changing the rejection threshold to $Q_{\chi_q^2/q}(1 - p_{\min})$, we obtain an asymptotically valid confidence region. That is,

$$\text{CR}_{\text{AR}}^{\text{as},n}(1 - p_{\min}) := \left\{ \alpha \in \mathbb{R}^{d_1+q_1} : T_n^{\text{AR}}(\alpha) \leq Q_{\chi_q^2/q}(1 - p_{\min}) \right\},$$

is an asymptotically valid approximate confidence region [Anderson and Rubin, 1950, Theorem 6]. This relies on the fact that $T_n^{\text{AR}}(\alpha) \xrightarrow{\mathcal{D}} \chi_q^2/q$ under the null and T_n^{AR} diverges to infinity under the general alternative. The test-statistic $T_n^c(\alpha)$ can be seen as a scaled coefficient of determination (R^2 -statistic) for which $T_n^{\text{AR}}(\alpha)$ is the corresponding F -statistic. That is, one can realize that

$$T_n^{\text{AR}}(\alpha) = \frac{n - q}{q} \frac{T_n^c(\alpha)/c(n)}{1 - T_n^c(\alpha)/c(n)} \leq Q_{\chi_q^2/q}(1 - p_{\min}),$$

which is equivalent to

$$\frac{n - q + Q_{\chi_q^2}(1 - p_{\min})}{c(n)} T_n^c(\alpha) \leq Q_{\chi_q^2}(1 - p_{\min}).$$

Thus, if $Q_{\chi_q^2}(1 - p_{\min}) \geq q$, then $\mathcal{A}_n(1 - p_{\min}) \supseteq \text{CR}_{\text{AR}}^{\text{as},n}(1 - p_{\min})$ and $\mathcal{A}_n(1 - p_{\min}) \subset \text{CR}_{\text{AR}}^{\text{as},n}(1 - p_{\min})$ otherwise, where $\mathcal{A}_n(1 - p_{\min})$ is the acceptance region when using the scaling scheme $c(n) = n$. Furthermore, $\mathcal{A}_n^c(1 - p_{\min})$, the acceptance region under a general scaling scheme $c(n) \sim n$, is asymptotically equivalent to the Anderson-Rubin approximate confidence region $\text{CR}_{\text{AR}}^{\text{as},n}(1 - p_{\min})$. If we choose the specific scaling to be $c(n) = n - q + Q_{\chi_q^2}(1 - p_{\min})$, then they coincide, $\text{CR}_{\text{AR}}^{\text{as},n}(1 - p_{\min}) = \mathcal{A}_n^c(1 - p_{\min})$ for each $n \in \mathbb{N}$. Whenever the Anderson-Rubin confidence region is exact, we could change the rejection threshold from $Q_{\chi_q^2}(1 - p_{\min})$ to $c(n)Q_{B(q/2, (n-q)/2)}(1 - p_{\min})$ and also get an exact acceptance region, where $B(q/2, (n-q)/2)$ is the Beta distribution with shape and scale parameter $q/2$ and $(n-q)/2$ respectively. \circ

Lemma B.3.

Let $\hat{\alpha}$ be a solution to a constrained optimization problem of the form

$$\begin{aligned} & \underset{\alpha \in \mathbb{R}^k}{\text{minimize}} && f(\alpha) \\ & \text{subject to} && g(\alpha) \leq c \end{aligned}$$

where f is an everywhere differentiable strictly convex function on \mathbb{R}^k for which a stationary point exists, g is continuous and $c \in \mathbb{R}$. If the stationary point of f is not feasible, then the constraint inequality is tight (active) in the solution $\hat{\alpha}$, that is, $g(\hat{\alpha}) = c$. \circ

Proof.

Since $\hat{\alpha}$ feasible and the stationary point of f is not feasible, we know that $\hat{\alpha}$ is not a stationary point of f , hence $Df(\hat{\alpha}) \neq 0$. Now assume that the constraint bound is not tight (active) in the solution $\hat{\alpha}$, that is $g(\hat{\alpha}) < c$. By continuity of g , we know that there exists an $\varepsilon > 0$, such that for all $\alpha \in B(\hat{\alpha}, \varepsilon)$, it holds that $g(\alpha) < c$. Furthermore, since $Df(\hat{\alpha}) = 0$, we can look at the line segment going through $\hat{\alpha}$ in the direction of the negative gradient of f in $\hat{\alpha}$. That is, $l : \mathbb{R} \rightarrow \mathbb{R}^k$ defined by $l(t) = \hat{\alpha} - tDf(\hat{\alpha})$. Note that $D(f \circ l)(0) = Df(l(0))Dl(0) = -Df(\hat{\alpha})Df(\hat{\alpha})^\top = -\|Df(\hat{\alpha})\| < 0$, meaning that the derivative of $f \circ l : \mathbb{R} \rightarrow \mathbb{R}$ is negative in zero. Therefore, there exists a $\delta > 0$, such that for all $t \in (0, \delta)$ it holds that $f \circ l(t) < f \circ l(0)$, i.e., $f(\hat{\alpha} - tDf(\hat{\alpha})) < f(\hat{\alpha})$. Thus, for sufficiently small t' , it holds that $t' < \delta$ and $\tilde{\alpha} - t'Df(\hat{\alpha}) \in B(\hat{\alpha}, \varepsilon)$. We conclude that $\tilde{\alpha} := \hat{\alpha} - tDf(\hat{\alpha})$ is feasible, $g(\tilde{\alpha}) < c$, and super-optimal compared to $\hat{\alpha}$, $f(\tilde{\alpha}) < f(\hat{\alpha})$, which contradicts that $\hat{\alpha}$ solves the optimization problem. In words, if the solution is not tight we can take a small step in the negative gradient direction of the objective function and get a better objective value while still being feasible. \square

Lemma B.4.

Suppose that $g_n : \mathbb{R}^G \rightarrow \mathbb{R}^K$ are random linear maps converging point-wise in probability to a non-random linear map $g : \mathbb{R}^G \rightarrow \mathbb{R}^K$ that is injective. If

$$g_n(\hat{\beta}_n - \beta_0) \xrightarrow[n \rightarrow \infty]{P} 0,$$

then $\hat{\beta}_n$ is a consistent estimator of β_0 . That is,

$$\hat{\beta}_n \xrightarrow[n \rightarrow \infty]{P} \beta_0.$$

\circ

Proof.

As g is injective, we have that $\text{rank}(g) = G$, and as such $\text{rank}(g^\top g) = (g) = G$ which implies that $g^\top g$ is invertible. Furthermore, by Slutsky's theorem we get that

$$g_n \xrightarrow{P} g \implies g_n^\top g_n \xrightarrow{P} g^\top g$$

as $n \rightarrow \infty$, that is, for any $\varepsilon > 0$

$$P(\|g_n^\top g_n - g^\top g\| \leq \varepsilon) = P(g_n^\top g_n \in \overline{B(g^\top g, \varepsilon)}) \xrightarrow[n \rightarrow \infty]{} 1.$$

Here $\|\cdot\|$ is any norm on the set of $G \times G$ matrices and $\overline{B(g^\top g, \varepsilon)}$ is the closed ball around $g^\top g$ with radius ε with respect to this norm. Now note that the set NS_G of all non-singular $G \times G$ matrices is an open subset of all $G \times G$ matrices, which implies that there exists an $\varepsilon > 0$, such that

$$\overline{B(g^\top g, \varepsilon)} \subset \text{NS}_G.$$

Hence, $g_n^\top g_n$ is invertible with probability tending towards 1, that is,

$$P(g_n^\top g_n \in \text{NS}_G) \xrightarrow{n \rightarrow \infty} 1.$$

Let $h_n : \Omega \rightarrow \text{NS}_G$ be given by

$$h_n(\omega) := \begin{cases} g_n^\top(\omega)g_n(\omega), & \text{if } \omega \in (g_n^\top g_n \in \text{NS}_G) \\ I, & \text{otherwise.} \end{cases}$$

Then $h_n \xrightarrow[n \rightarrow \infty]{P} g^\top g$, since for any $\varepsilon > 0$

$$\begin{aligned} P(\|h_n - g^\top g\| > \varepsilon) &= P((\|g_n^\top g_n - g^\top g\| > \varepsilon) \cap (g_n^\top g_n \in \text{NS}_G)) \\ &\quad + P((\|I - g^\top g\| > \varepsilon) \cap (g_n^\top g_n \in \text{NS}_G)^c) \\ &\leq P(\|g_n^\top g_n - g^\top g\| > \varepsilon) + P(g_n^\top g_n \in \text{NS}_G)^c \\ &\xrightarrow[n \rightarrow \infty]{} 0, \end{aligned}$$

Continuity of the inverse operator and the continuous mapping theorem, yield that $\|h_n^{-1}\|_{\text{op}} \xrightarrow{P} \|(g^\top g)^{-1}\|_{\text{op}} \in \mathbb{R}$ and $\|g_n^\top\|_{\text{op}} \xrightarrow{P} \|g^\top\|_{\text{op}} \in \mathbb{R}$ as n tends to infinity, where $\|\cdot\|_{\text{op}}$ is the operator norm induced by the Euclidean norm $\|\cdot\|_2$. Furthermore,

$$\|g_n^\top g_n(\hat{\beta}_n - \beta_0)\|_2 \leq \|g_n^\top\|_{\text{op}} \|g_n(\hat{\beta}_n - \beta_0)\|_2 \xrightarrow[n \rightarrow \infty]{P} \|g^\top\|_{\text{op}} \cdot 0 = 0,$$

by the assumptions and Slutsky's theorem. Hence, for any $\varepsilon > 0$

$$\begin{aligned} P(\|h_n(\hat{\beta}_n - \beta_0)\|_2 > \varepsilon) &= P((\|g_n^\top g_n(\hat{\beta}_n - \beta_0)\|_2 > \varepsilon) \cap (g_n^\top g_n \in \text{NS}(G, G))) \\ &\quad + P((\|\hat{\beta}_n - \beta_0\|_2 > \varepsilon) \cap (g_n^\top g_n \in \text{NS}(G, G))^c) \\ &\leq P((\|g_n^\top g_n(\hat{\beta}_n - \beta_0)\|_2 > \varepsilon)) + P((g_n^\top g_n \in \text{NS}(G, G))^c) \\ &\xrightarrow[n \rightarrow \infty]{} 0. \end{aligned}$$

Thus,

$$\|\hat{\beta}_n - \beta_0\|_2 = \|h_n^{-1} h_n(\hat{\beta}_n - \beta_0)\|_2 \leq \|h_n^{-1}\|_{\text{op}} \|h_n(\hat{\beta}_n - \beta_0)\|_2 \xrightarrow[n \rightarrow \infty]{P} \|(g^\top g)^{-1}\|_{\text{op}} \cdot 0 = 0,$$

by Slutsky's theorem, yielding that $\hat{\beta}_n$ is an consistent estimator of β_0 . \square

C Proofs of Section 2

Proposition 2.1.

Assume one of the following scenarios

1) $\kappa < 1$ and (A13) holds,

2) $\kappa = 1$ and (A14) holds,

The estimator minimizing the empirical loss function of Equation (18) is then almost surely well-defined and coincides with the K-class estimator of Equation (15), that is,

$$\hat{\alpha}_K^n(\kappa; \mathbf{Y}, \mathbf{Z}_*, \mathbf{A}) = \arg \min_{\alpha \in \mathbb{R}^{d_1+q_1}} l_K^n(\alpha; \kappa, \mathbf{Y}, \mathbf{Z}_*, \mathbf{A}). \quad (19)$$

almost surely. ◻

Proof.

The minimizations of Equation (17) and Equation (18) are unconstrained optimization problems. We know that there exists a unique solution if the problems are strictly convex. Thus, it suffices to verify the second order condition for strict convexity of the objective functions, i.e., $D^2 l_K^n(\alpha; \kappa) \succ 0$. To this end, note that

$$\begin{aligned} D l_{\text{OLS}}^n(\alpha; \mathbf{Z}_*, \mathbf{X}) &= \frac{\partial}{\partial \alpha} n^{-1} (\mathbf{Y} - \mathbf{Z}_* \alpha)^\top (\mathbf{Y} - \mathbf{Z}_* \alpha) = 2n^{-1} (\alpha^\top \mathbf{Z}_*^\top \mathbf{Z}_* - \mathbf{Y}^\top \mathbf{Z}_*), \\ D l_{\text{IV}}^n(\alpha; \mathbf{Y}, \mathbf{Z}_*, \mathbf{A}) &= 2n^{-1} (\alpha^\top \mathbf{Z}_*^\top P_{\mathbf{A}} \mathbf{Z}_* - \mathbf{Y}^\top P_{\mathbf{A}} \mathbf{Z}_*). \end{aligned}$$

Thus, the first order derivative of the K-class regression loss function is given by the κ -weighted affine combination of these two, that is,

$$\begin{aligned} D l_K^n(\alpha; \kappa, \mathbf{Y}, \mathbf{Z}_*, \mathbf{A}) &= 2n^{-1} ((1 - \kappa) (\alpha^\top \mathbf{Z}_*^\top \mathbf{Z}_* - \mathbf{Y}^\top \mathbf{Z}_*) + \kappa (\alpha^\top \mathbf{Z}_*^\top P_{\mathbf{A}} \mathbf{Z}_* - \mathbf{Y}^\top P_{\mathbf{A}} \mathbf{Z}_*)) \\ &= 2n^{-1} (\alpha^\top (\mathbf{Z}_*^\top ((1 - \kappa) \mathbf{I} + \kappa P_{\mathbf{A}}) \mathbf{Z}_*) - (\mathbf{Y}^\top ((1 - \kappa) \mathbf{I} + \kappa P_{\mathbf{A}}) \mathbf{Z}_*)) \\ &= 2n^{-1} (\alpha^\top (\mathbf{Z}_*^\top (\mathbf{I} - \kappa (\mathbf{I} - P_{\mathbf{A}})) \mathbf{Z}_*) - (\mathbf{Y}^\top (\mathbf{I} - \kappa (\mathbf{I} - P_{\mathbf{A}})) \mathbf{Z}_*)) \\ &= 2n^{-1} \left(\alpha^\top \left(\mathbf{Z}_*^\top (\mathbf{I} - \kappa P_{\mathbf{A}}^\perp) \mathbf{Z}_* \right) - \left(\mathbf{Y}^\top (\mathbf{I} - \kappa P_{\mathbf{A}}^\perp) \mathbf{Z}_* \right) \right), \end{aligned}$$

where $P_{\mathbf{A}}^\perp = \mathbf{I} - P_{\mathbf{A}}$. The second order derivative is given by

$$D^2 l_K^n(\alpha; \kappa, \mathbf{Y}, \mathbf{Z}_*, \mathbf{A}) = 2n^{-1} ((1 - \kappa) \mathbf{Z}_*^\top \mathbf{Z}_* + \kappa \mathbf{Z}_*^\top P_{\mathbf{A}} \mathbf{Z}_*) = 2n^{-1} \mathbf{Z}_*^\top (\mathbf{I} - \kappa P_{\mathbf{A}}^\perp) \mathbf{Z}_*.$$

The second derivative is proportional to the matrix we need to invert in order to solve the normal equation in Equation (14), see proof of Lemma B.1 above. As a consequence, we have that the K-class estimator solving Equation (14) is guaranteed to exist and be unique if the second derivative is strictly positive definite, i.e., invertible.

Let us first consider $\kappa < 1$. To see that $D^2 l_K^n(\alpha; \kappa, \mathbf{Y}, \mathbf{Z}_*, \mathbf{A}) \succ 0$, take any $y \in \mathbb{R}^{d_1+q_1} \setminus \{0\}$ and assume that (A13) holds. That is, we assume that $\text{rank}(\mathbf{Z}_*^\top \mathbf{Z}_*) = \text{rank}(\mathbf{Z}_*) = d_1 + q_1$ almost surely such that $z = \mathbf{Z}_* y \in \mathbb{R}^n \setminus \{0\}$ almost surely. Without (A13), choosing $y \in \ker(\mathbf{Z}_*) \setminus \{0\}$ yields a zero in the following quadratic form with positive probability. However, with this assumption (and disregarding $2n^{-1}$) we get that

$$\begin{aligned} y^\top D^2 l_K^n(\alpha; \kappa) y &\propto (1 - \kappa) y^\top \mathbf{Z}_*^\top \mathbf{Z}_* y + \kappa y^\top \mathbf{Z}_*^\top P_{\mathbf{A}} \mathbf{Z}_* y \\ &= (1 - \kappa) \|z\|_2^2 + \kappa \|P_{\mathbf{A}} z\|_2^2 \\ &\geq \begin{cases} (1 - \kappa) \|z\|_2^2 + \kappa \|z\|_2^2 = \|z\|_2^2, & \text{if } \kappa \in (-\infty, 0), \\ (1 - \kappa) \|z\|_2^2, & \text{if } \kappa \in [0, 1) \end{cases} \\ &> 0, \end{aligned}$$

almost surely. Here, we used that $P_{\mathbf{A}} = P_{\mathbf{A}}^\top = \mathbf{A}(\mathbf{A}^\top \mathbf{A})^{-1} \mathbf{A}^\top$ is an orthogonal projection matrix, hence $P_{\mathbf{A}} = P_{\mathbf{A}}^\top P_{\mathbf{A}}$ and $0 \leq \|P_{\mathbf{A}} w\|_2^2 \leq \|w\|_2^2$ for any $w \in \mathbb{R}^q$.

Let us now consider the case $\kappa = 1$. If $\text{rank}(\mathbf{A}^\top \mathbf{Z}_*) < d_1 + q_1$ with positive probability, then choose $y \in \ker(\mathbf{A}^\top \mathbf{Z}_*) \setminus \{0\} \neq \emptyset$ and note that

$$y^\top D^2 l_K^n(\alpha; \kappa) y = \|P_{\mathbf{A}} z\|_2^2 = y^\top \mathbf{Z}_*^\top \mathbf{A} (\mathbf{A}^\top \mathbf{A})^{-1} \mathbf{A}^\top \mathbf{Z}_* y = 0,$$

showing that $l_K^n(\alpha; \kappa)$ is not strictly convex with positive probability. However, if we instead assume that (A14) holds, i.e., that $\mathbf{A}^\top \mathbf{Z}_* \in \mathbb{R}^{q \times (d_1 + q_1)}$ satisfies $\text{rank}(\mathbf{A}^\top \mathbf{Z}_*) = d_1 + q_1$ almost surely, then $D^2 l_K^n(\alpha; \kappa)$ is also guaranteed to be positive definite almost surely when $\kappa = 1$.

Thus, we have shown sufficient conditions for $D^2 l_K^n(\alpha; \kappa)$ to be almost surely positive definite, ensuring strict convexity of the $l_K^n(\alpha; \kappa)$, hence almost sure uniqueness of a global minimum. The unique global minimum is then found as a solution to the normal equation

$$D l_K^n(\alpha; \kappa) = 0 \iff \alpha^\top \left(\mathbf{Z}_*^\top (\mathbf{I} - \kappa P_{\mathbf{A}}^\perp) \mathbf{Z}_* \right) = \left(\mathbf{Y}^\top (\mathbf{I} - \kappa P_{\mathbf{A}}^\perp) \mathbf{Z}_* \right),$$

which is given by $\alpha = (\mathbf{Z}_*^\top (\mathbf{I} - \kappa P_{\mathbf{A}}^\perp) \mathbf{Z}_*)^{-1} \mathbf{Z}_*^\top (\mathbf{I} - \kappa P_{\mathbf{A}}^\perp) \mathbf{Y}$. We conclude that under the above conditions we have that

$$\arg \min_{\alpha \in \mathbb{R}^{d_1 + q_1}} l_K^n(\alpha; \kappa) = (\mathbf{Z}_*^\top (\mathbf{I} - \kappa P_{\mathbf{A}}^\perp) \mathbf{Z}_*)^{-1} \mathbf{Z}_*^\top (\mathbf{I} - \kappa P_{\mathbf{A}}^\perp) \mathbf{Y} = \hat{\alpha}_K^n(\kappa),$$

almost surely. □

Proposition 2.2.

Assume one of the following scenarios

- 1) $\kappa \in [0, 1)$ and (A10) holds,
- 2) $\kappa = 1$ and (A11) holds.

It then holds that $(\hat{\alpha}_K^n(\kappa; \mathbf{Y}, \mathbf{Z}_*, \mathbf{A}))_{n \geq 1}$ is an asymptotically well-defined sequence of estimators in the sense that

$$P \left[\arg \min_{\alpha \in \mathbb{R}^{d_1 + q_1}} l_K^n(\alpha; \kappa, \mathbf{Y}, \mathbf{Z}_*, \mathbf{A}) \text{ is well-defined} \right] \xrightarrow{n \rightarrow \infty} 1.$$

Furthermore, the sequence consistently estimates the well-defined population K-class estimand

$$\hat{\alpha}_K^n(\kappa; \mathbf{Y}, \mathbf{Z}_*, \mathbf{A}) \xrightarrow[n \rightarrow \infty]{P} \alpha_K(\kappa; Y, Z_*, A) := \arg \min_{\alpha \in \mathbb{R}^{d_1 + q_1}} l_K(\alpha; \kappa, Y, Z_*, A).$$

○

Proof.

We first prove that the estimators are asymptotically well-defined if the population conditions (A10) and (A11) hold. For $\kappa \in [0, 1)$, we know from Proposition 2.1 that

$$P \left[\arg \min_{\alpha \in \mathbb{R}^{d_1 + q_1}} l_K^n(\alpha; \kappa, \mathbf{Y}, \mathbf{Z}_*, \mathbf{A}) \text{ is well-defined} \right] \geq P [\mathbf{Z}_*^\top \mathbf{Z}_* \text{ is positive definite}],$$

So it suffices to show that the lower converges to one in probability. By the weak law of large numbers we have, for any $\varepsilon > 0$ that

$$P(\|\mathbf{Z}_*^\top \mathbf{Z}_* - E(Z_* Z_*^\top)\| < \varepsilon) \rightarrow 1. \quad (33)$$

Note that by assumption (A10), i.e., that $\text{Var}(Z_*)$ is positive definite, we also have that $E(Z_* Z_*^\top)$ is positive definite; see Equation (34) below. Note that the set of positive definite matrices S_+ is an open set in the space of symmetric matrices S of the same dimensions. Hence, there must exist an open ball $B(E(Z_* Z_*^\top), c) \subseteq S_+$ with center $E(Z_* Z_*^\top)$ and radius $c > 0$, fully contained in the set of positive definite matrices. By virtue of Equation (33), we have for $\varepsilon = c$ that

$$\begin{aligned} P[\mathbf{Z}_*^\top \mathbf{Z}_* \text{ is positive definite}] &\geq P(\mathbf{Z}_*^\top \mathbf{Z}_* \in B(E(Z_* Z_*^\top), c)) \\ &\geq P(\|\mathbf{Z}_*^\top \mathbf{Z}_* - E(Z_* Z_*^\top)\| < c) \rightarrow 1, \end{aligned}$$

proving that the estimator minimizing the K-class penalized regression function is asymptotically well-defined. In the case of $\kappa = 1$ the argument for asymptotic well-definedness follows by almost the same arguments. Arguing that $\mathbf{A}^\top \mathbf{A}$ is positive definite with probability converging to one since $\text{Var}(A)$ is assumed positive definite follows from the same arguments as above. To see that $\mathbf{A}^\top \mathbf{Z}_*$ is of full column rank with probability converging to one, we use that $E(AZ_*^\top)$ is assumed full column rank. If $q = d_1 + q_2$, then follows from the above arguments. Otherwise, if $q > d_1 + q_1$, then we modify the above arguments using that the set of injective linear maps from $\mathbb{R}^{d_1+q_1}$ to \mathbb{R}^q is an open set of all linear maps from $\mathbb{R}^{d_1+q_1}$ to \mathbb{R}^q .

In regards to the well-definedness of the population estimand that minimizes the population loss function, we cannot make use of the projection $P_{\mathbf{A}}$ anymore, which simplified the above considerations in the finite sample case. It suffices to show strict convexity of the population loss function. Assume that (A10) holds, i.e., that $\text{Var}(Z_*)$ is positive definite, and consider $\kappa \in [0, 1]$. For any $y \in \mathbb{R}^{d_1+q_1} \setminus \{0\}$ we see that

$$\begin{aligned} y^\top D^2 l_K(\alpha; \kappa) y &= (1 - \kappa) y^\top E(Z_* Z_*^\top) y + \kappa y^\top E(Z_* A^\top) E(AA^\top)^{-1} E(AZ_*^\top) y \\ &\geq (1 - \kappa) y^\top E(Z_* Z_*^\top) y \\ &= (1 - \kappa) (y^\top \text{Var}(Z_*) y + y^\top E(Z_*) E(Z_*)^\top y) \\ &\geq (1 - \kappa) y^\top \text{Var}(Z_*) y \\ &> 0, \end{aligned} \quad (34)$$

proving strict convexity of the K-class penalized loss function. Now let $\kappa = 1$ and assume (A8) and (A11) hold, i.e., $\text{Var}(A)$ is positive definite and $E(AZ_*^\top)$ is of full column rank (which implicitly assumes we are in the just- or over-identified case). First note that by the above considerations this implies that $E(AA^\top)$ and its inverse $E(AA^\top)^{-1}$ are positive definite. For any $y \in \mathbb{R}^{d_1+q_1} \setminus \{0\}$ we note that $z := E(AZ_*^\top) y \neq 0$ by injectivity of $E(AZ_*^\top)$, and hence

$$y^\top D^2 l_K(\alpha; \kappa) y = z^\top E(AA^\top)^{-1} z > 0,$$

by the positive definiteness of $E(AA^\top)^{-1}$. This proves proving strict convexity of the K-class penalized loss function.

In both setups the minimization estimator of the population loss function solves the normal equation $0 = D l_K(\alpha; \kappa) = (1 - \kappa) D l_{\text{OLS}}(\alpha) + \kappa D l_{\text{IV}}(\alpha)$ which by rearranging the terms yields that

$$\begin{aligned} \alpha_K(\kappa) &= ((1 - \kappa) E(Z_* Z_*^\top) + \kappa E(Z_* A^\top) E(AA^\top)^{-1} E(AZ_*^\top))^{-1} \\ &\quad \cdot ((1 - \kappa) E(Z_* Y) + \kappa E(Z_* A^\top) E(AA^\top)^{-1} E(AY)). \end{aligned}$$

We conclude that whenever well-defined we have that

$$\begin{aligned}
\hat{\alpha}_K^n(\kappa) &= (\mathbf{Z}_*^\top (\mathbf{I} - \kappa P_A^\perp) \mathbf{Z}_*)^{-1} \mathbf{Z}_*^\top (\mathbf{I} - \kappa P_A^\perp) \mathbf{Y} \\
&= (\mathbf{Z}_*^\top ((1 - \kappa) \mathbf{I} + \kappa \mathbf{A} (\mathbf{A}^\top \mathbf{A})^{-1} \mathbf{A}^\top) \mathbf{Z}_*)^{-1} \mathbf{Z}_*^\top ((1 - \kappa) \mathbf{I} + \kappa \mathbf{A} (\mathbf{A}^\top \mathbf{A})^{-1} \mathbf{A}^\top) \mathbf{Y} \\
&= ((1 - \kappa) n^{-1} \mathbf{Z}_*^\top \mathbf{Z}_* + \kappa n^{-1} \mathbf{Z}_*^\top \mathbf{A} (n^{-1} \mathbf{A}^\top \mathbf{A})^{-1} n^{-1} \mathbf{A}^\top \mathbf{Z}_*)^{-1} \\
&\quad \cdot ((1 - \kappa) n^{-1} \mathbf{Z}_*^\top \mathbf{Y} + \kappa n^{-1} \mathbf{Z}_*^\top \mathbf{A} (n^{-1} \mathbf{A}^\top \mathbf{A})^{-1} n^{-1} \mathbf{A}^\top \mathbf{Y}) \\
&\xrightarrow{P} \alpha_K(\kappa),
\end{aligned}$$

by the law of large numbers, Slutsky's theorem and the continuous mapping theorem. \square

Theorem 2.3.

Assume that (Y, X, H, A) is generated in accordance with the SEM in Equation (1), that is, (A1)–(A7). For any $\kappa \in [0, 1)$ and $Z_* = (X_*, A_*)$ with $X_* \subseteq X$ and $A_* \subseteq A$, we have, whenever the population K -class estimand is well-defined, that

$$\begin{aligned}
\alpha^K(\kappa; Y, Z_*, A) &= \arg \min_{\alpha \in \mathbb{R}^{d_1 + q_1}} \sup_{v \in C(\kappa)} E^{\text{do}(A:=v)} [(Y - \alpha^\top Z_*)^2] \\
&= \arg \min_{\gamma \in \mathbb{R}^{d_1}, \beta \in \mathbb{R}^{q_1}} \sup_{v \in C(\kappa)} E^{\text{do}(A:=v)} [(Y - \gamma^\top X_* - \beta^\top A_*)^2],
\end{aligned}$$

where

$$C(\kappa) := \left\{ v : \Omega \rightarrow \mathbb{R}^q : \text{Cov}(v, \varepsilon) = 0, E(vv^\top) \preceq \frac{1}{1 - \kappa} E(AA^\top) \right\}.$$

\circ

Proof.

Let (Y, X, H, A) be generated by the SEM given by

$$\begin{bmatrix} Y \\ X \\ H \end{bmatrix} := B \begin{bmatrix} Y \\ X \\ H \end{bmatrix} + MA + \varepsilon, \quad (35)$$

where ε satisfies $\varepsilon \perp\!\!\!\perp A$ and has jointly independent marginals $\varepsilon_1 \perp\!\!\!\perp \dots \perp\!\!\!\perp \varepsilon_{d+1+r}$ with finite second moment $E\|\varepsilon\|_2^2 < \infty$ and mean zero $E(\varepsilon) = 0$. The distribution of A is determined independently of Equation (35) and with the only requirement that $E\|A\|_2^2 < \infty$. This implies that (Y, X, H) satisfies the structural form and the reduced form equations given by

$$\Gamma \begin{bmatrix} Y \\ X \\ H \end{bmatrix} = MA + \varepsilon \quad \text{and} \quad \begin{bmatrix} Y \\ X \\ H \end{bmatrix} = \Pi A + \Gamma^{-1} \varepsilon,$$

respectively, where $\Gamma = I - B$ and $\Pi = \Gamma^{-1}M$.

Now let $X_* \subset X$ and $A_* \subset A$ be our candidate predictors of Y , regardless of which variables directly affect Y and let $Z_* = [X_*^\top \ A_*^\top]^\top$. By the reduced form structural equations we derive the marginal reduced forms as

$$Y = \Pi_Y A + \Gamma_Y^{-1} \varepsilon \quad \text{and} \quad X_* = \Pi_{X_*} A + \Gamma_{X_*}^{-1} \varepsilon, \quad (36)$$

where $\Pi_Y, \Pi_{X_*}, \Gamma_Y^{-1}, \Gamma_{X_*}^{-1}$ are the relevant sub-matrices of rows from Π and Γ^{-1} . Furthermore, let (Y^v, X^v, H^v) be generated as a solution to the SEM of Equation (35) under the intervention $\text{do}(A := v)$, where $v \in \mathcal{L}^2(\Omega, \mathcal{F}, P)$ is any fixed stochastic element uncorrelated with ε . Under the intervention and by similar manipulations as above, we arrive at the following marginal reduced forms

$$Y^v = \Pi_Y v + \Gamma_Y^{-1} \varepsilon \quad \text{and} \quad X_*^v = \Pi_{X_*} v + \Gamma_{X_*}^{-1} \varepsilon.$$

For a fixed γ and β , with A_{-*} being $A \setminus A_*$, we have that

$$\begin{aligned} Y - \gamma^\top X_* - \beta^\top A_* &= (\Pi_Y - \gamma^\top \Pi_{X_*})A + (\Gamma_Y^{-1} - \Gamma_{X_*}^{-1})\varepsilon - \beta^\top A_* \\ &= (\delta_1^\top - \beta^\top)A_* + \delta_2^\top A_{-*} + w^\top \varepsilon \\ &= \xi^\top A + w^\top \varepsilon, \end{aligned}$$

where δ_1, δ_2 are such that $(\Pi_Y - \gamma^\top \Pi_{X_*})A = \delta_1^\top A_* + \delta_2^\top A_{-*}$, ξ is such that $\xi^\top A = (\delta_1^\top - \beta^\top)A_* + \delta_2^\top A_{-*}$ and $w^\top := (\Gamma_Y^{-1} - \Gamma_{X_*}^{-1})$. Similar manipulations yield that the regression residuals under the intervention are given by

$$Y^v - \gamma^\top X_*^v - \beta^\top v_* = \xi^\top v + w^\top \varepsilon.$$

Since $A \perp\!\!\!\perp \varepsilon$ and ε has mean zero, we have that

$$E(Y - \gamma^\top X_* - \beta^\top A_* | A) = \xi^\top A + w^\top E(\varepsilon) = \xi^\top A. \quad (37)$$

Hence,

$$Y - \gamma^\top X_* - \beta^\top A_* - E(Y - \gamma^\top X_* - \beta^\top A_* | A) = w^\top \varepsilon, \quad (38)$$

almost surely. By construction $E(v\varepsilon^\top) = 0$, so

$$\begin{aligned} E^{\text{do}(A:=v)} \left[(Y - \gamma^\top X_* - \beta^\top A_*)^2 \right] &= E \left[(\xi^\top v + w^\top \varepsilon)^2 \right] \\ &= E \left[(\xi^\top v)^2 \right] + E \left[(w^\top \varepsilon)^2 \right] + \xi^\top E(v\varepsilon^\top) w \\ &= E \left[(\xi^\top v)^2 \right] + E \left[(w^\top \varepsilon)^2 \right]. \end{aligned} \quad (39)$$

We investigate the terms of Equation (39) and note by Equation (38) that

$$\begin{aligned} E \left[(w^\top \varepsilon)^2 \right] &= E \left[(Y - \gamma^\top X_* - \beta^\top A_* - E(Y - \gamma^\top X_* - \beta^\top A_* | A))^2 \right] \\ &= E \left[(Y - \gamma^\top X_* - \beta^\top A_*)^2 \right] + E \left[E(Y - \gamma^\top X_* - \beta^\top A_* | A)^2 \right] \\ &\quad - 2E \left[(Y - \gamma^\top X_* - \beta^\top A_*) E(Y - \gamma^\top X_* - \beta^\top A_* | A) \right]. \end{aligned} \quad (40)$$

In Equation (37) we established that $E(Y - \gamma^\top X_* - \beta^\top A_* | A)$ is a linear function of A , so it must hold that

$$\begin{aligned} E(Y - \gamma^\top X_* - \beta^\top A_* | A) &= \arg \min_{Z \in \sigma(A)} \|Y - \gamma^\top X_* - \beta^\top A_* - Z\|_{L^2(P)}^2 \\ &= A^\top \arg \min_{c \in \mathbb{R}^q} \|Y - \gamma^\top X_* - \beta^\top A_* - A^\top c\|_{L^2(P)}^2 \\ &= A^\top E(AA^\top)^{-1} E[A(Y - \gamma^\top X_* - \beta^\top A_*)], \end{aligned}$$

almost surely. In the first equality we used that the conditional expectation is the best predictor under the $L^2(P)$ -norm and in the third equality we used that the minimizer is given by the population ordinary least square estimate. An immediate consequence of this is that the second term of Equation (40) equals

$$E \left[E(Y - \gamma^\top X_* - \beta^\top A_* | A)^2 \right] = E[(Y - \gamma^\top X_* - \beta^\top A_*) A^\top] E(AA^\top)^{-1} E[A(Y - \gamma^\top X_* - \beta^\top A_*)],$$

which is seen to be of the same form of the third term in Equation (40),

$$\begin{aligned} &E[(Y - \gamma^\top X_* - \beta^\top A_*) E(Y - \gamma^\top X_* - \beta^\top A_* | A)] \\ &= E[(Y - \gamma^\top X_* - \beta^\top A_*) A^\top] E(AA^\top)^{-1} E[A(Y - \gamma^\top X_* - \beta^\top A_*)]. \end{aligned}$$

Thus, we conclude that the second term of Equation (39) is given by

$$\begin{aligned} E[(w^\top \varepsilon)^2] &= E[(Y - \gamma^\top X_* - \beta^\top A_*)^2] - E[E(Y - \gamma^\top X_* - \beta^\top A_* | A)^2] \\ &= l_{\text{OLS}}(\alpha; Y, Z_*) - l_{\text{IV}}(\alpha; Y, Z_*, A). \end{aligned}$$

We now take the supremum over all $v \in C(\kappa)$ of the first term of Equation (39) and obtain

$$\begin{aligned} \sup_{v \in C(\kappa)} E[(\xi^\top v)^2] &= \sup_{v \in C(\kappa)} \xi^\top E[vv^\top] \xi = \frac{1}{1 - \kappa} \xi^\top E[AA^\top] \xi = \frac{1}{1 - \kappa} E[(\xi^\top A)^2] \\ &= \frac{1}{1 - \kappa} E[E(Y - \gamma^\top X_* - \beta^\top A_* | A)^2] = \frac{1}{1 - \kappa} l_{\text{IV}}(\alpha; Y, Z_*, A), \end{aligned}$$

where the second last equation follows from Equation (37) and the second equation follows from the following argument. For any $v \in C(\kappa)$ we have that $E(vv^\top) \preceq \frac{1}{1 - \kappa} E(AA^\top)$ which is equivalent to saying that for all $x \in \mathbb{R}^q$ it holds that $\frac{1}{1 - \kappa} x^\top E(AA^\top) x \geq x^\top E(vv^\top) x$, which implies that the upper bound is attained for any v such that $E(vv^\top) = \frac{1}{1 - \kappa} E(AA^\top)$. Thus, we have that

$$\begin{aligned} \sup_{v \in C(\kappa)} E^{\text{do}(A:=v)} [(Y - \gamma^\top X - \beta^\top A_1)^2] &= \sup_{v \in C(\kappa)} E[(\xi^\top v)^2] + E[(w^\top \varepsilon)^2] \\ &= l_{\text{OLS}}(\alpha; Y, Z_*) - l_{\text{IV}}(\alpha; Y, Z_*, A) + \frac{1}{1 - \kappa} l_{\text{IV}}(\alpha; Y, Z_*, A) \\ &= l_{\text{OLS}}(\alpha; Y, Z_*) + \frac{\kappa}{1 - \kappa} l_{\text{IV}}(\alpha; Y, Z_*, A). \end{aligned}$$

By the representation in Equation (20) it therefore follows that the population K-class estimate with parameter $\kappa \neq 1$ is given as the estimate that minimizes the worst case mean squared prediction

error over all interventions contained in $C(\kappa)$, that is,

$$\begin{aligned}\alpha_K(\kappa; Z_*, A) &= \arg \min_{\gamma \in \mathbb{R}^d, \beta \in \mathbb{R}^{q_1}} \sup_{v \in C(\kappa)} E^{\text{do}(A:=v)} [(Y - \gamma^\top X_* - \beta^\top A_*)^2] \\ &= \arg \min_{\alpha \in \mathbb{R}^{d_1+q_1}} \sup_{v \in C(\kappa)} E^{\text{do}(A:=v)} [(Y - \alpha^\top Z_*)^2].\end{aligned}$$

This concludes the proof. \square

D Some proofs of Section 3

Corollary D.1 (K-class estimators differ from each other).

Assume that (B4), (B5) and (B11) hold. If $\lambda_1, \lambda_2 \geq 0$ with $\lambda_1 \neq \lambda_2$, then $\hat{\alpha}_K^n(\lambda_1) \neq \hat{\alpha}_K^n(\lambda_2)$. \circ

Proof.

Assume that (B4), (B5) and (B11) hold. $\hat{\alpha}_K^n(\lambda)$ is well-defined for all $\lambda \geq 0$ by Proposition 2.1. Let $\lambda_1, \lambda_2 \geq 0$ with $\lambda_1 \neq \lambda_2$ and note that the orthogonality condition derived in the proof of Lemma 3.5 also applies here. That is,

$$\langle \mathbf{Y} - \mathbf{Z}\hat{\alpha}_K^n(\lambda_i), (\mathbf{I} + \lambda_i P_{\mathbf{A}})z \rangle = 0, \quad \forall z \in \mathcal{R}(\mathbf{Z}),$$

for both $i = 1, 2$. Assume for contradiction that $\hat{\alpha}_K^n(\lambda_1) = \hat{\alpha}_K^n(\lambda_2)$. This implies that

$$\begin{aligned}0 &= \langle \mathbf{Y} - \mathbf{Z}\hat{\alpha}_K^n(\lambda_1), (\mathbf{I} + \lambda_1 P_{\mathbf{A}})z - (\mathbf{I} + \lambda_2 P_{\mathbf{A}})z \rangle \\ &= \langle \mathbf{Y} - \mathbf{Z}\hat{\alpha}_K^n(\lambda_1), (\lambda_1 - \lambda_2)P_{\mathbf{A}}z \rangle \\ &= (\lambda_1 - \lambda_2) \langle \mathbf{Y} - \mathbf{Z}\hat{\alpha}_K^n(\lambda_1), P_{\mathbf{A}}z \rangle\end{aligned}$$

for any $z \in \mathcal{R}(\mathbf{Z})$. Thus, by symmetry and idempotency of $P_{\mathbf{A}}$ we have that

$$\langle P_{\mathbf{A}}\mathbf{Y} - P_{\mathbf{A}}\mathbf{Z}\hat{\alpha}_K^n(\lambda_1), P_{\mathbf{A}}z \rangle = \langle \mathbf{Y} - \mathbf{Z}\hat{\alpha}_K^n(\lambda_1), P_{\mathbf{A}}z \rangle = 0, \quad \forall z \in \mathcal{R}(\mathbf{Z}).$$

That is, $P_{\mathbf{A}}\mathbf{Z}\hat{\alpha}_K^n(\lambda_1)$ is the orthogonal projection of $P_{\mathbf{A}}\mathbf{Y}$ onto $\mathcal{R}(P_{\mathbf{A}}\mathbf{Z})$. This is equivalent with saying that $\hat{\alpha}_K^n(\lambda_1) \in \mathcal{M}_{\text{IV}}$ as the space of minimizers of l_{IV}^n are exactly the coefficients in $\mathbb{R}^{d_1+q_1}$ which mapped through $P_{\mathbf{A}}\mathbf{Z}$ yields this orthogonal projection. See proof of Lemma 3.5 for further elaboration on this equivalence. This is a contradiction to Assumption (B11), hence $\hat{\alpha}_K^n(\lambda_1) \neq \hat{\alpha}_K^n(\lambda_2)$. \square

Lemma D.2 (Monotonicity of the losses and the test statistic).

Assume that (B4) holds. The maps $[0, \infty) \ni \lambda \mapsto l_{\text{OLS}}^n(\hat{\alpha}_K^n(\lambda))$ and $[0, \infty) \ni \lambda \mapsto l_{\text{IV}}^n(\hat{\alpha}_K^n(\lambda))$ are monotonically increasing and monotonically decreasing, respectively. Consequently, if (B6) holds, we have that the map

$$[0, \infty) \ni \lambda \mapsto T_n(\hat{\alpha}_K^n(\lambda)) = n \frac{l_{\text{IV}}^n((\mathbf{Z}^\top(\mathbf{I} + \lambda P_{\mathbf{A}})\mathbf{Z})^{-1}\mathbf{Z}^\top(\mathbf{I} + \lambda P_{\mathbf{A}})\mathbf{Y})}{l_{\text{OLS}}^n((\mathbf{Z}^\top(\mathbf{I} + \lambda P_{\mathbf{A}})\mathbf{Z})^{-1}\mathbf{Z}^\top(\mathbf{I} + \lambda P_{\mathbf{A}})\mathbf{Y})}$$

is monotonically decreasing. Furthermore, if (B11) also holds, these monotonicity statements can be strengthened to strictly decreasing and strictly increasing. \circ

Proof.

Assume that (B4) holds, such that $\hat{\alpha}_K^n(\lambda)$ is well-defined for all $\lambda \geq 0$; see Proposition 2.1. Let $\lambda_2 > \lambda_1 \geq 0$ and note that

$$\begin{aligned} l_{\text{OLS}}^n(\hat{\alpha}_K^n(\lambda_1)) + \lambda_1 l_{\text{IV}}^n(\hat{\alpha}_K^n(\lambda_1)) &\leq l_{\text{OLS}}^n(\hat{\alpha}_K^n(\lambda_2)) + \lambda_1 l_{\text{IV}}^n(\hat{\alpha}_K^n(\lambda_2)) \\ &= l_{\text{OLS}}^n(\hat{\alpha}_K^n(\lambda_2)) + \lambda_2 l_{\text{IV}}^n(\hat{\alpha}_K^n(\lambda_2)) + (\lambda_1 - \lambda_2) l_{\text{IV}}^n(\hat{\alpha}_K^n(\lambda_2)) \\ &\leq l_{\text{OLS}}^n(\hat{\alpha}_K^n(\lambda_1)) + \lambda_2 l_{\text{IV}}^n(\hat{\alpha}_K^n(\lambda_1)) + (\lambda_1 - \lambda_2) l_{\text{IV}}^n(\hat{\alpha}_K^n(\lambda_2)), \end{aligned}$$

where we in the first and second inequality used that $\hat{\alpha}_K^n(\lambda)$ minimizes the expressions with penalty factor λ . Rearranging this equation and dividing both sides by $\lambda_1 - \lambda_2 < 0$ we arrive at

$$(\lambda_1 - \lambda_2) l_{\text{IV}}^n(\hat{\alpha}_K^n(\lambda_1)) \leq (\lambda_1 - \lambda_2) l_{\text{IV}}^n(\hat{\alpha}_K^n(\lambda_2)) \iff l_{\text{IV}}^n(\hat{\alpha}_K^n(\lambda_1)) \geq l_{\text{IV}}^n(\hat{\alpha}_K^n(\lambda_2)),$$

proving that $\lambda \mapsto l_{\text{IV}}^n(\hat{\alpha}_K^n(\lambda))$ is monotonically decreasing.

Let us now turn to l_{OLS}^n . If $\lambda_2 > \lambda_1 = 0$, then we note that

$$l_{\text{OLS}}^n(\hat{\alpha}_K^n(\lambda_1)) = \min_{\alpha} \{l_{\text{OLS}}^n(\alpha)\} \leq l_{\text{OLS}}^n(\hat{\alpha}_K^n(\lambda_2)).$$

For any $\lambda > 0$ we have that

$$\begin{aligned} \hat{\alpha}_K^n(\lambda) &= \arg \min_{\alpha} \{l_{\text{OLS}}^n(\alpha) + \lambda l_{\text{IV}}^n(\alpha)\} \\ &= \arg \min_{\alpha} \{\lambda^{-1} l_{\text{OLS}}^n(\alpha) + l_{\text{IV}}^n(\alpha)\}. \end{aligned}$$

Thus, if $\lambda_2 > \lambda_1 > 0$, we have that

$$\begin{aligned} \lambda_1^{-1} l_{\text{OLS}}^n(\hat{\alpha}_K^n(\lambda_1)) + l_{\text{IV}}^n(\hat{\alpha}_K^n(\lambda_1)) &\leq \lambda_1^{-1} l_{\text{OLS}}^n(\hat{\alpha}_K^n(\lambda_2)) + l_{\text{IV}}^n(\hat{\alpha}_K^n(\lambda_2)) \\ &= \lambda_2^{-1} l_{\text{OLS}}^n(\hat{\alpha}_K^n(\lambda_2)) + l_{\text{IV}}^n(\hat{\alpha}_K^n(\lambda_2)) + (\lambda_1^{-1} - \lambda_2^{-1}) l_{\text{OLS}}^n(\hat{\alpha}_K^n(\lambda_2)) \\ &\leq \lambda_2^{-1} l_{\text{OLS}}^n(\hat{\alpha}_K^n(\lambda_1)) + l_{\text{IV}}^n(\hat{\alpha}_K^n(\lambda_1)) + (\lambda_1^{-1} - \lambda_2^{-1}) l_{\text{OLS}}^n(\hat{\alpha}_K^n(\lambda_2)). \end{aligned}$$

Rearranging and dividing by $(\lambda_1^{-1} - \lambda_2^{-1}) > 0$ we get that

$$l_{\text{OLS}}^n(\hat{\alpha}_K^n(\lambda_1)) \leq l_{\text{OLS}}^n(\hat{\alpha}_K^n(\lambda_2)),$$

proving that $\lambda \mapsto l_{\text{OLS}}^n(\hat{\alpha}_K^n(\lambda))$ is monotonically increasing.

Now realize that when (B6) holds, the map

$$\lambda \mapsto T_n(\hat{\alpha}_K^n(\lambda)) = n \frac{l_{\text{IV}}^n(\hat{\alpha}_K^n(\lambda))}{l_{\text{OLS}}^n(\hat{\alpha}_K^n(\lambda))}$$

is well-defined and monotonically decreasing, as it is given by a positive, monotonically decreasing function divided by a strictly positive and monotonically increasing function.

Furthermore, when (B11) holds, Corollary D.1 yields that for $\lambda_1, \lambda_2 \geq 0$ with $\lambda_1 \neq \lambda_2$ it holds that $\hat{\alpha}_K^n(\lambda_1) \neq \hat{\alpha}_K^n(\lambda_2)$. As a consequence, the above inequalities become strict, since otherwise (Dual. λ . n) has two distinct solutions which contradicts Proposition 2.1. Replacing the above inequalities with strict inequalities yields that the functions are strictly increasing and decreasing, respectively. \square

Lemma D.3.

Let $p_{\min} \in (0, 1)$ and assume that (B4) and (B6) hold. If $\lambda_n^*(p_{\min}) < \infty$, then it holds that

$$T_n(\hat{\alpha}_K^n(\lambda_n^*(p_{\min}))) \leq Q_{\chi_q^2}(1 - p_{\min}). \quad (41)$$

If the ordinary least square estimator satisfies $T_n(\hat{\alpha}_{OLS}^n) < Q_{\chi_q^2}(1 - p_{\min})$, then Equation (41) holds with strict inequality, otherwise it holds with equality. \circ

Proof.

Let $p_{\min} \in (0, 1)$ and assume that (B4) and (B6) hold, such that $\hat{\alpha}_K^n(\lambda)$ for all $\lambda \geq 0$ and $T_n(\alpha)$ for all $\alpha \in \mathbb{R}^{d_1+q_1}$ are well-defined, by Proposition 2.1 and the definition of T_n .

Assume that $\lambda_n^*(p_{\min}) < \infty$, so we know that $T_n(\hat{\alpha}_K^n(\lambda)) \leq Q_{\chi_q^2}(1 - p)$ for all $\lambda > \lambda_n^*(p_{\min})$ by the monotonicity of Lemma D.2. Thus, the first statement follows if we can show that $\lambda \mapsto T_n(\hat{\alpha}_K^n(\lambda))$ is a continuous function. Since $\alpha \mapsto T_n(\alpha)$ is continuous it suffices to show that $[0, \infty) \ni \lambda \mapsto \hat{\alpha}_K^n(\lambda)$ is continuous. Recall that

$$\hat{\alpha}_K^n(\lambda) = (\mathbf{Z}^\top(\mathbf{I} + \lambda P_A)\mathbf{Z})^{-1}\mathbf{Z}^\top(\mathbf{I} + \lambda P_A)\mathbf{Y},$$

for any $\lambda \geq 0$. Note that the functions $\text{Inv} : S_{++}^{d_1+q_1} \rightarrow S_{++}^{d_1+q_1}$ given by $\mathbf{M} \xrightarrow{\text{Inv}} \mathbf{M}^{-1}$, $\lambda \mapsto \mathbf{Z}^\top(\mathbf{I} + \lambda P_A)\mathbf{Z}$, $\lambda \mapsto \mathbf{Z}^\top(\mathbf{I} + \lambda P_A)\mathbf{Y}$ and $(\mathbf{B}, \mathbf{C}) \mapsto \mathbf{B}\mathbf{C}$ are all continuous maps, where $S_{++}^{d_1+q_1}$ is the set of all positive definite $(d_1 + q_1) \times (d_1 + q_1)$ matrices. We have that $\lambda \mapsto \hat{\alpha}_K^n(\lambda)$ is a composition of these continuous maps, hence it itself is continuous. This proves the first statement.

In the case that OLS is strictly feasible in the PULSE problem, $T_n(\hat{\alpha}_{OLS}^n) < Q_{\chi_q^2}(1 - p_{\min})$, we have that

$$\lambda^*(p_{\min}) = \inf \left\{ \lambda \geq 0 : T_n(\hat{\alpha}_K^n(\lambda)) \leq Q_{\chi_q^2}(1 - p_{\min}) \right\} = 0,$$

since $\hat{\alpha}_K^n(0) = \hat{\alpha}_{OLS}^n$, hence

$$T_n(\hat{\alpha}_K^n(\lambda_n^*(p_{\min}))) = T_n(\hat{\alpha}_K^n(0)) = T_n(\hat{\alpha}_{OLS}^n) < Q_{\chi_q^2}(1 - p_{\min}).$$

Similar arguments show that, if the OLS is just-feasible in the PULSE problem, $T_n(\hat{\alpha}_{OLS}^n) = Q_{\chi_q^2}(1 - p_{\min})$, then $T_n(\hat{\alpha}_K^n(\lambda_n^*(p_{\min}))) = Q_{\chi_q^2}(1 - p_{\min})$.

In the case that the OLS estimator is infeasible in the PULSE problem, $Q_{\chi_q^2}(1 - p_{\min}) < T_n(\hat{\alpha}_{OLS}^n)$, continuity and monotonicity of $\lambda \mapsto T_n(\hat{\alpha}_K^n(\lambda))$ entail that $T_n(\hat{\alpha}_K^n(\lambda_n^*(p_{\min}))) = Q_{\chi_q^2}(1 - p_{\min})$, as otherwise $T_n(\hat{\alpha}_K^n(\lambda_n^*(p_{\min}))) < Q_{\chi_q^2}(1 - p_{\min}) < T_n(\hat{\alpha}_K^n(0))$, implying that there exists $\tilde{\lambda} < \lambda_n^*(p_{\min})$ such that $T_n(\hat{\alpha}_K^n(\tilde{\lambda})) \leq Q_{\chi_q^2}(1 - p_{\min})$, contradicting that $\lambda_n^*(p_{\min}) = \inf \{ \lambda \geq 0 : T_n(\hat{\alpha}_K^n(\lambda)) \leq Q_{\chi_q^2}(1 - p_{\min}) \}$. \square

E Remaining proofs of Section 3

Lemma 3.1 (Level and power of the test).

Assume that (B1) to (B3), (B6) and (B7) hold and assume that $c(n) \sim n$ as $n \rightarrow \infty$. For any $p \in (0, 1)$ and any fixed α , the statistical test rejecting the null hypothesis $\mathcal{H}_0(\alpha)$ if

$$T_n^c(\alpha) > Q_{\chi_q^2}(1 - p),$$

has point-wise asymptotic level p and point-wise asymptotic power of 1 against all alternatives as $n \rightarrow \infty$. \circ

Proof.

We want to show an asymptotic guarantee that type I errors (rejecting a true hypothesis) occur with probability p . That is, if $\mathcal{H}_0(\alpha)$ is true, then $P(T_n^c(\alpha) > Q_{\chi_q^2}(1-p)) \xrightarrow{n \rightarrow \infty} p$. Furthermore, we want to show that for any fixed alternative, the probability of type II errors (failure to reject) converges to zero. That is, if P is such that $\mathcal{H}_0(\alpha)$ is false, then $P(T_n^c(\alpha) \leq Q_{\chi_q^2}(1-p)) \xrightarrow{n \rightarrow \infty} 0$.

Fix any $\alpha \in \mathbb{R}^{d_1+q_1}$. It suffices to show that under the null-hypothesis $T_n^c(\alpha)$ is asymptotically Chi-squared distributed with q degrees of freedom and that $T_n^c(\alpha)$ tends to infinity under any fixed alternative. Without loss of generality assume that $c(n) = n$ for all $n \in \mathbb{N}$ and recall that

$$T_n^c(n) = T_n(\alpha) = n \frac{l_{IV}^n(\alpha)}{l_{OLS}^n(\alpha)} = n \frac{\|P_{\mathbf{A}}(\mathbf{Y} - \mathbf{Z}\alpha)\|_2^2}{\|\mathbf{Y} - \mathbf{Z}\alpha\|_2^2}.$$

By the idempotency of $P_{\mathbf{A}}$ the numerator can be rewritten as

$$\|P_{\mathbf{A}}(\mathbf{Y} - \mathbf{Z}\alpha)\|_2^2 = \|(\mathbf{A}^\top \mathbf{A})^{-1/2} \mathbf{A}^\top \mathbf{R}(\alpha)\|_2^2,$$

while the denominator takes the form $\|\mathbf{R}(\alpha)\|_2^2$. Here, $\mathbf{R}(\alpha) := \mathbf{Y} - \mathbf{Z}\alpha$ and $R(\alpha) := Y - Z^\top \alpha$ denotes the empirical and population regression residuals, respectively. Assumption (B6) ensures that T_n is well-defined on the entire domain of $\mathbb{R}^{d_1+q_1}$ as the denominator is never zero. Furthermore, note that both $R(\alpha)$ for any $\alpha \in \mathbb{R}^{d_1+q_1}$ and A_i for any $i = 1, \dots, q$ have finite second moments by virtue of assumption (A6).

Assume that the null hypothesis of zero correlation between the components of A and the regression residuals $R(\alpha)$ holds. First we show that the null hypothesis, under the stated assumptions, implies independence between the exogenous variables A and the regression residuals $R(\alpha)$. It holds that $E(AR(\alpha)) = E(A)E(R(\alpha)) = 0$ by the mean zero assumption (B2) of A . Assumption (B1), i.e., $A \perp U_Y$, yields that

$$0 = E(AR(\alpha)) = E(A(Y - Z^\top \alpha)) = E(AZ^\top)(\alpha_0 - \alpha) + E(AU_Y) = E(AZ^\top)(\alpha_0 - \alpha), \quad (42)$$

proving that $\alpha - \alpha_0 = w$ for some $w \in \ker(E(AZ^\top))$. Recall that the marginal structural equation of Equation (36) states that $X_* = \Pi_{X_*} A + \Gamma_{X_*}^{-1} \varepsilon$. Thus, Z has the following representation

$$Z = \begin{bmatrix} X_* \\ A_* \end{bmatrix} = \begin{bmatrix} \Pi_{X_*} A + \Gamma_{X_*}^{-1} \varepsilon \\ A_* \end{bmatrix} = \begin{bmatrix} \Pi_{X_*}^{(*)} & \Pi_{X_*}^{(-*)} \\ I & 0 \end{bmatrix} \begin{bmatrix} A_* \\ A_{-*} \end{bmatrix} + \begin{bmatrix} \Gamma_{X_*}^{-1} \\ 0 \end{bmatrix} \varepsilon =: \Lambda A + \Psi \varepsilon,$$

where $\Pi_{X_*} = \begin{bmatrix} \Pi_{X_*}^{(*)} & \Pi_{X_*}^{(-*)} \end{bmatrix} \in \mathbb{R}^{d_1 \times (q_1+q_2)}$ and Λ, Ψ are the conformable block-matrices. Since $A \perp \varepsilon$ by assumption (A4) we have that $E(A\varepsilon^\top) = 0$, hence

$$0 = E(AZ^\top)w = E(AA^\top)\Lambda^\top w + E(A\varepsilon^\top)\Psi^\top w = E(AA^\top)\Lambda^\top w.$$

This proves that $\Lambda^\top w = 0$ as $E(AA^\top)$ is of full rank by assumption (B7). Hence,

$$R(\alpha) = Y - Z^\top \alpha = Z^\top(\alpha_0 - \alpha) + U_Y = Z^\top w + U_Y = A^\top \Lambda^\top w + \varepsilon^\top \Psi^\top w + U_Y = \varepsilon^\top \Psi^\top w + U_Y.$$

Furthermore, $U_Y = \alpha_{0,-*}^\top Z_{-*} + \eta_0^\top H + \varepsilon_Y$ can be written as a linear function of A plus a linear function of ε . To realize this, simply express Z_{-*} and H by their marginal reduced form structural equations. Hence, the assumptions that $A \perp U_Y$ must entail that A vanishes from the expression of U_Y . As a consequence we have that $R(\alpha)$ is a linear function only of ε , from which the

assumption that $A \perp\!\!\!\perp \varepsilon$ yields that $A \perp\!\!\!\perp R(\alpha)$. That is, the null hypothesis of zero correlation implies independence in the linear structural equation model, under the given assumptions. Thus, $E\|AR(\alpha)\|_2^2 = E\|A\|_2^2 E\|R(\alpha)\|_2^2 < \infty$, so the covariance matrix of $AR(\alpha)$ is well-defined.

By the established independence and Equation (42), the covariance matrix of $AR(\alpha)$ has the following representation

$$\text{Cov}(AR(\alpha)) = E(AR(\alpha)(AR(\alpha))^\top) - E(AR(\alpha))E(AR(\alpha))^\top = E(AA^\top)E(R(\alpha)^2) \succ 0.$$

The positive definiteness follows from the facts that $E(AA^\top) \succ 0$ and $E(R(\alpha)^2) > 0$ for any $\alpha \in \mathbb{R}^{d_1+q_1}$. $E(AA^\top) \succ 0$ follows by (A8) and $E(R(\alpha)^2) > 0$ for any $\alpha \in \mathbb{R}^{d_1+q_1}$ follows by assumption (A2), (A3) and (B3); non-degeneracy and mutual independence of the marginal noise variables in ε . To see this, expand $R(\alpha)$ in terms of the marginal reduced form structural equations of Y and Z and use that $(I - B^\top)$ is invertible to see that ε does not vanish in the expression $R(\alpha)$. The multi-dimensional Central Limit Theorem yields that

$$\frac{1}{\sqrt{n}}\mathbf{A}^\top \mathbf{R}(\alpha) = \sqrt{n} \left(\frac{1}{n} \sum_{i=1}^n \begin{pmatrix} A_{i,1}R(\alpha)_i \\ \vdots \\ A_{i,q}R(\alpha)_i \end{pmatrix} \right) \xrightarrow{\mathcal{D}} \mathcal{N}(0, \text{Cov}(AR(\alpha))),$$

where $R(\alpha)_i = Y_i - Z_i^\top \alpha$ is the i 'th i.i.d. copy of the residual. Furthermore, note that regardless of whether or not the null-hypothesis is true, we have that

$$\sqrt{n}(\mathbf{A}^\top \mathbf{A})^{-1/2} = (n^{-1} \mathbf{A}^\top \mathbf{A})^{-1/2} \xrightarrow{P} E(AA^\top)^{-1/2},$$

and

$$\frac{1}{\sqrt{n}}\|\mathbf{R}(\alpha)\|_2 = \sqrt{\frac{1}{n} \sum_{i=1}^n R(\alpha)_i^2} \xrightarrow{P} \sqrt{E(R(\alpha)^2)} > 0,$$

by the law of large numbers and the continuity of the matrix square root operation on the cone of symmetric positive-definite matrices. We can represent the test-statistic as

$$T_n(\alpha) := \|\sqrt{n}W_n(\alpha)\|_2^2, \quad \text{with} \quad W_n(\alpha) := \frac{(\mathbf{A}^\top \mathbf{A})^{-1/2} \mathbf{A}^\top \mathbf{R}(\alpha)}{\|\mathbf{R}(\alpha)\|_2},$$

and have that

$$\sqrt{n}W_n(\alpha) = \frac{\sqrt{n}(\mathbf{A}^\top \mathbf{A})^{-1/2} \frac{1}{\sqrt{n}} \mathbf{A}^\top \mathbf{R}(\alpha)}{\frac{1}{\sqrt{n}} \|\mathbf{R}(\alpha)\|_2} \xrightarrow{\mathcal{D}} W \sim \mathcal{N}(0, I),$$

by Slutsky's theorem and linear transformation rules of multivariate normal distributions. Hence, by continuity of $x \mapsto \|x\|_2^2$ the continuous mapping theorem yields that

$$T_n(\alpha) = \|\sqrt{n}W_n(\alpha)\|_2^2 \xrightarrow{\mathcal{D}} \|W\|_2^2 = \sum_{i=1}^q W_i^2 \sim \chi_q^2,$$

where χ_q^2 is the central chi squared distribution with q degrees of freedom, since $W_1 \perp\!\!\!\perp \dots \perp\!\!\!\perp W_q$. This proves that the test-statistic T_n has the correct asymptotic distribution under the null-hypothesis.

Now fix a distribution P , for which the null hypothesis of simultaneous zero correlation between the components of A and the residuals $R(\alpha)$ does not hold. That is, there exists an $j \in \{1, \dots, q\}$ such that $E(A_j R(\alpha)) \neq E(A_j)E(R(\alpha)) = 0$. Note that

$$\begin{aligned} \left\| n^{-1/2}(\mathbf{A}^\top \mathbf{A})^{1/2} \right\|_{\text{op}}^2 T_n(\alpha) &= \left\| n^{-1/2}(\mathbf{A}^\top \mathbf{A})^{1/2} \right\|_{\text{op}}^2 \left\| \frac{\sqrt{n}(\mathbf{A}^\top \mathbf{A})^{-1/2} \frac{1}{\sqrt{n}} \mathbf{A}^\top \mathbf{R}(\alpha)}{\frac{1}{\sqrt{n}} \|\mathbf{R}(\alpha)\|_2} \right\|_2^2 \\ &\geq \left\| \frac{\frac{1}{\sqrt{n}} \mathbf{A}^\top \mathbf{R}(\alpha)}{\frac{1}{\sqrt{n}} \|\mathbf{R}(\alpha)\|_2} \right\|_2^2 \\ &\geq \left| \frac{\frac{1}{\sqrt{n}} \mathbf{A}_j^\top \mathbf{R}(\alpha)}{\frac{1}{\sqrt{n}} \|\mathbf{R}(\alpha)\|_2} \right|^2, \end{aligned}$$

where $\mathbf{A}_j^\top := (\mathbf{A}_j)^\top$ and \mathbf{A}_j is the j 'th column of \mathbf{A} corresponding to the i.i.d. vector consisting of n copies of the j 'th exogenous variable A_j and $\|\cdot\|_{\text{op}}$ is the operator norm. The lower bound diverges to infinity in probability

$$\left| \frac{\frac{1}{\sqrt{n}} \mathbf{A}_j^\top \mathbf{R}(\alpha)}{\frac{1}{\sqrt{n}} \|\mathbf{R}(\alpha)\|_2} \right|^2 = n \left| \frac{\frac{1}{n} \sum_{i=1}^n A_{i,j} R(\alpha)_i}{\frac{1}{\sqrt{n}} \|\mathbf{R}(\alpha)\|_2} \right|^2 \xrightarrow{P} \infty,$$

as the latter factor tends to $|E(A_j R(\alpha)) / \sqrt{E(R(\alpha)^2)}|^2 > 0$ in probability by the law of large numbers and Slutsky's theorem. Hence, it holds that

$$T_n(\alpha) \xrightarrow{P} \infty,$$

as $\left\| n^{-1/2}(\mathbf{A}^\top \mathbf{A})^{1/2} \right\|_{\text{op}} \rightarrow \left\| E(AA^\top)^{1/2} \right\|_{\text{op}} \in (0, \infty)$, by continuity of the operator norm. This concludes the proof. \square

Lemma 3.3 (Unique solvability of the primal).

Suppose that Assumptions (B4) and (B5) hold. It follows that $\alpha \mapsto l_{\text{OLS}}^n(\alpha)$ and $\alpha \mapsto l_{\text{IV}}^n(\alpha)$ are strictly convex and convex, respectively. Furthermore, for any $t > \inf_{\alpha} l_{\text{IV}}^n(\alpha)$ it holds that the constrained minimization problem (Primal.t.n) has a unique solution and satisfies Slater's condition. In the under- and just-identified setup the constraint bound requirement is equivalent to $t > 0$ and in the over-identified setup to $t > l_{\text{IV}}^n(\hat{\alpha}_{\text{TSL}}^n)$, where $\hat{\alpha}_{\text{TSL}}^n = (\mathbf{Z}^\top P_{\mathbf{A}} \mathbf{Z})^{-1} \mathbf{Z}^\top P_{\mathbf{A}} \mathbf{Y}$. \circ

Proof.

Assume that (B4) and (B5) hold, i.e., that $\mathbf{Z}^\top \mathbf{Z}$ and $\mathbf{A}^\top \mathbf{Z}$ are of full rank. That $\alpha \mapsto l_{\text{IV}}^n(\alpha; \mathbf{Y}, \mathbf{Z}, \mathbf{A})$ is a convex function and $\alpha \mapsto l_{\text{OLS}}^n(\alpha)$ is a strictly convex function can be seen from the quadratic forms of their second derivatives, i.e.,

$$\begin{aligned} y^\top D^2 l_{\text{IV}}^n(\alpha) y &= 2n^{-1} y^\top \mathbf{Z}^\top \mathbf{A} (\mathbf{A}^\top \mathbf{A})^{-1} \mathbf{A}^\top \mathbf{Z} y = 2n^{-1} \|(\mathbf{A}^\top \mathbf{A})^{-1/2} \mathbf{A}^\top \mathbf{Z} y\|^2 \geq 0 \\ y^\top D^2 l_{\text{OLS}}^n(\alpha) y &= 2n^{-1} y^\top \mathbf{Z}^\top \mathbf{Z} y = 2n^{-1} \|\mathbf{Z} y\|_2^2 > 0 \end{aligned}$$

for any $y \in \mathbb{R}^{d_1+q_1} \setminus \{0\}$. Here, we also used that $\mathbf{A}^\top \mathbf{A}$ is of full rank by Assumption (A9) and that $\mathbf{Z} \in \mathbb{R}^{n \times (d_1+q_1)}$ is an injective linear transformation as $d_1 + q_1 = \text{rank}(\mathbf{Z}^\top \mathbf{Z}) = \text{rank}(\mathbf{Z})$.

Suppose that there exists two optimal solutions α_1, α_2 to the (Primal. $t.n$) problem. By the convexity of the feasibility set any convex combination is also feasible. However,

$$l_{\text{OLS}}^n(\alpha_1/2 + \alpha_2/2) < l_{\text{OLS}}^n(\alpha_1)/2 + l_{\text{OLS}}^n(\alpha_2)/2 = l_{\text{OLS}}^n(\alpha_1),$$

since $l_{\text{OLS}}^n(\alpha_1) = l_{\text{OLS}}^n(\alpha_2)$. This means that $\alpha_1/2 + \alpha_2/2$ has a strictly better objective value than the optimal point α_1 , which is a contradiction. Hence, there cannot exist multiple solutions to the optimization problem (Primal. $t.n$).

Regarding the claim of solvability, note that $\mathbf{Z}^\top \mathbf{Z}$ is positive definite and as a consequence the smallest eigenvalue $\lambda_{\min}(\mathbf{Z}^\top \mathbf{Z})$ is strictly positive. Thus, using the lower bound of the symmetric quadratic form $\alpha^\top \mathbf{Z}^\top \mathbf{Z} \alpha \geq \lambda_{\min}(\mathbf{Z}^\top \mathbf{Z}) \|\alpha\|_2^2$, we get that

$$\begin{aligned} l_{\text{OLS}}^n(\alpha) &= \mathbf{Y}^\top \mathbf{Y} + \alpha^\top \mathbf{Z}^\top \mathbf{Z} \alpha - 2\mathbf{Y}^\top \mathbf{Z} \alpha \\ &\geq \mathbf{Y}^\top \mathbf{Y} + \lambda_{\min}(\mathbf{Z}^\top \mathbf{Z}) \|\alpha\|_2^2 - 2|\mathbf{Y}^\top \mathbf{Z} \alpha| \\ &\geq \mathbf{Y}^\top \mathbf{Y} + \lambda_{\min}(\mathbf{Z}^\top \mathbf{Z}) \|\alpha\|_2^2 - 2\|\mathbf{Y}^\top \mathbf{Z}\|_{\text{op}} \|\alpha\|_2 \\ &\rightarrow \infty, \end{aligned} \tag{43}$$

as $\|\alpha\|_2 \rightarrow \infty$, where we used that for the linear operator $\mathbf{Y}^\top \mathbf{Z} : \mathbb{R}^{d_1+q_1} \rightarrow \mathbb{R}$ the operator norm is given by $\|\mathbf{Y}^\top \mathbf{Z}\|_{\text{op}} := \inf\{c \geq 0 : |\mathbf{Y}^\top \mathbf{Z} v| \leq c\|v\|_2, \forall v \in \mathbb{R}^{d_1+q_1}\}$, obviously satisfying $|\mathbf{Y}^\top \mathbf{Z} v| \leq \|\mathbf{Y}^\top \mathbf{Z}\|_{\text{op}} \|v\|_2$ for any $v \in \mathbb{R}^{d_1+q_1}$.

Now assume that $t > \inf_{\alpha} l_{\text{IV}}^n(\alpha)$. This implies that there exists at least one point $\tilde{\alpha} \in \mathbb{R}^{d_1+q_1}$ such that $l_{\text{IV}}^n(\tilde{\alpha}) \leq t$, hence we only need to consider points α such that $l_{\text{OLS}}^n(\alpha) \leq l_{\text{OLS}}^n(\tilde{\alpha})$ as possible solutions of the optimization problem. By the considerations in (43) above, there exists $c \geq 0$ such that it suffices to search over the closed ball $\overline{B}(0, c)$. Indeed, for a sufficiently large $c \geq 0$ we know that $\alpha \notin \overline{B}(0, c)$ implies that $l_{\text{OLS}}^n(\alpha) > l_{\text{OLS}}^n(\tilde{\alpha})$ by Equation (43). Furthermore, as the inequality constraint function $\alpha \mapsto l_{\text{IV}}^n(\alpha)$ is continuous, the set of feasible points $(l_{\text{IV}}^n)^{-1}((-\infty, t])$ is closed. Hence, our minimization problem is equivalent with the minimization of the continuous function $\alpha \mapsto l_{\text{OLS}}^n(\alpha)$ over the convex and compact set $\overline{B}(0, c) \cap (l_{\text{IV}}^n)^{-1}((-\infty, t])$. By the extreme value theorem, the minimum exist and is attainable. We conclude that the primal problem is solvable if $t > \inf_{\alpha} l_{\text{IV}}^n(\alpha)$.

By definition, Slater's condition is satisfied if there exists a point in the relative interior of the problem domain where the constraint inequality is strict [Boyd and Vandenberghe, 2004]. Since the problem domain is $\mathbb{R}^{d_1+q_1}$, we need the existence of $\alpha \in \mathbb{R}^{d_1+q_1}$ such that $l_{\text{IV}}^n(\alpha) < t$. This is clearly satisfied if $t > \inf_{\alpha} l_{\text{IV}}^n(\alpha)$. Let us now specify the exact lower bound for the constraint bound as a function of the over-identifying restrictions.

Under- and just-identified case: $q_2 \leq d_1$ ($q \leq d_1 + q_1$). Assumption (B5) yields that $\mathbf{A}^\top \mathbf{Z} \in \mathbb{R}^{q \times (d_1+q_1)}$ satisfies $\text{rank}(\mathbf{A}^\top \mathbf{Z}) = q$. That is, $\mathbf{A}^\top \mathbf{Z}$ is of full row rank, hence surjective. Thus, we are guaranteed the existence of a $\tilde{\alpha} \in \mathbb{R}^{d_1+q_1}$ such that $\mathbf{A}^\top \mathbf{Z} \tilde{\alpha} = \mathbf{A}^\top \mathbf{Y}$, implying that $l_{\text{IV}}^n(\tilde{\alpha}) = 0$.

Over-identified case: $d_1 < q_2$ ($d_1 + q_1 < q$). Note that the constraint function $l_{\text{IV}}^n(\alpha) : \mathbb{R}^{d_1+q_1} \rightarrow \mathbb{R}$ is strictly convex as the second derivative $D^2 l_{\text{IV}}^n(\alpha; \mathbf{Y}, \mathbf{Z}, \mathbf{A}) \propto \mathbf{Z}^\top \mathbf{A} (\mathbf{A}^\top \mathbf{A})^{-1} \mathbf{A}^\top \mathbf{Z}$ is positive definite by the assumption that $\mathbf{A}^\top \mathbf{Z} \in \mathbb{R}^{q \times (d_1+q_1)}$ has full (column) rank. The global minimum of l_{IV} is therefore attained in the unique stationary point. Furthermore, the stationary point is found by solving the normal equation

$$D l_{\text{IV}}^n(\alpha; \mathbf{Y}, \mathbf{Z}, \mathbf{A}) = 0 \iff \hat{\alpha}_{\text{TSLs}}^n = (\mathbf{Z}^\top \mathbf{P}_{\mathbf{A}} \mathbf{Z})^\top \mathbf{Z}^\top \mathbf{P}_{\mathbf{A}} \mathbf{Y},$$

which is the standard TSLS estimator. □

Theorem 3.4 (Primal representation of PULSE).

Let $p_{\min} \in (0, 1)$ and assume that (B4) to (B6) hold. Furthermore, assume that $t_n^*(p_{\min}) > -\infty$ such that primal PULSE problem is solvable. If $T_n(\hat{\alpha}_{\text{Pr}}^n(t_n^*(p_{\min}))) \leq Q_{\chi_q^2}(1 - p_{\min})$, then the PULSE problem has a unique solution given by the primal PULSE solution. That is, both $\hat{\alpha}_{\text{PULSE}}^n(p_{\min})$ of Equation (23) and $\hat{\alpha}_{\text{Pr}}^n(t_n^*(p_{\min}))$ are well-defined and satisfy

$$\hat{\alpha}_{\text{PULSE}}^n(p_{\min}) = \hat{\alpha}_{\text{Pr}}^n(t_n^*(p_{\min})).$$

◻

Proof.

Let $p_{\min} \in (0, 1)$ and assume that (B4) to (B6) hold. That is, $\mathbf{A}^\top \mathbf{Z}$ and $\mathbf{Z}^\top \mathbf{Z}$ are of full rank and $[\mathbf{Z} \ \mathbf{Y}]$ is of full column rank. Furthermore, assume that $t_n^*(p_{\min}) > -\infty$ and $T_n(\hat{\alpha}_{\text{Pr}}^n(t_n^*(p_{\min}))) \leq Q_{\chi_q^2}(1 - p_{\min})$. First assume that $\hat{\alpha}_{\text{Pr}}^n(t_n^*(p_{\min})) = \hat{\alpha}_{\text{OLS}}^n$. We note that

$$T_n(\hat{\alpha}_{\text{OLS}}^n) = T_n(\hat{\alpha}_{\text{Pr}}^n(t_n^*(p_{\min}))) \leq Q_{\chi_q^2}(1 - p_{\min}),$$

hence the global minimizer $\hat{\alpha}_{\text{OLS}}^n$ of $\alpha \mapsto l_{\text{OLS}}^n(\alpha)$ is unique, feasible and necessarily optimal in the PULSE problem, so $\hat{\alpha}_{\text{Pr}}^n(t_n^*(p_{\min})) = \hat{\alpha}_{\text{OLS}}^n = \hat{\alpha}_{\text{PULSE}}^n$ and we are done.

Now assume that $\hat{\alpha}_{\text{Pr}}^n(t_n^*(p)) \neq \hat{\alpha}_{\text{OLS}}^n$. Consider the PULSE problem of interest

$$\begin{aligned} \min_{\alpha} \quad & l_{\text{OLS}}^n(\alpha) \\ \text{subject to} \quad & T_n(\alpha) \leq Q_{\chi_q^2}(1 - p_{\min}), \end{aligned} \tag{PULSE}$$

which is, in general, a non-convex quadratically constrained quadratic program. First we argue that the problem is solvable, i.e., the optimum is attainable.

To see this, let $p = p_{\min}$, $Q = Q_{\chi_q^2}(1 - p_{\min})$ and note that by the assumption $t_n^*(p_{\min}) > -\infty$ we have that the feasible set of the PULSE problem is non-empty. By the assumptions that $[\mathbf{Z} \ \mathbf{Y}]$ is of full column rank we have that $T_n(\alpha)$ is well-defined for any $\alpha \in \mathbb{R}^{d_1+q_1}$, as the denominator is never zero. By continuity of $\mathbb{R}^{d_1+q_1} \ni \alpha \mapsto T_n(\alpha)$ we have that the feasible set

$$\mathcal{F} := T_n^{-1}((-\infty, Q]),$$

is closed and non-empty, since it is the continuous preimage of a closed set. Applying the same arguments as seen earlier in the proof of Lemma 3.3, we know that $l_{\text{OLS}}^n(\alpha) \rightarrow \infty$ when $\|\alpha\| \rightarrow \infty$. Hence, for a sufficiently large $c > 0$ we know that if $\alpha \notin \overline{B(0, c)}$, where $B(0, c) \subset \mathbb{R}^{d_1+q_1}$ is the closed ball with centre 0 and radius c , then we only get suboptimal objective values $l_{\text{OLS}}^n(\alpha) > l_{\text{OLS}}^n(\hat{\alpha}_{\text{Pr}}^n(t_n^*(p)))$. That is, we can without loss of optimality or loss of solutions restrict the feasible set to $\mathcal{F}' = T_n^{-1}((-\infty, Q]) \cap \overline{B(0, c)}$ a closed and bounded set in $\mathbb{R}^{d_1+q_1}$. Hence, by the extreme value theorem the minimum over \mathcal{F}' is guaranteed to be attained. That is, the PULSE problem is solvable.

However, by the non-convexity of T_n , the preimage $T_n^{-1}((-\infty, Q])$ is in general not convex, so the minimum is not yet guaranteed to be attained in a unique point. We will show that the minimum of the PULSE problem is attained in a unique point, that exactly coincides with the primal PULSE solution.

Fix any solution $\hat{\alpha}$ to the PULSE problem and realize that the PULSE constraint is active in $\hat{\alpha}$,

$$T_n(\hat{\alpha}) = Q. \quad (44)$$

This is seen by noting that $\hat{\alpha}_{\text{Pr}}^n(t_n^*(p)) \neq \hat{\alpha}_{\text{OLS}}^n$ by assumption, so $\hat{\alpha}_{\text{OLS}}^n$ is not feasible in the PULSE problem, that is,

$$\hat{\alpha}_{\text{OLS}}^n \notin \mathcal{F}.$$

If $\hat{\alpha}_{\text{OLS}}^n$ was feasible, then $t_n^*(p) = \sup\{t \in D_{\text{Pr}} : T_n(\hat{\alpha}_{\text{Pr}}^n(t)) \leq Q_{\chi_q^2}(1 - p_{\min})\} = l_{\text{IV}}^n(\hat{\alpha}_{\text{OLS}}^n)$ since $T_n(\hat{\alpha}_{\text{Pr}}^n(l_{\text{IV}}^n(\hat{\alpha}_{\text{OLS}}^n))) = T_n(\hat{\alpha}_{\text{OLS}}^n) \leq Q$, hence

$$\hat{\alpha}_{\text{Pr}}^n(t_n^*(p)) = \arg \min_{\alpha: l_{\text{IV}}^n(\alpha) \leq l_{\text{IV}}^n(\hat{\alpha}_{\text{OLS}}^n)} l_{\text{OLS}}^n(\alpha) = \hat{\alpha}_{\text{OLS}}^n,$$

which is a contradiction. That the optimum must be attained in a point, where the PULSE inequality constraint is active then follows from Lemma B.3 and the conclusion above that the only stationary point of l_{OLS}^n , $\hat{\alpha}_{\text{OLS}}^n$, is not feasible.

Thus,

$$T_n(\hat{\alpha}) = n \frac{l_{\text{IV}}^n(\hat{\alpha})}{l_{\text{OLS}}^n(\hat{\alpha})} = Q \iff l_{\text{IV}}^n(\hat{\alpha}) = \frac{Q}{n} l_{\text{OLS}}^n(\hat{\alpha}). \quad (45)$$

Furthermore, the assumption that $T_n(\hat{\alpha}_{\text{Pr}}^n(t_n^*(p))) \leq Q$ means that the solution to the primal PULSE, $\hat{\alpha}_{\text{Pr}}^n(t_n^*(p))$, is feasible in the PULSE problem. That is, $\hat{\alpha}_{\text{Pr}}^n(t_n^*(p)) \in \mathcal{F}$. As a consequence of this we have that

$$l_{\text{OLS}}^n(\hat{\alpha}_{\text{Pr}}^n(t_n^*(p))) \geq \min_{\alpha \in \mathcal{F}} l_{\text{OLS}}^n(\alpha) = l_{\text{OLS}}^n(\hat{\alpha}). \quad (46)$$

Now we show that the PULSE solution $\hat{\alpha}$ is feasible in the primal PULSE problem (Primal. $t_n^*(p).n$).

To see this, Note that the feasibility set of the PULSE problem can be shrunk in the following manner

$$\begin{aligned} \mathcal{F} &= \left\{ \alpha \in \mathbb{R}^{d_1+q_1} : l_{\text{IV}}^n(\alpha) \leq \frac{Q}{n} l_{\text{OLS}}^n(\alpha) \right\} \\ &= \left\{ \alpha \in \mathbb{R}^{d_1+q_1} : l_{\text{IV}}^n(\alpha) \leq \frac{Q}{n} l_{\text{OLS}}^n(\alpha), l_{\text{OLS}}^n(\alpha) \geq l_{\text{OLS}}^n(\hat{\alpha}) \right\} \\ &\supseteq \left\{ \alpha \in \mathbb{R}^{d_1+q_1} : l_{\text{IV}}^n(\alpha) \leq \frac{Q}{n} l_{\text{OLS}}^n(\hat{\alpha}), l_{\text{OLS}}^n(\alpha) \geq l_{\text{OLS}}^n(\hat{\alpha}) \right\} \\ &= \left\{ \alpha \in \mathbb{R}^{d_1+q_1} : l_{\text{IV}}^n(\alpha) \leq l_{\text{IV}}^n(\hat{\alpha}), l_{\text{OLS}}^n(\alpha) \geq l_{\text{OLS}}^n(\hat{\alpha}) \right\} \\ &= \left\{ \alpha \in \mathbb{R}^{d_1+q_1} : l_{\text{IV}}^n(\alpha) \leq l_{\text{IV}}^n(\hat{\alpha}) \right\} \\ &=: \hat{\mathcal{F}}(\hat{\alpha}), \end{aligned}$$

where the third equality follows from Equation (45). The only claim above that needs justification is that:

$$l_{\text{IV}}^n(\alpha) \leq l_{\text{IV}}^n(\hat{\alpha}) \implies l_{\text{OLS}}^n(\alpha) \geq l_{\text{OLS}}^n(\hat{\alpha}). \quad (47)$$

For now we assume that this claim holds and provide a proof later. Thus, we have that $\hat{\mathcal{F}}(\hat{\alpha}) \subseteq \mathcal{F}$ and we note that $\hat{\alpha} \in \hat{\mathcal{F}}(\hat{\alpha})$. An important consequence of this is that the PULSE solution $\hat{\alpha}$ is also the unique solution to the primal problem (Primal. $l_{IV}^n(\hat{\alpha}).n$). That is,

$$\hat{\alpha} = \hat{\alpha}_{\text{Pr}}^n(l_{IV}^n(\hat{\alpha})) = \underset{\text{subject to } l_{IV}^n(\alpha) \leq l_{IV}^n(\hat{\alpha})}{\operatorname{argmin}_{\alpha}} l_{\text{OLS}}^n(\alpha).$$

We will now prove that

$$l_{IV}^n(\hat{\alpha}) \in \mathcal{E} := \{t \in [\min_{\alpha} l_{IV}^n(\alpha), l_{IV}^n(\hat{\alpha}_{\text{OLS}}^n)] : T_n(\hat{\alpha}_{\text{Pr}}^n(t)) \leq Q_{\chi_q^2}(1-p)\}. \quad (48)$$

This follows from the following two observations: (1) $\min_{\alpha} l_{IV}^n(\alpha) \leq l_{IV}^n(\hat{\alpha}) < l_{IV}^n(\hat{\alpha}_{\text{OLS}}^n)$ and (2) $T_n(\hat{\alpha}_{\text{Pr}}^n(l_{IV}^n(\hat{\alpha}))) \leq Q_{\chi_q^2}(1-p)$. (1) follows because $\hat{\alpha}_{\text{OLS}}^n \notin \mathcal{F}$, which implies, by the above inclusion, that $\hat{\alpha}_{\text{OLS}}^n \notin \hat{\mathcal{F}}(\hat{\alpha})$. (2) follows because $\hat{\alpha}$ solves (Primal. $l_{IV}^n(\hat{\alpha}).n$) and thus $\hat{\alpha}_{\text{Pr}}^n(l_{IV}^n(\hat{\alpha})) = \hat{\alpha}$; $T_n(\hat{\alpha}) \leq Q_{\chi_q^2}(1-p)$ holds because $\hat{\alpha}$ is feasible for the PULSE problem.

Now, since $t_n^*(p) = \sup(\mathcal{E} \setminus \{\min_{\alpha} l_{IV}^n(\alpha)\}) \in \mathbb{R}$ implies $t_n^*(p) = \sup(\mathcal{E})$, it follows that $l_{IV}^n(\hat{\alpha}) \leq t_n^*(p)$. In other words, any solution $\hat{\alpha}$ to the PULSE problem is feasible in the primal PULSE problem (Primal. $t_n^*(p).n$).

Hence,

$$l_{\text{OLS}}^n(\hat{\alpha}) \geq l_{\text{OLS}}^n(\hat{\alpha}_{\text{Pr}}^n(t_n^*(p))). \quad (49)$$

Equation (46) and Equation (49) now yield that $l_{\text{OLS}}^n(\hat{\alpha}_{\text{Pr}}^n(t_n^*(p))) = l_{\text{OLS}}^n(\hat{\alpha})$ for any PULSE solution $\hat{\alpha}$. Thus, any solution $\hat{\alpha}$ to the PULSE problem is feasible in the primal PULSE problem (Primal. $t_n^*(p).n$) and it attains the optimal primal PULSE objective value. We conclude that $\hat{\alpha}$ solves the primal PULSE problem. Furthermore, it must hold that

$$\hat{\alpha} = \hat{\alpha}_{\text{Pr}}^n(t_n^*(p)),$$

by uniqueness of solutions to the primal PULSE problem (see Lemma 3.3). This implies two things: solutions to the PULSE problem are unique and the PULSE solution coincides with the primal PULSE solution.

It only remains to prove the claim of Equation (47), which ensures $\hat{\mathcal{F}}(\hat{\alpha}) \subseteq \mathcal{F}$. Assume for contradiction that there exists an α such that $l_{IV}^n(\alpha) \leq l_{IV}^n(\hat{\alpha})$ and $l_{\text{OLS}}^n(\alpha) < l_{\text{OLS}}^n(\hat{\alpha})$, that is, we assume that

$$\mathcal{A} := \underbrace{\{\alpha \in \mathbb{R}^{d_1+q_1} : l_{\text{OLS}}^n(\alpha) < l_{\text{OLS}}^n(\hat{\alpha})\}}_{=: \mathcal{B}} \cap \underbrace{\{\alpha \in \mathbb{R}^{d_1+q_1} : l_{IV}^n(\alpha) \leq l_{IV}^n(\hat{\alpha})\}}_{=: \mathcal{C}} \neq \emptyset.$$

Define $\mathcal{M}_{IV} := \{\alpha : l_{IV}^n(\alpha) = \min_{\alpha'} l_{IV}^n(\alpha')\}$ as the solution space to the generalized method of moments formulation of the instrumental variable minimization problem. We now prove that

$$\mathcal{M}_{IV} \cap \mathcal{A} = \emptyset. \quad (50)$$

That is, we claim that in the just- and over-identified setup $\hat{\alpha}_{\text{TSLs}}^n \notin \mathcal{A}$ and in the under-identified setup none of the infinitely many solutions in the solution space of the instrumental variable minimization problem lies in \mathcal{A} . These statements follow by first noting that $\mathcal{M}_{\text{IV}} \subset \mathcal{F}$ in any identification setting. In the under- and -just identified setup this is seen by noting that $l_{\text{IV}}^n(\alpha) = 0$ for any $\alpha \in \mathcal{M}_{\text{IV}}$, which implies $T_n(\alpha) = 0 \leq Q$, hence $\mathcal{M}_{\text{IV}} \subset \mathcal{F}$. In the over-identified setup, where $\mathcal{M}_{\text{IV}} = \{\hat{\alpha}_{\text{TSLs}}^n\}$, we will now argue that $\mathcal{M}_{\text{IV}} \subset \mathcal{F}$ follows from the assumption that $t_n^*(p) < \infty$. We first prove that $D_{\text{Pr}} \ni t \mapsto T_n(\hat{\alpha}_{\text{Pr}}^n(t))$ is weakly increasing. If $t_1 < t_2$ are two constraint bounds for which the primal problem is solvable, then $l_{\text{OLS}}^n(\hat{\alpha}_{\text{Pr}}^n(t_1)) \geq l_{\text{OLS}}^n(\hat{\alpha}_{\text{Pr}}^n(t_2))$ as the feasibility set for t_2 is larger than the one for t_1 . Furthermore, the solution $\hat{\alpha}_{\text{Pr}}^n(t_2)$ either equals $\hat{\alpha}_{\text{Pr}}^n(t_1)$ or is contained in the set $\{\alpha \in \mathbb{R}^{d_1+q_1} : t_1 < l_{\text{IV}}^n(\alpha) \leq t_2\}$; in the latter case we have $l_{\text{IV}}^n(\hat{\alpha}_{\text{Pr}}^n(t_1)) \leq t_1 < l_{\text{IV}}^n(\hat{\alpha}_{\text{Pr}}^n(t_2)) \leq t_2$. Thus, we have in both cases that $l_{\text{IV}}^n(\hat{\alpha}_{\text{Pr}}^n(t_1)) \leq l_{\text{IV}}^n(\hat{\alpha}_{\text{Pr}}^n(t_2))$. Combining the two observations above we have that

$$T_n(\hat{\alpha}_{\text{Pr}}^n(t_1)) = n \frac{l_{\text{IV}}^n(\hat{\alpha}_{\text{Pr}}^n(t_1))}{l_{\text{OLS}}^n(\hat{\alpha}_{\text{Pr}}^n(t_1))} \leq n \frac{l_{\text{IV}}^n(\hat{\alpha}_{\text{Pr}}^n(t_2))}{l_{\text{OLS}}^n(\hat{\alpha}_{\text{Pr}}^n(t_2))} = T_n(\hat{\alpha}_{\text{Pr}}^n(t_2)).$$

Hence, as $-\infty < \min_{\alpha} l_{\text{IV}}^n(\alpha) = l_{\text{IV}}^n(\hat{\alpha}_{\text{TSLs}}^n) < t_n^*(p) < \infty$ are two points for which the primal problem is solvable we get that $T_n(\hat{\alpha}_{\text{TSLs}}^n) = T_n(\hat{\alpha}_{\text{Pr}}^n(l_{\text{IV}}^n(\hat{\alpha}_{\text{TSLs}}^n))) \leq T_n(\hat{\alpha}_{\text{Pr}}^n(t_n^*(p))) \leq Q$. This proves that $\mathcal{M}_{\text{IV}} \subset \mathcal{F}$ in the over-identified setup.

Now, if $\mathcal{M}_{\text{IV}} \cap \mathcal{A} \neq \emptyset$, there exists an $\alpha \in \mathcal{M}_{\text{IV}} \cap \mathcal{A} \subseteq \mathcal{F} \cap \mathcal{A}$ such that α is feasible in the PULSE problem ($\alpha \in \mathcal{F}$) and α is super-optimal compared to $\hat{\alpha}$, $l_{\text{OLS}}^n(\alpha) < l_{\text{IV}}^n(\hat{\alpha})$ ($\alpha \in \mathcal{A}$), contradicting that $\hat{\alpha}$ is an solution to the PULSE problem. We can thus conclude that $\mathcal{M}_{\text{IV}} \cap \mathcal{A} = \emptyset$.

This allows us to fix two distinct points $\bar{\alpha} \neq \alpha'$ such that $\bar{\alpha} \in \mathcal{A}$ and $\alpha' \in \mathcal{M}_{\text{IV}}$. Consider the proper line segment function between $\bar{\alpha}$ and α' , $f(t) : [0, 1] \rightarrow \mathbb{R}^{d_1+q_1}$ given by $f(t) := t\alpha' + (1-t)\bar{\alpha}$. A multivariate convex function is convex in any direction from any given starting point in its domain, so both $l_{\text{IV}}^n \circ f : [0, 1] \rightarrow \mathbb{R}_+$ and $l_{\text{OLS}}^n \circ f : [0, 1] \rightarrow \mathbb{R}_+$ are convex. Since $\mathcal{M}_{\text{IV}} \cap \mathcal{A} = \emptyset$ it is obvious that the function f will for sufficiently large t 'leave' the set \mathcal{A} . We will now prove that f actually leaves the superset $\mathcal{B} \supset \mathcal{A}$. More precisely, we will prove that there exists a $t_1 \in (0, 1]$ such that for all $t' \in [0, t_1)$ it holds that $f(t') \in \mathcal{B}$ and for all $t' \in [t_1, 1]$ it holds that $f(t') \notin \mathcal{B}$ (which implies $f(t') \notin \mathcal{A}$).

Because $l_{\text{IV}}^n(\alpha') = \min_{\alpha} l_{\text{IV}}^n(\alpha)$ we have that $\alpha' \in \mathcal{C} = \{\alpha : l_{\text{IV}}^n(\alpha) \leq l_{\text{IV}}^n(\hat{\alpha})\}$. By convexity of l_{IV}^n (Lemma 3.3) the sublevel set \mathcal{C} is convex and thus contains the entire line segment between $\bar{\alpha}$ and α' . As a consequence $\alpha' \notin \mathcal{B}$. It therefore suffices to construct a $t_1 \in (0, 1]$ such that for all $t' \in [0, t_1)$ it holds that $f(t') \in \mathcal{B}$ and for all $t' \in [t_1, 1]$ it holds that $f(t') \notin \mathcal{B}$. We now consider the set

$$\{t \in [0, 1] : l_{\text{OLS}}^n(f(t)) < l_{\text{OLS}}^n(\hat{\alpha})\} = f^{-1}(\mathcal{B}).$$

This set contains 0 because $\bar{\alpha} \in \mathcal{A} \subset \mathcal{B}$; it does not contain 1 because $\alpha' \notin \mathcal{B}$; it is convex, as it is a sublevel set of a convex function ($l_{\text{OLS}}^n \circ f$); it is relatively open in $[0, 1]$ because it is a pre-image of an open set under a continuous function ($l_{\text{OLS}}^n \circ f$). Thus, the set must be of the form $[0, t_1)$ for some $t_1 \in (0, 1]$. This t_1 satisfies the desired criteria

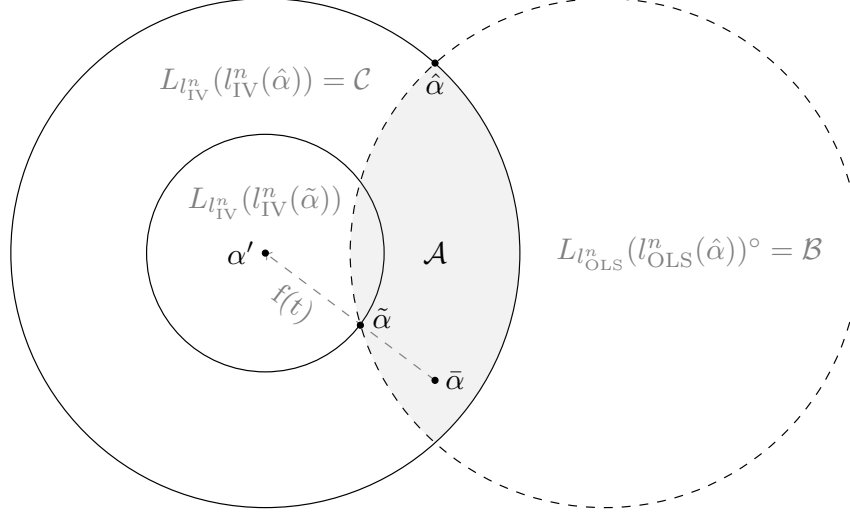


Figure 15: Illustration of the described procedure in the just- or over-identified setup with $d_1 + q_1 = 2$, where we show that $\mathcal{A} \neq \emptyset$ leads to a contradiction. Here, $L_g(c) := \{\alpha : g(\alpha) \leq c\}$ is the c sublevel set of the function g and A° denotes the interior of a set A . The illustration is simplified, e.g., because the sublevel sets are convex but not necessarily Euclidean balls. Note that the position of $\hat{\alpha}_{OLS}^n$ is not specified, as it can possibly be in either \mathcal{A} or $L_{OLS}^n(l_{OLS}^n(\hat{\alpha})) \setminus \mathcal{A}$. In the under-identified setup α' would lie in the $d - q_2 = 1$ dimensional subspace \mathcal{M}_{IV} and the level sets would be slabs around this line.

We constructed t_1 above such that for all $t' \in [0, t_1]$ it holds that $l_{OLS}^n(f(t')) < l_{OLS}^n(\hat{\alpha})$ and for all $t' \in [t_1, 1]$ it holds that $l_{OLS}^n(f(t')) \geq l_{OLS}^n(\hat{\alpha})$. By continuity of $l_{OLS}^n \circ f$ we must therefore have that $l_{OLS}^n(f(t_1)) = l_{OLS}^n(\hat{\alpha})$. Since $f(1) = \alpha'$ is a global minimum for l_{IV}^n , we have that 1 must also be a global minimum for $l_{IV}^n \circ f$, implying that the convex the function $l_{IV}^n \circ f : [0, 1] \rightarrow \mathbb{R}_+$ is monotonically decreasing. It must therefore hold that

$$l_{IV}^n(f(t_1)) < l_{IV}^n(f(0)) = l_{IV}^n(\bar{\alpha}) \leq l_{IV}^n(\hat{\alpha}).$$

The first inequality is strict because if $l_{IV}^n(f(t_1)) = l_{IV}^n(f(0)) = l_{IV}^n(\bar{\alpha})$, then convexity of l_{IV}^n implies that

$$l_{IV}^n(f(t_1)) = l_{IV}^n(t_1\alpha' + (1-t_1)\bar{\alpha}) \leq t_1 l_{IV}^n(\alpha') + (1-t_1)l_{IV}^n(\bar{\alpha}) \iff l_{IV}^n(\bar{\alpha}) \leq l_{IV}^n(\alpha')$$

contradicting the already established fact that $l_{IV}^n(\bar{\alpha}) > l_{IV}^n(\alpha')$, which holds since $\alpha' \in \mathcal{M}_{IV}$ but $\bar{\alpha} \notin \mathcal{M}_{IV}$. We conclude that $l_{IV}^n(f(t_1)) < l_{IV}^n(\hat{\alpha})$.

Thus, we have argued that $\mathcal{M}_{IV} \cap \mathcal{A} = \emptyset$ implies the existence of an $\tilde{\alpha} := f(t_1) = t_1\alpha' + (1-t_1)\bar{\alpha}$ such that $l_{IV}^n(\tilde{\alpha}) < l_{IV}^n(\hat{\alpha})$ and $l_{OLS}^n(\tilde{\alpha}) = l_{OLS}^n(\hat{\alpha})$. We have illustrated the above considerations in Figure 15. It follows that

$$T_n(\tilde{\alpha}) = n \frac{l_{IV}^n(\tilde{\alpha})}{l_{OLS}^n(\tilde{\alpha})} = n \frac{l_{IV}^n(\tilde{\alpha})}{l_{OLS}^n(\hat{\alpha})} < n \frac{l_{IV}^n(\hat{\alpha})}{l_{OLS}^n(\hat{\alpha})} = Q,$$

implying that $\tilde{\alpha}$ is strictly feasible in the PULSE problem and, in fact, a solution as the objective value is optimal. We argued earlier in Equation (44) that any solution to the PULSE problem must be tight in the inequality constraint, hence we have arrived at a contradiction. We conclude that $\mathcal{A} = \emptyset$, which implies that Equation (47) must hold. \square

Lemma 3.5 (K-class estimators and TSLS differ).

Assume that we are in the just- or over-identified setup and $n > q$. Furthermore, assume that (B4), (B5) and (A9) are almost surely satisfied and that (B9) and (B10) hold. It then almost surely holds, that all K-class estimators with penalty parameter $\lambda \in [0, \infty)$ differ from the two-stage least square estimator, i.e., $\hat{\alpha}_{\text{TSLS}}^n \notin \{\hat{\alpha}_{\text{K}}^n(\lambda) : \lambda \geq 0\}$. \circ

Proof.

Assume that we are in the just- or over-identified setup and that Assumptions (B4), (B5) and (A9) are satisfied. That is, $\mathbf{Z}^\top \mathbf{Z}$, $\mathbf{A}^\top \mathbf{Z}$ and $\mathbf{A}^\top \mathbf{A}$ are almost surely of full rank. In particular we have that \mathbf{Z} , $\mathbf{A}^\top \mathbf{Z}$ and $P_{\mathbf{A}} \mathbf{Z}$ are almost surely of full column rank (injective linear maps). Furthermore, assume that (B9) holds. Fix $\lambda \geq 0$ and $\omega \in W_\lambda$, where

$$W_\lambda := (\hat{\alpha}_{\text{K}}^n(\lambda) = \hat{\alpha}_{\text{TSLS}}^n) \cap (\text{rank}(\mathbf{Z}^\top \mathbf{Z}) = d_1 + q_1) \\ \cap (\text{rank}(\mathbf{A}^\top \mathbf{Z}) = d_1 + q_1) \cap (\text{rank}(\mathbf{A}^\top \mathbf{A}) = q),$$

satisfying $P(\hat{\alpha}_{\text{K}}^n(\lambda) = \hat{\alpha}_{\text{TSLS}}^n) = P(W_\lambda)$. First note that by Equation (20) we have that

$$\begin{aligned} \hat{\alpha}_{\text{K}}^n(\lambda) &= \arg \min_{\alpha} \{l_{\text{OLS}}^n(\alpha) + \lambda l_{\text{IV}}^n(\alpha)\} \\ &= \arg \min_{\alpha} \{(\mathbf{Y} - \mathbf{Z}\alpha)^\top (\mathbf{Y} - \mathbf{Z}\alpha) + \lambda (\mathbf{Y} - \mathbf{Z}\alpha)^\top P_{\mathbf{A}} (\mathbf{Y} - \mathbf{Z}\alpha)\} \\ &= \arg \min_{\alpha} (\mathbf{Y} - \mathbf{Z}\alpha)^\top (\mathbf{I} + \lambda P_{\mathbf{A}}) (\mathbf{Y} - \mathbf{Z}\alpha) \\ &= \arg \min_{\alpha} \|(\mathbf{I} + \lambda P_{\mathbf{A}})^{1/2} (\mathbf{Y} - \mathbf{Z}\alpha)\|_2^2 \\ &= \arg \min_{\alpha} \|\mathbf{Y} - \mathbf{Z}\alpha\|_{(\mathbf{I} + \lambda P_{\mathbf{A}})}^2, \end{aligned}$$

where $\|\cdot\|_{(\mathbf{I} + \lambda P_{\mathbf{A}})}$ is the norm induced by the inner product $\langle x, y \rangle_{(\mathbf{I} + \lambda P_{\mathbf{A}})} = x^\top (\mathbf{I} + \lambda P_{\mathbf{A}}) y$. The solution $\mathbf{Z} \hat{\alpha}_{\text{K}}^n(\lambda)$ is well-known to coincide with the orthogonal projection of \mathbf{Y} onto $\mathcal{R}(\mathbf{Z})$, the range of \mathbf{Z} , with respect to the inner product $\langle \cdot, \cdot \rangle_{(\mathbf{I} + \lambda P_{\mathbf{A}})}$. Hence, $\mathbf{Z} \hat{\alpha}_{\text{K}}^n(\lambda)$ is the unique element in this closed linear subspace such that

$$\langle \mathbf{Y} - \mathbf{Z} \hat{\alpha}_{\text{K}}^n(\lambda), z \rangle_{(\mathbf{I} + \lambda P_{\mathbf{A}})} = \langle \mathbf{Y} - \mathbf{Z} \hat{\alpha}_{\text{K}}^n(\lambda), (\mathbf{I} + \lambda P_{\mathbf{A}}) z \rangle = 0, \quad \forall z \in \mathcal{R}(\mathbf{Z}),$$

or equivalently

$$\langle \mathbf{Y} - \mathbf{Z} \hat{\alpha}_{\text{K}}^n(\lambda), z \rangle = -\lambda \langle \mathbf{Y} - \mathbf{Z} \hat{\alpha}_{\text{K}}^n(\lambda), P_{\mathbf{A}} z \rangle, \quad \forall z \in \mathcal{R}(\mathbf{Z}). \quad (51)$$

We note that if $\lambda = 0$ then $\hat{\alpha}_{\text{K}}^n(\lambda) = \hat{\alpha}_{\text{OSL}}^n$, seen either by directly inspecting the closed form solution of $\hat{\alpha}_{\text{K}}^n(\lambda)$ or concluding the same from Equation (51). Furthermore, when $\lambda > 0$ we have that $\hat{\alpha}_{\text{K}}^n(\lambda) = \hat{\alpha}_{\text{TSLS}}^n$ implies that, again, $\hat{\alpha}_{\text{K}}^n(\lambda) = \hat{\alpha}_{\text{OSL}}^n$.

To see this, we note that

$$\hat{\alpha}_{\text{TSLS}}^n = \arg \min_{\alpha} l_{\text{IV}}^n(\alpha) = \arg \min_{\alpha} \|P_{\mathbf{A}} \mathbf{Y} - P_{\mathbf{A}} \mathbf{Z} \alpha\|_2^2,$$

so $P_{\mathbf{A}} \mathbf{Z} \hat{\alpha}_{\text{TSLS}}^n$ is the orthogonal projection of $P_{\mathbf{A}} \mathbf{Y}$ onto $\mathcal{R}(P_{\mathbf{A}} \mathbf{Z})$. That is, $P_{\mathbf{A}} \mathbf{Z} \hat{\alpha}_{\text{TSLS}}^n$ is the unique element in $\mathcal{R}(P_{\mathbf{A}} \mathbf{Z})$ such that $\langle P_{\mathbf{A}} \mathbf{Y} - P_{\mathbf{A}} \mathbf{Z} \hat{\alpha}_{\text{TSLS}}^n, s \rangle = 0$ for all $s \in \mathcal{R}(P_{\mathbf{A}} \mathbf{Z})$. In other words, we know that $\hat{\alpha}_{\text{TSLS}}^n$ satisfies that

$$\langle P_{\mathbf{A}} \mathbf{Y} - P_{\mathbf{A}} \mathbf{Z} \hat{\alpha}_{\text{TSLS}}^n, P_{\mathbf{A}} z \rangle = 0, \quad \forall z \in \mathcal{R}(\mathbf{Z}). \quad (52)$$

Since $\hat{\alpha}_K^n(\lambda) = \hat{\alpha}_{\text{TSLs}}^n$ we have that

$$P_{\mathbf{A}} \mathbf{Z} \hat{\alpha}_K^n(\lambda) = P_{\mathbf{A}} \mathbf{Z} \hat{\alpha}_{\text{TSLs}}^n. \quad (53)$$

Thus, for $\lambda > 0$, Equation (51), Equation (52) and Equation (53) yield that

$$\begin{aligned} 0 &= \langle P_{\mathbf{A}} \mathbf{Y} - P_{\mathbf{A}} \mathbf{Z} \hat{\alpha}_{\text{TSLs}}^n, P_{\mathbf{A}} z \rangle \\ &= \langle P_{\mathbf{A}} \mathbf{Y} - P_{\mathbf{A}} \mathbf{Z} \hat{\alpha}_K^n(\lambda), P_{\mathbf{A}} z \rangle \\ &= \langle \mathbf{Y} - \mathbf{Z} \hat{\alpha}_K^n(\lambda), P_{\mathbf{A}} z \rangle \\ &= -\lambda^{-1} \langle \mathbf{Y} - \mathbf{Z} \hat{\alpha}_K^n(\lambda), z \rangle \\ &\iff \\ 0 &= \langle \mathbf{Y} - \mathbf{Z} \hat{\alpha}_K^n(\lambda), z \rangle, \end{aligned}$$

for all $z \in \mathcal{R}(\mathbf{Z})$, where we in the third equality used that $P_{\mathbf{A}}$ is idempotent and orthogonal. This implies that $\hat{\alpha}_K^n(\lambda) = \hat{\alpha}_{\text{OLS}}^n$, as it satisfies the uniquely determining condition for the ordinary least square estimator.

Hence, for any $\lambda \geq 0$, whenever $\hat{\alpha}_K^n(\lambda) = \hat{\alpha}_{\text{TSLs}}^n$ we know that

$$\hat{\alpha}_{\text{TSLs}}^n = \hat{\alpha}_K^n(\lambda) = \hat{\alpha}_{\text{OLS}}^n.$$

Thus, for any $\lambda \geq 0$ it holds that

$$P(\hat{\alpha}_K^n(\lambda) = \hat{\alpha}_{\text{TSLs}}^n) \leq P(\hat{\alpha}_{\text{TSLs}}^n = \hat{\alpha}_{\text{OLS}}^n).$$

Recall that the structural and reduced form equations of our system are given by

$$[\mathbf{Y} \quad \mathbf{X} \quad \mathbf{H}] \Gamma = \mathbf{A} \mathbf{M} + \boldsymbol{\varepsilon} \quad \text{and} \quad [\mathbf{Y} \quad \mathbf{X} \quad \mathbf{H}] = \mathbf{A} \Pi + \boldsymbol{\varepsilon} \Gamma^{-1}, \quad (54)$$

respectively, where $\Gamma := I - B$. When B is lower triangular, so is Γ and Γ^{-1} . By selecting the relevant columns of Π and Γ^{-1} we may express the marginal reduced form structural equations of \mathbf{S} that consist of any collection of columns from $[\mathbf{Y} \quad \mathbf{X} \quad \mathbf{H}]$ by $\mathbf{S} = \mathbf{A} \Pi_{\mathbf{S}} + \boldsymbol{\varepsilon} \Gamma_{\mathbf{S}}^{-1}$ for conformable matrices $\Pi_{\mathbf{S}}$ and $\Gamma_{\mathbf{S}}^{-1}$. In particular, we have that the marginal reduced form structural equations for \mathbf{Y} and \mathbf{X}_* are given by

$$\mathbf{Y} = \mathbf{A} \Pi_{\mathbf{Y}} + \boldsymbol{\varepsilon} \Gamma_{\mathbf{Y}}^{-1}, \quad \text{and} \quad \mathbf{X}_* = \mathbf{A} \Pi_{\mathbf{X}_*} + \boldsymbol{\varepsilon} \Gamma_{\mathbf{X}_*}^{-1},$$

where $\Pi_{\mathbf{A}}, \Pi_{\mathbf{X}_*}, \Gamma_{\mathbf{Y}}^{-1}$ and $\Gamma_{\mathbf{X}_*}^{-1}$ are matrices conformable with the following block representation

$$\Pi = [\underbrace{\Pi_{\mathbf{Y}}}_{q \times 1} \underbrace{\Pi_{\mathbf{X}_*}}_{q \times d_1} \underbrace{\Pi_{\mathbf{X}_{-*}}}_{d \times q_2} \underbrace{\Pi_{\mathbf{H}}}_{q \times r}] \in \mathbb{R}^{q \times l}, \quad \text{and} \quad \Gamma^{-1} = [\underbrace{\Gamma_{\mathbf{Y}}^{-1}}_{l \times 1} \underbrace{\Gamma_{\mathbf{X}_*}^{-1}}_{l \times d_1} \underbrace{\Gamma_{\mathbf{X}_{-*}}^{-1}}_{l \times d_2} \underbrace{\Gamma_{\mathbf{H}}^{-1}}_{l \times r}] \in \mathbb{R}^{l \times l},$$

where $l := 1 + d + r$. Note that by the lower triangular structure of Γ^{-1} we have that the only matrix among $\Gamma_{\mathbf{Y}}^{-1}, \Gamma_{\mathbf{X}_*}^{-1}, \Gamma_{\mathbf{X}_{-*}}^{-1}$ and $\Gamma_{\mathbf{H}}^{-1}$ that has a non-zero first row is $\Gamma_{\mathbf{Y}}^{-1}$.

Now assume without loss of generality that the first row of Γ^{-1} is given by the first canonical Euclidean basis vector $(1, 0, \dots, 0) \in \mathbb{R}^{1 \times l}$ such that we have the following partitionings

$$\begin{aligned} \boldsymbol{\varepsilon} &= [\underbrace{\boldsymbol{\varepsilon}_{\mathbf{Y}}}_{n \times 1} \underbrace{\boldsymbol{\varepsilon}_{-\mathbf{Y}}}_{n \times (d+r)}] \in \mathbb{R}^{n \times l}, & \Gamma_{\mathbf{Y}}^{-\top} &= [1 \quad \underbrace{\Gamma_{-\mathbf{Y}, \mathbf{Y}}^{-\top}}_{1 \times (d+r)}] \in \mathbb{R}^{1 \times l}, \\ \Gamma_{\mathbf{X}_*}^{-\top} &= [0_{d_1 \times 1} \quad \underbrace{\Gamma_{-\mathbf{Y}, \mathbf{X}_*}^{-\top}}_{d_1 \times (d+r)}] \in \mathbb{R}^{d_1 \times l}, & \Gamma_{\mathbf{X}_1}^{-\top} &= [0 \quad \underbrace{\Gamma_{-\mathbf{Y}, \mathbf{X}_1}^{-\top}}_{1 \times (d+r)}] \in \mathbb{R}^{1 \times l}, \end{aligned}$$

where \mathbf{X}_1 is the first column of \mathbf{X} . Hence, we note that $\boldsymbol{\varepsilon}\Gamma_{\mathbf{Y}}^{-1} = \boldsymbol{\varepsilon}_{\mathbf{Y}} + \boldsymbol{\varepsilon}_{-\mathbf{Y}}\Gamma_{-\mathbf{Y},\mathbf{Y}}^{-1}$, such that the marginal reduced form structural equation for \mathbf{Y} has the following representation

$$\mathbf{Y} = \mathbf{A}\Pi_{\mathbf{Y}} + \boldsymbol{\varepsilon}\Gamma_{\mathbf{Y}}^{-1} = \mathbf{A}\Pi_{\mathbf{Y}} + \boldsymbol{\varepsilon}_{-\mathbf{Y}}\Gamma_{-\mathbf{Y},\mathbf{Y}}^{-1} + \boldsymbol{\varepsilon}_{\mathbf{Y}} =: f_y(\mathbf{A}, \boldsymbol{\varepsilon}_{-\mathbf{Y}}) + \boldsymbol{\varepsilon}_{\mathbf{Y}}.$$

We can also represent \mathbf{Z} in terms of these structural coefficient block matrices by

$$\begin{aligned} \mathbf{Z} &= [\mathbf{X}_* \quad \mathbf{A}_*] \\ &= [\mathbf{A}\Pi_{\mathbf{X}_*} + \boldsymbol{\varepsilon}\Gamma_{\mathbf{X}_*}^{-1} \quad \mathbf{A}_*] \\ &= [\mathbf{A}\Pi_{\mathbf{X}_*} \quad \mathbf{A}_*] + \boldsymbol{\varepsilon} [\Gamma_{\mathbf{X}_*}^{-1} \quad \mathbf{0}_{l \times q_1}] \\ &= [\mathbf{A}_* \quad \mathbf{A}_{-*}] \left[\Pi_{\mathbf{X}_*} \quad \begin{bmatrix} \mathbf{I}_{q_1 \times q_1} \\ \mathbf{0}_{q_2 \times q_1} \end{bmatrix} \right] + \boldsymbol{\varepsilon} [\Gamma_{\mathbf{X}_*}^{-1} \quad \mathbf{0}_{l \times q_1}] \\ &= \mathbf{A} \left[\Pi_{\mathbf{X}_*} \quad \begin{bmatrix} \mathbf{I}_{q_1 \times q_1} \\ \mathbf{0}_{q_2 \times q_1} \end{bmatrix} \right] + [\boldsymbol{\varepsilon}_{\mathbf{Y}} \quad \boldsymbol{\varepsilon}_{-\mathbf{Y}}] \left[\begin{bmatrix} \mathbf{0}_{1 \times d_1} \\ \Gamma_{-\mathbf{Y},\mathbf{X}_*}^{-1} \end{bmatrix} \quad \mathbf{0}_{l \times q_1} \right] \\ &= \mathbf{A} \left[\Pi_{\mathbf{X}_*} \quad \begin{bmatrix} \mathbf{I}_{q_1 \times q_1} \\ \mathbf{0}_{q_2 \times q_1} \end{bmatrix} \right] + [\boldsymbol{\varepsilon}_{-\mathbf{Y}}\Gamma_{-\mathbf{Y},\mathbf{X}_*}^{-1} \quad \mathbf{0}_{l \times q_1}] \\ &=: f_z(\mathbf{A}, \boldsymbol{\varepsilon}_{-\mathbf{Y}}). \end{aligned}$$

Assumptions (A3) and (A4) together with the assumption that the data matrices consist of row-wise i.i.d. copies of the system variables, yield that $\mathbf{A} \perp \boldsymbol{\varepsilon}_{\mathbf{Y}}$ and $\boldsymbol{\varepsilon}_{-\mathbf{Y}} \perp \boldsymbol{\varepsilon}_{\mathbf{Y}}$. This implies that the conditional distribution of $\boldsymbol{\varepsilon}_{\mathbf{Y}}$ given \mathbf{A} and $\boldsymbol{\varepsilon}_{-\mathbf{Y}}$ satisfies $P_{\boldsymbol{\varepsilon}_{\mathbf{Y}}|\mathbf{A}=A, \boldsymbol{\varepsilon}_{-\mathbf{Y}}=e} = P_{\boldsymbol{\varepsilon}_{\mathbf{Y}}}$ for $P_{\mathbf{A}, \boldsymbol{\varepsilon}_{-\mathbf{Y}}}$ -almost all $(A, e) \in \mathbb{R}^{n \times q} \times \mathbb{R}^{n \times (d+r)}$. Hence, conditional on $\mathbf{A} = A$ and $\boldsymbol{\varepsilon}_{-\mathbf{Y}} = e$ we have that

$$\mathbf{Y} | (\mathbf{A} = A, \boldsymbol{\varepsilon}_{-\mathbf{Y}} = e) \stackrel{a.s.}{=} f_y(A, e) + \boldsymbol{\varepsilon}_{\mathbf{Y}} \quad \text{and} \quad \mathbf{Z} | (\mathbf{A} = A, \boldsymbol{\varepsilon}_{-\mathbf{Y}} = e) \stackrel{a.s.}{=} f_z(A, e).$$

Now let $(P_{\mathbf{A}}\mathbf{Z})^+ = (\mathbf{Z}^\top P_{\mathbf{A}}\mathbf{Z})^{-1}\mathbf{Z}^\top P_{\mathbf{A}}$ and $\mathbf{Z}^+ = (\mathbf{Z}^\top \mathbf{Z})^{-1}\mathbf{Z}^\top$ denote the pseudo-inverse matrices of the almost surely full column rank matrices $P_{\mathbf{A}}\mathbf{Z}$ and \mathbf{Z} . Furthermore, note that the pseudo-inverses are unique for all matrices, i.e., if $P_{\mathbf{A}}\mathbf{Z} \neq \mathbf{Z}$, then $(P_{\mathbf{A}}\mathbf{Z})^+ \neq \mathbf{Z}^+$. We realize that

$$\hat{\alpha}_{\text{TSLs}}^n = (\mathbf{Z}^\top P_{\mathbf{A}}\mathbf{Z})^{-1}\mathbf{Z}^\top P_{\mathbf{A}}\mathbf{Y} = (P_{\mathbf{A}}\mathbf{Z})^+\mathbf{Y} \quad \text{and} \quad \hat{\alpha}_{\text{OLS}}^n = (\mathbf{Z}^\top \mathbf{Z})^{-1}\mathbf{Z}^\top \mathbf{Y} = \mathbf{Z}^+\mathbf{Y}.$$

Thus, with slight abuse of notation we let $Z := f_z(A, e)$ for any A, e , and note that

$$\begin{aligned} &P(\hat{\alpha}_{\text{TSLs}}^n = \hat{\alpha}_{\text{OLS}}^n) \\ &= P((P_{\mathbf{A}}\mathbf{Z})^+\mathbf{Y} = \mathbf{Z}^+\mathbf{Y}) \end{aligned} \tag{55}$$

$$\begin{aligned} &= \int P((P_{\mathbf{A}}\mathbf{Z})^+\mathbf{Y} = \mathbf{Z}^+\mathbf{Y} | \mathbf{A} = A, \boldsymbol{\varepsilon}_{-\mathbf{Y}} = e) \, dP_{\mathbf{A}, \boldsymbol{\varepsilon}_{-\mathbf{Y}}}(A, e) \\ &= \int P([(P_{\mathbf{A}}\mathbf{Z})^+ - \mathbf{Z}^+]\mathbf{Y} = \mathbf{0} | \mathbf{A} = A, \boldsymbol{\varepsilon}_{-\mathbf{Y}} = e) \, dP_{\mathbf{A}, \boldsymbol{\varepsilon}_{-\mathbf{Y}}}(A, e) \\ &= \int P([(P_{\mathbf{A}}\mathbf{Z})^+ - \mathbf{Z}^+](f_y(A, e) + \boldsymbol{\varepsilon}_{\mathbf{Y}}) = \mathbf{0} | \mathbf{A} = A, \boldsymbol{\varepsilon}_{-\mathbf{Y}} = e) \, dP_{\mathbf{A}, \boldsymbol{\varepsilon}_{-\mathbf{Y}}}(A, e) \\ &= \int P([(P_{\mathbf{A}}\mathbf{Z})^+ - \mathbf{Z}^+](f_y(A, e) + \boldsymbol{\varepsilon}_{\mathbf{Y}}) = \mathbf{0}) \, dP_{\mathbf{A}, \boldsymbol{\varepsilon}_{-\mathbf{Y}}}(A, e) \\ &= \int \mathbb{1}_{(P_{\mathbf{A}}\mathbf{Z} \neq \mathbf{Z})} P([(P_{\mathbf{A}}\mathbf{Z})^+ - \mathbf{Z}^+](f_y(A, e) + \boldsymbol{\varepsilon}_{\mathbf{Y}}) = \mathbf{0}) \, dP_{\mathbf{A}, \boldsymbol{\varepsilon}_{-\mathbf{Y}}}(A, e), \end{aligned} \tag{56}$$

where $P_A = A(A^\top A)^{-1}A^\top \in \mathbb{R}^{n \times n}$. The last equality is due to the claim that $\mathbb{1}_{(P_A Z \neq Z)} = 1$ for $P_{\mathbf{A}, \varepsilon_{-\mathbf{Y}}}$ almost all (A, e) , or equivalently

$$0 = \int \mathbb{1}_{(P_A Z = Z)} dP_{\mathbf{A}, \varepsilon_{-\mathbf{Y}}}(A, e) = \int \mathbb{1}_{(P_{\mathbf{A}} \mathbf{Z} = \mathbf{Z})} dP = P(P_{\mathbf{A}} \mathbf{Z} = \mathbf{Z})$$

We prove this claim now.

We now prove that $P(P_{\mathbf{A}} \mathbf{Z} = \mathbf{Z}) = 0$. First we note that $P_{\mathbf{A}} \mathbf{Z} = \mathbf{Z}$ implies that $\mathcal{R}(\mathbf{Z}) \subseteq \mathcal{R}(\mathbf{A})$. Since $\mathbf{Z} = [\mathbf{X}_* \ \mathbf{A}_*]$ with $\mathbf{A} = [\mathbf{A}_* \ \mathbf{A}_{-*}]$ it must hold that $\mathcal{R}(\mathbf{X}_*) \subseteq \mathcal{R}(\mathbf{A})$. Assume without loss of generality that \mathbf{X}_1 , the first column of \mathbf{X} , is also a column of \mathbf{X}_* . Note that $\mathcal{R}(\mathbf{X}_*) \subseteq \mathcal{R}(\mathbf{A})$ implies that \mathbf{X}_1 can be written as a linear combination of the columns in \mathbf{A} , i.e., there exists a $b = (b_1, \dots, b_q) \in \mathbb{R}^q$ such that

$$\mathbf{X}_1 = b_1 \mathbf{A}_1 + \dots + b_q \mathbf{A}_q = \mathbf{A} b, \quad (57)$$

namely $b = (\mathbf{A}^\top \mathbf{A})^{-1} \mathbf{A}^\top \mathbf{X}_1$. The marginal reduced form structural equation for \mathbf{X}_1 is given by

$$\mathbf{X}_1 = \mathbf{A} \Pi_{\mathbf{X}_1} + \varepsilon \Gamma_{\mathbf{X}_1}^{-1} = \mathbf{A} \Pi_{\mathbf{X}_1} + \varepsilon_{-\mathbf{Y}} \Gamma_{-\mathbf{Y}, \mathbf{X}_1}^{-1} = \mathbf{A} \Pi_{\mathbf{X}_1} + \tilde{\varepsilon}, \quad (58)$$

where $\tilde{\varepsilon} := \varepsilon_{-\mathbf{Y}} \Gamma_{-\mathbf{Y}, \mathbf{X}_1}^{-1}$. The two equalities Equations (57) and (58) are only possible if $\tilde{\varepsilon} \in \mathcal{R}(\mathbf{A})$. Note that $\tilde{\varepsilon}$ has jointly independent marginals (i.i.d. observations). Each coordinate is an independent copy of a linear combination of $1 + d + r$ independent random variables $\varepsilon_1, \dots, \varepsilon_{1+d+r}$ all with density with respect to Lebesgue measure (Assumption (B9)). We conclude that $\tilde{\varepsilon}$ has density with respect to the n -dimensional Lebesgue measure as the linear combination is non-vanishing. This holds because $\Gamma_{-\mathbf{Y}, \mathbf{X}_1}^{-1} \neq 0$ by virtue of being a column of the invertible matrix Γ^{-1} , where we have removed the first entry (which was a zero element). Furthermore, since $\mathbf{A} \perp \varepsilon$, we also have that $\mathbf{A} \perp \tilde{\varepsilon}$. Hence, the conditional distribution of $\tilde{\varepsilon}$ given \mathbf{A} satisfies $P_{\tilde{\varepsilon}|\mathbf{A}=A} = P_{\tilde{\varepsilon}}$ for $P_{\mathbf{A}}$ -almost all $A \in \mathbb{R}^{n \times q}$. We conclude that

$$\begin{aligned} P(P_{\mathbf{A}} \mathbf{Z} = \mathbf{Z}) &\leq P(\tilde{\varepsilon} \in \mathcal{R}(\mathbf{A})) \\ &= \int P(\tilde{\varepsilon} \in \mathcal{R}(\mathbf{A}) | \mathbf{A} = A) dP_{\mathbf{A}}(A) \\ &= \int P(\tilde{\varepsilon} \in \mathcal{R}(A)) dP_{\mathbf{A}}(A) \\ &= 0. \end{aligned}$$

The last equality follows from the fact that $q = \text{rank}(\mathbf{A}^\top \mathbf{A}) = \text{rank}(\mathbf{A}) < n$ implies that $\mathcal{R}(\mathbf{A})$ is a q -dimensional subspace of \mathbb{R}^n . Hence, for $P_{\mathbf{A}}$ -almost all $A \in \mathbb{R}^{n \times q}$ it holds that $\mathcal{R}(A)$ is a q -dimensional subspace of \mathbb{R}^n . The probability that $\tilde{\varepsilon}$ lies in a q -dimensional subspace of \mathbb{R}^n is zero, since it has density with respect to the n -dimensional Lebesgue measure.

Thus, it suffices to show that

$$P([(P_A Z)^+ - Z^+](f_y(A, e) + \varepsilon_{\mathbf{Y}}) = 0) = 0 \quad (59)$$

for any $A \in \mathbb{R}^{n \times q}$ and $Z = f_z(A, e) \in \mathbb{R}^{n \times (d_1 + q_1)}$ with $P_A Z \neq Z$.

Therefore, let $A \in \mathbb{R}^{n \times q}$ and $Z = f_z(A, e) \in \mathbb{R}^{n \times (d_1 + q_1)}$ with $P_A Z \neq Z$. It holds that $(P_A Z)^+ \neq Z^+$, which implies that $(P_A Z)^+ - Z^+ \neq 0$. Furthermore, we have that

$$\begin{aligned} & [(P_A Z)^+ - Z^+](f_y(A, e) + \varepsilon_Y) = 0 \\ \iff & \varepsilon_Y \in \ker((P_A Z)^+ - Z^+) - [(P_A Z)^+ - Z^+]f_y(A, e), \end{aligned}$$

so it suffices to show that ε_Y has zero probability to be in the affine (translated) subspace $\ker((P_A Z)^+ - Z^+) - [(P_A Z)^+ - Z^+]f_y(A, e) \subset \mathbb{R}^n$. This affine subspace has dimension n if and only if $(P_A Z)^+ - Z^+ = 0$, which we know is false. Hence, the dimension of the affine subspace is strictly less than n . As ε_Y has density with respect to the n -dimensional Lebesgue measure, we know that the probability of being in a $N < n$ dimensional affine subspace is zero.

Hence, by virtue of Equation (56) and Equation (59) we have that

$$P(\hat{\alpha}_{\text{TSLs}}^n = \hat{\alpha}_{\text{OLS}}^n) = 0.$$

Combining all of our observations we get that

$$P(\hat{\alpha}_{\text{K}}^n(\lambda) = \hat{\alpha}_{\text{TSLs}}^n) \leq P(\hat{\alpha}_{\text{TSLs}}^n = \hat{\alpha}_{\text{OLS}}^n) = 0.$$

We conclude that $P(\hat{\alpha}_{\text{TSLs}}^n \neq \hat{\alpha}_{\text{K}}^n(\lambda)) = 1$, for all $\lambda \geq 0$. However, we can easily strengthen this to $P(\cap_{\lambda \geq 0} (\hat{\alpha}_{\text{TSLs}}^n \neq \hat{\alpha}_{\text{K}}^n(\lambda))) = 1$. To this end, let ω be a realization in the almost sure set

$$\cap_{\lambda \in \mathbb{Q}_+} (\hat{\alpha}_{\text{TSLs}}^n \neq \hat{\alpha}_{\text{K}}^n(\lambda)) \cap (\text{rank}(\mathbf{Z}^\top \mathbf{Z}) = d_1 + q_1) \cap (\text{rank}(\mathbf{A}^\top \mathbf{Z}) = d_1 + q_1) \cap (\text{rank}(\mathbf{A}^\top \mathbf{A}) = q).$$

Then, $\omega \in \cap_{\lambda \geq 0} (\hat{\alpha}_{\text{TSLs}}^n \neq \hat{\alpha}_{\text{K}}^n(\lambda))$. Otherwise, there exists an $\tilde{\lambda} \in \mathbb{R}_+ \setminus \mathbb{Q}_+$ such that $\hat{\alpha}_{\text{TSLs}}^n = \hat{\alpha}_{\text{K}}^n(\tilde{\lambda})$. By Lemma D.2 we have that $\lambda \mapsto l_{\text{IV}}^n(\hat{\alpha}_{\text{IV}}^n(\lambda))$ is monotonically decreasing, but since $\hat{\alpha}_{\text{K}}^n(\tilde{\lambda})$ already minimizes the l_{IV}^n function, so will all $\hat{\alpha}_{\text{K}}^n(\lambda)$ for all $\lambda \geq \tilde{\lambda}$. As $\hat{\alpha}_{\text{TSLs}}^n$ is the unique point that minimizes l_{IV}^n we conclude that $\hat{\alpha}_{\text{TSLs}}^n = \hat{\alpha}_{\text{K}}^n(\lambda)$ for all $\lambda \geq \tilde{\lambda}$, which yields a contradiction. We conclude that

$$P\left(\bigcap_{\lambda \geq 0} (\hat{\alpha}_{\text{TSLs}}^n \neq \hat{\alpha}_{\text{K}}^n(\lambda))\right) = 1.$$

□

Lemma 3.7 (Connecting the primal and dual problems).

Assume that (B4) to (B6) and (B11) hold. Then, both of the following statements hold.

- i) For any $t \in D_{\text{Pr}}$, there exists a unique $\lambda(t) \geq 0$ such that $(\text{Primal}.t.n)$ and $(\text{Dual}.\lambda(t).n)$ have the same unique solution.
- ii) For any $\lambda \geq 0$, there exists a unique $t(\lambda) \in D_{\text{Pr}}$ such that $(\text{Primal}.t(\lambda).n)$ and $(\text{Dual}.\lambda.n)$ have the same unique solution.

○

Proof.

Assume that (B4) to (B6) hold, i.e., that $\mathbf{Z}^\top \mathbf{Z}$ and $\mathbf{A}^\top \mathbf{Z}$ are of full rank and $[\mathbf{Z} \ \mathbf{Y}]$ is of full column rank. Furthermore, assume that (B11) holds, i.e., that $\hat{\alpha}_K^n(\lambda) \notin \mathcal{M}_{IV}$ for all $\lambda \geq 0$. It holds that (Primal. $t.n$) has a unique solution and satisfies Slater's condition for all $t > \min_\alpha l_{IV}^n(\alpha)$ (Lemma 3.3). Furthermore, (Dual. $\lambda.n$) has a unique solution for all $\lambda \geq 0$ (Proposition 2.1).

First consider an arbitrary $t \in D_{Pr}$ and recall that the dual problem of (Primal. $t.n$), not to be confused with the problem (Dual. $\lambda.n$), is given by

$$\begin{aligned} & \text{maximize}_\lambda \quad g_t(\lambda) \\ & \text{subject to} \quad \lambda \geq 0. \end{aligned} \tag{60}$$

However, (Dual. $\lambda.n$) is equivalent with the infimum problem in the definition of $g_t : \mathbb{R}_+ \rightarrow \mathbb{R}$ given by

$$g_t(\lambda) = \inf_\alpha \{l_{OLS}^n(\alpha) + \lambda(l_{IV}^n(\alpha) - t)\}.$$

Now consider $\hat{\alpha}_{Pr}^n(t)$ solving the primal (Primal. $t.n$). Slater's condition is satisfied, so there exists a $\lambda(t) \geq 0$ solving the dual problem and strong duality holds, $l_{OLS}^n(\hat{\alpha}_{Pr}^n(t)) = g_t(\lambda(t))$. We will now show that $\hat{\alpha}_{Pr}^n(t)$ also solves to the K-class penalized regression problem (Dual. $\lambda(t).n$). That is, we will show that

$$\hat{\alpha}_{Pr}^n(t) = \underset{\alpha}{\operatorname{argmin}} \quad l_{OLS}^n(\alpha) + \lambda(t)l_{IV}^n(\alpha).$$

To that end, note that

$$\begin{aligned} g_t(\lambda(t)) &= \inf_\alpha \{l_{OLS}^n(\alpha) + \lambda(t)(l_{IV}^n(\alpha) - t)\} \\ &\leq l_{OLS}^n(\hat{\alpha}_{Pr}^n(t)) + \lambda(t)(l_{IV}^n(\hat{\alpha}_{Pr}^n(t)) - t) \\ &= l_{OLS}^n(\hat{\alpha}_{Pr}^n(t)) \\ &= g_t(\lambda(t)), \end{aligned}$$

where in the last equality we used strong duality and the second last equality we used that for any constraint bound $t \in D_{Pr}$ the inequality constraint of (Primal. $t.n$) is active in the solution $\hat{\alpha}_{Pr}^n(t)$, i.e., $l_{IV}^n(\hat{\alpha}_{Pr}^n(t)) = t$; see Lemma B.3. Thus, it holds that

$$\begin{aligned} & \inf_\alpha \{l_{OLS}^n(\alpha) + \lambda(t)(l_{IV}^n(\alpha) - t)\} = l_{OLS}^n(\hat{\alpha}_{Pr}^n(t)) + \lambda(t)(l_{IV}^n(\hat{\alpha}_{Pr}^n(t)) - t) \\ \iff & \inf_\alpha \{l_{OLS}^n(\alpha) + \lambda(t)l_{IV}^n(\alpha)\} = l_{OLS}^n(\hat{\alpha}_{Pr}^n(t)) + \lambda(t)l_{IV}^n(\hat{\alpha}_{Pr}^n(t)), \end{aligned}$$

proving that $\hat{\alpha}_{Pr}^n(t)$ coincides with the unique solution $\hat{\alpha}_K^n(\lambda(t))$ to the K-class problem (Dual. $\lambda(t).n$) as it attains the same objective. Furthermore, there can only be one $\lambda(t)$ solving the dual problem in Equation (60). If there are two distinct solutions $\lambda', \lambda'' \geq 0$ with $\lambda' \neq \lambda''$, then by the above observations we get that

$$\hat{\alpha}_{Pr}^n(t) = \hat{\alpha}_K^n(\lambda') = \hat{\alpha}_K^n(\lambda''),$$

in contradiction to Corollary D.1.

Conversely, fix $\lambda \geq 0$ and recall that $\hat{\alpha}_K^n(\lambda)$ solves the penalized K-class regression problem (Dual. λ . n), that is,

$$\hat{\alpha}_K^n(\lambda) = \arg \min_{\alpha} \{l_{\text{OLS}}^n(\alpha) + \lambda l_{\text{IV}}^n(\alpha)\}.$$

Now consider a primal constraint bound $t(\lambda) := l_{\text{IV}}^n(\hat{\alpha}_K^n(\lambda))$ and consider the corresponding primal optimization problem (Primal. $t(\lambda)$. n) and its dual form given by

$$\begin{array}{ll} \text{Primal:} & \begin{array}{l} \text{minimize} \quad l_{\text{OLS}}^n(\alpha) \\ \text{subject to} \quad l_{\text{IV}}^n(\alpha) \leq t(\lambda) \end{array} & \text{Dual:} \quad \begin{array}{l} \text{maximize} \quad g_{t(\lambda)}(\gamma) \\ \text{subject to} \quad \gamma \geq 0, \end{array} \end{array} \quad (61)$$

where the dual function $g_{t(\lambda)} : [0, \infty) \rightarrow \mathbb{R}$ is given by

$$g_{t(\lambda)}(\gamma) = \inf_{\alpha} \{l_{\text{OLS}}^n(\alpha) + \gamma[l_{\text{IV}}^n(\alpha) - t(\lambda)]\}.$$

Here we note that the proposed primal problem satisfies Slater's condition. To see this note that $\hat{\alpha}_K^n(\lambda) \notin \mathcal{M}_{\text{IV}}$, by (B11), hence $\inf_{\alpha} l_{\text{IV}}^n(\alpha) = \min_{\alpha} l_{\text{IV}}^n(\alpha) < t(\lambda) = l_{\text{IV}}^n(\hat{\alpha}_K^n(\lambda))$. Furthermore, we conclude that $t(\lambda) \in (\min_{\alpha} l_{\text{IV}}^n(\alpha), l_{\text{IV}}^n(\hat{\alpha}_{\text{OLS}}^n)] = D_{\text{Pr}}$ as $\lambda \mapsto l_{\text{IV}}^n(\hat{\alpha}_K^n(\lambda))$ is monotonically decreasing and $\hat{\alpha}_K^n(0) = \hat{\alpha}_{\text{OLS}}^n$; see Lemma D.2.

Let p^* and d^* denote the optimal objective values for the above primal and dual problem in Equation (61), respectively. It holds that $\hat{\alpha}_K^n(\lambda)$ is primal feasible since it satisfies the inequality constraint of the primal problem in Equation (61). This implies that $p^* \leq l_{\text{OLS}}^n(\hat{\alpha}_K^n(\lambda))$ since p^* is the infimum of all attainable objective values. By the non-negative duality gap we also have that

$$\begin{aligned} p^* &\geq d^* \\ &= \sup_{\gamma \geq 0} g_{t(\lambda)}(\gamma) \\ &\geq g_{t(\lambda)}(\lambda) \\ &= \inf_{\alpha} \{l_{\text{OLS}}^n(\alpha) + \lambda[l_{\text{IV}}^n(\alpha) - t(\lambda)]\} \\ &= \inf_{\alpha} \{l_{\text{OLS}}^n(\alpha) + \lambda l_{\text{IV}}^n(\alpha)\} - \lambda t(\lambda) \\ &= l_{\text{OLS}}^n(\hat{\alpha}_K^n(\lambda)) + \lambda[l_{\text{IV}}^n(\hat{\alpha}_K^n(\lambda)) - l_{\text{IV}}^n(\hat{\alpha}_K^n(\lambda))] \\ &= l_{\text{OLS}}^n(\hat{\alpha}_K^n(\lambda)), \end{aligned}$$

implying that $l_{\text{OLS}}^n(\hat{\alpha}_K^n(\lambda)) = p^*$. This proves that strong duality holds and that the solution to the K-class regression problem $\hat{\alpha}_K^n(\lambda)$ solves the primal optimization problem (Primal. $t(\lambda)$. n), since it attains the unique optimal objective value while also satisfying the inequality constraint. \square

Theorem 3.8 (Dual representation of PULSE).

Let $p_{\min} \in (0, 1)$ and assume that (B4) to (B6) and (B11) hold. If $\lambda_n^*(p_{\min}) < \infty$, then it holds that $t_n^*(p_{\min}) > -\infty$ and

$$\hat{\alpha}_K^n(\lambda_n^*(p_{\min})) = \hat{\alpha}_{\text{Pr}}^n(t_n^*(p_{\min})) = \hat{\alpha}_{\text{PULSE}}^n(p_{\min}),$$

where the primal constraint bound $t_n^*(p_{\min})$ is given by Equation (26) and the dual penalty parameter $\lambda_n^*(p_{\min})$ is given by Equation (29). \circ

Proof.

Fix any $p_{\min} \in (0, 1)$ and assume that (B4) to (B6) hold, i.e., that $\mathbf{Z}^\top \mathbf{Z}$ and $\mathbf{A}^\top \mathbf{Z}$ are of full rank and $[\mathbf{Z} \ \mathbf{Y}]$ is of full column rank. Furthermore, assume that (B11) holds, i.e., that $\hat{\alpha}_K^n(\lambda) \notin \mathcal{M}_{\text{IV}}$ for all $\lambda \geq 0$. It holds that (Primal. $t.n$) has a unique solution and satisfies Slater's condition for all $t > \min_{\alpha} l_{\text{IV}}^n(\alpha)$ (Lemma 3.3), that (Dual. $\lambda.n$) has a unique solution for all $\lambda \geq 0$ (Proposition 2.1) and that $\{\hat{\alpha}_{\text{Pr}}^n(t) : t \in D_{\text{Pr}}\} = \{\hat{\alpha}_K^n(\lambda) : \lambda \geq 0\}$ (Lemma 3.7). Finally, we assume that $\lambda_n^*(p_{\min}) < \infty$. To simplify notation, we write $Q = Q_{\chi_q^2}(1 - p_{\min})$.

We claim that the PULSE estimator can be represented in the dual form of the primal PULSE problem. That is, as a K-class estimator $\hat{\alpha}_{\text{PULSE}}^n(p_{\min}) = \hat{\alpha}_K^n(\lambda_n^*(p_{\min}))$ with stochastic penalty parameter given by

$$\lambda_n^*(p_{\min}) := \inf\{\lambda \geq 0 : T_n(\hat{\alpha}_K^n(\lambda)) \leq Q_{\chi_q^2}(1 - p_{\min})\}.$$

We show this by proving that $\hat{\alpha}_K^n(\lambda_n^*(p_{\min})) = \hat{\alpha}_{\text{Pr}}^n(t_n^*(p_{\min}))$, which by Theorem 3.4 implies that the claim is true, if the conditions $t_n^*(p_{\min}) > -\infty$ and $T_n(\hat{\alpha}_{\text{Pr}}^n(t_n^*(p_{\min}))) \leq Q$ can be verified from the assumption that $\lambda_n^*(p_{\min}) < \infty$. First, we note that if $\lambda_n^*(p_{\min}) < \infty$, then $t_n^*(p_{\min}) > -\infty$.

This follows by noting that, with $t(\lambda) := l_{\text{IV}}^n(\hat{\alpha}_K^n(\lambda))$ the proof of Lemma 3.7 *ii*) yields that $\hat{\alpha}_K^n(\lambda) = \hat{\alpha}_{\text{Pr}}^n(t(\lambda))$ for any $\lambda \geq 0$ which yields

$$\lambda_n^*(p_{\min}) = \inf\{\lambda \geq 0 : T_n(\hat{\alpha}_{\text{Pr}}^n \circ t(\lambda)) \leq Q\}.$$

Hence, if $\lambda_n^*(p_{\min}) < \infty$ we know there exists a $\lambda' \geq 0$ such that $T_n(\hat{\alpha}_{\text{Pr}}^n \circ t(\lambda')) \leq Q$, i.e., there exists a $t' = t(\lambda') \in (\min_{\alpha'} l_{\text{IV}}^n(\alpha'), \infty)$ such that $T_n(\hat{\alpha}_{\text{Pr}}^n(t')) \leq Q$. We have excluded that $t' = \min_{\alpha'} l_{\text{IV}}^n(\alpha')$ as $t' = l_{\text{IV}}^n(\hat{\alpha}_K^n(\lambda')) > \min_{\alpha'} l_{\text{IV}}^n(\alpha')$ since $\hat{\alpha}_K^n(\lambda') \notin \mathcal{M}_{\text{IV}}$. Furthermore, we can without loss of generality assume that $t' \in (\min_{\alpha'} l_{\text{IV}}^n(\alpha'), l_{\text{IV}}^n(\hat{\alpha}_{\text{OLS}}^n)]$ because if $t' > l_{\text{IV}}^n(\hat{\alpha}_{\text{OLS}}^n)$, then also $T_n(\hat{\alpha}_{\text{Pr}}^n(l_{\text{IV}}^n(\hat{\alpha}_{\text{OLS}}^n))) \leq Q$ as $\hat{\alpha}_{\text{Pr}}^n(l_{\text{IV}}^n(\hat{\alpha}_{\text{OLS}}^n)) = \hat{\alpha}_{\text{Pr}}^n(t')$ since the ordinary least square solution solves all (Primal. $t.n$) with constraints bounds larger than $l_{\text{IV}}^n(\hat{\alpha}_{\text{OLS}}^n)$. As a consequence, the set for which we take the supremum over in the definition of $t_n^*(p_{\min})$ is non-empty, ensuring that $t_n^*(p_{\min}) > -\infty$.

Next we show that $\hat{\alpha}_K^n(\lambda_n^*(p_{\min})) = \hat{\alpha}_{\text{Pr}}^n(t_n^*(p_{\min}))$. When this equality is shown, then the remaining condition that $T_n(\hat{\alpha}_{\text{Pr}}^n(t_n^*(p_{\min}))) \leq Q$ follows by Lemma D.3 and we are done. For any constraint bound $t \in D_{\text{Pr}} = (\min_{\alpha} l_{\text{IV}}^n(\alpha), l_{\text{IV}}^n(\hat{\alpha}_{\text{OLS}}^n)]$, consider the primal and corresponding dual optimization problems

$$\begin{array}{ll} \text{Primal:} & \begin{array}{l} \text{minimize} \quad l_{\text{OLS}}^n(\alpha) \\ \text{subject to} \quad l_{\text{IV}}^n(\alpha) \leq t \end{array} & \text{Dual:} \quad \begin{array}{l} \text{maximize} \quad g_t(\lambda) \\ \text{subject to} \quad \lambda \geq 0, \end{array} \end{array} \quad (62)$$

with dual function $g_t : \mathbb{R}_{\geq 0} \rightarrow \mathbb{R}$ given by

$$g_t(\lambda) := \inf_{\alpha} \{l_{\text{OLS}}^n(\alpha) + \lambda(l_{\text{IV}}^n(\alpha) - t)\}.$$

The proof of Lemma 3.7 yields that there exists a unique $\tilde{\lambda}(t) \geq 0$ solving the dual problem of Equation (62) such that

$$\hat{\alpha}_{\text{Pr}}^n(t) = \hat{\alpha}_K^n(\tilde{\lambda}(t)). \quad (63)$$

We now prove that $D_{\text{Pr}} \ni t \mapsto \tilde{\lambda}(t)$ is strictly decreasing.

Note that by the definition of g_t and Proposition 2.1 (or equivalently the discussion in the beginning of Section 3.5) we have that

$$\begin{aligned} g_t(\lambda) &= \inf_{\alpha} \{l_{\text{OLS}}^n(\alpha) + \lambda l_{\text{IV}}^n(\alpha)\} - \lambda t \\ &= l_{\text{OLS}}^n(\hat{\alpha}_{\text{K}}^n(\lambda)) + \lambda l_{\text{IV}}^n(\hat{\alpha}_{\text{K}}^n(\lambda)) - \lambda t. \end{aligned} \quad (64)$$

For any t_1, t_2 with $0 \leq \min_{\alpha} l_{\text{IV}}^n(\alpha) < t_1 < t_2 \leq l_{\text{IV}}^n(\hat{\alpha}_{\text{OLS}}^n)$ we have that $g_{t_1}(\tilde{\lambda}(t_1)) \geq g_{t_1}(\tilde{\lambda}(t_2))$ and $g_{t_2}(\tilde{\lambda}(t_2)) \geq g_{t_2}(\tilde{\lambda}(t_1))$ as $\tilde{\lambda}(t)$ maximizes g_t . Hence, by bounding the first term we get that

$$\begin{aligned} g_{t_1}(\tilde{\lambda}(t_1)) - g_{t_2}(\tilde{\lambda}(t_2)) &\geq g_{t_1}(\tilde{\lambda}(t_2)) - g_{t_2}(\tilde{\lambda}(t_2)) \\ &= \tilde{\lambda}(t_2)(t_2 - t_1), \end{aligned} \quad (65)$$

where the last equality follows from the representation in Equation (64). Similarly, by bounding the other term we get that

$$\begin{aligned} g_{t_1}(\tilde{\lambda}(t_1)) - g_{t_2}(\tilde{\lambda}(t_2)) &\leq g_{t_1}(\tilde{\lambda}(t_1)) - g_{t_2}(\tilde{\lambda}(t_1)) \\ &= \tilde{\lambda}(t_1)(t_2 - t_1). \end{aligned} \quad (66)$$

Combining the inequalities from Equations (65) and (66) we conclude that

$$\tilde{\lambda}(t_2)(t_2 - t_1) \leq \tilde{\lambda}(t_1)(t_2 - t_1) \implies \tilde{\lambda}(t_2) \leq \tilde{\lambda}(t_1),$$

proving that $D_{\text{Pr}} \ni t \mapsto \tilde{\lambda}(t)$, the dual solution as a function of the primal problem constraint bound, is weakly decreasing. We now strengthen this statement to strictly decreasing. For any constraint bound $t \in D_{\text{Pr}} = (\min_{\alpha} l_{\text{IV}}^n(\alpha), l_{\text{IV}}^n(\hat{\alpha}_{\text{OLS}}^n)]$ we have that the solution $\hat{\alpha}_{\text{Pr}}^n(t)$ yields an active inequality constraint in the (Primal. t . n) problem, i.e., $l_{\text{IV}}^n(\hat{\alpha}_{\text{Pr}}^n(t)) = t$; see Lemma B.3. Therefore, for any $\min_{\alpha} l_{\text{IV}}^n(\alpha) < t_1 < t_2 \leq l_{\text{IV}}^n(\hat{\alpha}_{\text{OLS}}^n)$ we get that

$$l_{\text{IV}}^n(\hat{\alpha}_{\text{K}}^n(\tilde{\lambda}(t_1))) = l_{\text{IV}}^n(\hat{\alpha}_{\text{Pr}}^n(t_1)) = t_1 < t_2 = l_{\text{IV}}^n(\hat{\alpha}_{\text{Pr}}^n(t_2)) = l_{\text{IV}}^n(\hat{\alpha}_{\text{K}}^n(\tilde{\lambda}(t_2))),$$

proving that $\tilde{\lambda}(t_1) \neq \tilde{\lambda}(t_2)$, which implies that $D_{\text{Pr}} \ni t \mapsto \tilde{\lambda}(t)$ is strictly increasing.

Recall, by Lemma 3.7 that the K-class estimators for $\kappa \in [0, 1)$ coincides with the collection of solutions to every primal problem satisfying Slater's condition. That is,

$$\{\hat{\alpha}_{\text{K}}^n(\lambda) : \lambda \geq 0\} = \{\hat{\alpha}_{\text{Pr}}^n(t) : t \in D_{\text{Pr}}\} = \{\hat{\alpha}_{\text{K}}^n(\tilde{\lambda}(t)) : t \in D_{\text{Pr}}\}, \quad (67)$$

where $\tilde{\lambda}$ is as introduced above. It now only remains to show that $\tilde{\lambda}(t_n^*(p_{\min})) = \lambda_n^*(p_{\min})$, which implies the wanted conclusion as $\hat{\alpha}_{\text{Pr}}^n(t_n^*(p_{\min})) = \hat{\alpha}_{\text{K}}^n(\tilde{\lambda}(t_n^*(p_{\min}))) = \hat{\alpha}_{\text{K}}^n(\lambda_n^*(p_{\min}))$.

We know that $\hat{\alpha}_{\text{K}}^n \circ \tilde{\lambda}(t) = \hat{\alpha}_{\text{Pr}}^n(t)$, hence

$$(T_n \circ \hat{\alpha}_{\text{K}}^n \circ \tilde{\lambda})(t) = (T_n \circ \hat{\alpha}_{\text{Pr}}^n)(t), \quad \forall t \in D_{\text{Pr}},$$

and that for any $A \subset [0, \infty)$ it holds that $\tilde{\lambda}(\tilde{\lambda}^{-1}(A)) = A \cap \mathcal{R}(\tilde{\lambda})$, where $\mathcal{R}(\tilde{\lambda}) = \{\tilde{\lambda}(t) : t \in D_{\text{Pr}}\} \subseteq [0, \infty)$ is the range of the reparametrization function $\tilde{\lambda} : D_{\text{Pr}} \rightarrow [0, \infty)$.

In fact, $\tilde{\lambda}$ is surjective. To see this, note that $[0, \infty) \ni \lambda \mapsto \hat{\alpha}_K^n(\lambda)$ is injective by Corollary D.1. Thus, $\mathcal{R}(\tilde{\lambda}) = [0, \infty)$ must hold, for otherwise Equation (67) would not hold. Hence, by surjectivity of $\tilde{\lambda}$ we get that for $A \subset [0, \infty)$ it holds that $\tilde{\lambda}(\tilde{\lambda}^{-1}(A)) = A$. Now consider $\hat{\alpha}_{Pr}^n : D_{Pr} \rightarrow \mathbb{R}^{d_1+q_1}$, $\hat{\alpha}_K^n : [0, \infty) \rightarrow \mathbb{R}^{d_1+q_1}$ and $\tilde{\lambda} : D_{Pr} \rightarrow [0, \infty)$ as measurable (which follows by continuity and monotonicity) mappings such that

$$\begin{aligned} t_n^*(p_{\min}) &= \sup \left\{ (T_n \circ \hat{\alpha}_{Pr}^n)^{-1}(-\infty, Q] \right\} \\ &= \sup \left\{ (T_n \circ \hat{\alpha}_K^n \circ \tilde{\lambda})^{-1}(-\infty, Q] \right\}. \end{aligned}$$

Since $t \mapsto \tilde{\lambda}(t)$ is strictly decreasing, we get that

$$\begin{aligned} \tilde{\lambda}(t_n^*(p_{\min})) &= \tilde{\lambda} \left(\sup \left\{ (T_n \circ \hat{\alpha}_K^n \circ \tilde{\lambda})^{-1}(-\infty, Q] \right\} \right) \\ &= \inf \left\{ \tilde{\lambda} \left((T_n \circ \hat{\alpha}_K^n \circ \tilde{\lambda})^{-1}(-\infty, Q] \right) \right\} \\ &= \inf \left\{ \tilde{\lambda} \left(\tilde{\lambda}^{-1} \left((T_n \circ \hat{\alpha}_K^n)^{-1}(-\infty, Q] \right) \right) \right\} \\ &= \inf \left\{ (T_n \circ \hat{\alpha}_K^n)^{-1}(-\infty, Q] \right\} \\ &= \inf \{ \lambda \geq 0 : T_n(\hat{\alpha}_K^n(\lambda)) \leq Q \} \\ &= \lambda_n^*(p_{\min}), \end{aligned}$$

proving that $\tilde{\lambda}(t_n^*(p_{\min})) = \lambda_n^*(p_{\min})$. □

Lemma 3.9 (Infeasibility of the dual representation).

Let $p_{\min} \in (0, 1)$ and assume that (B4) to (B6) and (B11) hold. In the under- and just-identified setup we have that $\lambda_n^*(p_{\min}) < \infty$. In the over-identified setup it holds that

$$\lambda_n^*(p_{\min}) < \infty \iff T_n(\hat{\alpha}_{TSLs}^n) < Q_{\chi_q^2}(1 - p_{\min}).$$

This is not guaranteed to hold as the event that $\mathcal{A}_n(1 - p_{\min}) = \emptyset$ can have positive probability. ◦

Proof.

Let $p_{\min} \in (0, 1)$ and assume that (B4) to (B6) and (B11) hold. We have that

$$l_{OLS}^n(\hat{\alpha}_K^n(\lambda)) \geq l_{OLS}^n(\hat{\alpha}_{OLS}^n) = n^{-1} \|\mathbf{Y} - \mathbf{Z}\hat{\alpha}_{OLS}^n\|_2^2 = n^{-1} \|\mathbf{Y} - P_{\mathbf{Z}}\mathbf{Y}\|_2^2 > 0,$$

as $P_{\mathbf{Z}}\mathbf{Y} \neq \mathbf{Y}$ (by the assumption (B6) we have that $\mathbf{Y} \notin \text{span}(\mathbf{Z})$, such that the projection of \mathbf{Y} onto the column space of \mathbf{Z} does not coincide with \mathbf{Y} itself). Hence, $T_n : \mathbb{R}^{d_1+q_1} \rightarrow \mathbb{R}$ is well-defined, and the following upper bound

$$T_n(\hat{\alpha}_K^n(\lambda)) = n \frac{l_{IV}^n(\hat{\alpha}_K^n(\lambda))}{l_{OLS}^n(\hat{\alpha}_K^n(\lambda))} \leq n \frac{l_{IV}^n(\hat{\alpha}_K^n(\lambda))}{l_{OLS}^n(\hat{\alpha}_{OLS}^n)},$$

is valid for every $\lambda \geq 0$. In the under- and just-identified setup we know that there exists an $\tilde{\alpha} \in \mathcal{M}_{IV} \subset \mathbb{R}^{d_1+q_1}$ such that

$$0 = l_{IV}^n(\tilde{\alpha}). \tag{68}$$

Now let $\Lambda > 0$ be given by

$$\Lambda := n \frac{l_{\text{OLS}}^n(\tilde{\alpha})}{l_{\text{OLS}}^n(\hat{\alpha}_{\text{OLS}}^n) Q_{\chi_q^2}(1 - p_{\min})}. \quad (69)$$

For any $\lambda > \Lambda$ we have by the non-negativity of $l_{\text{OLS}}^n(\alpha)/\lambda$ that

$$\begin{aligned} l_{\text{IV}}^n(\hat{\alpha}_{\text{K}}^n(\lambda)) &\leq \lambda^{-1} l_{\text{OLS}}^n(\hat{\alpha}_{\text{K}}^n(\lambda)) + l_{\text{IV}}^n(\hat{\alpha}_{\text{K}}^n(\lambda)) \\ &= \min_{\alpha} \{ \lambda^{-1} l_{\text{OLS}}^n(\alpha) + l_{\text{IV}}^n(\alpha) \} \\ &\leq \lambda^{-1} l_{\text{OLS}}^n(\tilde{\alpha}) + l_{\text{IV}}^n(\tilde{\alpha}) \\ &< \frac{l_{\text{OLS}}^n(\tilde{\alpha})}{\Lambda} \\ &= \frac{l_{\text{OLS}}^n(\hat{\alpha}_{\text{OLS}}^n) Q_{\chi_q^2}(1 - p_{\min})}{n}, \end{aligned}$$

where we used Equation (68) and Equation (69) in the fourth and fifth line, respectively. This implies

$$T_n(\hat{\alpha}_{\text{K}}^n(\lambda)) \leq n \frac{l_{\text{IV}}^n(\hat{\alpha}_{\text{K}}^n(\lambda))}{l_{\text{OLS}}^n(\hat{\alpha}_{\text{OLS}}^n)} < Q_{\chi_q^2}(1 - p_{\min}),$$

whenever $\lambda > \Lambda$, proving that

$$\lambda_n^*(p_{\min}) = \inf\{\lambda \geq 0 : T_n(\hat{\alpha}_{\text{K}}^n(\lambda)) \leq Q_{\chi_q^2}(1 - p_{\min})\} < \infty.$$

Now consider the over-identified setup ($q > d_1 + q_1$). We claim that

$$\lambda_n^*(p_{\min}) < \infty \iff T_n(\hat{\alpha}_{\text{TSLs}}^n) < Q_{\chi_q^2}(1 - p_{\min}).$$

If $T_n(\hat{\alpha}_{\text{TSLs}}^n) < Q_{\chi_q^2}(1 - p_{\min})$, then by continuity of $\lambda \mapsto \hat{\alpha}_{\text{K}}^n(\lambda)$ and $\alpha \mapsto T_n(\alpha)$ it must hold that $\lambda_n^*(p_{\min}) < \infty$. This follows by noting that

$$T_n(\hat{\alpha}_{\text{K}}^n(\lambda)) \downarrow T_n(\lim_{\lambda \rightarrow \infty} \hat{\alpha}_{\text{K}}^n(\lambda)) = T_n(\hat{\alpha}_{\text{TSLs}}^n) < Q_{\chi_q^2}(1 - p_{\min}), \quad (70)$$

when $\lambda \rightarrow \infty$, as $\lambda \mapsto T_n(\hat{\alpha}_{\text{K}}^n(\lambda))$ is strictly decreasing (Lemma D.2) Here, we also used that

$$\begin{aligned} \lim_{\lambda \rightarrow \infty} \hat{\alpha}_{\text{K}}^n(\lambda) &= \lim_{\lambda \rightarrow \infty} (\mathbf{Z}^\top (\mathbf{I} + \lambda P_{\mathbf{A}}) \mathbf{Z})^{-1} \mathbf{Z}^\top (\mathbf{I} + \lambda P_{\mathbf{A}}) \mathbf{Y} \\ &= \lim_{\lambda \rightarrow \infty} (\mathbf{Z}^\top (\lambda^{-1} \mathbf{I} + P_{\mathbf{A}}) \mathbf{Z})^{-1} \mathbf{Z}^\top (\lambda^{-1} \mathbf{I} + P_{\mathbf{A}}) \mathbf{Y} \\ &= (\mathbf{Z}^\top P_{\mathbf{A}} \mathbf{Z})^{-1} \mathbf{Z}^\top P_{\mathbf{A}} \mathbf{Y} \\ &= \hat{\alpha}_{\text{TSLs}}^n. \end{aligned} \quad (71)$$

Hence, there must exist a $\lambda \in [0, \infty)$ such that $T_n(\hat{\alpha}_{\text{K}}^n(\lambda)) < Q_{\chi_q^2}(1 - p_{\min})$, proving that $\lambda_n^*(p_{\min}) < \infty$. Furthermore, note that the above arguments also imply that

$$T_n(\hat{\alpha}_{\text{K}}^n(\lambda)) > T_n(\hat{\alpha}_{\text{TSLs}}^n), \quad (72)$$

for any $\lambda \geq 0$, as $\lambda \mapsto T_n(\hat{\alpha}_{\text{K}}^n(\lambda))$ is strictly decreasing and $T_n(\hat{\alpha}_{\text{TSLs}}^n)$ is the limit as $\lambda \rightarrow \infty$.

Conversely, assume that $\lambda_n^*(p_{\min}) < \infty$, which implies that there exists a $\lambda' \in [0, \infty)$ such that $T_n(\hat{\alpha}_K^n(\lambda')) \leq Q_{\chi_q^2}(1 - p_{\min})$. Thus, by Equation (72) we have that

$$T_n(\hat{\alpha}_{\text{TSLs}}^n) < T_n(\hat{\alpha}_K^n(\lambda')) \leq Q_{\chi_q^2}(1 - p_{\min}),$$

proving that the converse implication also holds.

We furthermore note that, if the acceptance region is empty, that is

$$\mathcal{A}_n(1 - p_{\min}) := \{\alpha \in \mathbb{R}^{d_1+q_1} : T_n(\alpha) \leq Q_{\chi_q^2}(1 - p_{\min})\} = \emptyset,$$

then it obviously holds that $\lambda_n^*(p_{\min}) = \{\lambda \geq 0 : T_n(\hat{\alpha}_K^n(\lambda)) \leq Q_{\chi_q^2}(1 - p_{\min})\} = \infty$. The possibility of the acceptance region being empty, follows from the fact that the Anderson-Rubin confidence region can be empty; see Remark B.2. To realize that the Anderson-Rubin confidence region can be empty we refer to the discussions and Monte-Carlo simulations of Davidson and MacKinnon [2014]. □

Lemma 3.11.

Let $p_{\min} \in (0, 1)$ and assume that (B4) and (B6) hold. If $\lambda_n^*(p_{\min}) < \infty$, then $\lambda_n^*(p_{\min})$ can be approximated with arbitrary precision by the binary search Algorithm 1, that is,

$$\text{Binary.Search}(N, p_{\min}) - \lambda_n^*(p_{\min}) \rightarrow 0,$$

as $N \rightarrow \infty$. ○

Proof.

Assume that $\lambda_n^*(p_{\min}) < \infty$ and that (B4) and (B6) hold. Consider Algorithm 1 for any fixed $N \in \mathbb{N}$. The first ‘while loop’ guarantees that λ_{\min} and λ_{\max} are such that $\lambda^* \in (\lambda_{\min}, \lambda_{\max}]$. This is seen by noting that $\lambda \mapsto T_n(\hat{\alpha}_K^n(\lambda))$ is monotonically decreasing (Lemma D.2) and that $\lambda_n^*(p_{\min}) < \infty$. Hence, $T_n(\hat{\alpha}_K^n(\lambda_{\max}))$ eventually drops below $Q_{\chi_q^2}(1 - p)$. The second ‘while loop’ keeps iterating until the interval $(\lambda_{\min}, \lambda_{\max}]$, which is guaranteed to contain $\lambda_n^*(p_{\min})$, has a length less than or equal to $1/N$. Let λ_{\min} and λ_{\max} denote the last boundaries achieved before the procedure terminates. Then

$$0 \leq \text{Binary.Search}(N, p) - \lambda_n^*(p_{\min}) = \lambda_{\max} - \lambda_n^*(p_{\min}) \leq \lambda_{\max} - \lambda_{\min} \leq 1/N.$$

This holds for any $N \in \mathbb{N}$, hence we conclude that

$$\text{Binary.Search}(N, p) - \lambda_n^*(p_{\min}) \rightarrow 0,$$

as $N \rightarrow \infty$. □

Theorem 3.12 (Consistency of PULSE+).

Consider the just- or over-identified setup and let $p_{\min} \in (0, 1)$. If (B1), (B2), (B4) to (B8) and (B11) hold almost surely for all $n \in \mathbb{N}$ and $\hat{\alpha}_{\text{TSLs}}^n$ and $\hat{\alpha}_{\text{ALT}}^n$ are consistent estimators of α_0 , then

$$\hat{\alpha}_{\text{PULSE+}}^n(p_{\min}) \xrightarrow{P} \alpha_0,$$

when $n \rightarrow \infty$. ○

Proof.

Consider the just- or over-identified setup ($q \geq d_1 + q_1$), assume that (B1) and (B2) hold and that the population rank conditions (B7) and (B8), i.e., $E(AA^\top)$ and $E(AZ^\top)$ are of full rank, are satisfied. We furthermore work under the finite-sample assumptions (B4) to (B6), i.e., that $\mathbf{A}^\top \mathbf{A}$ and $\mathbf{Z}^\top \mathbf{A}$ are of full rank and $\mathbf{Y} \notin \text{span}(\mathbf{Z})$ for all sample-sizes $n \in \mathbb{N}$ almost surely. The first two of these are not strictly necessary as the population version of these rank assumptions guarantee that it holds with probability tending to one; see proof of Proposition 2.2. Likewise, we can drop the last finite-sample assumption as it is almost surely guaranteed if we assume that the distribution of ε_Y has density with respect to Lebesgue measure. The proof below is easily modified to accommodate these more relaxed assumptions, but for notational simplicity we prove the statement under the stronger finite-sample assumptions. Furthermore, many of the previous theorems and lemmas were shown for a specific realization that satisfies the finite sample assumptions. Hence, we may only invoke the conclusions of these theorems almost surely.

Fix any $p_{\min} \in (0, 1)$ and let $\varepsilon > 0$ be given. We want to prove that

$$P(\|\hat{\alpha}_{\text{PULSE}+}^n(p_{\min}) - \alpha_0\| > \varepsilon) \rightarrow 0.$$

To that end, define the events $(A_n)_{n \in \mathbb{N}}$ by

$$A_n := (T_n(\hat{\alpha}_{\text{TSLS}}^n) < Q_{\chi_q^2}(1 - p_{\min})),$$

such that

$$P(\|\hat{\alpha}_{\text{PULSE}+}^n(p_{\min}) - \alpha_0\| > \varepsilon) = P((\|\hat{\alpha}_{\text{PULSE}}^n(p_{\min}) - \alpha_0\| > \varepsilon) \cap A_n) \quad (73)$$

$$+ P((\|\hat{\alpha}_{\text{ALT}}^n - \alpha_0\| > \varepsilon) \cap A_n^c), \quad (74)$$

for all $n \in \mathbb{N}$. The last term, Equation (74), tends to zero as $n \rightarrow \infty$

$$P((\|\hat{\alpha}_{\text{ALT}}^n - \alpha_0\| > \varepsilon) \cap A_n^c) \leq P(\|\hat{\alpha}_{\text{ALT}}^n - \alpha_0\| > \varepsilon) \rightarrow 0,$$

by the assumption that $\hat{\alpha}_{\text{ALT}}^n \xrightarrow{P} \alpha_0$ as $n \rightarrow \infty$. In regards to the first term, the right-hand side of Equation (73), we note that $A_n = (\lambda_n^*(p_{\min}) < \infty)$, by Lemma 3.9. Formally, this event equality only holds when intersecting both sides with the almost sure event that the finite sample rank condition holds. However, we suppress this intersection for ease of notation. Thus, on A_n , it holds that $\hat{\alpha}_{\text{PULSE}}^n(p_{\min}) = \hat{\alpha}_{\text{K}}^n(\lambda_n^*(p_{\min}))$ by Theorem 3.8, implying that

$$P((\|\hat{\alpha}_{\text{PULSE}}^n(p_{\min}) - \alpha_0\| > \varepsilon) \cap A_n) = P((\|\hat{\alpha}_{\text{K}}^n(\lambda_n^*(p_{\min})) - \alpha_0\| > \varepsilon) \cap A_n)$$

Furthermore, Lemma D.3 yields that on A_n , it holds that

$$\begin{aligned} T_n(\hat{\alpha}_{\text{K}}^n(\lambda_n^*(p_{\min}))) &\leq Q_{\chi_q^2}(1 - p_{\min}) \\ \iff l_{\text{IV}}^n(\hat{\alpha}_{\text{K}}^n(\lambda_n^*(p_{\min}))) &\leq n^{-1} Q_{\chi_q^2}(1 - p_{\min}) l_{\text{OLS}}^n(\hat{\alpha}_{\text{K}}^n(\lambda_n^*(p_{\min}))). \end{aligned}$$

On A_n , the stochastic factor in the upper bound above, is further bounded from above by

$$\begin{aligned} l_{\text{OLS}}^n(\hat{\alpha}_{\text{K}}^n(\lambda_n^*(p_{\min}))) &\leq \sup_{\lambda \geq 0} l_{\text{OLS}}^n(\hat{\alpha}_{\text{K}}^n(\lambda)) \\ &= \lim_{\lambda \rightarrow \infty} l_{\text{OLS}}^n(\hat{\alpha}_{\text{K}}^n(\lambda)) \\ &= l_{\text{OLS}}^n(\lim_{\lambda \rightarrow \infty} \hat{\alpha}_{\text{K}}^n(\lambda)) \\ &= l_{\text{OLS}}^n(\hat{\alpha}_{\text{TSLS}}^n), \end{aligned}$$

where we used continuity of $\alpha \mapsto l_{\text{OLS}}^n(\alpha)$, that $\lambda \mapsto l_{\text{OLS}}^n(\hat{\alpha}_{\text{K}}^n(\lambda))$ is weakly increasing (Lemma D.2) and that $\lim_{\lambda \rightarrow \infty} \hat{\alpha}_{\text{K}}^n(\lambda) = \hat{\alpha}_{\text{TSLs}}^n$ as shown in Equation (71) above. Note that we have assumed that the TSLs estimator is consistent $\hat{\alpha}_{\text{TSLs}}^n \xrightarrow{P} \alpha_0$, where α_0 is the causal coefficient of Z onto Y . Hence, Slutsky's theorem and the weak law of large numbers yield that

$$\begin{aligned} l_{\text{OLS}}^n(\hat{\alpha}_{\text{TSLs}}^n) &= n^{-1}(\mathbf{Y} - \mathbf{Z}\hat{\alpha}_{\text{TSLs}}^n)^\top(\mathbf{Y} - \mathbf{Z}\hat{\alpha}_{\text{TSLs}}^n) \\ &= n^{-1}\mathbf{Y}^\top\mathbf{Y} + (\hat{\alpha}_{\text{TSLs}}^n)^\top n^{-1}\mathbf{Z}^\top\mathbf{Z}\hat{\alpha}_{\text{TSLs}}^n - 2n^{-1}\mathbf{Y}^\top\mathbf{Z}\hat{\alpha}_{\text{TSLs}}^n \\ &\xrightarrow{P} E(Y^2) + \alpha_0^\top E(ZZ^\top)\alpha_0 - 2E(YZ^\top)\alpha_0 \\ &= E[(Y - Z\alpha_0)^2]. \end{aligned}$$

Thus, on the event A_n , we have that

$$0 \leq l_{\text{IV}}^n(\hat{\alpha}_{\text{K}}^n(\lambda_n^*(p_{\min}))) \leq n^{-1}Q_{\chi_q^2}(1 - p_{\min})l_{\text{OLS}}^n(\hat{\alpha}_{\text{TSLs}}^n) =: H_n,$$

where the upper bound H_n converges to zero in probability by Slutsky's theorem. Furthermore, note that

$$\begin{aligned} l_{\text{IV}}^n(\alpha_0) &= \|n^{-1/2}(\mathbf{A}^\top\mathbf{A})^{-1/2}\mathbf{A}^\top(\mathbf{Y} - \mathbf{Z}\alpha_0)\|_2^2 \\ &= \|(n^{-1}\mathbf{A}^\top\mathbf{A})^{-1/2}n^{-1}\mathbf{A}^\top\mathbf{U}_Y\|_2^2 \\ &\xrightarrow{P} \|E(AA^\top)^{-1/2}E(AU_Y)\|_2^2 \\ &= \|E(AA^\top)^{-1/2}E(A)E(U_Y)\|_2^2 \\ &= 0, \end{aligned}$$

where we used that $Y = Z^\top\alpha_0 + U_Y$ and assumptions (B1): $A \perp U_Y$ and (B2): $E(A) = 0$ (Alternatively, the same conclusion follows if it holds that $E(U_Y|A) = 0$). Now define a sequence of (everywhere) well-defined estimators $(\tilde{\alpha}_n)_{n \in \mathbb{N}}$ by

$$\tilde{\alpha}_n := \begin{cases} \hat{\alpha}_{\text{K}}^n(\lambda_n^*(p_{\min})), & \text{on } A_n \\ \alpha_0, & \text{on } A_n^c \end{cases},$$

for each $n \in \mathbb{N}$. We claim that the loss function l_{IV}^n evaluated in this estimator tends to zero in probability, i.e., as $n \rightarrow \infty$ it holds that

$$l_{\text{IV}}^n(\tilde{\alpha}_n) = \|(n^{-1}\mathbf{A}^\top\mathbf{A})^{-1/2}n^{-1}\mathbf{A}^\top(\mathbf{Y} - \mathbf{Z}\tilde{\alpha}_n)\|_2^2 \xrightarrow{P} 0. \quad (75)$$

This holds by the above observations as for any $\varepsilon' > 0$ we have that

$$\begin{aligned} P(|l_{\text{IV}}^n(\tilde{\alpha}_n)| > \varepsilon') &= P(|l_{\text{IV}}^n(\hat{\alpha}_{\text{K}}^n(\lambda_n^*(p_{\min})))| > \varepsilon') \cap A_n + P(|l_{\text{IV}}^n(\alpha_0)| > \varepsilon') \cap A_n^c \\ &\leq P(|H_n| > \varepsilon') \cap A_n + P(|l_{\text{IV}}^n(\alpha_0)| > \varepsilon') \cap A_n^c \\ &\leq P(|H_n| > \varepsilon') + P(|l_{\text{IV}}^n(\alpha_0)| > \varepsilon') \\ &\rightarrow 0, \end{aligned}$$

when $n \rightarrow \infty$. Now define the random linear maps $g_n : \Omega \times \mathbb{R}^{d_1+q_1} \rightarrow \mathbb{R}^q$ by

$$g_n(\omega, \alpha) := (n^{-1}\mathbf{A}^\top(\omega)\mathbf{A}(\omega))^{-1/2}n^{-1}\mathbf{A}^\top(\omega)\mathbf{Z}(\omega)\alpha.$$

for all $n \in \mathbb{N}$. The maps (g_n) converge point-wise, that is, for each α , in probability to $g : \mathbb{R}^{d_1+q_1} \rightarrow \mathbb{R}^q$, given by

$$g(\alpha) := E(AA^\top)E(AZ^\top)\alpha$$

as $n \rightarrow \infty$. The map g is injective. This follows by assumptions (B7) and (B8), which state that $E(AA^\top) \in \mathbb{R}^{q \times q}$ and $E(AZ^\top) \in \mathbb{R}^{q \times (d_1+q_1)}$ are of full rank, and hence

$$\text{rank}(E(AA^\top)E(AZ^\top)) = \text{rank}(E(AZ^\top)) = d_1 + q_1,$$

since we are in the just- and over-identified setup, where $q \geq d_1 + q_1$. We conclude that g is injective, as its matrix representation is of full column rank. Furthermore, by Equation (75) it holds that

$$\begin{aligned} \text{P-lim}_{n \rightarrow \infty} g_n(\tilde{\alpha}_n) &= \text{P-lim}_{n \rightarrow \infty} (n^{-1} \mathbf{A}^\top \mathbf{A})^{-1/2} n^{-1} \mathbf{A}^\top \mathbf{Z} \tilde{\alpha}_n \\ &= \text{P-lim}_{n \rightarrow \infty} (n^{-1} \mathbf{A}^\top \mathbf{A})^{-1/2} n^{-1} \mathbf{A}^\top \mathbf{Y} \\ &= E(AA^\top)^{-1/2} E(AY). \end{aligned}$$

Hence, we have that

$$\begin{aligned} \text{P-lim}_{n \rightarrow \infty} g_n(\tilde{\alpha}_n - \alpha_0) &= \text{P-lim}_{n \rightarrow \infty} g_n(\tilde{\alpha}_n) - \text{P-lim}_{n \rightarrow \infty} g_n(\alpha_0) \\ &= E(AA^\top)^{-1/2} E(AY) - E(AA^\top)^{-1/2} E(AZ^\top) \alpha_0 \\ &= E(AA^\top)^{-1/2} E(A(Y - Z^\top \alpha_0)) \\ &= E(AA^\top)^{-1/2} E(AU_Y) \\ &= 0, \end{aligned}$$

as $n \rightarrow \infty$. Lemma B.4 now yields that

$$\tilde{\alpha}_n \xrightarrow{P} \alpha_0,$$

as $n \rightarrow \infty$. Finally, note that as $\hat{\alpha}_K^n(\lambda_K^*(p_{\min})) = \tilde{\alpha}_n$ on A_n we have as $n \rightarrow \infty$ that

$$\begin{aligned} P((\|\hat{\alpha}_K^n(\lambda_K^*(p_{\min})) - \alpha_0\| > \varepsilon) \cap A_n) &= P((\|\tilde{\alpha}_n - \alpha_0\| > \varepsilon) \cap A_n) \\ &\leq P(\|\tilde{\alpha}_n - \alpha_0\| > \varepsilon) \\ &\rightarrow 0, \end{aligned}$$

proving that

$$\hat{\alpha}_{\text{PULSE}+}^n(p_{\min}) \xrightarrow{P} \alpha_0,$$

as $n \rightarrow \infty$. □

References

J. Aldrich. Autonomy. *Oxford Economic Papers*, 41:15–34, 1989.

- T. Amemiya. *Advanced Econometrics*. Harvard University Press, Cambridge, MA, USA, 1985.
- T. W. Anderson. *Some recent developments on the distributions of single-equation estimators*, page 109122. Econometric Society Monographs. Cambridge University Press, Cambridge, UK, 1983.
- T. W. Anderson and H. Rubin. Estimation of the parameters of a single equation in a complete system of stochastic equations. *The Annals of Mathematical Statistics*, 20(1):46–63, 1949.
- T. W. Anderson and H. Rubin. The asymptotic properties of estimates of the parameters of a single equation in a complete system of stochastic equations. *The Annals of Mathematical Statistics*, 21(4):570–582, 1950.
- I. Andrews, J. H. Stock, and L. Sun. Weak instruments in instrumental variables regression: Theory and practice. *Annual Review of Economics*, 11:727–753, 2019.
- J. D. Angrist and G. W. Imbens. Identification and estimation of local average treatment effects. Technical report, National Bureau of Economic Research, 1995.
- R. L. Basmann. On the asymptotic distribution of generalized linear estimators. *Econometrica, Journal of the Econometric Society*, pages 97–107, 1960a.
- R. L. Basmann. On finite sample distributions of generalized classical linear identifiability test statistics. *Journal of the American Statistical Association*, 55(292):650–659, 1960b.
- K. A. Bollen. *Structural Equations with Latent Variables*. John Wiley & Sons, New York, 1989.
- S. Bongers, J. Peters, B. Schölkopf, and J. M. Mooij. Theoretical aspects of cyclic structural causal models. *ArXiv e-prints (1611.06221v2)*, 2016.
- S. Boyd and L. Vandenberghe. *Convex optimization*. Cambridge University Press, Cambridge, UK, 2004.
- J. C. Chao, J. A. Hausman, W. K. Newey, N. R. Swanson, and T. Woutersen. An expository note on the existence of moments of fuller and hful estimators. *Advances in Econometrics*, 29:87, 2012.
- D. M. Chickering. Optimal structure identification with greedy search. *Journal of Machine Learning Research*, 3:507–554, 2002.
- T. Claassen, J. M. Mooij, and T. Heskes. Learning sparse causal models is not NP-hard. In *Proceedings of the 29th Annual Conference on Uncertainty in Artificial Intelligence (UAI)*, pages 172–181. AUAI Press, 2013.
- J. G. Cragg and S. G. Donald. Testing identifiability and specification in instrumental variable models. *Econometric Theory*, 9(2):222–240, 1993.
- R. Davidson and J. G. MacKinnon. Confidence sets based on inverting anderson–rubin tests. *The Econometrics Journal*, 17(2):S39–S58, 2014.
- P. Dhrymes. *Econometrics: Statistical Foundations and Applications*. Springer, New York, NY, USA, 1974.

- V. Didelez, S. Meng, and N. A. Sheehan. Assumptions of iv methods for observational epidemiology. *Statistical Science*, 25(1):22–40, 2010.
- F. M. Fisher. *The identification problem in econometrics*. McGraw-Hill, New York, NY, USA, 1966.
- R. A. Fisher. *The Design of Experiments*. Oliver and Boyd, Edinburgh, UK, 1935.
- W. A. Fuller. Some properties of a modification of the limited information estimator. *Econometrica (pre-1986)*, 45(4):939, 1977.
- A. S. Goldberger. Structural equation methods in the social sciences. *Econometrica: Journal of the Econometric Society*, pages 979–1001, 1972.
- W. H. Greene. *Econometric analysis*. Pearson Education, Upper Saddle River, New Jersey, USA, 2003.
- T. Haavelmo. The probability approach in econometrics. *Econometrica*, 12:S1–S115 (supplement), 1944.
- J. Hahn and J. Hausman. A new specification test for the validity of instrumental variables. *Econometrica*, 70(1):163–189, 2002.
- J. Hahn, J. Hausman, and G. Kuersteiner. Estimation with weak instruments: Accuracy of higher-order bias and mse approximations. *The Econometrics Journal*, 7(1):272–306, 2004.
- C. Heinze-Deml and N. Meinshausen. Conditional variance penalties and domain shift robustness. *ArXiv e-prints (1710.11469)*, 2017.
- D. G. Horvitz and D. J. Thompson. A generalization of sampling without replacement from a finite universe. *Journal of the American Statistical Association*, 47(260):663–685, 1952.
- A. Hyttinen, F. Eberhardt, and P. O. Hoyer. Learning linear cyclic causal models with latent variables. *Journal of Machine Learning Research*, 13(1):3387–3439, 2012.
- G. W. Imbens and D. B. Rubin. *Causal Inference for Statistics, Social, and Biomedical Sciences: An Introduction*. Cambridge University Press, New York, NY, USA, 2015.
- M. P. Keane. Structural vs. atheoretic approaches to econometrics. *Journal of Econometrics*, 156(1):3–20, 2010.
- S. Lauritzen. *Graphical Models*. Oxford University Press, New York, NY, USA, 1996.
- R. S. Mariano. Simultaneous equation model estimators: Statistical properties and practical implications. *A companion to theoretical econometrics*, pages 122–143, 2001.
- J. B. McDonald. The k-class estimators as least variance difference estimators. *Econometrica: Journal of the Econometric Society*, pages 759–763, 1977.
- N. Meinshausen and P. Bühlmann. Maximin effects in inhomogeneous large-scale data. *Annals of Statistics*, 43(4):1801–1830, 2015.

- M. Mogstad and M. Wiswall. Linearity in Instrumental Variables Estimation: Problems and Solutions. IZA Discussion Papers 5216, Institute of Labor Economics (IZA), 2010.
- M. J. Moreira. Tests with correct size when instruments can be arbitrarily weak. *Journal of Econometrics*, 152(2):131–140, 2009.
- A. L. Nagar. The bias and moment matrix of the general k-class estimators of the parameters in simultaneous equations. *Econometrica: Journal of the Econometric Society*, pages 575–595, 1959.
- W. K. Newey. Nonparametric instrumental variables estimation. *American Economic Review*, 103(3):550–556, 2013.
- J. Pearl. *Causality: Models, Reasoning, and Inference*. Cambridge University Press, New York, NY, USA, 2nd edition, 2009.
- C. S. Peirce. A theory of probable inference. In C. S. Peirce, editor, *Studies in logic by members of the Johns Hopkins University*, pages 126–181. Little, Brown and Co, 1883.
- J. Peters, J. M. Mooij, D. Janzing, and B. Schölkopf. Causal discovery with continuous additive noise models. *Journal of Machine Learning Research*, 15:2009–2053, 2014.
- J. Peters, P. Bühlmann, and N. Meinshausen. Causal inference using invariant prediction: identification and confidence intervals. *Journal of the Royal Statistical Society: Series B (with discussion)*, 78(5):947–1012, 2016.
- J. Peters, D. Janzing, and B. Schölkopf. *Elements of Causal Inference: Foundations and Learning Algorithms*. MIT Press, Cambridge, MA, USA, 2017.
- N. Pfister, S. Bauer, and J. Peters. Learning stable and predictive structures in kinetic systems. *Proceedings of the National Academy of Sciences*, 116(51):25405–25411, 2019.
- H. Reichenbach. *The direction of time*. University of California Press, Berkeley, CA, USA, 1956.
- J. M. Robins. A new approach to causal inference in mortality studies with sustained exposure periods — applications to control of the healthy worker survivor effect. *Mathematical Modeling*, 7:1393–1512, 1986.
- M. Rojas-Carulla, B. Schölkopf, R. Turner, and J. Peters. Invariant models for causal transfer learning. *The Journal of Machine Learning Research*, 19(1):1309–1342, 2018.
- P. R. Rosenbaum and D. B. Rubin. The central role of the propensity score in observational studies for causal effects. *Biometrika*, 70(1):41–55, 1983.
- T. J. Rothenberg. Approximating the distributions of econometric estimators and test statistics. *Handbook of econometrics*, 2:881–935, 1984.
- D. Rothenhäusler, N. Meinshausen, P. Bühlmann, and J. Peters. Anchor regression: heterogeneous data meets causality. *arXiv e-prints*, art. arXiv:1801.06229, Jan 2018.

- B. Schölkopf, D. Janzing, J. Peters, E. Sgouritsa, K. Zhang, and J. M. Mooij. On causal and anticausal learning. In *Proceedings of the 29th International Conference on Machine Learning (ICML)*, pages 1255–1262. Omnipress, 2012.
- S. Shimizu, P. Hoyer, A. Hyvärinen, and A. J. Kerminen. A linear non-Gaussian acyclic model for causal discovery. *Journal of Machine Learning Research*, 7:2003–2030, 2006.
- H. A. Simon. Causal ordering and identifiability. In W. C. Hood and T. Koopmans, editors, *Studies in Econometric Method. Cowles Commission monographs*, volume 14, Hoboken, New Jersey, USA, 1953. John Wiley & Sons.
- P. Spirtes, C. Meek, and T. Richardson. Causal inference in the presence of latent variables and selection bias. In *In Proceedings of 11th Conference on Uncertainty in Artificial Intelligence UAI*, pages 499–506. Morgan Kaufmann, 1995.
- P. Spirtes, C. Glymour, and R. Scheines. *Causation, Prediction, and Search*. MIT Press, Cambridge, MA, USA, 2nd edition, 2000.
- D. Staiger and J. H. Stock. Instrumental variables regression with weak instruments. *Econometrica*, 65(3):557–586, 1997.
- J. H. Stock and M. Yogo. Testing for weak instruments in linear iv regression. Technical report, National Bureau of Economic Research, 2002.
- J. H. Stock, J. H. Wright, and M. Yogo. A survey of weak instruments and weak identification in generalized method of moments. *Journal of Business & Economic Statistics*, 20(4):518–529, 2002.
- H. Theil. Repeated least squares applied to complete equation systems. *The Hague: central planning bureau*, 1953.
- H. Theil. *Economic forecasts and policy*. North-Holland, Amsterdam, Netherlands, 1958.
- L. Wang and E. T. Tchetgen. Bounded, efficient and triply robust estimation of average treatment effects using instrumental variables. *Journal of the Royal Statistical Society, Series B*, 80(3): 531–550, 2018.
- H. Wold. Causality and econometrics. *Econometrica: Journal of the Econometric Society*, pages 162–177, 1954.
- J. M. Wooldridge. *Econometric analysis of cross section and panel data*. MIT press, Cambridge, MA, USA, 2010.
- P. G. Wright. *Tariff on animal and vegetable oils*. Macmillan Company, New York, NY, USA, 1928.