

Eliminating NB-IoT Interference to LTE System: a Sparse Machine Learning Based Approach

Sicong Liu, *Member, IEEE*, Liang Xiao, *Senior Member, IEEE*,
Zhu Han, *Fellow, IEEE*, and Yuliang Tang, *Member, IEEE*

Abstract—Narrowband internet-of-things (NB-IoT) is a competitive 5G technology for massive machine-type communication scenarios, but meanwhile introduces narrowband interference (NBI) to existing broadband transmission such as the long term evolution (LTE) systems in enhanced mobile broadband (eMBB) scenarios. In order to facilitate the harmonic and fair coexistence in wireless heterogeneous networks, it is important to eliminate NB-IoT interference to LTE systems. In this paper, a novel sparse machine learning based framework and a sparse combinatorial optimization problem is formulated for accurate NBI recovery, which can be efficiently solved using the proposed iterative sparse learning algorithm called sparse cross-entropy minimization (SCEM). To further improve the recovery accuracy and convergence rate, regularization is introduced to the loss function in the enhanced algorithm called regularized SCEM. Moreover, exploiting the spatial correlation of NBI, the framework is extended to multiple-input multiple-output systems. Simulation results demonstrate that the proposed methods are effective in eliminating NB-IoT interference to LTE systems, and significantly outperform the state-of-the-art methods.

Key words—Narrowband internet-of-things, long term evolution advanced, narrowband interference, sparse machine learning, cross-entropy.

I. INTRODUCTION

WITH the rapid development of the upcoming technologies of 5G new radio, the extensive research on enhanced mobile broadband (eMBB), massive machine-type communications (mMTC), and ultra-reliable low latency communications (URLLC) has drawn dramatically increasing attention from both academia and industry [1]–[3]. To satisfy the prospects of 5G, not only tremendous improvements of the aforementioned new radio techniques need to be achieved, but also the harmonic and fair coexistence of heterogeneous networks and the compatibility between 4G and 5G systems should be taken great care of [4]. Due to the scarcity of the spectrum suitable for wireless electromagnetic transmission,

many various existing and emerging communication systems are deployed close to each other, or even overlapping in spectrum, which inevitably results in intensive interference [5]. As a typical example, the narrowband internet-of-things (NB-IoT) system is deployed reusing the spectrum of long term evolution (LTE), occupying the spectrum of LTE when operating in the “in-band” mode [6]–[8]. NB-IoT is a promising and emerging technology to support the prospect of mMTC in 5G new radio, capable of interconnecting a large amount of nodes with very low power consumption and narrow bandwidth [9]–[11]. Since LTE and LTE-Advanced (LTE-A) with the cyclic-prefixed orthogonal frequency division multiplexing (CP-OFDM) modulation are dominating technologies in 4G era [12]–[14], the interference from NB-IoT systems should be properly tackled so that the smooth transition from 4G to 5G can be done [15], [16]. In the process of the deployment of 5G eMBB facilities, it is also important to mitigate the interference from NB-IoT if the utilized spectrum is overlapping.

However, how to mitigate or eliminate the interference between NB-IoT and LTE systems still remains an open issue, which has not been sufficiently investigated in literature yet. Since the bandwidth of NB-IoT is sufficiently small compared with that of LTE, the interference from NB-IoT can be regarded as a certain kind of narrowband interference (NBI). Although there are plenty of conventional methods to combat against NBI in literature [17]–[21], useful data might be lost using the conventional methods, or the information of statistics or locations of the NBI should be priorly known, or a large amount of virtual sub-carriers were consumed, which limited the efficiency and applicability of the conventional methods.

Recently, emerging sparse recovery methods are introduced to NBI estimation, exploiting the sparsity property of NBI, especially the compressed sensing (CS) theory based methods are drawing great attention [22]. Nevertheless, the state-of-the-art CS-based methods are mostly designed for non-CP-OFDM systems, or the estimation is carried out at the preamble, which might turn out inaccurate for the payload data frames. Besides, it is difficult to design a practical observation matrix with satisfactory restricted isometry property (RIP) required by CS-based methods [22]. Thus, the performance is limited when the conditions of background noise or sparsity level are unideal. Sparse Bayesian learning (SBL), as another sparse recovery theory, was proposed [23] to solve block sparse recovery problems, but prior information of the block partition and the statistics of the unknown signal were required, and the stringent parametric assumptions of the NBI were impractical.

Different from the aforementioned existing schemes, the

This work was supported by the National Natural Science Foundation of China (Grant No. 61731012, 91638204, 61671396, 61371081, and 61871339), the Natural Science Foundation of Fujian Province of China (Grant No. 2019J05001), the Fundamental Research Funds for the Central Universities of China, US MURI AFOSR MURI 18RT0073, NSF CNS-1717454, CNS-1731424, CNS-1702850, CNS-1646607, and the open research fund of the National Mobile Communications Research Laboratory, Southeast University (No.2018D08). (Corresponding Author: Sicong Liu.)

Sicong Liu, Liang Xiao, and Yuliang Tang are with Department of Communication Engineering & Key Laboratory of Digital Fujian on IoT Communication, Architecture and Security Technology, Xiamen University, Xiamen 361005, P. R. China. (E-mail: {liusc, lxiao, tyl}@xmu.edu.cn)

Zhu Han is with the University of Houston, Houston, TX 77004 USA (e-mail: zhan2@uh.edu), and also with the Department of Computer Science and Engineering, Kyung Hee University, Seoul, South Korea, 446-701.

emerging and powerful machine learning theory and techniques, drawing tremendous research attention recently, can be a great inspiration to achieve a both efficient and reliable method of NBI recovery. In the research on machine learning, cross-entropy (CE) has been exploited as the loss function to train deep neural networks [24]. Nevertheless, the conventional CE method was not designed for sparse approximation. Moreover, the state-of-the-art research on sparse machine learning based NBI recovery using iterative cross-entropy guided training is insufficient in literature. To fill this gap, a sparse machine learning inspired probabilistic framework is formulated, and a novel algorithm called sparse CE minimization (SCEM) is proposed to iteratively learn the support distribution. The proposed method is capable of learning and recovering the NBI more efficiently and more accurately than state-of-the-art counterparts, supporting the harmonic coexistence of NB-IoT and LTE systems.

The main contributions are listed as follows:

- The theory of sparse machine learning with the method of CE-guided training is introduced to the area of NBI recovery for the first time. A novel probabilistic framework of sparse machine learning is formulated to recover and eliminate the NB-IoT interference to the LTE system, with higher spectral efficiency and recovery accuracy than the existing methods.
- A novel algorithm called SCEM based on sparse machine learning is proposed for NBI recovery, which iteratively learns the NBI support distribution guided by the CE as the loss function. An enhanced algorithm called regularized SCEM (RSCEM) is proposed by regularizing the loss function, which achieves better recovery accuracy and convergence rate.
- The proposed framework is extended to MIMO systems to utilize the spatial correlation of the NBI at multi-antennas. Thus the simultaneous SCEM (S-SCEM) algorithm is formulated, which combines the contributions from multiple antennas and simultaneously recovers the common support of the NBI to further improve the spectral efficiency and accuracy.

The rest of this paper is organized as follows: The related works are presented in Section II. The system model is presented in Section III. The main contribution of this paper, the proposed probabilistic framework formulation and the proposed algorithms of sparse machine learning for NBI recovery, are described in detail in Section IV. The performance of the proposed algorithms is evaluated through computer simulations in Section V, which is followed by the conclusions in Section VI.

Notation. Matrices and column vectors are denoted by boldface letters; frequency-domain and time-domain vectors are denoted by boldface vectors with tilde $\tilde{\mathbf{v}}$ and without tilde \mathbf{v} , respectively; $(\cdot)^\dagger$ and $(\cdot)^H$ denote the pseudo-inversion operation and conjugate transpose, respectively; $\|\cdot\|_r$ represents the ℓ_r norm operation; $|\Pi|$ denotes the cardinality of the set Π ; $\mathbf{v}|_\Pi$ denotes the entries of the vector \mathbf{v} in the set of Π ; \mathbf{A}_Π represents the sub-matrix comprised of the columns of the matrix \mathbf{A} indexed by Π ; Π^c denotes the complementary

set of Π ; $\text{supp}(\mathbf{v})$ denotes getting the support of \mathbf{v} .

Synonyms. BSBL (Block Sparse Bayesian Learning). CE (Cross-Entropy). CP (Cyclic Prefix). CRLB (Cramer-Rao Lower Bound). CS (Compressed Sensing). FTE (Frequency Threshold Excision). IBI (Inter-Block Interference). INR (Interference-to-Noise Ratio). LTE (Long Term Evolution). MIMO (Multiple-Input Multiple-Output). MSE (Mean Square Error). NBI (NarrowBand Interference). NB-IoT (NarrowBand Internet-of-Things). NLL (Negative Logarithm Likelihood). OFDM (Orthogonal Frequency Division Multiplexing). PA-SAMP (Priori Aided Sparsity Adaptive Matching Pursuit). RIP (Restricted Isometry Property). RSCEM (Regularized Sparse Cross-Entropy Minimization). SCEM (Sparse Cross-Entropy Minimization). S-SCEM (Simultaneous Sparse Cross-Entropy Minimization). SAMP (Sparsity Adaptive Matching Pursuit).

TABLE I
FREQUENTLY USED SYMBOLS

symbol	concept	symbol	concept
$\tilde{\mathbf{e}}_B$	block sparse NBI vector	$\Delta\tilde{\mathbf{e}}_B$	differential NBI vector
$\Delta\mathbf{p}$	NBI measurement vector	ϵ	AWGN error norm threshold
$\mathbf{S}_{G,N}$	$G \times N$ selection matrix	\mathbf{F}_N	$N \times N$ IDFT matrix
Ψ	observation matrix	$\mathbf{q}^{(k)}$	current support distribution
$\Pi_j^{(k)}$	candidate support	$\Pi_{[j]}^{(k)}$	favorable support
$r_j^{(k)}$	residue error norm	$\tilde{r}_j^{(k)}$	weighted average residue error norm
N_c	candidate supports number	N_f	favorable supports number
$\lambda_{[j]}$	regularization weight parameter	I_m	maximum iteration number
G	measurement vector length	N	OFDM sub-carrier number
N_R	MIMO receive antenna number	K	NBI sparsity level

II. RELATED WORKS

Some coexistence simulation results for in-band and guard band scenarios between NB-IoT and legacy systems are provided for initial analysis in the 3GPP technical document [25], which shows significant interference between NB-IoT and LTE systems. Ratasuk *et al* provided an analysis of the impacts of the NB-IoT signal on the link budget and block error rate performance of the LTE system [26]. Kim *et al* investigated the interference between NB-IoT and LTE systems in the “in-band” mode [27]. Wang and Wu gave an analysis of the coexistence between NB-IoT and LTE for the stand-alone mode, and studied the effects of NB-IoT to the performance of uplink LTE transmission [28].

Since the problem of the coexistence between NB-IoT and LTE systems is vital, there have been some conventional methods to combat against NBI. A commonly adopted approach is to directly null out the sub-carriers where NBI

is present, called frequency threshold excision (FTE) [17]. Nilsson proposed a linear minimum mean square error based method to estimate NBI [18]. A successive interference cancellation approach mitigating the NBI in a recursive manner was introduced in [19]. A soft decision based successive NBI cancellation method was further proposed by Darsena *et al* in [20]. Coulson designed a time-domain notch filter for NBI suppression based on linear prediction criterion before discrete Fourier transform at the transmitter [21]. The limitation of conventional methods mainly lies in that useful data might be lost, and that the statistics information or plenty of virtual sub-carriers are required.

To overcome the limitations of conventional methods, the CS theory, as a newly emerged powerful approach for sparse recovery, can be utilized to deal with the NBI estimation problem. CS-based methods were first investigated by Al-Dhahir *et al*, utilizing the null space to obtain the measurements of NBI for OFDM systems [29], [30]. In this work, the NBI could be recovered by using CS-based greedy algorithms. There have been studies on different CS-based greedy algorithms, such as subspace pursuit (SP) [31] proposed by W. Dai *et al* and sparsity adaptive matching pursuit (SAMP) [32] proposed by T. Do *et al*. The SP algorithm is able to recover sparse signals with or without noise disturbance costing low complexity [31]. The SAMP algorithm is designed to be adaptive to variant sparsity levels of the NBI. By dividing the iteration process into multiple stages, the SAMP algorithm is able to recover the sparse signal by iterative matching pursuit of the support basis without knowing its sparsity level [32].

Other CS-based methods were proposed to estimate the NBI, exploiting the time-domain training guard interval of time-domain synchronous OFDM (TDS-OFDM) systems [33] or the preamble in the frame header [34]. In the work of [33], the algorithm of priori aided SAMP (PA-SAMP) was proposed as an improvement of the classical algorithm SAMP [32], which makes use of the prior information of the partial NBI support acquired by the coarse power threshold method. Then the prior information was exploited in the initialization and iteration process to reduce the complexity and improve the accuracy. The two-dimensional correlation of the NBI was exploited in the framework of multiple measurements and structured CS, in literature [34]. The two-dimensional measurement data were obtained from the preambles in multiple receive antennas, and then utilized for the structured CS based recovery of the NBI. Another sparse recovery theory, sparse Bayesian learning (SBL), was proposed in [23] and has been utilized to effectively estimate the impulsive noise [35]. A block SBL (BSBL) based method of estimating the NBI generated by NB-IoT was proposed in [36], which is an improvement of the SBL-based method in [23]. The BSBL-based method employed parametric Bayesian inference iteratively to estimate the unknown deterministic parameters of the block sparse NBI [36]. However, the major limitation of CS-based methods is that the CS theory requires that an observation matrix with satisfactory RIP should be designed [22], which is difficult in practice. Furthermore, the performance is limited when the intensity of the background noise or sparsity level is large.

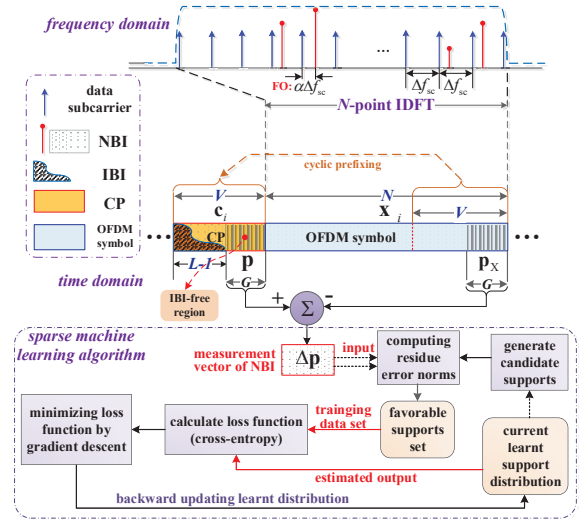


Fig. 1. Temporal Differential Measuring of NBI from CP-OFDM Frames and Sparse Machine Learning Based Framework Formulation for NBI Recovery in LTE Systems.

Machine learning has become a popular research trend in recent years, with many applications in the area of sparse composite regularization [37], anti-jamming [38], [39], as well as wireless communications [40]. A reinforcement learning based scheme was proposed in literature [38] for ultra-dense networks, which adaptively learns the policy of power control to improve the efficiency while mitigating the inter-cell interference. A two-dimensional anti-jamming mobile communication scheme based on reinforcement learning was proposed in literature [39], where a mobile device can achieve an optimal communication policy without the need to know the jamming and interference model in a dynamic game framework. As an important method in machine learning, the CE method is usually utilized for training deep neural networks and machine learning models, which has well solved many learning tasks such as pattern recognition, object classification and so on [41], [42]. Recently, a machine learning based method exploiting CE was proposed in [43] to improve hybrid precoding performance for mmWave massive MIMO systems, which introduced it to wireless communications research. Previously, the CE method was also adopted to solve combinatorial optimization problems in literature, which outperforms the brute-force approach [24], [44]. Different from the state-of-the-art methods, the proposed solution in this work introduces sparse machine learning to NBI estimation, and a novel algorithm based on CE minimization is proposed to efficiently learn the NBI support, which improves both the spectral efficiency and the estimation accuracy compared with existing approaches.

III. SYSTEM MODEL

A. Signal Model of LTE

As adopted in 3GPP standards of LTE [12], [13], the CP-OFDM frame structure is composed of the length- N OFDM block, where N is the number of sub-carriers with the sub-carrier spacing of Δf_{sc} , and the length- V CP in front, which

is formed by the last V samples of the OFDM block, as illustrated in Fig. 1.

After transmitted in the wireless multi-path fading channel with the channel impulse response (CIR) $\mathbf{h}_i = [h_{i,0}, h_{i,1}, \dots, h_{i,L-1}]^T$ in the presence of the NBI generated by the NB-IoT signal, the received i -th CP $\mathbf{c}_i = [c_{i,0}, c_{i,1}, \dots, c_{i,V-1}]^T$ before the i -th OFDM block \mathbf{x}_i is represented as

$$\mathbf{c}_i = \Psi_{\text{CP}} \mathbf{h}_i + \mathbf{e}_i + \mathbf{w}_i, \quad (1)$$

where $\mathbf{e}_i = [e_{i,0}, e_{i,1}, \dots, e_{i,V-1}]^T$ denotes the time-domain NBI vector located at the CP, \mathbf{w}_i denotes the additive white Gaussian noise (AWGN) vector with zero mean and variance of σ_w^2 , and $\Psi_{\text{CP}} \mathbf{h}_i$ denotes the received CP, with the matrix $\Psi_{\text{CP}} \in \mathbb{C}^{V \times L}$ represented as

$$\begin{bmatrix} x_{i,N-V} & x_{i-1,N-1} & x_{i-1,N-2} & \cdots & x_{i-1,N-L+1} \\ x_{i,N-V+1} & x_{i,N-V} & x_{i-1,N-1} & \cdots & x_{i-1,N-L+2} \\ x_{i,N-V+2} & x_{i,N-V+1} & x_{i,N-V} & \cdots & x_{i-1,N-L+3} \\ \vdots & \vdots & \vdots & \ddots & \vdots \\ x_{i,N-V+L-2} & x_{i,N-V+L-3} & x_{i,N-V+L-4} & \cdots & x_{i-1,N-1} \\ x_{i,N-V+L-1} & x_{i,N-V+L-2} & x_{i,N-V+L-3} & \cdots & x_{i,N-V} \\ x_{i,N-V+L} & x_{i,N-V+L-1} & x_{i,N-V+L-2} & \cdots & x_{i,N-V+1} \\ \vdots & \vdots & \vdots & \ddots & \vdots \\ x_{i,N-1} & x_{i,N-2} & x_{i,N-3} & \cdots & x_{i,N-L} \end{bmatrix}$$

The entries $\{x_{i-1,n}\}_{n=N-L+1}^{N-1}$ in the matrix Ψ_{CP} above represent the last $L-1$ samples of the preceding $(i-1)$ -th OFDM block \mathbf{x}_{i-1} , which causes inter-block-interference (IBI) on the following i -th CP. Since \mathbf{x}_{i-1} only causes IBI on the first $L-1$ samples of the i -th CP as illustrated in Fig. 1, the last $G = V - L + 1$ samples of \mathbf{c}_i will form the *IBI-free region* given by

$$\mathbf{p}_i = [c_{i,L-1}, c_{i,L}, \dots, c_{i,V-1}]^T = \mathbf{S}_{G,V} \mathbf{c}_i, \quad (2)$$

where $\mathbf{S}_{G,V}$ denotes the selection matrix composed of the last G rows of the $V \times V$ identity matrix \mathbf{I}_V . The IBI-free region exists in practical broadband transmission systems because a common rule for system design is to configure the guard interval length V to be much larger than the maximum channel delay spread L in the worst case to avoid IBI between OFDM symbols, which is specified in standards and supported in literature [12], [36], [45].

For simplicity of notations, the subscript of i denoting the frame number is omitted in the following content of this paper when there is no ambiguity about the current frame number, unless otherwise clearly stated. Then the IBI-free region can be rewritten as

$$\mathbf{p} = \mathbf{S}_{G,V} \Psi_{\text{CP}} \mathbf{h} + \mathbf{e} + \mathbf{w}, \quad (3)$$

where \mathbf{p} , \mathbf{e} , and \mathbf{w} consist of the last G entries of \mathbf{c}_i , \mathbf{e}_i , and \mathbf{w}_i in (1), respectively, while $\mathbf{S}_{G,V} \Psi_{\text{CP}} \in \mathbb{C}^{G \times L}$ is composed of the last G rows of Ψ_{CP} without the IBI component. Since the CP is the same with the last V samples of the OFDM block, there is a duplicate of the IBI-free region \mathbf{p} at the last G samples of its subsequent OFDM block, which can be denoted

by \mathbf{p}_X given by

$$\mathbf{p}_X = \mathbf{S}_{G,V} \Psi_{\text{CP}} \mathbf{h} + \mathbf{e}_X + \mathbf{w}_X, \quad (4)$$

where \mathbf{e}_X and \mathbf{w}_X denote the length- G time-domain NBI and AWGN vectors at the end of the OFDM block, respectively.

B. NBI Model Generated by NB-IoT

In LTE systems, the NB-IoT signal working in the ‘‘in-band’’ mode at the spectrum of LTE generates NBI to the receivers of the LTE system [46]. The widely adopted model of the NBI in the frequency domain is the superposition of several tone interferers, and each tone interferer is modeled by a band-limited Gaussian noise (BLGN) with the power spectral density (PSD) of $N_{0,\text{NBI}} = \sigma_e^2$ [47]. The frequency-domain location of the tone interferers can be randomly distributed among all N sub-carriers [47], [48], and different tone interferers are mutually independent [48]. Let $\tilde{\mathbf{e}}_i = [\tilde{e}_{i,0}, \tilde{e}_{i,1}, \dots, \tilde{e}_{i,N-1}]^T$ denote the frequency-domain NBI vector associated with the CP, and then each entry of the corresponding time-domain NBI signal e_i can be represented as

$$e_{i,n} = \sum_{k \in \Pi} \tilde{e}_{i,k} \cdot \exp\left(\frac{j2\pi kn}{N}\right), \quad n = 0, 1, \dots, V-1, \quad (5)$$

where $\Pi = \{k | \tilde{e}_{i,k} \neq 0, k = 0, 1, \dots, N-1\}$ is the set of the indices of nonzero entries, which is defined as the *support*. The sparsity level K is defined by the number of nonzero entries, which is much smaller than the signal dimension, i.e., $K = |\Pi| \ll N$. The interference-to-noise ratio (INR) γ is used to represent the intensity of the NBI, defined by $\gamma = \mathbb{E}\{\mathcal{P}_e\} / \sigma_w^2$, where $\mathcal{P}_e = \sum_{k \in \Pi} |\tilde{e}_{i,k}|^2 / K$ denotes the average power. Since the tone interferers are BLGN as described, the average power is $\mathbb{E}\{\mathcal{P}_e\} = \sigma_e^2$, yielding the INR $\gamma = \sigma_e^2 / \sigma_w^2$.

Since the bandwidth of NB-IoT is sufficiently small compared with that of LTE [49], the NBI generated by NB-IoT can be modeled as a sparse vector in the frequency domain, which has only few nonzero entries compared with the number of sub-carriers. The nonzero entries of the NBI are not necessarily located exactly at the frequencies of the OFDM sub-carriers in LTE, because in practice there might be a fractional frequency offset (FO) for the NB-IoT working frequency with respect to the OFDM sub-carriers. Thus, the generalized NBI model will become a block sparse vector due to the spectral leakage [50]. Then the frequency-domain block sparse NBI vector $\tilde{\mathbf{e}}_B = [\tilde{e}_{B,0}, \tilde{e}_{B,1}, \dots, \tilde{e}_{B,N-1}]^T$ associated with the CP can be represented as

$$\tilde{\mathbf{e}}_B = \mathbf{F}_N^H \mathbf{\Lambda}_{\text{FO}} \mathbf{F}_N \tilde{\mathbf{e}}_i, \quad (6)$$

where \mathbf{F}_N denotes the $N \times N$ inverse discrete Fourier transform (IDFT) matrix with the entry $\{\mathbf{F}_N\}_{m,n} = \exp(j2\pi mn/N) / \sqrt{N}$, and $\mathbf{\Lambda}_{\text{FO}} = \text{diag}\{1, \exp(j2\pi\alpha/N), \dots, \exp(j2\pi\alpha(N-1)/N)\}$ is the FO matrix, whose value of offset frequency can be modeled by a uniformly distributed variable $\alpha \in \mathcal{U}(-1/2, 1/2)$ [50]. Transforming the frequency-domain NBI signal (6) to the time domain by partial IDFT, the NBI vector associated with

the IBI-free region in (3) is obtained as

$$\mathbf{e} = \mathbf{S}_{G,N} \mathbf{F}_N \tilde{\mathbf{e}}_B. \quad (7)$$

There is a useful feature of NBI called *temporal correlation*, which can be utilized for measuring the NBI from the compound received signal containing both the NBI and the data components. The temporal correlation claims that, the NBI signal usually has invariant support and amplitude over one received OFDM frame of interest. This is because according to experiments and observations, the coherence time of the NBI signal is normally much larger than that of one OFDM symbol, and the working band of the NBI source such as NB-IoT is not changing so fast [36], [51], [52]. It is observed that usually the NB-IoT signal working in-band in LTE spectrum is located fixed in certain frequency locations [8], [11]. Temporal correlation is also verified by substantial field tests and experimental observations in real house and apartments [53].

Because of the temporal correlation, the frequency-domain NBI vectors associated with the CP part and the following OFDM block part share the same support and amplitude, with only a phase shift in between: Let $\tilde{\mathbf{e}}_{\text{BX}} = [\tilde{e}_{\text{BX},0}, \tilde{e}_{\text{BX},1}, \dots, \tilde{e}_{\text{BX},N-1}]^T$ denote the frequency-domain NBI vector associated with the CP's duplicate in the OFDM block given by (4), where the time-domain representation of $\tilde{\mathbf{e}}_{\text{BX}}$ is given by

$$\mathbf{e}_X = \mathbf{S}_{G,N} \mathbf{F}_N \tilde{\mathbf{e}}_{\text{BX}}. \quad (8)$$

Hence, $\tilde{\mathbf{e}}_{\text{BX}}$ can be derived by the phase shift of $\tilde{\mathbf{e}}_B$ associated with the CP in (3), which can be represented as

$$\tilde{e}_{\text{BX},k} = \tilde{e}_{B,k} \exp\left(\frac{j2\pi(k+\alpha)\Delta l_B}{N}\right), k = 0, 1, \dots, N-1, \quad (9)$$

where the value of FO α determines the phase to shift, and Δl_B is the corresponding time-domain distance between the CP and its duplicate in the OFDM block.

Note that $\Delta l_B = N$ as illustrated in Fig. 1, so it can be further derived that $\tilde{e}_{\text{BX},k} = \tilde{e}_{B,k} \exp(j2\pi\alpha)$, which yields a simpler relation only related with α given by

$$\tilde{\mathbf{e}}_{\text{BX}} = \exp(j2\pi\alpha) \tilde{\mathbf{e}}_B. \quad (10)$$

IV. PROBABILISTIC SPARSE MACHINE LEARNING BASED FRAMEWORK FORMULATION AND ALGORITHMS FOR NBI RECOVERY

In this section, the probabilistic framework of sparse machine learning as well as the sparse combinatorial optimization problem for NBI recovery is firstly formulated in Section IV-A. Then the proposed sparse machine learning based iterative algorithm called SCEM is introduced in detail in Section IV-B, followed by the enhanced algorithm of RSCEM imposing regularization on the loss function in Section IV-C. Afterwards, the extension of the proposed method to MIMO systems is presented in Section IV-D.

A. Probabilistic Sparse Machine Learning Framework Formulation for NBI Recovery

The ultimate goal of this work is to accurately recover the NBI vector $\tilde{\mathbf{e}}_{\text{BX}}$ located at the OFDM data block and eliminate it from the data, which can be done by estimating $\tilde{\mathbf{e}}_B$ and using the relation in (10). Hence, firstly the measurement of the NBI $\tilde{\mathbf{e}}_B$ should be obtained, and a probabilistic sparse machine learning based framework can be formulated to efficiently recover the NBI using the proposed algorithms.

The measurement vector of the NBI can be obtained using the temporal differential measuring operation [36]. Specifically, as illustrated in Fig. 1, the measurement vector can be obtained by the differential operation between the received IBI-free region \mathbf{p} in (3) and its duplicate \mathbf{p}_X in (4) at the end of the OFDM block, which nulls out the cyclic data component $\mathbf{S}_{G,V} \Psi_{\text{CP}} \mathbf{h}$, yielding the measurement vector of the NBI

$$\Delta \mathbf{p} = \Delta \mathbf{e} + \Delta \mathbf{w}, \quad (11)$$

where $\Delta \mathbf{e} = \mathbf{e} - \mathbf{e}_X$ and $\Delta \mathbf{w} = \mathbf{w} - \mathbf{w}_X$. Thus by substituting (7) and (8) into (11), the measurement vector can be rewritten as

$$\Delta \mathbf{p} = \mathbf{S}_{G,N} \mathbf{F}_N \Delta \tilde{\mathbf{e}}_B + \Delta \mathbf{w}, \quad (12)$$

where $\Delta \tilde{\mathbf{e}}_B$ is given by

$$\Delta \tilde{\mathbf{e}}_B = \tilde{\mathbf{e}}_B - \tilde{\mathbf{e}}_{\text{BX}} = (1 - \exp(j2\pi\alpha)) \tilde{\mathbf{e}}_B, \quad (13)$$

whose support is the same with that of $\tilde{\mathbf{e}}_B$ and $\tilde{\mathbf{e}}_{\text{BX}}$.

After obtaining the measurement of the NBI in (12), the probabilistic sparse machine learning framework of NBI recovery can be formulated, by which the support distribution of the NBI can be learnt using the proposed algorithms. Because of the sparsity of the frequency-domain NBI vector, it is crucial to recover its support, i.e., the set of the indices of the nonzero entries. Since the sparsity level of the NBI is K , it is required that the unknown NBI vector $\Delta \tilde{\mathbf{e}}_B \in \mathbb{C}^N$ to be reconstructed in (12) should satisfy

$$\|\Delta \tilde{\mathbf{e}}_B\|_0 \leq K \quad (14)$$

where $\|\cdot\|_0$ denotes the ℓ_0 -norm, i.e., the number of nonzero entries. To recover the optimal NBI vector based on the measurement in (12), we should solve the optimization problem given by

$$\Delta \hat{\mathbf{e}}_B^* = \arg \min_{\Delta \tilde{\mathbf{e}}_B} \|\Delta \mathbf{p} - \mathbf{S}_{G,N} \mathbf{F}_N \Delta \tilde{\mathbf{e}}_B\|_2, \text{ s.t. } \|\Delta \tilde{\mathbf{e}}_B\|_0 \leq K, \quad (15)$$

where $\Delta \hat{\mathbf{e}}_B^*$ denotes the optimal NBI vector to be recovered from the measurement $\Delta \mathbf{p}$ in (12) that minimizes the residue error norm r , with r given by

$$r = \|\Delta \mathbf{p} - \mathbf{S}_{G,N} \mathbf{F}_N \Delta \tilde{\mathbf{e}}_B\|_2. \quad (16)$$

In the conventional perspective of signal processing, the problem in (15) is intractable, because of the non-convex constraint of ℓ_0 -norm. Since the constraint is a sparse one, it can be regarded as a sparse combinatorial optimization problem. Let Ξ denote the set of all possible supports of sparse vectors

satisfying the constraint in (14), we have

$$\Xi = \{ \text{supp}(\Delta \tilde{\mathbf{e}}_B \in \mathbb{C}^N) \mid \|\Delta \tilde{\mathbf{e}}_B\|_0 \leq K \}, \quad (17)$$

so the size of the set Ξ of possible solutions is given by

$$|\Xi| = \sum_{k=0}^{K-1} C_N^k = \sum_{k=0}^{K-1} \frac{N!}{(N-k)!k!}. \quad (18)$$

It can be noted from (18) that the possible supports of the solution space is exponentially and combinatorially increasing with the problem size N and K .

Some sparse approximation methods, including the popular CS-based theory, have been exploited to relax the non-convex optimization problem to a tractable one in literature. For instance, the non-convex ℓ_0 -norm constraint in (15) can be relaxed to the convex ℓ_1 -norm minimization problem [22] as

$$\arg \min_{\Delta \tilde{\mathbf{e}}_B} \|\Delta \tilde{\mathbf{e}}_B\|_1, \text{ s.t. } \|\Delta \mathbf{p} - \mathbf{S}_{G,N} \mathbf{F}_N \Delta \tilde{\mathbf{e}}_B\|_2 \leq \epsilon, \quad (19)$$

where ϵ denotes the error norm bound due to the background AWGN noise $\Delta \mathbf{w}$, and thus convex programming can be exploited to solve it [54]. However, the performance of the CS-based methods is dependent on the RIP of the observation matrix [22], [55]. Besides, performance degradation could be caused due to intensive background noise and large sparsity level [22]. The spectral efficiency could still be improved because many measurement samples have to be reserved in the guard interval for CS-based methods [33].

To overcome the difficulties of state-of-the-art methods, a probabilistic sparse machine learning based approach called SCEM is proposed for NBI recovery, which is able to efficiently solve the non-convex sparse combinatorial optimization problem in (15) without strict prior RIP requirements for the observation matrix $\mathbf{S}_{G,N} \mathbf{F}_N$, and much more spectrum-efficient by reducing the cost of measurement data. The proposed algorithm significantly develops the conventional CE method [24] to accommodate the sparse recovery problem, and the unknown sparse NBI signal can be accurately recovered, as described in detail in the next sub-section.

B. Proposed Sparse Machine Learning Inspired Algorithm: Sparse Cross-Entropy Minimization

Based on the probabilistic framework of sparse learning, the purpose of the SCEM algorithm proposed in this paper is to efficiently solve the sparse combinatorial optimization problem in (15) by iteratively minimizing the cross-entropy between the current support distribution and the one minimizing the residue error norm. The pseudo-code of the proposed SCEM algorithm is summarized in **Algorithm 1**, and the computing flowchart of the essential computing modules, parameters, nodes, and data flows of the algorithm is illustrated in Fig. 2.

It can be observed from Fig. 2 that the proposed sparse machine learning algorithm iteratively learns the probability distribution of the NBI support by minimizing the loss function (i.e., the cross-entropy). In each iteration within the algorithm loop, the algorithm generates a set of candidate supports randomly based on the current support distribution $\mathbf{q}^{(k)}$ (initialized by $\mathbf{q}^{(0)}$), and computes the corresponding

residue error norms using the measurement vector from the input. After sorting the residue error norms, the set of favorable supports is selected out, which serves as the training data set. Then, the loss function is computed by calculating the cross-entropy between the training data set and the estimated output. By minimizing the loss function using gradient descent, the support distribution is backward updated to $\mathbf{q}^{(k+1)}$ for the next iteration. This process will drive the support distribution gradually to be trained towards the one with minimum estimation error. The iterations continue until the halting condition of the algorithm is met, and the output of the algorithm is thus achieved.

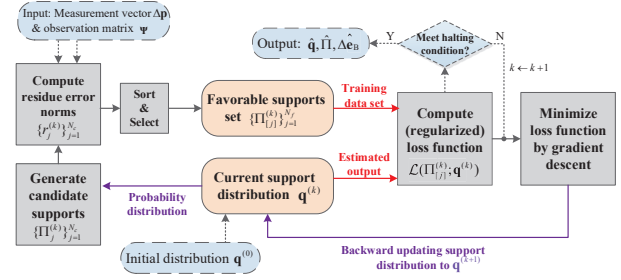


Fig. 2. Computing flowchart of the Iterative Sparse Machine Learning Based Algorithm of SCEM for NBI Recovery

The overall structure and explanations of **Algorithm 1** are described as follows:

Phase 1 - Input. The measurement vector $\Delta \mathbf{p}$, the observation matrix Ψ , the residue error norm threshold ϵ given in (19), and the number of candidate supports and favorable supports, i.e., N_c and N_f , are input to the algorithm.

Phase 2 - Initialization. The initial probability distribution of the NBI support is set as $\mathbf{q}^{(0)} \leftarrow \frac{1}{2} \cdot \vec{\mathbf{1}}_{N \times 1}$, where $\mathbf{q}^{(k)} = [q_0^{(k)}, q_1^{(k)} \cdots q_{N-1}^{(k)}]^T$, and $q_n^{(k)}$ denotes the probability that the n -th entry is in the NBI support $\Pi^{(k)}$, i.e.,

$$\Pr(n \in \Pi^{(k)}) = q_n^{(k)}, n = 0, \cdots, N-1. \quad (20)$$

Since the nonzero entries can be randomly distributed in the support, assuming each entry has an initial probability of 0.5 to be nonzero is rational without loss of generality.

Phase 3 - Main iterations. The main process is composed of multiple iterations, and terminates until the halting condition of the algorithm is met. The main process includes the following steps:

1) Candidate supports generation (Line 4): N_c candidate supports $\{\Pi_j^{(k)}\}_{j=1}^{N_c}$ are generated based on the support distribution $\mathbf{q}^{(k)}$. Each candidate support $\Pi_j^{(k)}$ is generated in an efficient and simple recursive manner to obtain a K -sparse support. Let π_l denote the current temporary support in the recursive generation process, where the initial temporary support $\pi_0 = \{0, 1, \cdots, N-1\}$. Then, based on the current temporary support π_l and its corresponding probability $\{q_n^{(k)}\}_{n \in \pi_l}$ derived from the current support distribution $\mathbf{q}^{(k)}$, a more sparse temporary support π_{l+1} can be generated by a Bernoulli trial on each entry $n \in \pi_l$ as

$$\pi_{l+1} = \{n | n \in \pi_l, \text{ and } f_n^{(\pi_l)} = 1\}, \quad (21)$$

Algorithm 1 (SCEM): Sparse Cross-Entropy Minimization for Sparse Machine Learning Based NBI Recovery

Input:

- 1) Measurement vector $\Delta \mathbf{p}$
- 2) Observation matrix $\Psi = \mathbf{S}_{G,N} \mathbf{F}_N$
- 3) Threshold for residue error norm ϵ
- 4) Candidate supports number N_c , favorable supports number N_f , maximum iteration number I_m

Initialization:

- 1: $\mathbf{q}^{(0)} \leftarrow \frac{1}{2} \cdot \mathbf{1}_{N \times 1}$ (initial probability distribution of the NBI support)
- 2: $k \leftarrow 0$ (iteration count number)

Iterations:

- 3: **repeat**
- 4: Randomly generate N_c candidate supports $\{\Pi_j^{(k)}\}_{j=1}^{N_c}$ based on the current support distribution $\mathbf{q}^{(k)}$, where each candidate support is generated in a recursive way s.t. $|\Pi_j^{(k)}| \leq K, j = 1, \dots, N_c$
- 5: Compute the corresponding NBI vectors $\{\Delta \tilde{\mathbf{e}}_{B,j}^{(k)}\}_{j=1}^{N_c}$, s.t. $\Delta \tilde{\mathbf{e}}_{B,j}^{(k)} \Big|_{\Pi_j^{(k)}} \leftarrow \Psi_{\Pi_j^{(k)}}^\dagger \Delta \mathbf{p}, \quad \Delta \tilde{\mathbf{e}}_{B,j}^{(k)} \Big|_{\Pi_j^{(k)c}} \leftarrow \mathbf{0}$
- 6: Calculate the corresponding residue error norms $r_j^{(k)} = \left\| \Delta \mathbf{p} - \Psi \Delta \tilde{\mathbf{e}}_{B,j}^{(k)} \right\|_2, j = 1, \dots, N_c$
- 7: Sort $\{r_j^{(k)}\}_{j=1}^{N_c}$ in the ascending order as $r_{[1]}^{(k)} \leq r_{[2]}^{(k)} \leq \dots \leq r_{[N_c]}^{(k)}$
- 8: Select the N_f smallest residue error norms $\{r_{[j]}^{(k)}\}_{j=1}^{N_f}$, and set the corresponding supports $\{\Pi_{[j]}^{(k)}\}_{j=1}^{N_f}$ as the favorable supports
- 9: Update the probability distribution of NBI support to $\mathbf{q}^{(k+1)}$ by minimizing the CE based on (23)
- 10: $k \leftarrow k + 1$
- 11: **until** $r_{[1]}^{(k-1)} \leq \epsilon$ or $k > I_m$ (halting condition)

Output:

- 1) Learnt support probability distribution $\hat{\mathbf{q}} = \mathbf{q}^{(k)}$
 - 2) Recovered NBI support $\hat{\Pi} = \Pi_{[1]}^{(k-1)}$
 - 3) Recovered sparse NBI vector $\Delta \hat{\mathbf{e}}_B = \Delta \tilde{\mathbf{e}}_{B,[1]}^{(k-1)}$
-

where the $\{0, 1\}$ -valued parameter $f_n^{(\pi_l)}$ is the outcome of the Bernoulli trial on entry $n \in \pi_l$ with Bernoulli probability $q_n^{(k)}$. Afterwards, $l \leftarrow l + 1$ and keep doing this until $|\pi_l| \leq K$, and then the candidate support is set as $\Pi_j^{(k)} = \pi_l$.

2) Computing NBI and residue (Lines 5-6): the estimated NBI vectors $\{\Delta \tilde{\mathbf{e}}_{B,j}^{(k)}\}_{j=1}^{N_c}$ corresponding to the candidate supports are calculated based on the least squares principle implemented on the candidate supports $\{\Pi_j^{(k)}\}_{j=1}^{N_c}$, and the corresponding residue error norms $\{r_j^{(k)}\}_{j=1}^{N_c}$ are calculated by (16) using the estimated NBI vectors.

3) Favorable supports selection (Lines 7-8): the candidate supports are sorted by the residue error norms in the ascending order in order to pick out the best N_f candidate supports with smallest estimation error, which is closest to the real NBI support and regarded as the favorable supports $\{\Pi_{[j]}^{(k)}\}_{j=1}^{N_f}$. The implicit probability distribution implied by the favorable

supports is the training target of the current support distribution $\mathbf{q}^{(k)}$, which is gradually driven towards the ground-truth distribution by iteratively minimizing the CE between them.

4) Learning support distribution by minimizing CE (Line 9): The CE is utilized as the loss function $\mathcal{L}(\Pi_{[j]}^{(k)}; \mathbf{q}^{(k)})$ in the perspective of machine learning theory, which is given by

$$\mathcal{L}(\Pi_{[j]}^{(k)}; \mathbf{q}^{(k)}) = -\frac{1}{N_f} \sum_{j=1}^{N_f} \ln \Pr \left(\Pi_{[j]}^{(k)} \Big| \mathbf{q}^{(k)} \right), \quad (22)$$

where $\{-\ln \Pr(\Pi_{[j]}^{(k)} | \mathbf{q}^{(k)})\}$ is the negative logarithm likelihood (NLL) of the favorable support $\Pi_{[j]}^{(k)}$ conditioned on the current probability distribution $\mathbf{q}^{(k)}$. By minimizing the loss function in (22), the current support distribution $\mathbf{q}^{(k)}$ is updated to $\mathbf{q}^{(k+1)}$, which is given by

$$\mathbf{q}^{(k+1)} = \arg \min_{\mathbf{q}^{(k)}} \left\{ -\frac{1}{N_f} \sum_{j=1}^{N_f} \ln \Pr \left(\Pi_{[j]}^{(k)} \Big| \mathbf{q}^{(k)} \right) \right\}, \quad (23)$$

Let a $\{0, 1\}$ -valued length- N vector $\mathbf{f}_{[j]}$ denote the favorable support $\Pi_{[j]}^{(k)}$, where its n -th entry $f_{[j],n} = (\mathbf{f}_{[j]})_n$ satisfies

$$f_{[j],n} = \begin{cases} 1, & n \in \Pi_{[j]}^{(k)} \\ 0, & n \notin \Pi_{[j]}^{(k)} \end{cases} \quad (24)$$

Then the conditional probability $\Pr(\Pi_{[j]}^{(k)} | \mathbf{q}^{(k)})$ in the CE in (23) is given by

$$\Pr(\Pi_{[j]}^{(k)} | \mathbf{q}^{(k)}) = \Pr(\mathbf{f}_{[j]} | \mathbf{q}^{(k)}), \quad (25)$$

where $f_{[j],n}$ is a Bernoulli random variable given by

$$\Pr(f_{[j],n} = 1) = q_n^{(k)}, \quad \Pr(f_{[j],n} = 0) = 1 - q_n^{(k)}. \quad (26)$$

Thus, one can derive that

$$\Pr(\mathbf{f}_{[j]} | \mathbf{q}^{(k)}) = \prod_{n=0}^{N-1} \left(q_n^{(k)} \right)^{f_{[j],n}} \left(1 - q_n^{(k)} \right)^{1-f_{[j],n}}. \quad (27)$$

By substituting (27) into (23), the first derivative of the CE with respect to $q_n^{(k)}$ can be derived as

$$\begin{aligned} & \frac{\partial}{\partial q_n^{(k)}} \left\{ -\frac{1}{N_f} \sum_{j=1}^{N_f} \ln \Pr \left(\Pi_{[j]}^{(k)} \Big| \mathbf{q}^{(k)} \right) \right\} \\ &= \frac{\partial}{\partial q_n^{(k)}} \left\{ -\frac{1}{N_f} \sum_{j=1}^{N_f} \left[f_{[j],n} \ln q_n^{(k)} + (1 - f_{[j],n}) \ln(1 - q_n^{(k)}) \right] \right\} \\ &= -\frac{1}{N_f} \sum_{j=1}^{N_f} \left[\frac{f_{[j],n}}{q_n^{(k)}} - \frac{1 - f_{[j],n}}{1 - q_n^{(k)}} \right]. \end{aligned} \quad (28)$$

To minimize the CE, the first derivative (28) is set to zero, so the updated support distribution $\mathbf{q}^{(k+1)}$ can be learnt by

$$q_n^{(k+1)} = \frac{1}{N_f} \sum_{j=1}^{N_f} f_{[j],n}, \quad n = 0, 1, \dots, N-1. \quad (29)$$

5) Iteration switching (Line 10-11): if the halting condition is satisfied when $r_{[1]}^{(k-1)} \leq \epsilon$ or $k > I_m$, the algorithm ends.

Otherwise, the algorithm goes into the next iteration.

Phase 4 - Output. The output of the algorithm includes the learnt support probability distribution $\hat{\mathbf{q}} = \mathbf{q}^{(k)}$, the recovered NBI support $\hat{\Pi} = \Pi_{[1]}^{(k-1)}$, and the recovered sparse NBI vector $\Delta \hat{\mathbf{e}}_{\text{B}} = \Delta \tilde{\mathbf{e}}_{\text{B},[1]}^{(k-1)}$, which obtains the solution of the sparse combinatorial optimization problem in (15) as $\Delta \hat{\mathbf{e}}_{\text{B}}^* = \Delta \hat{\mathbf{e}}_{\text{B}}$.

Afterwards, $\tilde{\mathbf{e}}_{\text{B}}$ can be calculated by (13) and the NBI $\tilde{\mathbf{e}}_{\text{BX}}$ associated with the OFDM block can be calculated through (10). Then, the NBI can be directly eliminated from the information data in the frequency domain just by subtracting $\tilde{\mathbf{e}}_{\text{BX}}$ from the received frequency-domain OFDM sub-carriers \mathbf{X} , which is given by

$$\mathbf{X}^0 = \mathbf{X} - \tilde{\mathbf{e}}_{\text{BX}}, \quad (30)$$

where \mathbf{X} is the DFT of the received OFDM block \mathbf{x}_i as illustrated in Fig. 1, while \mathbf{X}^0 is the frequency-domain OFDM data block free from the NB-IoT interference. Thus, the NBI-free OFDM data block can be then used for information demapping and decoding.

C. Enhanced Sparse Machine Learning Based Algorithm: Regularized SCEM

In the proposed SCEM algorithm where the CE plays the important role of loss function, each NLL corresponding to each favorable support $\Pi_{[j]}^{(k)}$ has an average contribution to the CE given in (23), so the favorable supports with different residue error norms contribute the same to the loss function. In fact, different supports should reflect different contributions on the loss function so as to encourage the algorithm to learn the support with less error. Out of this insight, an enhanced sparse learning algorithm of RSCEM is proposed, in which the loss function in (22) is regularized by multiplying with the weighting parameter $\lambda_{[j]}$ to generate the regularized loss function $\mathcal{L}_{\text{reg}}(\Pi_{[j]}^{(k)}; \mathbf{q}^{(k)})$ given by

$$\mathcal{L}_{\text{reg}}(\Pi_{[j]}^{(k)}; \mathbf{q}^{(k)}) = -\frac{1}{N_f} \sum_{j=1}^{N_f} \lambda_{[j]} \ln \Pr \left(\Pi_{[j]}^{(k)} \middle| \mathbf{q}^{(k)} \right), \quad (31)$$

where the regularization weighting parameter $\lambda_{[j]}$ is given by

$$\lambda_{[j]} = \frac{\bar{r}^{(k)}}{r_{[j]}^{(k)}}, \quad j = 1, 2, \dots, N_f, \quad (32)$$

where $\bar{r}^{(k)}$ is the average residue error norm over the favorable supports given by

$$\bar{r}^{(k)} = \frac{1}{N_f} \sum_{j=1}^{N_f} r_{[j]}^{(k)}. \quad (33)$$

Note that a smaller residue error norm $r_{[j]}^{(k)}$ leads to a larger weighting parameter $\lambda_{[j]}$ in (32). Hence, the NLL corresponding to a more accurate support will have a larger contribution to the regularized loss function in (31), which will drive the support distribution $\mathbf{q}^{(k)}$ to converge to the ground-truth support more accurately and more efficiently. The pseudo-code of RSCEM is thus similar to that of SCEM given in **Algorithm 1** except for the procedure of minimizing the loss function in Line 9, where the regularized loss function is

now adopted to update the distribution as given by

$$\mathbf{q}^{(k+1)} = \arg \min_{\mathbf{q}^{(k)}} -\frac{1}{N_f} \sum_{j=1}^{N_f} \lambda_{[j]} \ln \Pr \left(\Pi_{[j]}^{(k)} \middle| \mathbf{q}^{(k)} \right). \quad (34)$$

To calculate the minimum regularized loss function in (34), the same notation as in the previous sub-section, i.e. the Bernoulli vector $\mathbf{f}_{[j]}$ in (24) denoting the favorable support $\Pi_{[j]}^{(k)}$, is inherited. Through similar deduction from (24) to (27), and substituting (27) into (34), the first derivative of the regularized loss function with respect to $q_n^{(k)}$ can be obtained, represented as

$$\begin{aligned} & \frac{\partial}{\partial q_n^{(k)}} \left\{ -\frac{1}{N_f} \sum_{j=1}^{N_f} \lambda_{[j]} \ln \Pr \left(\Pi_{[j]}^{(k)} \middle| \mathbf{q}^{(k)} \right) \right\} \\ &= \frac{\partial}{\partial q_n^{(k)}} \left\{ -\frac{1}{N_f} \sum_{j=1}^{N_f} \lambda_{[j]} \left[f_{[j],n} \ln q_n^{(k)} + (1 - f_{[j],n}) \ln(1 - q_n^{(k)}) \right] \right\} \\ &= -\frac{1}{N_f} \sum_{j=1}^{N_f} \lambda_{[j]} \left[\frac{f_{[j],n}}{q_n^{(k)}} - \frac{1 - f_{[j],n}}{1 - q_n^{(k)}} \right]. \end{aligned} \quad (35)$$

Setting the first derivative of the regularized loss function given in (35) to zero, the regularized loss function can be minimized, yielding the updated support probability distribution $\mathbf{q}^{(k+1)}$ given by

$$q_n^{(k+1)} = \frac{\sum_{j=1}^{N_f} \lambda_{[j]} f_{[j],n}}{\sum_{j=1}^{N_f} \lambda_{[j]}}, \quad n = 0, 1, \dots, N-1. \quad (36)$$

Comparing (36) with (29), it can be observed that, for the algorithm of SCEM, all the entries $\{f_{[j],n}\}_{j=1}^{N_f}$ have the same contribution to the updating of $q_n^{(k+1)}$ in (29), so the different accuracy among favorable supports are not taken into consideration. On the other hand, for the enhanced RSCEM algorithm, a more accurate support $\Pi_{[j]}^{(k)}$ will impose a larger weighting parameter $\lambda_{[j]}$ on and have a larger contribution to the updating of $q_n^{(k+1)}$ as implied by (36). In fact, (29) can be regarded as a special case of (36) when $\lambda_{[j]} = 1$, $j = 1, 2, \dots, N_f$. Consequently, it can be derived that the enhanced RSCEM algorithm will learn the ground-truth support distribution more accurately and more efficiently than SCEM, which is also validated in the simulation results in the next section.

D. Extension to MIMO: Simultaneous Multi-Antenna NBI Recovery Algorithm

The proposed method can be extended to MIMO systems to further improve the estimation accuracy by exploiting the spatial correlation of the NBI. Due to the spatial correlation, the received NBI signals at different receive antennas in the MIMO system share the same support, i.e., the locations of nonzero entries are the same, although their amplitudes might be different [34]. One can make use of the spatial correlation in the iterations of the proposed sparse machine learning algorithm to simultaneously recover the NBI signals contaminating multiple receive antennas.

Algorithm 2 (S-SCEM): Simultaneous Sparse Cross-Entropy Minimization for NBI Recovery in MIMO System

Input:

- 1) Measurement vectors $\{\Delta \mathbf{p}_t\}_{t=1}^{N_R}$ at N_R receive antennas
- 2) Observation matrix $\Psi = \mathbf{S}_{G,N} \mathbf{F}_N$
- 3) Threshold for residue error norm ϵ
- 4) Parameters N_c, N_f, I_m

Initialization:

- 1: $\mathbf{q}^{(0)} \leftarrow \frac{1}{2} \cdot \vec{\mathbf{1}}_{N \times 1}$
- 2: $k \leftarrow 0$

Iterations:

- 3: **repeat**
- 4: Randomly generate N_c candidate supports $\{\Pi_j^{(k)}\}_{j=1}^{N_c}$ based on the current support distribution $\mathbf{q}^{(k)}$ s.t. $|\Pi_j^{(k)}| \leq K, j = 1, \dots, N_c$
- 5: For each candidate support $\Pi_j^{(k)}, j = 1, \dots, N_c$, compute N_R NBI vectors $\{\Delta \tilde{\mathbf{e}}_{B,j(t)}^{(k)}\}_{t=1}^{N_R}$, s.t. $\Delta \tilde{\mathbf{e}}_{B,j(t)}^{(k)} \Big|_{\Pi_j^{(k)}} \leftarrow \Psi_{\Pi_j^{(k)}}^\dagger \Delta \mathbf{p}_t, \quad \Delta \tilde{\mathbf{e}}_{B,j(t)}^{(k)} \Big|_{\Pi_j^{(k)c}} \leftarrow \mathbf{0}$
- 6: For each candidate support $\Pi_j^{(k)}, j = 1, \dots, N_c$, calculate N_R residue error norms: $\{r_{j(t)}^{(k)} = \|\Delta \mathbf{p}_t - \Psi \Delta \tilde{\mathbf{e}}_{B,j(t)}^{(k)}\|_{2}\}_{t=1}^{N_R}$
- 7: Calculate the weighted average residue error norms $\{\bar{r}_j^{(k)}\}_{j=1}^{N_c}$ by: $\bar{r}_j^{(k)} = \sum_{t=1}^{N_R} \beta_t \cdot r_{j(t)}^{(k)}$, with β_t given by (37)
- 8: Sort the weighted average residue error norms in the ascending order as $\bar{r}_{[1]}^{(k)} \leq \bar{r}_{[2]}^{(k)} \leq \dots \leq \bar{r}_{[N_c]}^{(k)}$
- 9: Select the N_f smallest weighted average residue error norms $\{\bar{r}_{[j]}^{(k)}\}_{j=1}^{N_f}$, and set $\{\Pi_{[j]}^{(k)}\}_{j=1}^{N_f}$ as the *favorable supports*
- 10: Update the probability distribution of NBI support to $\mathbf{q}^{(k+1)}$ by minimizing the CE based on (23)
- 11: $k \leftarrow k + 1$
- 12: **until** $\bar{r}_{[1]}^{(k-1)} \leq \epsilon$ or $k > I_m$ (halting condition)

Output:

- 1) Learnt support probability distribution $\hat{\mathbf{q}} = \mathbf{q}^{(k)}$
 - 2) Estimated common sparse NBI support $\hat{\Pi} = \Pi_{[1]}^{(k-1)}$
 - 3) Estimated N_R NBI vectors $\{\Delta \hat{\mathbf{e}}_{B(t)} = \Delta \tilde{\mathbf{e}}_{B,[1](t)}^{(k-1)}\}_{t=1}^{N_R}$
-

Specifically, the SC EM algorithm in **Algorithm 1** can be extended to the MIMO system to formulate the algorithm called simultaneous SC EM (S-SC EM), whose details are presented in **Algorithm 2**. The input includes the measurement vectors at N_R receive antennas, denoted by $\{\Delta \mathbf{p}_t\}_{t=1}^{N_R}$, obtained by the temporal differential measuring operations on the N_R receive antennas as in (12) for the single antenna case. Other input parameters and the initialization process are similar to those of SC EM. For the k -th iteration in the repeated loop, firstly, the N_c candidate supports $\{\Pi_j^{(k)}\}_{j=1}^{N_c}$ are generated in the same way as that of SC EM. Then, for each candidate support $\Pi_j^{(k)}$, the N_R NBI vectors $\{\Delta \tilde{\mathbf{e}}_{B,j(t)}^{(k)}\}_{t=1}^{N_R}$ and residue error norms $\{r_{j(t)}^{(k)}\}_{t=1}^{N_R}$ corresponding to the N_R receive antennas are calculated. Note that the method of sorting the residue

error norms is different from SC EM in the MIMO case. In order to take the contributions of all the receive antennas into account, the residue error norms over the N_R receive antennas can be summed up for each candidate support $\Pi_j^{(k)}$ before sorting them. An alternative approach is weighted averaging, where the weights $\{\beta_t\}_{t=1}^{N_R}$ are proportional to the signal-to-noise ratio (SNR) given by

$$\beta_t = \frac{\rho_t}{\sum_{r=1}^{N_R} \rho_r}, t = 1, \dots, N_R, \quad (37)$$

where ρ_t is the SNR at the t -th receive antenna and can be estimated through the pilot power versus the noise floor level. Thus the weighted average $\bar{r}_j^{(k)}$ of the residue error norms for candidate support $\Pi_j^{(k)}$ is given by

$$\bar{r}_j^{(k)} = \sum_{t=1}^{N_R} \beta_t \cdot r_{j(t)}^{(k)}. \quad (38)$$

In **Algorithm 2**, the weighted average is adopted to determine the average residue error and sort the candidate supports. After summing or weighted averaging, the information of the residue error norms from all the receive antennas can be exploited to sort the candidate supports, and generate N_f favorable supports $\{\Pi_{[j]}^{(k)}\}_{j=1}^{N_f}$ by picking out the best N_f ones. Afterwards, the current probability distribution of the support is similarly updated by minimizing the CE according to (23). The halting condition is similar to that of SC EM when weighted average is adopted, while the threshold should be $N_R \epsilon$ when summing is adopted before sorting. Finally, the output of S-SC EM is the estimated common NBI support $\hat{\Pi}$ and the estimated N_R NBI vectors $\{\Delta \hat{\mathbf{e}}_{B(t)}\}_{t=1}^{N_R}$ that can be utilized to eliminate all the NBI signals at the N_R receive antennas, respectively.

V. PERFORMANCE EVALUATION AND SIMULATION RESULTS

A. Computational Complexity Analysis

The computational complexity of the proposed algorithms are theoretically and numerically analyzed and compared as follows.

For the proposed algorithms, considering the complexity of each iteration of SC EM in **Algorithm 1**: Line 4 (generating N_c candidate supports) - $\mathcal{O}(N_c)$; Line 5 (calculating N_c NBI vectors) - $\mathcal{O}(N_c G K^2)$; Line 6 (calculating N_c residue error norms) - $\mathcal{O}(N_c G K)$; Lines 7 - 8 (sorting N_c residue error norms and selecting N_f smallest ones) - $\mathcal{O}(N_c \log N_c)$; Line 9 (updating the NBI support distribution) - $\mathcal{O}(N N_f)$. Therefore, summing them together, the total complexity of each iteration of SC EM is $\mathcal{O}(N_c G K^2 + N N_f)$. Similarly, since RSC EM only involves the calculation of N_f weighting parameters in (32) with the complexity of $\mathcal{O}(N_f)$, one can derive that the total complexity of each iteration of RSC EM is also $\mathcal{O}(N_c G K^2 + N N_f)$. Then, considering the maximum iteration number I_m , the total complexity of the SC EM and RSC EM algorithms are $\mathcal{O}(I_m(N_c G K^2 + N N_f))$. The complexity of the S-SC EM algorithm for MIMO systems can be similarly derived as $\mathcal{O}(I_m(N_R N_c G K^2 + N N_f))$. Compared

with the existing block SBL-based algorithm which costs a complexity of $\mathcal{O}(u^2N^2G)$, where u is another parameter related with the NBI block distribution [36], the proposed algorithms can recover the NBI with an acceptable and comparable complexity.

From the above analysis, it can be noted that apart from the sparsity level K of the NBI, the complexity performance of the proposed algorithm is mainly dependent on the choice of the parameters N_c , N_f , and I_m . If a larger value of N_c and N_f is chosen, the computational complexity will be linearly increased. On the other hand, since more candidate supports are generated from the distribution, and more favorable supports with smallest estimation error are selected to calculate the CE for the learning and training process, each iteration will be further approaching the ground-truth distribution, which makes the algorithm to converge more rapidly. Thus, the required total maximum iteration number I_m can be reduced in order to reach the halting condition of estimation error given by $r_{[1]}^{(k-1)} \leq \epsilon$ in **Algorithm 1**.

Therefore, there is a tradeoff between the computational complexity of each iteration and the total number of iterations I_m . If the learning agent (e.g. LTE base station) has more available computing resource and hopes to deal with a real-time NBI estimation and cancellation, then choosing a larger N_c and N_f is more suitable. Otherwise if computing resource is the bottleneck but longer delay is tolerable such as for some cost-effective terminal, N_c and N_f can be set smaller. Empirically, $N_c=70$, $N_f=15$ and $I_m = 15$ are set in the following simulations in this work, which leads to a moderate computational complexity and convergence rate.

Furthermore, the performance of the parameters influencing the computational complexity of the proposed algorithm is evaluated through numerical analysis as follows.

First, the parameters of the number of candidate and favorable supports N_c , N_f , and the maximum iteration number I_m are investigated in order to reach successful NBI estimation. A successful NBI estimation is recognized if the support is recovered correctly and the mean square error (MSE) of estimation is smaller than 10^{-3} . The numerical analysis result for the parameters is listed in Table II, where the NBI signal dimension N is assumed to be fixed at 600. As specified in the 3GPP LTE standards [12], the active data OFDM sub-carrier number is set as $N = 600$ (when the number of resource block is 50), which is the signal dimension of the NBI. It can be observed that the numerical analysis is consistent with the theoretical analysis above. For example, when considering $K = 26$, if a larger value of $N_c = 98$ and $N_f = 26$ is chosen, I_m can be reduced to 15 compared with 23. In this way, the convergence rate is faster due to fewer iterations, but the cost is that each iteration is more computationally complicated. Besides, when we investigate all over the three sparsity levels $K = 13, 26, 39$, it can be observed that when $N_c = 70$ and $N_f = 15$ are fixed, then I_m should be set larger for a larger K to allow more iterations and longer algorithm delay.

However, the overall computational complexity $\mathcal{O}(I_m(N_cGK^2 + NN_f))$ has similar order for different parameter choices with the same sparsity level because it is observed from Table II that I_m changes in the opposite

TABLE II
PARAMETERS OF PROPOSED ALGORITHM TO REACH SUCCESSFUL NBI RECOVERY WITH DIFFERENT SPARSITY LEVEL K .

K	13		26		39	
I_m	15	20	15	23	15	31
N_c	70	62	98	70	143	70
N_f	15	11	26	15	32	15

direction to N_c and N_f . Moreover, it can be noted that with the rapid linear increase of K , the parameters required to reach successful NBI estimation is not increasing as fast and the overall complexity is kept at an acceptable level in different conditions. This validates the advantage and efficiency of the proposed sparse machine learning algorithm in training and approximating the ground-truth distribution rapidly compared with blind random exploration.

Second, the actual number of iterations needed upon successful estimation ($\text{MSE} < 10^{-3}$) with respect to sparsity level K is investigated for both state-of-the-art and the proposed algorithms through numerical analysis, as shown in Table III. The performance of the state-of-the-art CS-based algorithms called sparsity adaptive matching pursuit (SAMP) [32] and priori aided SAMP (PA-SAMP) [33] is also evaluated for comparison. It is shown that the actual number of iterations for CS-based algorithms increase approximately linear with sparsity level K . On the other hand, the actual number of iterations needed by the proposed algorithms, which reflects the convergence rate, almost keeps invariant, which is consistent with the theoretical analysis. This is because N_c and N_f can be adjusted accordingly with the increase of K , although each iteration will cost more computational complexity. It is also verified that setting the maximum iteration number as $I_m = 15$ for all the three proposed algorithms is sufficient to recover the NBI accurately. Thus the processing delay of the proposed algorithms in the learning agent is properly guaranteed and constrained. Besides, it is observed from Table III that, the proposed enhanced algorithms of RSCEM and S-SCEM need fewer iterations than SCEM and thus converge faster, which shows that the regularization of the loss function and the exploitation of the spatial correlation can bring significant benefit to the training and learning process.

TABLE III
THE AVERAGE NUMBER OF ACTUAL ITERATIONS OF DIFFERENT NBI RECOVERY ALGORITHMS W.R.T SPARSITY LEVEL K .

sparsity level K	Conv. PA-SAMP	Conv. SAMP	Prop. SCEM	Prop. RSCEM	Prop. S-SCEM
13	10.5	12.8	12.5	10.6	8.3
26	22.4	26.1	12.4	10.5	8.5
39	34.8	38.6	12.6	10.7	8.8

B. Simulation Results of NBI Estimation and Elimination

The performance of the proposed methods for the estimation and elimination of the NB-IoT interference to the LTE system

is evaluated by extensive simulations. The proposed algorithms of SCEM and RSCEM are simulated in the single-input single-output (SISO) system, while the proposed S-SCEM algorithm is simulated in a 4×4 MIMO system with $N_R = 4$ using weighted averaging given in (38) as the criterion of sorting and selecting the favorable supports.

As specified in the 3GPP LTE standards [12], the length of each CP is set as $V = 144$ when the active data OFDM sub-carrier number is $N = 600$. The sub-carrier spacing is 15 kHz, so the occupied active data bandwidth is configured as 9.0 MHz [12], leading to a CP duration of $4.68 \mu s$. In this operation mode of LTE, the total number of sub-carriers considering inactive and other ones is 1024, and the total channel bandwidth is 10.0 MHz [12], [13]. The equivalent baseband multipath six-tap channel called the ITU-R Vehicular-A channel model [56], which is widely used to emulate the wireless mobile channel, is applied, where the UE receiver velocity of 20 km/h is used to present the typical low-speed mobile channel. The maximum delay spread of the Vehicular-A channel is $2.51 \mu s$, which is equivalent to the channel length $L = 76$, so the size of the IBI-free region is $G = 68$. In the simulations, the size of the IBI-free region can be pre-determined according to the system configuration of frame length and the maximum channel delay spread of the adopted channel. According to the CS theory in literature, the CS-based methods require the measurement vector length G to be in order of $\mathcal{O}(K \log(N))$ [22], which means the size of the IBI-free region is sufficient for effective recovery with overwhelming high probability. Based on the simulation results that will be reported in Fig. 4, setting the measurement vector length G to be 68 is more than sufficient for accurate recovery using the proposed sparse machine learning based algorithms. In realistic implementation, the maximum channel delay spread can also be obtained from the *a priori* knowledge of the channel environment and channel statistics, or from the coarse channel estimation of the path delays using the correlation of training sequences at the receiver [57]. The turbo code with code rate of $1/3$ as well as the 64QAM modulation as specified in the LTE standards [12] are adopted.

As described in Section III-B, each tone interferer of the NBI generated by the NB-IoT signal follows a Gaussian distribution. The FO of the NBI is configured to be *a priori* known as $\alpha = 0.20$ in the simulations, while it can also be effectively estimated at the receiver through the grid search method [29] in realistic implementation. Since each NB-IoT service occupies a bandwidth of 200 kHz according to the NB-IoT specifications [8], which is equivalent to 13 sub-carriers in the LTE spectrum, the sparsity level of the NBI is assumed to be $K = 13$. To make the NBI model more general, the support Π of the NBI is assumed to follow a uniform distribution $U[0, N - 1]$ among all the N sub-carriers. Unless otherwise specifically stated, the INR of the NBI is configured as $\gamma = 15$ dB in the simulations.

As described in the previous numerical analysis, the parameters $N_c = 70$, $N_f = 15$, and $I_m = 15$ are proper configuration for the proposed algorithms of SCEM, RSCEM, and S-SCEM. The performance of the state-of-the-art CS-based algorithms including subspace pursuit (SP) [31], SAMP [32] and PA-

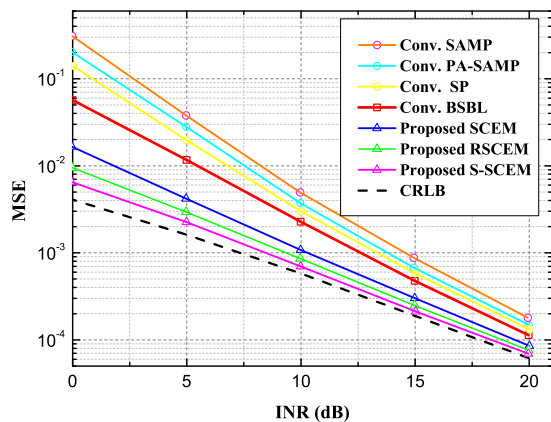


Fig. 3. MSE performance comparisons of the proposed sparse machine learning based method and the conventional counterparts for NBI recovery in the LTE system under the wireless Vehicular-A channel.

SAMP [33], as well as the block SBL-based algorithm called block SBL (BSBL) [36], is also evaluated and reported for comparison. The simulation is carried out by Matlab R2017b on the platform of Intel Core i7 with frequency of 2.80GHz and RAM of 8.00GB. In the evaluation, the learning agent is the agent operating the proposed sparse machine learning algorithms on a wireless cellular transmission terminal specified by 3GPP LTE standards [12], in the presence of the interference from NB-IoT system.

The mean square error (MSE) performance of NBI recovery using the proposed methods are shown in Fig. 3, with the y-axis being logarithmic. The performance of the proposed sparse machine learning based methods (SCEM, RSCEM, and S-SCEM with 4×4 MIMO configuration), the conventional SBL-based algorithm BSBL [36], and the conventional CS-based methods (PA-SAMP [33] and SAMP [32]) are depicted. The theoretical Cramer-Rao lower bound (CRLB) calculated by $2\sigma_w^2(K/G)$ [33], [58] is also included as a benchmark. It is noted from Fig. 3 that the proposed algorithms of S-SCEM, RSCEM, and SCEM achieve a target MSE of 10^{-3} at the INR of 8.6 dB, 9.3 dB, and 10.4 dB, respectively. It is demonstrated that the proposed S-SCEM algorithm has the best performance by exploiting the spatial correlation of the NBI to simultaneously improve the estimation accuracy. It is also shown that the proposed enhanced algorithm RSCEM achieves a further INR gain of about 1.1 dB over the SCEM algorithm, by imposing regularization on the loss function. Moreover, it can be observed that the proposed approaches outperform the conventional sparse approximation algorithms of BSBL, SP, PA-SAMP, and SAMP by approximately 3.3 dB, 4.0 dB, 4.5 dB, and 5.3 dB, respectively. It is also noted from Fig. 3 that the MSE of the proposed algorithms are asymptotically approaching the theoretical CRLB with the increase of the INR, which verifies the high accuracy of the proposed sparse learning method for NBI recovery.

Moreover, it is shown in Fig. 4 that the MSE of the proposed algorithms decreases fast with the increase of the measurement vector length G , i.e., the length of the received IBI-free region \mathbf{p} in (3) utilized for NBI measurement as shown in Fig. 1, whereas the decrease of the MSE of the conventional sparse

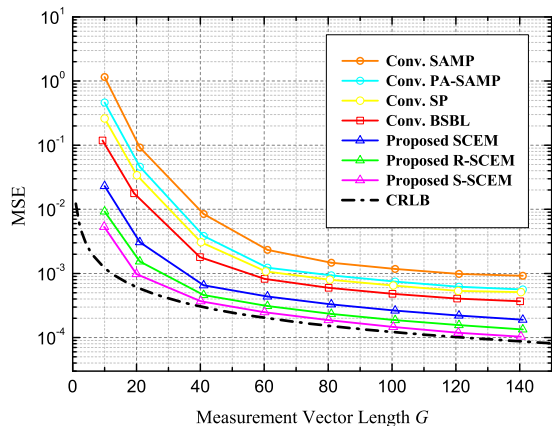


Fig. 4. MSE performance of the NBI recovery using the proposed and conventional algorithms with respect to the measurement vector length G .

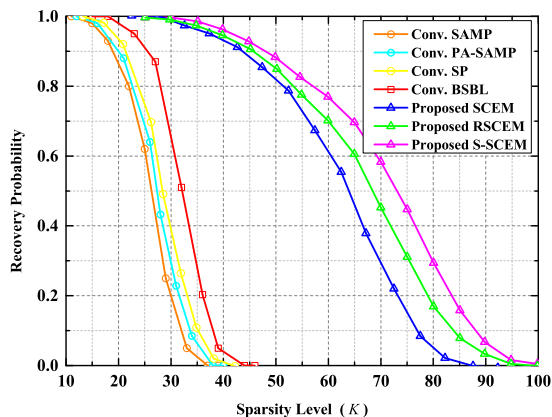


Fig. 5. Probability of NBI recovery using the proposed and conventional methods in the LTE system under the wireless Vehicular-A channel.

approximation methods is much slower. At the MSE of 10^{-3} , the proposed algorithms of S-SCEM, RSCEM, and SCEM cost only $G = 20$, 28, and 35 time-domain samples of the IBI-free region, respectively, whereas the SBL-based and CS-based algorithms cost more than 55 and 65 samples. Hence, it can be concluded that the introduction of sparse machine learning will greatly reduce the amount of measurement data required for accurate recovery, achieving higher spectral efficiency than conventional counterparts.

The recovery probability of the proposed method for NBI recovery versus the sparsity level K under the Vehicular-A channel is depicted in Fig. 5. The recovery probability is defined as the probability of the effective NBI estimation (i.e. correct support estimation and $\text{MSE} < 10^{-3}$), which is calculated by the ratio of the number of effective NBI estimations to the total 10^3 simulations in Fig. 5. It is noted that the proposed algorithms reach a successful recovery probability of 0.90 at the sparsity level of $K = 45$, which significantly outperforms the conventional SBL-based and CS-based algorithms with $K = 26$ and $K = 22$, respectively. It is thus validated that the proposed methods can accurately recover the NBI with much larger sparsity levels using limited measurement data compared with the conventional sparse approximation algorithms. Since each NB-IoT signal occupies 13 sub-carriers

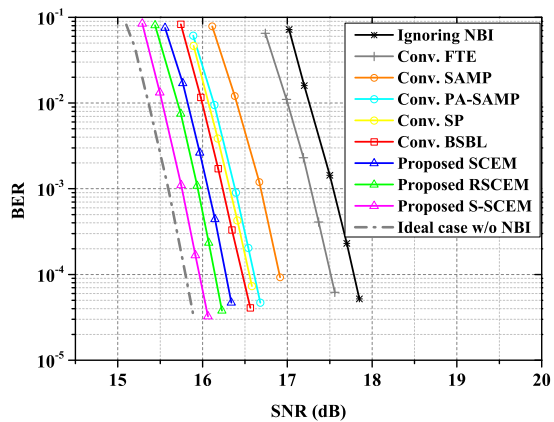


Fig. 6. BER performance comparison of different NBI mitigation schemes in the LTE system under wireless Vehicular-A channel in the presence of NBI.

in the LTE spectrum, it can be inferred that the proposed method is capable of effectively recovering and eliminating at least 3 “in-band” NB-IoT interfering signals in the LTE system.

The bit error rate (BER) performance of the proposed method at the UE receiver in the LTE system under the wireless Vehicular-A channel is illustrated in Fig. 6. Apart from the conventional CS-based and SBL-based algorithms [32], [33], [36], the BER performance of the conventional FTE method [17] is also reported for comparison. The worst case ignoring NBI and the ideal case without NBI are also depicted as benchmarks. It can be observed that at the target BER of 10^{-4} , the proposed sparse machine learning based algorithms significantly outperform the state-of-the-art SBL-based algorithm, the existing CS-based algorithms, the traditional FTE method, and the case ignoring NBI by about 0.5 dB, 0.7 dB, 1.5 dB, and 1.8 dB, respectively. This implies that the NBI can be more effectively recovered and eliminated in the proposed probabilistic framework of sparse machine learning using the iterative learning algorithms compared with state-of-the-art counterparts. Furthermore, it is shown in Fig. 6 that the gap between the curves of the proposed algorithms and the ideal case without NBI is only about 0.2 dB, validating the accuracy and effectiveness of the proposed schemes for NBI mitigation in the heterogeneous networks composed of NB-IoT and LTE systems.

VI. CONCLUSIONS

In this paper, a novel sparse machine learning based probabilistic framework of NBI recovery is formulated for harmonic coexistence of NB-IoT and LTE systems. The original non-convex sparse combinatorial optimization problem of NBI recovery is efficiently and accurately solved by the proposed sparse learning algorithm of SCEM, which iteratively learns the probability distribution, i.e. the sparse pattern, of the NBI support by minimizing the loss function of cross-entropy. By imposing regularization on the loss function, the enhanced algorithm of RSCEM is proposed to further improve the convergence rate and accuracy. Furthermore, the spatial correlation of the NBI in multiple receive antennas of the MIMO system

is exploited to simultaneously recover the NBI signals more accurately and efficiently. It is verified by theoretical analysis and numerical simulation results that the proposed algorithms outperform state-of-the-art counterparts in spectrum efficiency, estimation accuracy and computational complexity. Using the proposed method, both the UEs and the base stations in LTE systems can be protected from the contamination of NB-IoT interference. Moreover, the proposed scheme can also be widely applied in other wireless heterogeneous networks and broadband systems contaminated by NBI.

REFERENCES

- [1] B. Di, L. Song, Y. Li, and Z. Han, "V2X meets NOMA: Non-orthogonal multiple access for 5G-enabled vehicular networks," *IEEE Wireless Communications*, vol. 24, no. 6, pp. 14–21, Dec. 2017.
- [2] M. B. Alaya, S. Medjah, T. Monteil, and K. Drira, "Toward semantic interoperability in oneM2M architecture," *IEEE Communications Magazine*, vol. 53, no. 12, pp. 35–41, Dec. 2015.
- [3] B. Zhang, Y. Li, D. Jin, P. Hui, and Z. Han, "Social-aware peer discovery for D2D communications underlying cellular networks," *IEEE Trans. Wireless Commun.*, vol. 14, no. 5, pp. 2426–2439, May 2015.
- [4] Y. Niu, C. Gao, Y. Li, L. Su, D. Jin, and A. V. Vasilakos, "Exploiting device-to-device communications in joint scheduling of access and backhaul for mmWave small cells," *IEEE Journal on Selected Areas in Communications*, vol. 33, no. 10, pp. 2052–2069, Oct. 2015.
- [5] L. Xiao, Y. Li, C. Dai, H. Dai, and H. V. Poor, "Reinforcement learning-based NOMA power allocation in the presence of smart jamming," *IEEE Trans. Veh. Technol.*, vol. 67, no. 4, pp. 3377–3389, Apr. 2018.
- [6] Y. Sun, F. Tong, Z. Zhang, and S. He, "Throughput modeling and analysis of random access in narrowband internet of things," *IEEE Internet of Things Journal*, vol. 5, no. 3, pp. 1485–1493, Jun. 2018.
- [7] Y. Li, K. Chi, H. Chen, Z. Wang, and Y. Zhu, "Narrowband internet of things systems with opportunistic D2D communication," *IEEE Internet of Things Journal*, vol. 5, no. 3, pp. 1474–1484, Jun. 2018.
- [8] J. Gozalvez, "New 3GPP standard for IoT," *IEEE Vehicular Technology Magazine*, vol. 11, no. 1, pp. 14–20, Feb. 2016.
- [9] Y. Li, X. Cheng, Y. Cao, D. Wang, and L. Yang, "Smart choice for the smart grid: Narrowband internet of things (NB-IoT)," *IEEE Internet of Things Journal*, vol. 5, no. 3, pp. 1505–1515, Jun. 2018.
- [10] G. Tsoukaneri, M. Condoluci, T. Mahmoodi, M. Dohler, and M. K. Marina, "Group communications in narrowband-IoT: Architecture, procedures, and evaluation," *IEEE Internet of Things Journal*, vol. 5, no. 3, pp. 1539–1549, Jun. 2018.
- [11] C. Hoymann, D. Astely, M. Stattin, G. Wikstrom, J. F. Cheng, A. Høglund, M. Frenne, R. Blasco, J. Huschke, and F. Gunnarsson, "LTE release 14 outlook," *IEEE Communications Magazine*, vol. 54, no. 6, pp. 44–49, Jun. 2016.
- [12] *3GPP TS 36.211 v10.3.0 – Evolved Universal Terrestrial Radio Access (E-UTRA); Physical Channels and Modulation (Release 8)*, 3GPP ETSI Std., Sep. 2011.
- [13] *3GPP TS 36.104 v11.4.0 – Evolved Universal Terrestrial Radio Access (E-UTRA); Base Station (BS) radio transmission and reception (Release 11)*, 3GPP ETSI Std., Apr. 2013.
- [14] A. Ghosh, R. Ratasuk, B. Mondal, N. Mangalvedhe, and T. Thomas, "LTE-advanced: next-generation wireless broadband technology," *IEEE Wireless Communications*, vol. 17, no. 3, pp. 10–22, Jun. 2010.
- [15] A. Rico-Alvarino, M. Vajapeyam, H. Xu, X. Wang, Y. Blankenship, J. Bergman, T. Tirronen, and E. Yavuz, "An overview of 3GPP enhancements on machine to machine communications," *IEEE Commun. Mag.*, vol. 54, no. 6, pp. 14–21, Jun. 2016.
- [16] L. P. Qian, A. Feng, Y. Huang, Y. Wu, B. Ji, and Z. Shi, "Optimal SIC ordering and computation resource allocation in MEC-aware NOMA NB-IoT networks," *IEEE Internet of Things Journal*, pp. 1–1, 2018.
- [17] S. Kai, Z. Yi, B. Kelleci, T. Fischer, E. Serpedin, and A. Karsilayan, "Impacts of narrowband interference on OFDM-UWB receivers: analysis and mitigation," *IEEE Trans. Signal Process.*, vol. 55, no. 3, pp. 1118–1128, Mar. 2007.
- [18] R. Nilsson, F. Sjöberg, and J. LeBlanc, "A rank-reduced LMMSE canceller for narrowband interference suppression in OFDM-based systems," *IEEE Trans. Commun.*, vol. 51, no. 12, pp. 2126–2140, Dec. 2003.
- [19] D. Darsena, "Successive narrowband interference cancellation for OFDM systems," *IEEE Commun. Lett.*, vol. 11, no. 1, pp. 73–75, Jan. 2007.
- [20] D. Darsena and F. Verde, "Successive NBI cancellation using soft decisions for OFDM systems," *IEEE Signal Processing Letters*, vol. 15, pp. 873–876, 2008.
- [21] A. J. Coulson, "Bit error rate performance of OFDM in narrowband interference with excision filtering," *IEEE Transactions on Wireless Communications*, vol. 5, no. 9, pp. 2484–2492, 2006.
- [22] D. Donoho, "Compressed sensing," *IEEE Trans. Inf. Theory*, vol. 52, no. 4, pp. 1289–1306, Apr. 2006.
- [23] Z. Zhang and B. Rao, "Extension of SBL algorithms for the recovery of block sparse signals with intra-block correlation," *IEEE Trans. Signal Process.*, vol. 61, no. 8, pp. 2009–2015, Apr. 2013.
- [24] D. P. Kroese, R. Y. Rubinstein, I. Cohen, S. Porotsky, and T. Taimre, "Cross-entropy method," in *Encyclopedia of Operations Research and Management Science*. Springer, 2013, pp. 326–333.
- [25] *3GPP TSG-RAN R4-77AH-IoT-0005 – Coexistence simulation results for in-band and guard band scenarios*, 3GPP TSG-RAN WG4, ZTE, Std., Jan. 2016.
- [26] R. Ratasuk, J. Tan, N. Mangalvedhe, M. H. Ng, and A. Ghosh, "Analysis of NB-IoT deployment in LTE guard-band," in *IEEE 85th Vehicular Technology Conference (VTC Spring)*, Sydney, Australia, Jun. 2017.
- [27] H. Kim, S. Cho, J. Oh, and G. Jo, "Analysis of LTE and NB-IoT coexistence," in *International Conference on Information and Communication Technology Convergence (ICTC)*, Jeju, South Korea, Oct. 2017.
- [28] Y. Wang and Z. Wu, "A coexistence analysis method to apply ACLR and ACS between NB-IoT and LTE for stand-alone case," in *International Conference on Instrumentation & Measurement, Computer, Communication and Control (IMCCC)*, Harbin, China, Dec. 2016.
- [29] A. Gomaa and N. Al-Dhahir, "A sparsity-aware approach for NBI estimation in MIMO-OFDM," *IEEE Trans. Wireless Commun.*, vol. 10, no. 6, pp. 1854–1862, Jun. 2011.
- [30] H. Al-Tous, I. Barhumi, and N. Al-Dhahir, "Mitigation of narrow-band interference in two-way AF-OFDM relaying systems using compressive sensing," in *IEEE Wireless Communications and Networking Conference*, Doha, Qatar, Apr. 2016.
- [31] W. Dai and O. Milenkovic, "Subspace pursuit for compressive sensing signal reconstruction," *IEEE Trans. Inf. Theory*, vol. 55, no. 5, pp. 2230–2249, May 2009.
- [32] T. Do, G. Lu, N. Nguyen, and T. Tran, "Sparsity adaptive matching pursuit algorithm for practical compressed sensing," in *Asilomar Conference on Signals, Systems and Computers*, Pacific Grove, CA, Oct. 2008, pp. 581–587.
- [33] S. Liu, F. Yang, and J. Song, "Narrowband interference cancellation based on priori aided compressive sensing for DTMB systems," *IEEE Trans. Broadcast.*, vol. 61, no. 1, pp. 66–74, Mar. 2015.
- [34] S. Liu, F. Yang, W. Ding, X. Wang, and J. Song, "Two-dimensional structured-compressed-sensing-based NBI cancellation exploiting spatial and temporal correlations in MIMO systems," *IEEE Trans. Veh. Technol.*, vol. 65, no. 11, pp. 9020–9028, Nov. 2016.
- [35] J. Lin, M. Nassar, and B. L. Evans, "Impulsive noise mitigation in powerline communications using sparse Bayesian learning," *IEEE Journal on Selected Areas in Communications*, vol. 31, no. 7, pp. 1172–1183, Jul. 2013.
- [36] S. Liu, F. Yang, J. Song, and Z. Han, "Block sparse Bayesian learning-based NB-IoT interference elimination in LTE-advanced systems," *IEEE Trans. Commun.*, vol. 65, no. 10, pp. 4559–4571, Oct. 2017.
- [37] Y. Li, X. Cheng, and G. Gui, "Co-Robust-ADMM-Net: Joint ADMM framework and DNN for robust sparse composite regularization," *IEEE Access*, vol. 6, pp. 47943–47952, Aug. 2018.
- [38] H. Zhang, M. Min, L. Xiao, S. Liu, P. Cheng, and M. Peng, "Reinforcement learning-based interference control for ultra-dense small cells," in *2018 IEEE Global Communications Conference (GLOBECOM)*, Dec. 2018, pp. 1–6.
- [39] L. Xiao, D. Jiang, D. Xu, H. Zhu, Y. Zhang, and H. V. Poor, "Two-dimensional antijamming mobile communication based on reinforcement learning," *IEEE Transactions on Vehicular Technology*, vol. 67, no. 10, pp. 9499–9512, Oct. 2018.
- [40] G. Gui, H. Huang, Y. Song, and H. Sari, "Deep learning for an effective nonorthogonal multiple access scheme," *IEEE Transactions on Vehicular Technology*, vol. 67, no. 9, pp. 8440–8450, Sep. 2018.
- [41] G. E. Hinton and R. R. Salakhutdinov, "Reducing the dimensionality of data with neural networks," *Science*, vol. 313, no. 5786, pp. 504–507, Jul. 2006.
- [42] C. Robert, *Machine Learning, a Probabilistic Perspective*. MIT Press, 2012.

- [43] Y. Lu, C. Cheng, J. Yang, and G. Gui, "Improved hybrid precoding scheme for mmWave large-scale MIMO systems," *IEEE Access*, vol. 7, pp. 12 027–12 034, Jan. 2019.
- [44] P.-T. De Boer, D. P. Kroese, S. Mannor, and R. Y. Rubinstein, "A tutorial on the cross-entropy method," *Annals of operations research*, vol. 134, no. 1, pp. 19–67, Feb. 2005.
- [45] *ITU G.9960. Unified High-Speed Wire-Line Based Home Networking Transceivers - System Architecture and Physical Layer Specification*, ITU-T Std., Jun. 2010.
- [46] J. Xu, J. Yao, L. Wang, Z. Ming, K. Wu, and L. Chen, "Narrowband internet of things: Evolutions, technologies, and open issues," *IEEE Internet of Things Journal*, vol. 5, no. 3, pp. 1449–1462, Jun. 2018.
- [47] D. Umehara, H. Nishiyori, and Y. Morihira, "Performance evaluation of CMFB transmultiplexer for broadband power line communications under narrowband interference," in *IEEE International Symposium on Power Line Communications (ISPLC)*, Orlando, FL, Mar. 2006.
- [48] A. Tonello and F. Pecile, "Efficient architectures for multiuser FMT systems and application to power line communications," *IEEE Trans. Commun.*, vol. 57, no. 5, pp. 1275–1279, May 2009.
- [49] J. Chen, K. Hu, Q. Wang, Y. Sun, Z. Shi, and S. He, "Narrowband internet of things: Implementations and applications," *IEEE Internet of Things Journal*, vol. 4, no. 6, pp. 2309–2314, Dec. 2017.
- [50] M. S. Sohail, T. Y. Al-Naffouri, and S. N. Al-Ghadhban, "Narrow band interference cancelation in OFDM: A structured maximum likelihood approach," in *IEEE 13th International Workshop on Signal Processing Advances in Wireless Communications (SPAWC)*, Cesme, Turkey, Jun. 2012.
- [51] H. C. Ferreira, L. Lampe, J. Newbury, and T. G. Swart, *Power Line Communications - Theory and Applications for Narrowband and Broadband Communications over Power Lines*. Chichester, UK: Wiley, 2010.
- [52] J. Zhang and J. Meng, "Noise resistant OFDM for power-line communication systems," *IEEE Trans. Power Del.*, vol. 25, no. 2, pp. 693–701, Apr. 2010.
- [53] J. Corts, L. Dez, F. Caete, and J. Snchez-Martnez, "Analysis of the indoor broadband power-line noise scenario," *IEEE Trans. Electromagn. Compat.*, vol. 52, no. 4, pp. 849–858, Sep. 2010.
- [54] E. Candes and T. Tao, "Decoding by linear programming," *IEEE Trans. Inf. Theory*, vol. 51, no. 12, pp. 4203–4215, Dec. 2005.
- [55] Z. Han, H. Li, and W. Yin, *Compressive sensing for wireless networks*. Cambridge University Press, UK, 2013.
- [56] *Guideline for Evaluation of Radio Transmission Technology for IMT-2000*, Recommendation ITU-R M. 1225 Std., 1997.
- [57] L. Dai, Z. Wang, and Z. Yang, "Spectrally efficient time-frequency training OFDM for mobile large-scale MIMO systems," *IEEE J. Sel. Areas Commun.*, vol. 31, no. 2, pp. 251–263, Feb. 2013.
- [58] S. M. Kay, *Fundamentals of Statistical Signal Processing, Volumn I: Estimation Theory*. New Jersey, USA: Prentice-Hall, 1993.