

A Formal Causal Interpretation of the Case-Crossover Design

Zach Shahn^{*1}, Miguel A. Hernán^{2,3}, and James M. Robins²

¹IBM Research, Yorktown Heights, NY

²Departments of Epidemiology and Biostatistics, Harvard University T H Chan School of Public Health, Boston, MA

³Harvard-MIT Division of Health Sciences and Technology, Boston, MA, U.S.A.

June 9, 2021

Abstract

The case-crossover design (Machure, 1991) is widely used in epidemiology and other fields to study causal effects of transient treatments on acute outcomes. However, its validity and causal interpretation have only been justified under informal conditions. Here, we place the design in a formal counterfactual framework for the first time. Doing so helps to clarify its assumptions and interpretation. In particular, when the treatment effect is non-null, we identify a previously unnoticed bias arising from strong common causes of the outcome at different person-times. We analyze the direction and size of this bias and demonstrate its potential importance with simulations. We also use our derivation of the limit of the case-crossover estimator to analyze its sensitivity to treatment effect heterogeneity, a violation of one of the informal criteria for validity. The upshot of this work for practitioners is that, while the case-crossover design can be useful for testing the causal null hypothesis in the presence of baseline confounders, extra caution is warranted when using the case-crossover design for point estimation of causal effects.

1 Introduction

The case-crossover design (Machure, 1991) is used in epidemiology and other fields to study causal effects of transient treatments on acute outcomes. One major advantage of the case-crossover design is that it only requires information from individuals who experience the outcome of interest (the cases). Another appealing feature is that under certain circumstances (which we will discuss at length) the case-crossover estimator adjusts for unobserved time invariant confounding. In a seminal application of this design (Mittleman et al., 1993), researchers obtained data on the physical activity (a transient treatment) of individuals who experienced a myocardial infarction (MI, an acute outcome). They then defined any person-times less than one hour after vigorous activity as ‘treated’, and all other person-times as ‘untreated’. Finally, they considered each person-time as an individual observation and computed a Mantel-Haenszel estimate of the corresponding hazard ratio (Tarone, 1981; Nurminen, 1981; Kleinbaum et al., 1982; Greenland

^{*}zach.shahn@ibm.com

and Robins, 1985). This hazard ratio estimate was interpreted as the causal effect of vigorous physical activity on MI. Some variants of the case-crossover design allow flexible control time selection strategies where control times can follow outcome occurrence (e.g. Levy et al., 2001), but in this paper we restrict attention to studies of time to event outcomes in which follow-up is terminated at the time of the first outcome occurrence as in the above MI example.

Past authors have extensively considered several threats to validity of the case-crossover design (Maclure, 1991; Greenland, 1996; Vines and Farrington, 2001; Levy et al., 2001; Janes et al., 2005; Mittleman and Mostofsky, 2014), and conditions for causal interpretation of the estimator have been informally stated in the literature. The usual criteria cited are that: (a) the outcome has acute onset; (b) the treatment is transient; (c) there are no unobserved post-baseline common causes of treatment and outcome; (d) there are no time trends in treatment; and (e) the treatment effect is constant across subjects.

The Mantel-Haenszel estimator was originally applied to estimate the treatment-outcome odds ratio when subjects were classified in strata sharing values of confounders V , and observed subjects in each stratum could be conceived of as independent draws from the (hypothetically) infinite stratum population. Under the assumptions that stratum-specific odds ratios are all equal and observations are independent within each stratum, the Mantel-Haenszel estimator was proven consistent for the constant odds ratio as the number of strata approach infinity even if only a few subjects are observed in each stratum (Breslow, 1981). Since the values of the confounders V are held constant within each stratum, the constant odds ratio can be endowed with a causal interpretation if V includes all confounders. The same goes for the rate ratio (Robins and Greenland, 1985).

Maclure’s idea was to regard person-times (rather than subjects) as the units of analysis and subjects as the strata, then apply the Mantel-Haenszel estimator. As Maclure (1991) put it: “In the case-crossover design, the population base is considered to be stratified in the extreme, so there is only one individual per stratum... Use of subjects as their own controls eliminates confounding by subject characteristics that remain constant”. Thus, analogy to past applications of the Mantel-Haenszel estimator would seem to imply that the case-crossover design eliminates baseline confounding as a source of bias assuming a constant treatment effect across subjects (informal condition (e)) and independent identically distributed observations across time within each subject. Of course, these two assumptions are unlikely to be satisfied in most research settings: the effect of treatment is rarely the same in all subjects, and variables at different person-times are typically not independent within subjects. Informal assumptions (a)-(d) can be viewed as a more plausible alternative to independent person-times, but to determine when exactly the case-crossover estimator is asymptotically unbiased for causal effects in the presence of unobserved confounding requires a formal analysis.

Here we place the case-crossover design in a formal counterfactual causal inference framework (Rubin, 1978; Robins, 1986). Doing so helps to clarify its assumptions and interpretation. In Section 2, we introduce notation, describe the (possibly hypothetical) cohort that gives rise to the data in a case-crossover analysis, and summarize the MI study in more detail so that it can serve as a running example. In Section 3, we define a natural estimand motivated by a hypothetical randomized trial practitioners of the case-crossover design might wish to emulate. In Section 4, we state formal assumptions (mostly analogous to informal assumptions (a)-(e)) that allow us to causally interpret the limit of the case-crossover estimator and under which the limit approximates the trial estimand from Section 3. We identify and characterize a previously unnoticed bias present when there exist strong common causes of the outcomes at different times (as would seem likely in many instances) and the treatment effect is non-null. In Section 5, we discuss this bias and illustrate it with simulations. We also use our results from Section 4 to analyze sensitivity to effect heterogeneity, i.e. violations of informal assumption (e). In Section

6, we conclude. Our general message to practitioners is that, while the case-crossover can be a clever way to test the null hypothesis of no causal effect in the presence of unobserved baseline confounding, its point estimates of non-null effects can be sensitive to violations of unrealistic assumptions.

2 Data Generating Process

2.1 Notation

While case-crossover studies only use data from subjects who experience the outcome, we will nonetheless describe a full cohort from which these subjects are drawn in order to facilitate the definition of certain concepts and quantities of interest. Consider a cohort of individuals followed from baseline (i.e. study entry)–defined by calendar time, age, or time of some pre-defined index event–until they develop the outcome or the administrative end of follow-up, whichever occurs first. For simplicity, we assume no individual is lost to follow-up. Subjects are indexed by i , $i \in \{1, \dots, N\}$. Subject i is followed for at most $T + 1$ person-times (e.g. hours) indexed by $j \in \{0, \dots, T\}$. For simplicity we take T to be the same for all subjects. Let A_{ij} be a binary variable taking values 0 and 1 indicating whether subject i was treated at time j . Let Y_{ij} be a binary variable taking values 0 and 1 indicating whether the outcome of interest occurred in subject i before time $j + 1$. We assume that Y_{ij} is a ‘time to event’ outcome in the sense that if $Y_{ij} = 1$ then $Y_{ij'} = 1$ for all $j' > j$. The above implies the temporal ordering $A_{ij}, Y_{ij}, A_{i(j+1)}$. Thus the outcome has an acute onset as required by informal condition (a). If an outcome is recurrent, we can consider the time of its first occurrence. We define $A_{ij} = 0$ if the event has occurred by time j , i.e. if $Y_{i(j-1)} = 1$.

For a time-varying variable X , we denote by \bar{X}_{ij} the history (X_{i0}, \dots, X_{ij}) of X in subject i up (i.e. prior) to time $j + 1$. We will often omit the subscript i in the subsequent notation because we assume the data from different subjects i are independent and identically distributed. Let V denote a possibly multidimensional and unobserved baseline confounding variable that we assume has some population density $p(v)$. (For notational convenience we shall write conditional probabilities $P\{\cdot | \cdot, V = v\}$ given $V = v$ as $p_v\{\cdot | \cdot\}$. To avoid measure theoretic subtleties we shall henceforth assume that when V has continuous components, conditions sufficient to pick out a particular version of $P\{\cdot | \cdot, V = v\}$ have been imposed as in Gill and Robins (2001).) Let \bar{U}_T denote common causes of outcomes (but not treatments) at different person-times not included in V . For example, in the MI and exercise study, U_j could denote formation of a blood clot by hour j after baseline. We assume that the N subjects are *iid* realizations of the random vector $(V, \bar{A}_T, \bar{Y}_T, \bar{U}_T)$ and that U_j precedes A_j and Y_j in the temporal ordering at each j . Recall that in a case-crossover study the observed data on subject i are $(\bar{A}_{iT}, \bar{Y}_{iT})$ as data on V and \bar{U}_T are not available.

We assume that the causal directed acyclic graph (DAG) (Greenland, Pearl, and Robins, 1999) in Figure 1 describes the data generating process within levels of baseline confounders V . This DAG encodes aspects of informal assumptions (b) and (c). One salient feature of the DAG is that there are no directed paths from a current treatment to an outcome at a later time that do not first pass through the outcome at the time of the current treatment or through a later treatment. This can be considered a representation of informal assumption (b) that treatment is transient. The DAG also excludes any common causes of treatments and outcomes other than V not through past outcomes. (Since occurrence of the outcome at time j determines the values of all variables at all later time points, outcome variable nodes in the DAG trivially must have arrows to all temporally subsequent variables.) This represents informal assumption (c) which bars non-baseline confounding. This DAG also has fully forward connected treatments

with arbitrary common causes of treatment at different times \bar{U}_{AT} , indicating that we put no *causal* restrictions on the treatment assignment process. (We will, however, impose distributional assumptions.) We provide a fuller discussion of causal assumptions in Section 4, but we find it helpful to keep this DAG in mind.

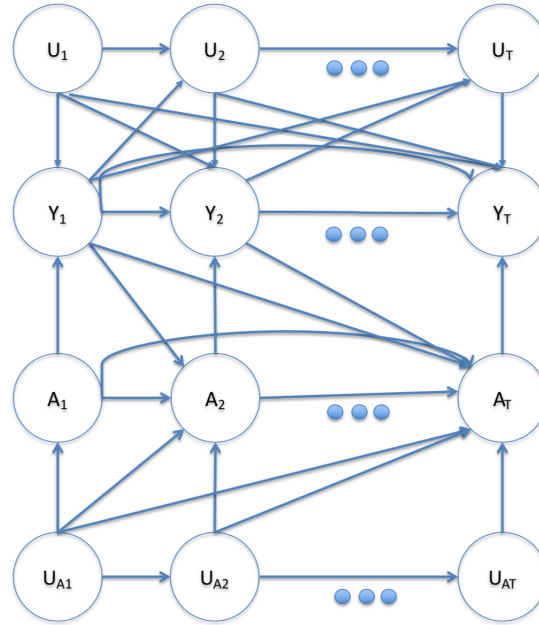


Figure 1: Causal DAG within levels of V . A V node with arrows pointing into every other node was omitted for visual clarity. This figure appears in color in the electronic version of this article, and any mention of color refers to that version.

2.2 The Case Crossover Design

The case-crossover estimator requires data from subjects who experience the outcome on treatment status at the time of outcome occurrence and at designated ‘control’ times preceding the outcome. Specifically, the outcome-censored case-crossover Mantel-Haenszel estimator is computed as follows:

- Select a random sample of H person-times from the H^* person times ij satisfying $Y_{ij} = 1$, $Y_{i(j-1)} = 0$, and $j > W$ where W is a maximum ‘look back’ time chosen by the investigator. We refer to these H^* person-times when the outcome occurred for the first time and after time W as the set of ‘case’ person-times.
- Let $i_h j_h$ denote the person-time of the h^{th} element of the set of H sampled case person times. From the same subject i_h , select m times $\{j_h - c_1, \dots, j_h - c_m\}$ from the W times prior to the time j_h of subject i_h ’s first outcome event. We call these m times the ‘control’ person-times for subject i_h . We discuss selection of ‘control’ times below.
- Let A_h^1 denote the treatment at the case time and $(A_{h1}^0, \dots, A_{hm}^0)$ denote treatments at the m control times in subject i_h . The Mantel-Haenszel case-crossover estimator \widehat{IRR}_{MH}

is defined to be

$$\widehat{IRR}_{MH} = \frac{\sum_h \sum_{l=1}^m \mathbb{1}\{A_h^1 = 1, A_{hl}^0 = 0\}}{\sum_h \sum_{l=1}^m \mathbb{1}\{A_h^1 = 0, A_{hl}^0 = 1\}}. \quad (1)$$

Note that for subject i_h the only data necessary to compute \widehat{IRR}_{MH} is $(A_h^1, A_{h1}^0, \dots, A_{hm}^0)$.

Intuitively, the more subjects tend to be treated at the time of the outcome but not at earlier control times as opposed to treated at earlier control times but not at the time of the outcome, the stronger the estimated effect of treatment.

To fix ideas, we consider an example of a case-crossover study from the literature. In a simplified version of Mittleman et al.'s (1993) study on the impact of exercise on MI mentioned in the introduction, suppose we collect data from a random sample of patients suffering MI on a particular Sunday. We record whether each patient exercised in the hour immediately preceding their MI and whether they exercised in the same hour the day before (i.e. 24 hours before their MI). We compute the Mantel-Haenszel case-crossover estimator (1): in the numerator is the number of subjects who exercised immediately prior to their MI but not 24 hours before, and in the denominator is the number of subjects who did not exercise immediately prior to their MI but did 24 hours before. Mittleman et al. estimated a ratio of 5.9 (95% CI 4.6, 7.7). They found the ratio was much higher among subjects who rarely exercised (107, 95% CI 67, 171) than those who exercised regularly (2.4, 95% CI 1.5, 3.7) prior to the study period.

Many approaches to selecting control times from the W person-times prior to the outcome might be acceptable. In the MI example, the lookback window is the 24 hours before the MI and there is only one control time exactly 24 hours before the outcome time for all sampled subjects. So $W = 24$, $m = 1$, and $c_1 = 24$ in the notation above.

3 A Natural Estimand

Consider T parallel group randomized trials in which, in trial k , treatment is randomly assigned at and only at time k to all subjects who have yet to experience the outcome. Such a time k -specific trial could estimate the immediate effect of treatment at time k . To formalize, we adopt the counterfactual framework of Robins (1986). Let $Y_{ij}^{\bar{a}_j}$ be the value of the outcome at time j had, possibly contrary to fact, subject i followed treatment regime $\bar{a}_j \equiv (a_1, \dots, a_j)$ through time j . We refer to $Y_{ij}^{\bar{a}_j}$ as a counterfactual or potential outcome. Since we will frequently consider treatment interventions at a single time point, we also introduce the notation $Y_j^{a_j}$ as shorthand for $Y_j^{\bar{A}_{j-1}, a_j}$, i.e. the counterfactual value of random variable Y_j under observed treatment history through $j - 1$ and treatment at time j set to a_j . The randomized trial described above conducted at time k would yield an estimate of relative risk or hazard ratio $\rho_k \equiv P(Y_k^1 = 1 | \bar{Y}_{k-1} = 0) / P(Y_k^0 = 1 | \bar{Y}_{k-1} = 0)$ marginal over V and \bar{U}_k . In the remainder of the paper, we will establish (strong) assumptions under which the case-crossover estimator approximately converges to a causally interpretable quantity. Under these assumptions, ρ_k would not depend on k and the case-crossover estimator approximately approaches

$$\rho \equiv \rho_k \text{ constant over } k. \quad (2)$$

4 Derivation of the Counterfactual Interpretation of the Limit of the Case-Crossover Estimator

4.1 Assumptions

Our goal is to specify natural and near minimal assumptions that allow us to causally interpret the limit of the case-crossover estimator. Counterfactuals and the observed data are linked by the following standard assumption:

$$\textbf{Consistency: } Y_j^{\bar{A}_j} = Y_j \text{ for all } j. \quad (3)$$

Consistency states that the counterfactual outcomes corresponding to the observed treatment regimes are equal to the observed outcomes. Consistency is a technical assumption that has no counterpart in the informal assumptions (a)-(e) but is implicit in almost all analyses.

We assume that the causal graph in Figure 1 describes the data generating process (Greenland, Pearl, and Robins, 1999). We will state some specific assumptions implied by the graph in counterfactual notation and also state additional assumptions. Figure 1 encodes informal assumption (c) that there are no post-baseline confounders not contained in V , i.e.

$$\textbf{Sequential Exchangeability: } A_j \perp\!\!\!\perp \{Y_k^{\bar{a}_k}; k \geq j\} | \bar{Y}_{j-1} = 0, \bar{A}_{j-1} = \bar{a}_{j-1}, V = v \text{ for all } j. \quad (4)$$

See Appendix 3 for further details. A potential violation of (4) in the MI study would be if caffeine intake at hour j both encouraged exercise and increased MI risk at j . We might expect that confounders of this sort in the MI study (short term encouragements to exercise that are associated with MI) are weak.

The DAG in Figure 1 also reflects informal assumption (b) that effects are transient by implying that A_j has no direct effect on Y_{j+1}, \dots, Y_T not through A_{j+1}, \dots, A_T and Y_j for all j . Graphically, this is the statement that the only treatment variable that is a parent of Y_j is A_j . We might hope that the graphical definition of the transient effect assumption would be equivalent to the assumption that, conditional on V , counterfactual hazards are independent of past treatment history, i.e. that $\lambda_{vj}^{\bar{a}_j} \equiv p_v(Y_j^{\bar{a}_j} = 1 | \bar{Y}_{j-1} = 0)$ does not depend on \bar{a}_{j-1} . However, this is not generally true due to collider bias (Hernan et al., 2004) stemming from selection on survival and the presence of common causes V and \bar{U}_T of the outcome in Figure 1 since, e.g., the path $A_{j-1} \rightarrow Y_{j-1} \leftarrow U_{j-1} \rightarrow Y_j$ is open. Because of the collider bias, a formal counterfactual definition of the transient effect assumption requires that we condition on U -histories. Specifically, let $\lambda_{vj}^{a_j}(\bar{a}_{j-1}, \bar{u}_j)$ denote $p_v(Y_j^{a_j} = 1 | \bar{Y}_{j-1} = 0, \bar{A}_{j-1} = \bar{a}_{j-1}, \bar{U}_j = \bar{u}_j)$, i.e. the conditional counterfactual hazard at time j under treatment a_j given past treatments \bar{a}_{j-1} , common causes of outcomes \bar{u}_j , and baseline confounders v . As in Figure 1, we assume:

$$\textbf{UV-Transient Hazards: } \lambda_{vj}^{a_j}(\bar{A}_{j-1} = \bar{a}_{j-1}, \bar{U}_{j-1} = \bar{u}_j) \text{ does not depend on } \bar{a}_{j-1}. \quad (5)$$

That is, conditional on V and the history of U , the current counterfactual hazard does not depend on past treatments. This assumption is consistent with the absence of any mention of such dependence in the case crossover literature. Biological considerations determine the plausibility of (5). In the MI study, (5) would be violated if exercise can have delayed effects on MI. Maclure (1991) provided some arguments that delayed effects would usually be weak.

Under (5), we can write the counterfactual hazard $\lambda_{vj}^{a_j}(\bar{a}_{j-1}, \bar{u}_j)$ for any \bar{a}_{j-1} as $\lambda_{vj}^{a_j}(\bar{u}_j)$. The causal hazard ratio at time j given \bar{u}_j and v is then $\lambda_{vj}^1(\bar{u}_j)/\lambda_{vj}^0(\bar{u}_j)$. We assume that the causal hazard ratio is constant:

$$\textbf{Constant Causal Hazard Ratio: } \beta \equiv \beta_{vj}(\bar{u}_j) \equiv \lambda_{vj}^1(\bar{u}_j)/\lambda_{vj}^0(\bar{u}_j) \text{ does not depend on } v, j, \text{ or } \bar{u}_j. \quad (6)$$

(6) is a version of the constant effects assumption (e). Under the constant hazard ratio assumption (6), $\beta = \rho$ from (2) and the trial described in Section 3 would target β . (Note that for (6) not to depend on the specific set of variables included in V and \bar{U} , which we leave unspecified, requires that $\beta_{vj}(\bar{u}_j)$ is collapsible over \bar{U} and V . While it is well known that hazard ratios are not generally collapsible (Greenland, 1999), the scenario in which non-collapsibility arises entails a baseline exposure influencing failure at all future timepoints. Under our transient effects assumption, $\beta_{vj}(\bar{u}_j)$ is just an immediate conditional relative risk, which is collapsible.) (6) is a very strong assumption unlikely to ever hold exactly. Violations can be less extreme in subpopulations, e.g. subjects who exercise regularly in the MI study. We examine sensitivity to violations of (6) in Section 5.2.

Under the above assumptions, we will show (in Theorem 1) that the case-crossover estimator approaches β times a multiplicative bias term. The assumptions below, invoked in the order they are introduced, are sufficient to ensure the multiplicative bias term is near 1.

$$\textbf{Rare Outcome: } \prod_{j=1}^T (1 - \lambda_{vj}^{a_j}(\bar{u}_j)) < \epsilon \quad \forall \bar{u}_T, v, \bar{a}_T \text{ and } \epsilon \text{ a small positive number} \quad (7)$$

This rare outcome assumption holds under all levels of V , \bar{U} , and \bar{A} . Because (V, \bar{U}) can be very high dimensional and contain post-baseline information, it is unlikely that this assumption holds in the MI study. For example, formation of a clot might cause a violation. But we will see that bias can be small even if this assumption fails as long as cases occurring under the violating (V, \bar{U}) levels do not account for a large proportion of total cases.

Next, we require the assumption

No Time-Modified Confounding:

$$\begin{aligned} & \sum_{k>W} \int_v \lambda_{vk}^0 \{p_v(A_k = 1, A_{k-c} = 0) - p_v(A_k = 0, A_{k-c} = 1)\} p(v) dv \\ &= \sum_{k>W} \left[\int_v \lambda_{vk}^0 p(v) dv \times \int_v p_v(A_k = 1, A_{k-c} = 0) - p_v(A_k = 0, A_{k-c} = 1) p(v) dv \right] \end{aligned} \quad (8)$$

where λ_{vk}^0 is the untreated counterfactual hazard at k marginal over \bar{u}_k and $k - c$ would be a control time if the outcome occurred at k . (8) states that $p_v(A_k = 1, A_{k-c} = 0) - p_v(A_k = 0, A_{k-c} = 1)$ and λ_{vk}^0 are uncorrelated across levels of v , or, more precisely, the sum over k of the covariances of $p_v(A_k = 1, A_{k-c} = 0) - p_v(A_k = 0, A_{k-c} = 1)$ and λ_{vk}^0 across levels of v is 0. This prevents bias from so called *time modified* baseline confounders (Platt et al., 2009) whose effects vary over time, e.g. make $(A_k = 0, A_{k-c} = 1)$ more or less likely than $(A_k = 1, A_{k-c} = 0)$ while also impacting the outcome. The case-crossover literature distinguishes between baseline and post-baseline confounders and says the former are allowed but not the latter. The more relevant distinction is whether a confounder has time-varying effects. To understand the issue, first consider a post-baseline confounder. We gave the example earlier of caffeine intake (C_k) at time k impacting probability of both exercise and MI at time k . C_k is temporally a post-baseline variable as its value is realized at time k , but in the causal ordering it could be equivalent to a baseline variable if it is not influenced by past treatments. For example, coffee at time k could be equivalent to a k -hour delayed release caffeine pill at baseline. Suppose $Z(k) \in V$ is a baseline variable (like the delayed release caffeine pill) such that $Z(k) = 1$ causes $A_k = 1$ and $Y_k = 1$ to be more likely. $Z(k)$ would induce bias just like C_k , even though $Z(k)$ is a baseline confounder contained in V that (unlike C_k) would not lead to a violation of (4). However, whenever $Z(k) = 1$, $p(A_k = 1, A_{k-c} = 0) - p(A_k = 0, A_{k-c} = 1)$ and λ_{vk}^0 will both be large, inducing a correlation

of the sort banned by (8). Thus, (8) serves to ban time modified confounding. It is difficult to think of realistic time modified baseline confounders in the MI example.

There is a straightforward intuitive motivation behind informal assumption (d) that there are no time trends in treatment. Because control times always precede case times, a steady change in treatment probability over time would result in a preponderance of discordant pairs of one type over the other in the estimator (1) even in the absence of any causal effect of treatment on outcome. Our version of informal assumption (d) is:

No Time Trends in Treatment: $\sum_{k>W} p(A_k = 1, A_{k-c} = 0) = \sum_{k>W} p(A_k = 0, A_{k-c} = 1)$ for all

k, c such that $k - c$ would be a control time if the outcome were to occur at k .

(9)

Note that we make this assumption marginally over V and \bar{U}_k . If we ignore the sum over k , our No Time Trends in Treatment assumption encodes the notion of pairwise exchangeability, the necessity of which was previously derived by Vines and Farrington (2001). This condition holds when the marginal probability of exposure at each time k at which an outcome might occur is equal to the marginal probabilities of exposure at all times that would be used as control times were the outcome to occur at k , which can be viewed as a more precise formulation of “no time trends in treatment”. Exposure can exhibit arbitrarily complex temporal dependence structures (as illustrated in the DAG in Figure 1) as long as pairwise exchangeability holds. Whether this assumption holds depends in part on how control times are chosen. In the MI study, for example, control times 12 hours prior to the outcome could be much less likely to satisfy (9) than control times 24 hours prior (e.g. 2PM the previous day would be a better control time than 2AM the morning of an MI that occurred at 2PM).

Our results will hold if there exist *any* V and corresponding \bar{U} satisfying the independencies of the DAG in Figure 1 and such that the additional assumptions above hold.

4.2 The limit of the Mantel-Haenszel estimator

In the theorem below we derive the limit of \widehat{IRR}_{MH} (1) in the outcome-censored case-crossover design under an asymptotic sequence in which the full cohort, the number of cases in the cohort, and the number of sampled cases grow at similar rates, i.e. $N \rightarrow \infty$, $H^*/N \rightarrow d_1 > 0$, and $H/H^* \rightarrow d_2 > 0$. We also continue to assume that subjects are *iid*. The proof is in Appendix 1.

Theorem 1. (i) Assume consistency (3), exchangeability (4), UV-transient hazards (5), and constant hazard ratio (6). Then, under the outcome-censored case-crossover design,

$$\widehat{IRR}_{MH} \xrightarrow{p} \beta \frac{\sum_{l=1}^m \int_v \sum_{k>W} \sum_{\bar{u}_k} \alpha_{vkl}(\bar{u}_k, 1, 0) p(v) dv}{\sum_{l=1}^m \int_v \sum_{k>W} \sum_{\bar{u}_k} \alpha_{vkl}(\bar{u}_k, 0, 1) p(v) dv}$$

where $\alpha_{vkl}(\bar{u}_k, a, a') = \lambda_{vk}^0(\bar{u}_k) p_v(\bar{Y}_{k-1} = 0, A_k = a, A_{k-c_l} = a', \bar{U}_k = \bar{u}_k)$.

(ii) Under additional assumptions Rare Outcome (7), No Time-Modified Confounding (8), No Time Trends in Treatment (9), and conditional independence assumptions encoded in the DAG in Figure 1, the bias term $\frac{\sum_{l=1}^m \int_v \sum_{k>W} \sum_{\bar{u}_k} \alpha_{vkl}(\bar{u}_k, 1, 0) p(v) dv}{\sum_{l=1}^m \int_v \sum_{k>W} \sum_{\bar{u}_k} \alpha_{vkl}(\bar{u}_k, 0, 1) p(v) dv}$ in (i) is approximately 1.

5 Analysis of selected sources of bias

5.1 Bias due to strong common causes of the outcome

As discussed earlier, our rare outcome assumption within levels of (possibly post-baseline and high dimensional) common causes of the outcome is novel and unreasonably strong. In this subsection, we will examine analytically and through simulations the bias that arises when it fails. We can expand the multiplicative bias term from part (i) of Theorem 1 as

$$\frac{\int_v \sum_{k>W} \sum_{\bar{u}_k} M_v(\bar{u}_k) (1 - \lambda_{v,k-c}^0(\bar{u}_{k-c})) \sum_{\bar{a}_{k/k,k-c}} G_v(1, 0, \bar{a}_{k/k,k-c}, \bar{u}_k) \prod_{s \neq k-c,k} (1 - \lambda_{vs}^{a_s}(\bar{u}_s)) p(v) dv}{\int_v \sum_{k>W} \sum_{\bar{u}_k} M_v(\bar{u}_k) (1 - \lambda_{v,k-c}^1(\bar{u}_{k-c})) \sum_{\bar{a}_{k/k,k-c}} G_v(0, 1, \bar{a}_{k/k,k-c}, \bar{u}_k) \prod_{s \neq k-c,k} (1 - \lambda_{vs}^{a_s}(\bar{u}_s)) p(v) dv} \quad (10)$$

where $M_v(\bar{u}_k) \equiv \lambda_{vk}^0(\bar{u}_k) \prod_{j=1}^k p_v(u_j | \bar{Y}_{j-1} = 0, \bar{U}_{j-1} = \bar{u}_{j-1})$, $\bar{a}_{k/k,k-c}$ denotes \bar{a}_k excluding a_k and a_{k-c} , and $G_v(a, a', \bar{a}_{k/k,k-c}, \bar{u}_k) \equiv p_v(A_k = a | \bar{Y}_{k-1} = 0, A_{k-c} = a', \bar{A}_{k/k,k-c} = \bar{a}_{k/k,k-c}, \bar{U}_k = \bar{u}_k) \times \prod_{s=k-c+1}^{k-1} p_v(a_s | \bar{Y}_{s-1} = 0, A_{k-c} = a', \bar{A}_{s-1/k-c} = \bar{a}_{s-1/k-c}, \bar{U}_{k-c} = \bar{u}_{k-c}) \times p_v(A_{k-c} = a' | \bar{Y}_{k-c-1} = 0, \bar{A}_{k-c-1} = \bar{a}_{k-c-1}, \bar{U}_{k-c-1} = \bar{u}_{k-c-1}) \prod_{s=1}^{k-c-1} p_v(a_s | \bar{Y}_{s-1} = 0, \bar{A}_{s-1} = \bar{a}_{s-1}, \bar{U}_s = \bar{u}_s)$. For our purposes, we can view $G_v(a, a', \bar{a}_{k/k,k-c}, \bar{u}_k)$ as roughly the probability of observing treatment sequence \bar{a}_k with $a_k = a$ and $a_{k-c} = a'$ given $V = v$ and $\bar{U}_k = \bar{u}_k$ (ignoring the probability of surviving through k). The rare outcome assumption (7) allowed us to remove all survival probability terms $1 - \lambda_{v,k-c}^a(\bar{u}_{k-c})$ and $\prod_{s \neq k-c,k} (1 - \lambda_{vs}^{a_s}(\bar{u}_s))$

from (10), but if (7) fails these terms are at least sometimes non-negligible.

Disparities between the numerator and denominator of the bias term (10) will lead to bias of the estimator. Before examining some disparities related to non-negligible survival probability terms, we note that the bias contribution of a disparity at a given level of v and \bar{u}_k depends on the weight $M_v(\bar{u}_k)$, which is large when the probability of observing \bar{u}_k given v and the probability of an untreated event occurring at k given v and \bar{u}_k are large. Thus, the larger the proportion of total cases occurring at v and \bar{u}_k , the more that failure of the rare outcome assumption at v and \bar{u}_k biases the estimator.

One disparity between the numerator and denominator of (10) is that where $1 - \lambda_{v,k-c}^0(\bar{u}_{k-c})$ appears in the numerator, $1 - \lambda_{v,k-c}^1(\bar{u}_{k-c})$ appears in the denominator. The term in the denominator differs from that in the numerator by a factor of $\frac{1 - \beta \lambda_{v,k-c}^0(\bar{u}_{k-c})}{1 - \lambda_{v,k-c}^0(\bar{u}_{k-c})}$. When $\beta = 1$ this factor is equal to 1, i.e. does not induce bias. When $\beta \neq 1$, the factor pushes the estimate away from the null, i.e. shifts the estimate further from 1 than the true β and in the same direction. (To see this, observe that if $\beta > 1$ then multiplying the denominator of (10) by $\frac{1 - \beta \lambda_{v,k-c}^0(\bar{u}_{k-c})}{1 - \lambda_{v,k-c}^0(\bar{u}_{k-c})}$ decreases the denominator, and thus increases (10). And vice versa if $\beta < 1$.)

We illustrate this bias with a simulation. For $N = 100,000$ subjects, we simulated treatments and counterfactual outcomes until the first occurrence of the outcome according to the following data generating process (DGP).

$$\begin{aligned} U_t &\sim \text{Bernoulli}(.001); \lambda_t^0(U_{t-1}, U_t) = \min(1/2, .45U_{t-1} + .45U_t) \\ Y_t^0 &\sim \text{Bernoulli}(\lambda_t^0(U_{t-1}, U_t)); \lambda_t^1(U_{t-1}, U_t) = 2\lambda_t^0(U_{t-1}, U_t) \\ Y_t^1 &\sim \text{Bernoulli}(\lambda_t^1(U_{t-1}, U_t)); A_t \sim \text{Bernoulli}(.5); Y_t = A_t Y_t^1 + (1 - A_t) Y_t^0 \end{aligned}$$

The DAG for this DGP is depicted in Figure 2. The true value of β is 2. There are no common causes of treatments and outcomes, treatments are independent identically distributed and hence

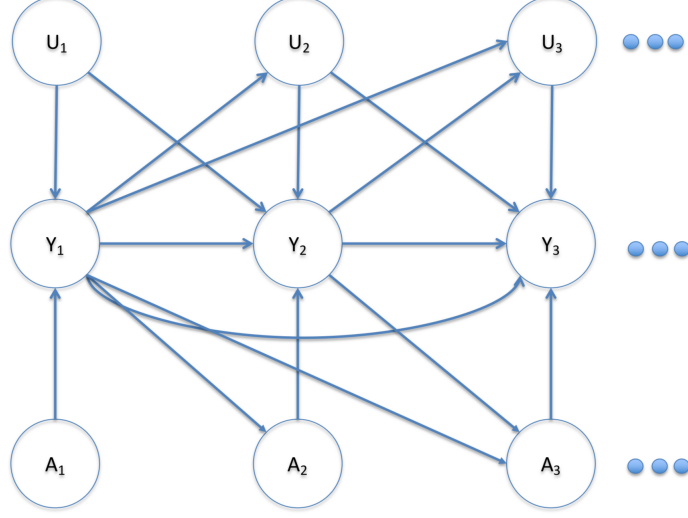


Figure 2: Causal DAG for simulation DGP with unobserved post-baseline common causes of outcomes at different times

exhibit no time trends, and the outcome is rare marginal over U . (While the outcome is not rare when $U_t = 1$, it is rare that $U_t = 1$.) Yet the limit of the case-crossover estimator using the time prior to outcome occurrence as the control is approximately 2.8. The estimator fails because the outcome was common when $U = 1$ and a large proportion of total cases occurred when $U = 1$. The bias is away from the null, as predicted by our analysis above. (Since $G_v(1, 0, \bar{a}_{k/k, k-c}, \bar{u}_k) = G_v(0, 1, \bar{a}_{k/k, k-c}, \bar{u}_k)$ in this DGP, all bias is due to the disparity between $1 - \lambda_{v, k-c}^0(\bar{u}_{k-c})$ in the numerator and $1 - \lambda_{v, k-c}^1(\bar{u}_{k-c})$ in the denominator of (10).) The effect of U on the outcome needed to be strong to produce the bias in this simulation. If $\lambda_t^0(U_{t-1}, U_t) = \min(1/2, .25U_{t-1} + .25U_t)$ instead of $\min(1/2, .45U_{t-1} + .45U_t)$, then the case-crossover estimator approximately approaches 2.3 instead of 2.8. A recently formed blood clot could roughly play the role of U in the MI example—a rare event that does not influence probability of exposure, greatly increases probability of the outcome at multiple time points after the clot forms, and without which the outcome is unlikely to occur.

Now we consider bias that can stem from non-negligible $\prod_{s \neq k-c, k} (1 - \lambda_{v_s}^{a_s}(\bar{u}_s))$ terms in (10) when treatments are correlated across time. When such correlations are present, $G_v(1, 0, \bar{a}_{k/k, k-c}, \bar{u}_k)$ might assign high weights to different treatment sequences $\bar{a}_{k/k, k-c}$ than $G_v(0, 1, \bar{a}_{k/k, k-c}, \bar{u}_k)$ does, and the highly weighted treatment sequences in the numerator might have significantly different survival probabilities ($\prod_{s \neq k-c, k} (1 - \lambda_{v_s}^{a_s}(\bar{u}_s))$) than the highly weighted

treatment trajectories in the denominator. To see this, consider the case where for some set of times \mathcal{S}_{k-c} exposure takes the same value as the control time (i.e. $A_s = A_{k-c}$ for $s \in \mathcal{S}_{k-c}$) and for another set of times \mathcal{S}_k exposure takes the same value as the case time (i.e. $A_s = A_k$ for $s \in \mathcal{S}_k$). Such a situation would arise naturally if, e.g., time bins were taken to be very short, say 1 second, in our MI example. In almost all seconds near a given control (or case) time, the exposure level (i.e. whether the subject is exercising) will be the same, since exercise typically extends for some duration significantly longer than a second. Under such a setting, $G_v(a, a', \bar{a}_{k/k, k-c}, \bar{u}_k)$ would equal 0 for any $\bar{a}_{k/k, k-c}$ such that $a_s \neq a$ for some $s \in \mathcal{S}_k$ or $a_s \neq a'$ for some $s \in \mathcal{S}_{k-c}$.

Thus we could rewrite the term $\sum_{\bar{a}_{k/k,k-c}} G_v(1, 0, \bar{a}_{k/k,k-c}, \bar{u}_k) \prod_{s \neq k-c, k} (1 - \lambda_{vs}^{a_s}(\bar{u}_s))$ from the numerator of (10) as

$$\prod_{s \in \mathcal{S}_{k-c}} (1 - \lambda_{vs}^0(\bar{u}_s)) \prod_{s \in \mathcal{S}_k} (1 - \lambda_{vs}^1(\bar{u}_s)) \sum_{\bar{a}_{k/k,k-c}} G_v(1, 0, \bar{a}_{k/k,k-c}, \bar{u}_k) \prod_{s \notin \{\mathcal{S}_{k-c}, \mathcal{S}_k, k-c, k\}} (1 - \lambda_{vs}^{a_s}(\bar{u}_s)) \quad (11)$$

and $\sum_{\bar{a}_{k/k,k-c}} G_v(0, 1, \bar{a}_{k/k,k-c}, \bar{u}_k) \prod_{s \neq k-c, k} (1 - \lambda_{vs}^{a_s}(\bar{u}_s))$ from the denominator of (10) as

$$\prod_{s \in \mathcal{S}_{k-c}} (1 - \lambda_{vs}^1(\bar{u}_s)) \prod_{s \in \mathcal{S}_k} (1 - \lambda_{vs}^0(\bar{u}_s)) \sum_{\bar{a}_{k/k,k-c}} G_v(0, 1, \bar{a}_{k/k,k-c}, \bar{u}_k) \prod_{s \notin \{\mathcal{S}_{k-c}, \mathcal{S}_k, k-c, k\}} (1 - \lambda_{vs}^{a_s}(\bar{u}_s)). \quad (12)$$

The leading product terms of (12) and (11) differ by a factor of $\frac{\prod_{s \in \mathcal{S}_{k-c}} (1 - \lambda_{vs}^1(\bar{u}_s)) \prod_{s \in \mathcal{S}_k} (1 - \lambda_{vs}^0(\bar{u}_s))}{\prod_{s \in \mathcal{S}_{k-c}} (1 - \lambda_{vs}^0(\bar{u}_s)) \prod_{s \in \mathcal{S}_k} (1 - \lambda_{vs}^1(\bar{u}_s))}$,

which, by our previous reasoning, is 1 if $\beta = 1$ but if $\beta \neq 1$ can push the bias either toward or away from the null depending on \mathcal{S}_{k-c} , \mathcal{S}_k , and values of $\lambda_{vs}^1(\bar{u}_s)$ and β .

We illustrate this bias by modifying our previous simulation example to add correlations in treatments across time induced by short time bins. If we think of time bins as representing hours in the previous simulation, they will represent seconds in this one. A and U are still assigned to one hour (3600 second) chunks. That is, for hours $j=1, \dots, 24$ we generate U_j and A_j from iid Bernoulli(p_U) and Bernoulli(p_A) distributions with $p_U = .001$ and $p_A = .5$ as before. Then for each j we set $U_t = U_j$ and $A_t = A_j$ for t in $\{3600 \times (j-1) + 1, \dots, 3600 \times j\}$. So every (one second) time bin in the same hour as the control time bin will have the same treatment value, and the same goes for the case time bin. We set the untreated counterfactual hazard at each second to be $\lambda_t^0(\bar{U}_t) = 0.000166(U_t + U_{t-3600})$, chosen so that the probability of surviving an untreated hour when $U = 1$ is $(1 - \lambda_t^0(U_t = 1))^{3600} = .55$ as in the previous simulation. $Y_t^0 \sim \text{Bernoulli}(\lambda_t^0(\bar{U}_t))$ and $Y_t^1 \sim \text{Bernoulli}(2\lambda_t^0(U_t))$, also as before. (Note that $(1 - \lambda_t^1(U_t = 1))^{3600} \neq .1$, the probability of surviving an exposed hour when $U = 1$ in the previous DGP. Rather, $(1 - \lambda_t^1(U_t = 1))^{3600} = .3$.) Under this DGP, the true effect size is again 2 but the case-crossover estimator using the time bin exactly 3600 seconds (one hour) prior to the case as the control (as in the previous simulation) is 1.84. So modifying the DGP from the previous simulation to be finer while still constructing the case-crossover estimator in the identical way made the bias switch direction. While neither DGP (fine or coarse) considered here is likely to be a *good* approximation to any realistic process, we would argue that it is difficult to reason about which would be a *better* approximation for any given use case with the broad characteristics that both simulations share. Thus, the two simulations taken together illustrate that bias from strong common causes of the outcome, when present, can be both sizable and unpredictable. We note that we were able to confirm both simulation results analytically using (23), see Appendix 2.

5.2 Treatment Effect Heterogeneity

We now examine sensitivity to violations of the constant causal hazard ratio assumption if the rare outcome assumption holds. For simplicity, we consider a scenario where there are just two types of subjects and counterfactual hazard ratios are constant across time within types. For $g \in \{0, 1\}$, say subjects of type g arise from the following data generating process:

$$A_1, \dots, A_T \stackrel{iid}{\sim} \text{Bernoulli}(p_{A,g}); Y_1^0, \dots, Y_T^0 \stackrel{iid}{\sim} \text{Bernoulli}(\lambda_g^0) \\ Y_1^1, \dots, Y_T^1 \stackrel{iid}{\sim} \text{Bernoulli}(\lambda_g^1); Y_j = A_j Y_j^1 + (1 - A_j) Y_j^0$$

with data censored at the first occurrence of the outcome. So within each type g , the constant causal hazard ratio is λ_g^1/λ_g^0 . Let p_g denote the proportion of the population of type $g = 1$ at baseline, which under the rare outcome assumption would also be approximately the proportion of type $g = 1$ among surviving subjects at all subsequent followup times. According to equation (21) from the proof of Theorem 1, if the rare outcome assumption holds then the case-crossover estimator with $m=1$ (i.e. using just one control) will approach

$$\frac{\lambda_{g=1}^1 p_{A,g=1} (1 - p_{A,g=1}) p_g + \lambda_{g=0}^1 p_{A,g=0} (1 - p_{A,g=0}) (1 - p_g)}{\lambda_{g=1}^0 p_{A,g=1} (1 - p_{A,g=1}) p_g + \lambda_{g=0}^0 p_{A,g=0} (1 - p_{A,g=0}) (1 - p_g)}. \quad (13)$$

(13) can be expressed as a weighted average of $\lambda_{g=0}^1/\lambda_{g=0}^0$ and $\lambda_{g=1}^1/\lambda_{g=1}^0$,

$$\frac{\lambda_{g=0}^1}{\lambda_{g=0}^0} \frac{\delta}{\delta + \theta} + \frac{\lambda_{g=1}^1}{\lambda_{g=1}^0} \frac{\theta}{\delta + \theta},$$

where $\delta = \lambda_{g=0}^0 p_{A,g=0} (1 - p_{A,g=0}) (1 - p_g)$ and $\theta = \lambda_{g=1}^0 p_{A,g=1} (1 - p_{A,g=1}) p_g$. Hence, the limit of the case-crossover estimator is bounded by the group-specific hazard ratios.

The relative risk computed from any of the RCTs described in Section 3 would approach

$$\frac{\lambda_{g=1}^1 p_g + \lambda_{g=0}^1 (1 - p_g)}{\lambda_{g=1}^0 p_g + \lambda_{g=0}^0 (1 - p_g)}. \quad (14)$$

Like the case-crossover limit, the RCT estimand can be expressed as a weighted average of $\lambda_{g=0}^1/\lambda_{g=0}^0$ and $\lambda_{g=1}^1/\lambda_{g=1}^0$:

$$\frac{\lambda_{g=0}^1}{\lambda_{g=0}^0} \frac{\lambda_{g=0}^0 (1 - p_g)}{\lambda_{g=0}^0 (1 - p_g) + \lambda_{g=1}^0 p_g} + \frac{\lambda_{g=1}^1}{\lambda_{g=1}^0} \frac{\lambda_{g=1}^0 p_g}{\lambda_{g=0}^0 (1 - p_g) + \lambda_{g=1}^0 p_g}. \quad (15)$$

Without loss of generality assume $\frac{\lambda_{g=0}^1}{\lambda_{g=0}^0} > \frac{\lambda_{g=1}^1}{\lambda_{g=1}^0}$. The ratio of the weight placed on the higher hazard ratio to the weight placed on the lower hazard ratio in the RCT estimand is

$$\gamma_{RCT} \equiv \frac{\lambda_{g=0}^0 (1 - p_g)}{\lambda_{g=1}^0 p_g}. \quad (16)$$

The corresponding case-crossover weight ratio is

$$\gamma_{CC} \equiv \frac{\lambda_{g=0}^0 (1 - p_g) p_{A,g=1} (1 - p_{A,g=1})}{\lambda_{g=1}^0 p_g p_{A,g=0} (1 - p_{A,g=0})} = \gamma_{RCT} \times \frac{p_{A,g=0} (1 - p_{A,g=0})}{p_{A,g=1} (1 - p_{A,g=1})}. \quad (17)$$

(17) implies that bias of the case-crossover estimator due to treatment effect heterogeneity depends on the difference in treatment probability between groups with different effect sizes. If treatment probability does not vary across groups with different treatment effects, effect heterogeneity will not induce bias in the case-crossover estimator. When treatment probabilities do vary, whichever group has higher treatment variance $p_{A,g}(1 - p_{A,g})$, i.e. whichever group has probability of treatment closer to .5, will be weighted too highly by the case-crossover estimator compared to the RCT estimand. Some intuition behind this behavior is that the closer the treatment probability within a group is to .5, the more subjects from that group will contribute discordant case-control pairs to the case-crossover estimator, weighting the estimator disproportionately toward the effect within that group.

For illustrative purposes, consider a numerical example where we set:

$$\lambda_{g=0}^0 = .001; \lambda_{g=0}^1 = .002; \lambda_{g=1}^0 = .0005; \lambda_{g=1}^1 = .005; p_{A,g=0} = .8; p_{A,g=1} = .5; p_g = .5.$$

Then $\lambda_{g=1}^1/\lambda_{g=1}^0 = 10$, $\lambda_{g=0}^1/\lambda_{g=0}^0 = 2$, and the estimand (14) is equal to 4.67. \widehat{IRR}_{MH} converges to 5.5, while the naive cohort hazard ratio estimator $\frac{P(Y=1|A=1)}{P(Y=1|A=0)}$ that does not adjust for the confounder g approaches 4.9. In this example, bias from effect heterogeneity overrides any benefits from control of unobserved confounding. (While we set baseline outcome risks to be different across levels of g in this example, note that (17) implies this plays no role in inducing bias due to effect heterogeneity.)

The specific numerical example above is a cautionary tale illustrating the potential significance of heterogeneity induced bias. But if both cohort and case-crossover analyses are feasible with available data, and unobserved baseline confounding and effect heterogeneity vary within realistic ranges, does one estimator tend to be more biased than the other? We addressed this question in the framework of our toy example by computing the limiting values of case-crossover and cohort estimators for a large grid of data generating process parameter settings. We let $\lambda_{g=0}^0$ and $\lambda_{g=1}^0$ take values in $\{0.0005, 0.001\}$, $\lambda_{g=0}^1/\lambda_{g=0}^0$ take values in $\{1, \dots, 5\}$, $\lambda_{g=1}^1/\lambda_{g=1}^0$ take values in $\{1 \times \lambda_{g=0}^1/\lambda_{g=0}^0, \dots, 10 \times \lambda_{g=0}^1/\lambda_{g=0}^0\}$, and $p_{A,g=0}$ and $p_{A,g=1}$ take values in $\{1/20, \dots, 19/20\}$. Figure 3 shows that neither estimator has a general advantage over the other across parameter settings.

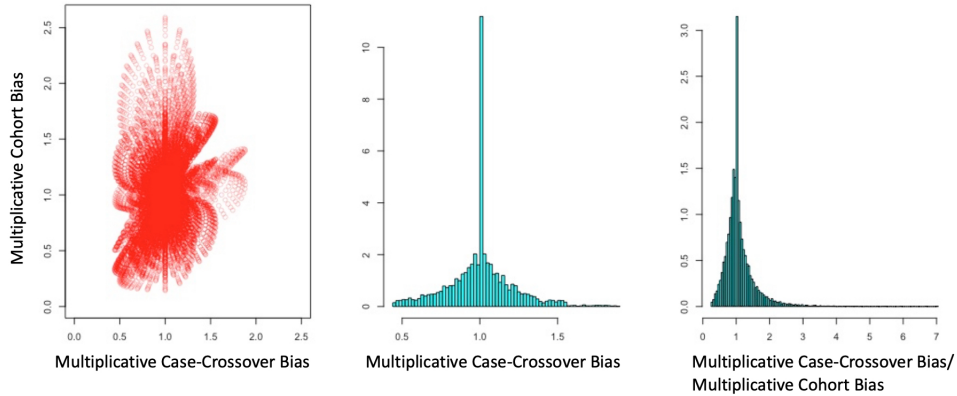


Figure 3: Left: Scatterplot of case-crossover vs cohort estimator multiplicative bias across a range of settings. Middle: Distribution of case-crossover estimator bias across settings. Right: Distribution of ratio of case-crossover bias to cohort bias across settings.

In the MI study, the effect of exercise appeared much greater in subjects who rarely exercised than in those who exercised regularly. Probability of treatment (i.e. exercise) clearly varied considerably between regular and rare exercise groups. Hence, we would expect an estimate of the marginal effect to be biased. The authors of the MI study reported separate effect estimates for the strata over which the effect was thought to vary. This is appropriate, as marginal effect estimates for the full population can be misleading.

6 Discussion

We have put the case-crossover estimator on more solid theoretical footing by providing a proof of its approximate convergence to a formal counterfactual causal estimand, β , under certain assumptions. This result alone may not be of much utility, but it was overdue for such a widely used method. And the derivation yielded some practical insights as byproducts.

First, we discovered a new source of potential bias when the treatment effect is not null—strong common causes of the outcome across time. We analyzed this bias and illustrated its potential significance and unpredictability with simulations. The effect of the common cause needs to be quite strong to induce sizable bias, but the fact that (V, \bar{U}) can be high dimensional and temporally post-baseline increases the likelihood of this in a real analysis. Formation of a blood clot might induce a bias of this sort in the MI example, but it is difficult to speculate about how often meaningful bias of this type appears in practice.

Second, expression (21) characterizing the limit of the case-crossover estimator allowed us to quantify sensitivity to violations of the constant treatment effect assumption. We analyzed a simple scenario with two groups of subjects having potentially different baseline risks, exposure rates, and treatment effects. The limit of the case-crossover estimator was a weighted average of the group-specific hazard ratios. The bias relative to the estimand (2) that would be targeted by a RCT depends on the exposure rates in the groups. If the groups have the same exposure rate, effect heterogeneity would not induce any bias. Otherwise, whichever group had exposure rate closer to 0.5 would be overweighted. We provided a numerical example in which significant unobserved baseline confounding (which could be controlled by the case-crossover estimator) and effect heterogeneity were both present. In this example, the effect heterogeneity bias in the case-crossover estimator was greater than the confounding bias in a standard cohort hazard ratio estimator, illustrating that effect heterogeneity can sometimes override benefits from control of unobserved baseline confounding in the case-crossover estimator. More extensive numerical analyses showed that neither the cohort estimator nor the case-crossover had a general advantage across a range of settings in which the levels of unobserved confounding and effect heterogeneity varied. An analyst concerned about bias from effect heterogeneity could employ the general framework of our numerical studies to conduct a quantitative bias analysis (Lash et al, 2014).

Overall, the formal assumptions required for consistency mostly mapped onto informal assumptions (a)-(e). Unsurprisingly for a method that has been used for thirty years, our contributions do not drastically alter its recommended use. As an illustrative exercise, we assess our simplified version of Mittelman et al.’s (1993) study of the effect of exercise on MI assumption by assumption through the lens of our analysis in Appendix 4.

We might summarize our general guidance to practitioners and consumers of case-crossover analyses as follows. If unobserved baseline confounding is thought to be serious and/or data collection for a cohort study is unfeasible, the case-crossover should be considered as an option. If interest lies only in testing the null hypothesis of no effect, fewer assumptions are necessary. Under the null: the transient treatment assumption automatically holds; common causes of the outcome do not induce bias; the rare outcome assumption is not necessary; and there is no treatment effect heterogeneity. Hence, the case-crossover design remains a clever method for causal null hypothesis testing in the presence of unmeasured baseline confounders under the exchangeability (4), no time trends in treatment (9), and no time-modified confounding (8) assumptions. If interest lies in obtaining a point estimate, results should be interpreted with considerable additional caution as effect heterogeneity, delayed treatment effects, and common causes of outcomes will all be present to some degree, and as we have shown can have a large impact on results.

Acknowledgements

This research was partly funded by NIH grant R37 AI102634. We also wish to thank Sonia Hernandez-Diaz and Anke Neumann for guidance and helpful discussions.

Code

Code for the simulations and numerical study from Section 5 is available at https://github.com/zshahn/case_crossover/. Breslow, N. (1981). Odds ratio estimators when the data are sparse. *Biometrika* **68.1**, 73-84.

Gill, R. D., and Robins, J. M. (2001). Causal inference for complex longitudinal data: the continuous case. *Annals of Statistics*, 1785-1811.

Greenland, S. (1996). Confounding and exposure trends in case-crossover and case-time-control designs. *Epidemiology*, 231-239.

Greenland, S., and Robins, J.M. (1985). Estimation of a common effect parameter from sparse follow-up data. *Biometrics*, 55-68.

Greenland, S., Pearl, J. and Robins, J.M. (1999). "Causal diagrams for epidemiologic research." *Epidemiology*, 37-48.

Hernan, M.A., Hernandez-Diaz, S., and Robins, J.M. (2004). "A structural approach to selection bias." *Epidemiology*, 615-625.

Janes, H., Sheppard, L. and Lumley, T. (2005). Case-crossover analyses of air pollution exposure data: referent selection strategies and their implications for bias. *Epidemiology*, **16(6)**, 717-726.

Kleinbaum, D., Kupper, L., and Chambless, L. (1982). Logistic regression analysis of epidemiologic data: theory and practice. *Communications in Statistics-Theory and Methods* **11.5**, 485-547.

Lash, T.L., Fox, M.P., MacLehose, R.F., Maldonado, G., McCandless, L.C. and Greenland, S. (2014). Good practices for quantitative bias analysis. *International journal of epidemiology*, **43(6)**, 1969-1985.

Levy, D., Lumley, T., Sheppard, L., Kaufman, J. and Checkoway, H., (2001). Referent selection in case-crossover analyses of acute health effects of air pollution. *Epidemiology*, **12(2)**, 186-192.

Maclure, M. (1991). The case-crossover design: a method for studying transient effects on the risk of acute events. *American journal of epidemiology* **133.2**, 144-153.

Mittleman, M. A., Maclure, M., Tofler, G. H., Sherwood, J. B., Goldberg, R. J., and Muller, J. E. (1993). Triggering of acute myocardial infarction by heavy physical exertion—protection against triggering by regular exertion. *New England Journal of Medicine*, **329(23)**, 1677-1683.

Mittleman, M.A., and Mostofsky, E. (2014). Exchangeability in the case-crossover design. *International journal of epidemiology* **dyu081**

Nurminen, M. (1981). Asymptotic efficiency of general noniterative estimators of common relative risk. *Biometrika* **68.2**, 525-530.

Platt, R.W., Schisterman, E.F., and Cole, SR. (2009). Time-modified confounding. *American journal of epidemiology* **170.6**, 687-694.

Richardson, T.S., and Robins, JM (2013). Single world intervention graphs (SWIGs): A unification of the counterfactual and graphical approaches to causality. Center for the Statistics and the Social Sciences, University of Washington Series. Working Paper 128, no. 30

Robins, J.M. (1986). A new approach to causal inference in mortality studies with a sustained treatment period—application to control of the healthy worker survivor effect. *Mathematical Modelling* **7.9-12**, 1393-1512.

Robins, J.M. and Hernan, M.A. (2009). In: *Estimation of the causal effects of time-varying treatments*. Fitzmaurice G, Davidian M, Verbeke G, Molenberghs G, eds. New York: Chapman and Hall/CRC Press

Rubin, D.B. (1978). Bayesian inference for causal effects: The role of randomization. *The Annals of statistics* 34–58.

Shpitser, I., Richardson, T.S. and Robins, J.M., 2020. Multivariate Counterfactual Systems And Causal Graphical Models. arXiv preprint arXiv:2008.06017.

Tarone, R.E., Gart, J., and Hauck, W. (1983). On the asymptotic inefficiency of certain noniterative estimators of a common relative risk or odds ratio. *Biometrika* **70.2**, 519-522.

Vines, S.K. and Farrington, C.P. (2001). Within-subject treatment dependency in case-crossover studies. *Statistics in Medicine* **20.20**, 3039-3049.

Appendix 1: Proof of Theorem 1

(i) From the definition of \widehat{IRR}_{MH} , it is clear that under the case-crossover design

$$\widehat{IRR}_{MH} \xrightarrow{p} \frac{\sum_{l=1}^m Pr_{MH}(A^1 = 1, A_l^0 = 0)}{\sum_{l=1}^m Pr_{MH}(A^1 = 0, A_l^0 = 1)}, \quad (18)$$

where $Pr_{MH}(A^1 = a, A_l^0 = a')$ is the probability under the case-crossover sampling scheme that a randomly selected subject who experienced an occurrence of the outcome at least $W+1$ time steps after baseline will have treatment level a at the time of the outcome and the l^{th} selected ‘control’ time from the duration W lookback period preceding the event in the same subject will have treatment level a' . For simplicity, we present the proof for the case where $m = 1$ and, if the outcome occurs at time k , there is one control time $k - c$. $W = c$ in this scenario. According to this sampling scheme and letting $\bar{a}_{k/k, k-c}$ denote \bar{a}_k excluding a_k and a_{k-c} , we can express (18) in terms of population probabilities as

$$\frac{Pr_{MH}(A^1 = 1, A^0 = 0)}{Pr_{MH}(A^1 = 0, A^0 = 1)} \quad (19)$$

$$= \frac{\int_v \sum_{k>W} \sum_{\bar{a}_{k/k, k-c}, \bar{u}_k} p_v(Y_k = 1, \bar{Y}_{k-1} = 0, A_k = 1, A_{k-c} = 0, \bar{A}_{k/k, k-c} = \bar{a}_{k/k, k-c}, \bar{U}_k = \bar{u}_k) p(v) dv}{\int_v \sum_{k>W} \sum_{\bar{a}_{k/k, k-c}, \bar{u}_k} p_v(Y_k = 1, \bar{Y}_{k-1} = 0, A_k = 0, A_{k-c} = 1, \bar{A}_{k/k, k-c} = \bar{a}_{k/k, k-c}, \bar{U}_k = \bar{u}_k) p(v) dv} \quad (20)$$

$$= \frac{\int_v \sum_{k>W} \sum_{\bar{a}_{k/k, k-c}, \bar{u}_k} \beta_{vk}(\bar{u}_k) \lambda_{vk}^0(\bar{u}_k) p_v(\bar{Y}_{k-1} = 0, A_k = 1, A_{k-c} = 0, \bar{A}_{k/k, k-c} = \bar{a}_{k/k, k-c}, \bar{U}_k = \bar{u}_k) p(v) dv}{\int_v \sum_{k>W} \sum_{\bar{a}_{k/k, k-c}, \bar{u}_k} \lambda_{vk}^0(\bar{u}_k) p_v(\bar{Y}_{k-1} = 0, A_k = 0, A_{k-c} = 1, \bar{A}_{k/k, k-c} = \bar{a}_{k/k, k-c}, \bar{U}_k = \bar{u}_k) p(v) dv} \quad (21)$$

$$= \beta \frac{\int_v \sum_{k>W} \sum_{\bar{u}_k} \lambda_{vk}^0(\bar{u}_k) \sum_{\bar{a}_{k/k, k-c}} p_v(\bar{Y}_{k-1} = 0, A_k = 1, A_{k-c} = 0, \bar{A}_{k/k, k-c} = \bar{a}_{k/k, k-c}, \bar{U}_k = \bar{u}_k) p(v) dv}{\int_v \sum_{k>W} \sum_{\bar{u}_k} \lambda_{vk}^0(\bar{u}_k) \sum_{\bar{a}_{k/k, k-c}} p_v(\bar{Y}_{k-1} = 0, A_k = 0, A_{k-c} = 1, \bar{A}_{k/k, k-c} = \bar{a}_{k/k, k-c}, \bar{U}_k = \bar{u}_k) p(v) dv} \quad (22)$$

$$= \beta \frac{\sum_k \int_v \sum_{\bar{u}_k} \lambda_{vk}^0(\bar{u}_k) p_v(\bar{U}_k = \bar{u}_k, A_{k-c} = 0, A_k = 1, \bar{Y}_{k-1} = 0) p(v) dv}{\sum_k \int_v \sum_{\bar{u}_k} \lambda_{vk}^0(\bar{u}_k) p_v(\bar{U}_k = \bar{u}_k, A_{k-c} = 1, A_k = 0, \bar{Y}_{k-1} = 0) p(v) dv}. \quad (23)$$

We go from (19) to (20) by basic probability rules; (20) to (21) by consistency (3), Sequential Exchangeability (4), and UV-transient hazards (5); and (21) to (22) by Constant Hazard Ratio (6).

(ii) Under rare outcome assumption (7), $p_v(\bar{U}_k = \bar{u}_k, A_{k-c} = a, A_k = a', \bar{Y}_{k-1} = 0) \approx p_v(\bar{U}_k = \bar{u}_k, A_{k-c} = a, A_k = a')$. And by the DAG in Figure 1, $p_v(\bar{U}_k = \bar{u}_k, A_{k-c} = a, A_k = a') = p_v(\bar{U}_k =$

$\bar{u}_k)p_v(A_{k-c} = a, A_k = a')$. Therefore, we can approximate the bias term in (23) as

$$\frac{\int_v \sum_{k>W} \sum_{\bar{u}_k} \lambda_{vk}^0(\bar{u}_k)p_v(\bar{U}_k = \bar{u}_k)p_v(A_k = 1, A_{k-c} = 0)p(v)dv}{\int_v \sum_{k>W} \sum_{\bar{u}_k} \lambda_{vk}^0(\bar{u}_k)p_v(\bar{U}_k = \bar{u}_k)p_v(A_k = 0, A_{k-c} = 1)p(v)dv} = \frac{\int_v \sum_{k>W} \lambda_{vk}^0 p_v(A_k = 1, A_{k-c} = 0)p(v)dv}{\int_v \sum_{k>W} \lambda_{vk}^0 p_v(A_k = 0, A_{k-c} = 1)p(v)dv}. \quad (24)$$

Now, by applying assumption (8) and then (9),

$$\int_v \sum_{k>W} \lambda_{vk}^0 \{p_v(A_k = 1, A_{k-c} = 0) - p_v(A_k = 0, A_{k-c} = 1)\}p(v)dv \approx 0, \quad (25)$$

which implies that (24) is approximately 1, proving the result.

Appendix 2: Analytic Confirmation of Simulation Results

In our first simulation in Section 5.1, the multiplicative bias term from part (i) of Theorem 1 very nearly reduces to:

$$\frac{\sum_k \{\lambda_k^0(U_{k-1} = 1)p_U p_A(1 - \lambda_{k-1}^0(U_{k-1} = 1))p_A + \lambda_k^0(U_k = 1)p_U p_A \times 1 \times p_A\}}{\sum_k \{\lambda_k^0(U_{k-1} = 1)p_U p_A(1 - \lambda_{k-1}^1(U_{k-1} = 1))p_A + \lambda_k^0(U_k = 1)p_U p_A \times 1 \times p_A\}} \quad (26)$$

which equals $1.55/1.1 \approx 2.8/2$, the bias factor obtained in the simulation. (The only approximation in the above was to ignore the possibility that U is equal to 1 at more than one time in a patient, which is fine since U is rarely 1.)

Under the fine-binned second simulation data generating process, the bias term for the case-crossover estimator approximately (again, ignoring the possibility that there are multiple hours with $U = 1$) reduces to:

$$\begin{aligned} & \frac{\sum_k \sum_{n=1}^{3600} \{\lambda^0(U = 1)p_U p_A(1 - \lambda^0(U = 1))^{3600} p_A(1 - \lambda^1(U = 1))^{n-1} + \lambda^0(U = 1)p_U p_A \times 1 \times p_A(1 - \lambda^1(U = 1))^{n-1}\}}{\sum_k \sum_{n=1}^{3600} \{\lambda^0(U = 1)p_U p_A(1 - \lambda^1(U = 1))^{3600} p_A(1 - \lambda^0(U = 1))^{n-1} + \lambda^0(U = 1)p_U p_A \times 1 \times p_A(1 - \lambda^0(U = 1))^{n-1}\}} \\ &= \frac{[\sum_{n=1}^{3600} (1 - \lambda^1(U = 1))^{n-1}][(1 - \lambda^0(U = 1))^{3600} + 1]}{[\sum_{n=1}^{3600} (1 - \lambda^0(U = 1))^{n-1}][(1 - \lambda^1(U = 1))^{3600} + 1]} \end{aligned}$$

which equals $.92 \approx 1.84/2$, the bias factor obtained in simulation.

Appendix 3: Further Details on Sequential Exchangeability Assumption

Equation (4) holds under the assumption that the causal DAG in Figure 1 represents an underlying FFR-CIST counterfactual causal model (Robins, 1986) and thus also under Pearl's NPSEM with independent errors. See Richardson and Robins (2013) and Shpitser, Richardson, and Robins (2020).

Appendix 4: Assessment of MI Study

It might be illustrative to assess our simplified version of Mittelman et al.'s (1993) seminal study on the impact of exercise on MI through the lens of our analysis. Recall that in the simplified version data collection occurs over the course of a single Sunday, so we take the baseline for the underlying cohort population of interest to be midnight of the preceding Saturday morning. It is worth noting that this study highlights the benefit of the case-only nature of the design in that it would be very difficult to collect the data required to perform a cohort study targeting an equivalent question.

No post-baseline confounding (Sequential Exchangeability, assumption (4)). We discussed the example of drinking coffee as a possible violation of this assumption. Caffeine might increase energy and encourage exercise and also independently increase the risk of MI. We might reasonably hope that

confounders of this sort (short term encouragements to exercise that are also associated with MI) are weak.

No direct effect of treatment on later outcomes (UV-Transient Hazards, assumption (5)). It is possible that exercise has a cumulative effect on the outcome. Two consecutive hours of exercise might cause an MI in some subjects for whom just one hour would not. Perhaps extended vigorous exercise is rare enough that the cumulative effect of exercise does not seriously impact results or their interpretation. Delayed effects of exercise are not thought to be significant.

No time modified confounding (assumption (8)). It might be that within levels of certain baseline confounders, exercise is more probable on one of Saturday or Sunday at the same time of day and MIs are more or less probable than average. If the control hour is taken to be 24 hours before the MI, this could induce bias. As a strained and purely illustrative example, perhaps the lifestyle of a stereotypical NFL fan (beer, cholesterol) makes MIs more likely and also makes exercise during the afternoon on Sunday (when most NFL games are played) less likely than Saturday. This dynamic could lead to excessive *unexposed* MIs on Sunday, making exercise appear a less potent cause of MI than it is.

No time trends in treatment (assumption (9)). Marginal probability of recent exercise varies greatly by time of day. If the control time is chosen appropriately (e.g. 1 hour or exactly 24 hours before the MI), then approximate pairwise exchangeability may hold. But, again due to NFL fans (or churchgoers), perhaps there are reasons why exercise is generally more or less common on Sunday than Saturday.

Under the above assumptions (in addition to Consistency), the case-crossover could reasonably be applied to test the causal null hypothesis. To interpret the case-crossover point estimate, additional considerations are required.

Rare outcome (assumption (7)). The outcome must be rare within all levels of the baseline confounders, exposure, and common causes of the outcome. MIs are certainly rare marginally at the level of a day, and probably also rare across levels of baseline confounders and exposures. However, we mentioned that perhaps causes of the outcome such as presence of a clot could make the outcome common, particularly under exposure. This would induce bias of the sort seen in the simulation in Section 5.1.

Constant causal hazard ratio (assumption (6)). It is highly unlikely that the multiplicative effect of exercise in each of the 48 hours on our study weekend is constant across the entire population. While true under the null, this is a very strong assumption if the null does not hold. We can make it weaker by further restricting our study population to subjects sharing baseline characteristics such as age, gender, and indications of general fitness. Also, the homogeneity across time (as opposed to across subjects) component of this assumption is made more plausible by the relatively short control period in this study. Still, the assumption would be strong, and we saw in Section 5.2 that it is difficult to interpret the point estimate if the effect is heterogeneous.