

# Asymptotic Properties of High-Dimensional Random Forests\*

Chien-Ming Chi, Patrick Vossler, Yingying Fan and Jinchi Lv

University of Southern California

June 16, 2021

## Abstract

As a flexible nonparametric learning tool, random forests has been widely applied to various real applications with appealing empirical performance, even in the presence of high-dimensional feature space. Unveiling the underlying mechanisms has led to some important recent theoretical results on the consistency of the random forests algorithm and its variants. However, to our knowledge, all existing works concerning random forests consistency under the setting of high dimensionality were done for various modified random forests models where the splitting rules are independent of the response. In light of this, in this paper we derive the consistency rates for the random forests algorithm associated with the sample CART splitting criterion, which is the one used in the original version of the algorithm in Breiman (2001), in a general high-dimensional nonparametric regression setting through a bias-variance decomposition analysis. Our new theoretical results show that random forests can indeed adapt to high dimensionality and allow for discontinuous regression function. Our bias analysis characterizes explicitly how the random forests bias depends on the sample size, tree height, and column subsampling parameter. Some limitations of our current results are also discussed.

*Running title:* HRF

*Key words:* Random forests; Nonparametric learning; High dimensionality; Consistency; Rate of convergence; Sparsity

---

\*Chien-Ming Chi is Visiting Scholar, Data Sciences and Operations Department, Marshall School of Business, University of Southern California, Los Angeles, CA 90089 (E-mail: [xbb66kw@gmail.com](mailto:xbb66kw@gmail.com)). Patrick Vossler is Ph.D. candidate, Data Sciences and Operations Department, Marshall School of Business, University of Southern California, Los Angeles, CA 90089 (E-mail: [pvossler@marshall.usc.edu](mailto:pvossler@marshall.usc.edu)). Yingying Fan is Centennial Chair in Business Administration and Professor, Data Sciences and Operations Department, Marshall School of Business, University of Southern California, Los Angeles, CA 90089 (E-mail: [fanyinggy@marshall.usc.edu](mailto:fanyinggy@marshall.usc.edu)). Jinchi Lv is Kenneth King Stonier Chair in Business Administration and Professor, Data Sciences and Operations Department, Marshall School of Business, University of Southern California, Los Angeles, CA 90089 (E-mail: [jinchilv@marshall.usc.edu](mailto:jinchilv@marshall.usc.edu)). This work was supported by NSF Grant DMS-1953356 and a grant from the Simons Foundation. The authors sincerely thank the Co-Editor, Associate Editor, and referees for their constructive comments that have helped improve the paper substantially.

# 1 Introduction

As an ensemble method for prediction and classification tasks first introduced in [7, 8], random forests has received a rapidly growing amount of attention from many researchers and practitioners over recent years. It has been well demonstrated as a flexible nonparametric learning tool with appealing empirical performance in various real applications that may involve high-dimensional feature spaces. The main idea of random forests is to build independent decision trees using the training sample and output the average of predictions of individual trees as the prediction at a test point. Such an intuitive algorithm has been applied successfully to many areas such as finance [21], bioinformatics [30, 9], and multi-source remote sensing [15], to name a few. The fact that random forests has only a few tuning parameters also makes it often favored in practice [34, 18]. In addition to prediction and classification, random forests has also been exploited for other statistical applications such as feature selection with importance measures [16, 27] and survival analysis [20, 19]. See, e.g., [5] for a recent overview of different applications of random forests.

The empirical success and popularity of random forests raise a natural question of how to understand its underlying mechanisms from the theoretical perspective. There is a relatively limited but important line of recent work on the consistency of random forests. Some of the earlier consistency results in [3, 2, 14, 19, 37] usually considered certain simplified versions of the original random forests algorithm, where the splitting rules are assumed to be independent of the response. Recently, [32] made an important contribution to the consistency of the original version of the random forests algorithm for the classical setting of fixed-dimensional ambient feature space. As mentioned before, random forests can deal with high-dimensional feature space with promising empirical performance. To understand such a phenomenon, [3, 22] obtained some consistency results with the rates of convergence in terms of the number of informative features in sparse models by assuming a simplified version of the random forests algorithm. Additional theoretical results on random forests include the pointwise consistency [22, 35], asymptotic distribution [35], and confidence intervals of random forests predictions [36].

Despite the aforementioned existing theory of random forests, it remains largely unclear how to characterize the consistency rate for the original version of the random forests algorithm in a general high-dimensional nonparametric regression setting. Our main contribution is to characterize such consistency rate for random forests with non-fully grown trees. Assuming regularity conditions and the sufficient impurity decrease (SID) for the underlying regression function, we show that the random forests estimator can be consistent with a rate of some polynomial order of sample size, provided that the feature dimensionality increases at most polynomially with the sample size. To the best of our knowledge, this is the first result on high-dimensional consistency rate for the original version of random forests<sup>1</sup>. Thanks to the bias-variance decomposition of the prediction loss, we establish upper bounds on the squared bias (i.e., the approximation error) and variance separately. Our bias analysis reveals

---

<sup>1</sup>We refer to our random forests estimate as the original random forests estimate in the sense that Breiman's CART [7] (see (6)) is considered and trees are grown to a height that depends on the sample size.

some new and interesting understanding of how the bias depends on the sample size, column subsampling parameter, and forest height. The latter two are the most important model complexity parameters. We also establish the convergence rate of estimation variance, which is less precise than our bias results in terms of characterizing the effects of model complexity parameters. Such limitation is largely due to technical challenges.

The SID is a key assumption for obtaining the desired consistency rates. We briefly outline SID and our findings below. We discover that if conditional on each cell in the feature space, there exists one split of the cell such that a sufficient amount of bias (we use the terms “impurity,” “bias,” and “approximation error” interchangeably in this work) of the underlying regression function can be reduced, then the desired results follow. This finding greatly helps us understand how random forests controls the bias. In particular, the required conditions for the desired results assume neither continuous regression functions nor independent covariates; this advantage makes our results applicable to a wide range of applications. Such a condition on the underlying regression function is termed as SID and is defined in Condition 1 in Section 3.1. At a high level, the idea of SID roots in a frequently used concept called impurity decrease for measuring importance of each feature; we use it in this paper for a different purpose of proving random forests consistency. A related well-known feature importance is the mean decrease impurity (MDI) [26], which evaluates the importance of a feature by how much variance of the response can be reduced using this feature in random forests. Details on the MDI and other feature importance measures can be found in [26, 31].

We provide in Table 1 a comparison of our consistency theory to some closely related consistency results in the literature. The consistency of the original version of the random forests algorithm was first investigated in [32] under the setting of a continuous additive regression function and independent covariates, where the dimensionality was assumed to be fixed, and no explicit rate of convergence was provided. The theoretical development in [32] covers random forests with fully-grown trees, that is, each terminal node in a tree containing exactly one data point, and demonstrated the importance of row subsampling (i.e., bootstrap) in achieving random forests consistency. By considering a variant of random forests, [3] analyzed the consistency of centered random forests in a fixed-dimensional feature space and derived the rate of convergence in terms of the number of relevant features, assuming a Lipschitz continuous regression function. Recently, [22] improved over [3] on the consistency of centered random forests. [28] established the minimax rate of convergence for a variant of random forests, Mondrian random forests, under the setting of fixed dimensionality, a Hölder continuous regression function, and dependent covariates. A fundamental difference between the original random forests algorithm and these variants is that the original version uses the response to guide the splits, while these variants do not.

The rest of the paper is organized as follows. Sections 2.1–2.2 introduce the model setting and the random forests algorithm. Section 2.3 gives a roadmap of the bias-variance decomposition analysis of random forests, which is fundamental to our main results. We then present SID in Section 3.1 with examples justifying its usefulness. The main results on the consistency rates are provided in Section 3.2. As a way of further motivating SID,

Table 1: Comparison of consistency rates

	$p \gg n$	Consistency rate	Conditions	Original algorithm
Our work	Yes	Yes	The SID assumption (Section 3.1)	Yes
[32]	No	No	Independent covariates and continuous additive regression function	Yes
[22]	No	Yes	Dependent covariates and Lipschitz continuous function	No
[28]	No	Yes	Dependent covariates and Hölder continuous functions	No

in Sections 3.3–3.4, we discuss the relationships between SID and standard conditions for high-dimensional learning, namely, the model sparsity and the relevance of active features. In Section 3.5, we compare our results to recent related works. We detail our analysis of approximation error and estimation variance in Sections 4 and 5, respectively. Section 6 discusses some implications and extensions of our work. All the proofs and technical details are provided in the Supplementary Material.

### 1.1 Notation

To facilitate the technical presentation, we first introduce some necessary notation that will be used throughout the paper. Let  $(\Omega, \mathcal{F}, \mathbb{P})$  be the underlying probability space. Denote by  $a_n = o(b_n)$  if  $\lim_n a_n/b_n = 0$  for some real  $a_n$  and  $b_n$ , and  $a_n = O(b_n)$  if  $\limsup_n |a_n|/|b_n| < \infty$ . The number of elements in a set  $S$  is denoted as  $\#S$ , and for an interval  $t$ , we define  $|t| := \sup t - \inf t$ . When the summation is over an empty set, we define its value as zero. For simplicity, we frequently denote a sequence of elements  $A_1, \dots, A_k$  as  $A_{1:k}$ . Unless otherwise noted, all logarithms used in this work are logarithms with base 2.

## 2 Random forests

### 2.1 Model setting and random forests algorithm

Let us denote by  $m(\mathbf{X})$  the measurable nonparametric regression function with  $p$ -dimensional random vector  $\mathbf{X}$  taking values in  $[0, 1]^p$ . The random forests algorithm aims to learn the regression function in a nonparametric fashion based on the observations  $\mathbf{x}_i \in [0, 1]^p, y_i \in \mathbb{R}, i = 1, \dots, n$ , from the nonparametric regression model

$$y_i = m(\mathbf{x}_i) + \varepsilon_i, \quad (1)$$

where  $\mathbf{X}, \mathbf{x}_i, \varepsilon_i, i = 1, \dots, n$ , are independent, and  $\{\mathbf{x}_i\}$  and  $\{\varepsilon_i\}$  are two sequences of identically distributed random variables. In addition,  $\mathbf{x}_1$  is distributed identically as  $\mathbf{X}$ .

In what follows, we introduce our random forests estimates and begin with a quick review of how a tree algorithm grows a tree using a given splitting criterion. The algorithm recursively partitions the root cell, using the splitting criterion to determine where to split

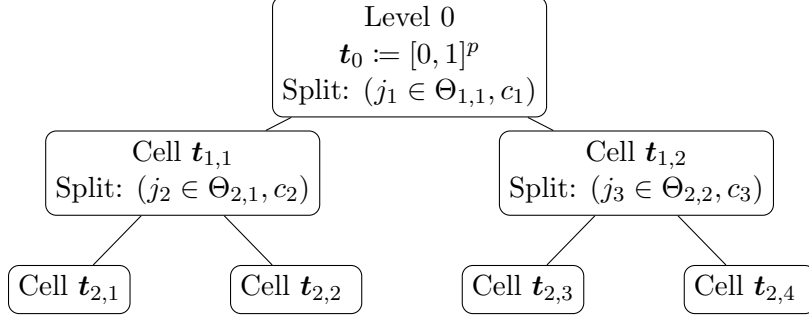


Figure 1: A level 2 (height 3) tree example. Each node represents a cell and defines the point where we split the current cell and produce new cells. We denote the sets of features eligible for splitting cells at level  $k - 1$  as  $\Theta_k := \{\Theta_{k,1}, \dots, \Theta_{k,2^{k-1}}\}$  with  $\Theta_{k,s} \subset \{1, \dots, p\}$ .

each cell. This split involves two components: the direction or feature to split  $j$  and the feature's value to split on  $c$ . In addition, the algorithm restricts the set of available features used to decide the direction of each split. This procedure repeats until the tree height reaches a predetermined level; the last grown cells are called the tree's end cells.

Next, we introduce the notation for the structure of a tree and its cells. A cell is defined as a rectangle such that  $\mathbf{t} = \times_{j=1}^p t_j := t_1 \times \dots \times t_p$ , where  $\times$  denotes the Cartesian product and each  $t_j$  is a closed or half closed interval in  $[0, 1]$ . For a cell  $\mathbf{t}$ , its two daughter cells,  $t_1 \times \dots \times t_{j-1} \times (t_j \cap [0, c)) \times t_{j+1} \times \dots \times t_p$  and  $t_1 \times \dots \times t_{j-1} \times (t_j \cap [c, 1]) \times t_{j+1} \times \dots \times t_p$ , are obtained by splitting  $\mathbf{t}$  according to the split  $(j, c)$  with direction  $j \in \{1, \dots, p\}$  and point  $c \in t_j$ . We use  $\Theta_k := \{\Theta_{k,1}, \dots, \Theta_{k,2^{k-1}}\}$  to denote the sets of available features for the  $2^{k-1}$  splits at level  $k - 1$  that grow the  $2^k$  cells at level  $k$  of the tree. See Figure 1 for a graphical example. A split is also referred to as a cut, and we use  $\mathbf{t}(j, c)$  to denote one of the daughter cells of  $\mathbf{t}$  after the split  $(j, c)$ .

Among many splitting criteria, we are particularly interested in analyzing the statistical properties of the classification and regression tree (CART)-split criterion [7, 8] used in the original random forests algorithm and formally introduced in Section 2.2. In this work, we use deterministic splitting criteria to characterize the statistical properties of CART-splits. A deterministic splitting criterion gives a split for a given cell  $\mathbf{t}$  and set of available features  $\Theta \subset \{1, \dots, p\}$  without being subject to variation of the observed sample  $(\mathbf{x}_i, y_i)$ 's. An important example of deterministic splitting criterion, known as the theoretical CART-split criterion in the literature [32, 31], is introduced in Section 3.1; the splits made by the theoretical CART-split criterion are not affected by the observed sample. Some other deterministic splitting criteria are introduced in Section 4.1. Next, we introduce the notation needed for our technical analysis.

In light of how a tree algorithm grows trees, given any (deterministic) splitting criterion and a set of  $\Theta_{1:k}$ , we can grow all cells in a tree at each level until level  $k$ . We introduce a *tree growing rule* for recording these cells. A tree growing rule denoted as  $T$  is associated with this splitting criterion and given  $\Theta_{1:k}$ ,  $T(\Theta_{1:k})$  denotes the collection of all sequences of cells connecting the root to the end cells at level  $k$  of this tree. Precisely, for each end cell of this tree, we can list a unique  $k$ -dimensional tuple of cells that connects the root cell

$\mathbf{t}_0 := [0, 1]^p$  to this end cell. These tuples of cells can be thought of as “tree branches” that trace down from the root cell. An example of a tree branch in Figure 1 is  $(\mathbf{t}_{1,1}, \mathbf{t}_{2,2})$  that connects the root cell to end cell  $\mathbf{t}_{2,2}$ . In particular, the collection  $T(\Theta_{1:k})$  contains  $2^k$  such  $k$ -dimensional tuples of cells.

Given any  $T$  (and hence the associated splitting criterion) and  $\Theta_{1:k}$ , the tree estimate denoted as  $\hat{m}_{T(\Theta_{1:k})}$  for a test point  $\mathbf{c} \in [0, 1]^p$  is defined as

$$\hat{m}_{T(\Theta_{1:k})}(\mathbf{c}, \mathcal{X}_n) := \sum_{(\mathbf{t}_1, \dots, \mathbf{t}_k) \in T(\Theta_{1:k})} \mathbf{1}_{\mathbf{c} \in \mathbf{t}_k} \left( \frac{\sum_{i \in \{i: \mathbf{x}_i \in \mathbf{t}_k\}} y_i}{\#\{i: \mathbf{x}_i \in \mathbf{t}_k\}} \right), \quad (2)$$

where  $\mathcal{X}_n := \{\mathbf{x}_i, y_i\}_{i=1}^n$ , the fraction is defined as zero when no sample is in the cell  $\mathbf{t}_k$ , and  $\mathbf{1}_{\mathbf{c} \in \mathbf{t}_k}$  is an indicator function taking value 1 if  $\mathbf{c} \in \mathbf{t}_k$  and 0 otherwise. In (2), each test point in  $[0, 1]^p$  belongs to one end cell since  $\{\mathbf{t}_k : (\mathbf{t}_1, \dots, \mathbf{t}_k) \in T(\Theta_{1:k})\}$  for each integer  $k > 0$  is a partition of  $[0, 1]^p$ .

Now that we have introduced individual trees, we discuss how to combine trees to form a forest. As mentioned previously, for each cell of a tree, only a subset of all features are used to choose a split. Every set of available features  $\Theta_{l,s}, l = 1, \dots, k, s = 1, \dots, 2^{l-1}$ , in this work has  $\lceil \gamma_0 p \rceil$  distinct integers among  $1, \dots, p$  with  $\lceil \cdot \rceil$  the ceiling function for some  $0 < \gamma_0 \leq 1$ , which is a predetermined constant parameter. The default parameter value  $\gamma_0 = 1/3$  is used in most implementations of the random forests algorithm. Given a growing rule  $T$ , each sequence of sets of available features  $\Theta_{1:k}$  can be used for growing a level  $k$  tree, and a sequence of distinct  $\Theta_{1:k}$  results in a distinct tree. Given  $k, p$ , and  $\gamma_0$ , the forests considered in this work consist of all possible distinct trees, in the sense that all possible sets of available features,  $\Theta_{1:k}$ , are considered.

The prediction of random forests is the average over predictions of all tree models in the forests. To have a precise definition, we introduce the boldface random mappings  $\Theta_{1:k}$ , which are independent and uniformly distributed over all possible  $\Theta_{1:k}$  for each integer  $k$ . The random forests estimate for  $\mathbf{c}$  with the observations  $\mathcal{X}_n$  is given by

$$\mathbb{E}(\hat{m}_{T(\Theta_{1:k})}(\mathbf{c}, \mathcal{X}_n) \mid \mathcal{X}_n) = \sum_{\Theta_{1:k}} \mathbb{P}(\cap_{s=1}^k \{\Theta_s = \Theta_s\}) \hat{m}_{T(\Theta_{1:k})}(\mathbf{c}, \mathcal{X}_n). \quad (3)$$

That is, we take expectation over sets of available features<sup>2,3</sup>. This step of tree aggregation is called the column subsampling. In practice, there can be more than one way of using column subsampling; in this work, we particularly use all possible trees in tree aggregation for column subsampling in (3).

**Remark 1.** *In contrast to the conventional notation for estimates, the notation for forests estimates (3) is with the conditional expectation. Alternatively, we can define the finite discrete parameter space  $\mathcal{Q}$  and write (3) as  $(\#\mathcal{Q})^{-1} \sum_{\Theta \in \mathcal{Q}} \hat{m}_{T(\Theta)}(\mathbf{c}, \mathcal{X}_n)$ , where  $\Theta$  denotes a sequence of sets of available features. However, we choose to use the definition stated in*

<sup>2</sup>For clarity, given the tree height  $k + 1$ , the number of features  $p$ , and  $\gamma_0$ , the number of distinct  $\Theta_{1:k}$  is  $\binom{p}{\lceil \gamma_0 p \rceil}^{2^k - 1}$ . Moreover, for each set of available features,  $\mathbb{P}(\cap_{s=1}^k \{\Theta_s = \Theta_s\}) = \left(\binom{p}{\lceil \gamma_0 p \rceil}\right)^{1-2^k}$ .

<sup>3</sup>When  $\gamma_0 = 1$ , the expectation is redundant.

(3) since the exact definition of the discrete parameter space and the cardinality of this space are not strictly relevant to our technical analysis. We define other forests estimates likewise.

**Remark 2.** We use the conditional expectation for compact notation for random forests estimates. However, by definition, for the conditional expectation to exist, the first moment of the integrand is required to exist. Rigorously, some regularity conditions are needed for this purpose. For details, see Section A.3 of Supplementary Material.

In addition to column subsampling, the random forests algorithm also resamples observations for making predictions. Let  $A = \{a_1, \dots, a_B\}$  be a set of subsamples with each  $a_i$  consisting of  $\lceil bn \rceil$  observations (indices) drawn without replacement from  $\{1, \dots, n\}$  for some positive integer  $B$  and  $0 < b \leq 1$ . The default values of parameters  $B$  and  $b$  are 500 and 0.632, respectively, in the `randomForest` R package [24]<sup>4</sup>. The tree estimate using subsample  $a$  is defined as

$$\hat{m}_{T(\Theta_{1:k}),a}(\mathbf{c}, \mathcal{X}_n) := \sum_{(\mathbf{t}_1, \dots, \mathbf{t}_k) \in T(\Theta_{1:k})} \mathbf{1}_{\mathbf{c} \in \mathbf{t}_k} \left( \frac{\sum_{i \in a \cap \{i: \mathbf{x}_i \in \mathbf{t}_k\}} y_i}{\#(a \cap \{i: \mathbf{x}_i \in \mathbf{t}_k\})} \right). \quad (4)$$

The random forests estimate given  $A$  is then defined as

$$B^{-1} \sum_{a \in A} \mathbb{E}(\hat{m}_{T,a}(\Theta_{1:k}, \mathbf{c}, \mathcal{X}_n) \mid \mathcal{X}_n) := B^{-1} \sum_{a \in A} \mathbb{E}(\hat{m}_{T(\Theta_{1:k}),a}(\mathbf{c}, \mathcal{X}_n) \mid \mathcal{X}_n), \quad (5)$$

where we move the boldface notation up into the parenthesis for simplicity and the conditional expectation above is with respect to  $\Theta_{1:k}$ <sup>5</sup>.

The estimate in (5) is an abstract random forests estimate since a generic tree growing rule  $T$  is used. The benefit of using abstract random forests estimates can be seen in Theorem 3 in Section 4.1 for analyzing the bias of random forests. In addition to abstract random forests estimates, we consider the sample random forests estimate introduced in (7) in Section 2.2. For simplicity, we refer to both versions as random forests estimates unless the distinction is necessary.

## 2.2 CART-split criterion

Given a cell  $\mathbf{t}$ , a subset of observation indices  $a$ , and a set of available features  $\Theta \subset \{1, \dots, p\}$ , the CART-split is defined as

$$(\hat{j}, \hat{c}) := \underset{j \in \Theta, c \in \{x_{ij}: \mathbf{x}_i \in \mathbf{t}, i \in a\}}{\operatorname{argmin}} \left[ \sum_{i \in a \cap P_L} (\bar{y}_L - y_i)^2 + \sum_{i \in a \cap P_R} (\bar{y}_R - y_i)^2 \right], \quad (6)$$

<sup>4</sup>Another default setup sets  $b = 1$  but draws observations with replacement.

<sup>5</sup>In particular, for independent random variables such as  $\Theta_k$ 's, we use an expectation with a subscript to indicate which variables the expectation is with respect to, which is equivalent to the expectation conditional on all other variables. We use conditional expectations to make the expressions in alignment with those in the technical proofs, where we repeatedly manipulate the conditional expectations.

where  $P_L := \{i : \mathbf{x}_i \in \mathbf{t}, x_{ij} < c\}$ ,  $P_R := \{i : \mathbf{x}_i \in \mathbf{t}, x_{ij} \geq c\}$ , and

$$\bar{y}_L := \sum_{i \in a \cap P_L} \frac{y_i}{\#(a \cap P_L)}, \quad \bar{y}_R := \sum_{i \in a \cap P_R} \frac{y_i}{\#(a \cap P_R)}.$$

The criterion breaks ties randomly and splits on a random point if  $\#\{x_{ij} : \mathbf{x}_i \in \mathbf{t}, i \in a\} \leq 1$ , a situation where both summations in (6) are zeros (summation over an empty index set is defined as zero). Furthermore, we define the criterion in the way such that every split results in two non-empty (an empty cell has zero volume) daughter cells<sup>6</sup>. It is worth mentioning that given a sample, the CART-split criterion conditional on the sample is a deterministic splitting criterion; conditioning on another sample leads to another deterministic splitting criterion.

Let us define  $\hat{T}_a$  as the sample tree growing rule that is associated with a splitting criterion following (6). In (2) and (4), we have introduced the tree estimates based on tree growing rules associated with deterministic splitting criteria. The tree estimates using  $\hat{T}_a$  can be defined similarly because the sample tree growing rule is a deterministic tree growing rule when the sample  $\mathcal{X}_n$  is given. Specifically, we have<sup>7</sup>

$$\hat{m}_{\hat{T}_a(\Theta_{1:k})}(\mathbf{c}, \mathcal{X}_n) := \sum_{(\mathbf{t}_1, \dots, \mathbf{t}_k) \in \hat{T}_a(\Theta_{1:k})} \mathbf{1}_{\mathbf{c} \in \mathbf{t}_k} \left( \frac{\sum_{i \in \{i : \mathbf{x}_i \in \mathbf{t}_k\}} y_i}{\#\{i : \mathbf{x}_i \in \mathbf{t}_k\}} \right), \quad (7)$$

and the definition is the same for  $\hat{m}_{\hat{T}_{a,a}}$ . Hence, the random forests estimate for a test point  $\mathbf{c} \in [0, 1]^p$  is given by

$$B^{-1} \sum_{a \in A} \mathbb{E} \left( \hat{m}_{\hat{T}_{a,a}}(\Theta_{1:k}, \mathbf{c}, \mathcal{X}_n) \mid \mathcal{X}_n \right), \quad (8)$$

where the average and conditional expectation correspond to the sample and column subsamplings, respectively. Note that the average and conditional expectation are interchangeable.

### 2.3 Roadmap of bias-variance decomposition analysis

We are now ready to introduce the bias-variance decomposition analysis for random forests, whose  $\mathbb{L}^2$  prediction loss is defined as

$$\mathbb{E} \left( m(\mathbf{X}) - B^{-1} \sum_{a \in A} \mathbb{E} \left( \hat{m}_{\hat{T}_{a,a}}(\Theta_{1:k}, \mathbf{X}, \mathcal{X}_n) \mid \mathbf{X}, \mathcal{X}_n \right) \right)^2. \quad (9)$$

Let us define some notation for a further illustration. For a tree growing rule  $T$  and  $\Theta_{1:k}$ , the population version of (2) is defined as

$$m_{T(\Theta_{1:k})}^*(\mathbf{c}) := \sum_{(\mathbf{t}_1, \dots, \mathbf{t}_k) \in T(\Theta_{1:k})} \mathbf{1}_{\mathbf{c} \in \mathbf{t}_k} \mathbb{E}(m(\mathbf{X}) \mid \mathbf{X} \in \mathbf{t}_k) \quad (10)$$

<sup>6</sup>This statement can be made rigorous with a more sophisticated definition of CART-splits, but we omit the details for simplicity.

<sup>7</sup>The notation for (7) is not suitable for cases such as the honest trees [35] where the sample for growing trees and that for prediction are different.



for each test point  $\mathbf{c} \in [0, 1]^p$ . For simplicity, we use  $m_T^*(\Theta_{1:k}, \mathbf{c})$  to denote the left-hand side (LHS) of (10). The population estimate (10) can also be used with the sample tree growing rule;  $m_{\hat{T}_a}^*$  is defined likewise with  $\hat{T}_a$  in place of  $T$  in (10). To simplify the notation, let us temporarily consider the case that uses the full sample  $a = \{1, \dots, n\}$  and denote  $\hat{T}_a$  and  $\hat{m}_{\hat{T}_a}$  as  $\hat{T}$  and  $\hat{m}_{\hat{T}}$ , respectively. Since we utilize the full sample, the sample subsampling and the average  $B^{-1} \sum_{a \in A} (\cdot)$  in the random forests estimate in (9) are no longer needed. Thus, (9) becomes

$$\mathbb{E} \left( m(\mathbf{X}) - \mathbb{E} \left( \hat{m}_{\hat{T}}(\Theta_{1:k}, \mathbf{X}, \mathcal{X}_n) \mid \mathbf{X}, \mathcal{X}_n \right) \right)^2.$$

By Jensen's inequality and the Cauchy-Schwarz inequality, we can deduce that

$$\begin{aligned} & \frac{1}{2} \mathbb{E} \left( m(\mathbf{X}) - \mathbb{E} \left( \hat{m}_{\hat{T}}(\Theta_{1:k}, \mathbf{X}, \mathcal{X}_n) \mid \mathbf{X}, \mathcal{X}_n \right) \right)^2 \\ & \leq \mathbb{E} \left( m(\mathbf{X}) - m_T^*(\Theta_{1:k}, \mathbf{X}) \right)^2 + \mathbb{E} \left( m_T^*(\Theta_{1:k}, \mathbf{X}) - \hat{m}_{\hat{T}}(\Theta_{1:k}, \mathbf{X}, \mathcal{X}_n) \right)^2, \end{aligned} \quad (11)$$

where the right-hand side (RHS) is a summation of approximation error (the first term, which is also referred to as squared bias) and estimation variance (the second term). Details on deriving (11) can be found in Section A.2 of Supplementary Material. The first term on the RHS of (11) is referred to as the approximation error due to (12) below. By the definition of  $m_T^*$  in (10), it holds that for any tree growing rule  $T$  and each  $\Theta_{1:k}$ , on  $\cap_{l=1}^k \{\Theta_l = \Theta_l\}$ ,

$$\begin{aligned} & \mathbb{E} \left( \left( m(\mathbf{X}) - m_T^*(\Theta_{1:k}, \mathbf{X}) \right)^2 \mid \Theta_{1:k} = \Theta_{1:k} \right) \\ & = \sum_{(\mathbf{t}_1, \dots, \mathbf{t}_k) \in T(\Theta_{1:k})} \mathbb{P}(\mathbf{X} \in \mathbf{t}_k) \text{Var}(m(\mathbf{X}) \mid \mathbf{X} \in \mathbf{t}_k). \end{aligned} \quad (12)$$

The RHS of (12) is the average approximation error resulting from  $\mathbb{L}^2$ -approximating  $m(\mathbf{X})$  by the class of step functions  $\{f(\mathbf{X}) : f(\mathbf{X}) = \sum_{(\mathbf{t}_1, \dots, \mathbf{t}_k) \in T(\Theta_{1:k})} c(\mathbf{t}_k) \mathbf{1}_{\mathbf{X} \in \mathbf{t}_k}, c(\mathbf{t}_k) \in \mathbb{R}\}$ . Observe that the approximation error in (11) is also subject to sample variation because sample CART-splits are used to build trees.

In Section 3.2, we will obtain the desired convergence rates for random forests consistency by bounding the two terms in (11), and introduce these results in Theorem 1 and Corollary 1. In Section 4, we will analyze and establish an upper bound for the average approximation error in Lemma 1. The estimation variance term is then analyzed in Section 5, where we will introduce the high-dimensional random forests estimation foundation to establish the convergence rate for estimation variance in Lemma 2. Furthermore,  $\gamma_0$  is a predetermined constant parameter and we do not specify the value of  $\gamma_0$  if it is not directly relevant to the results (e.g., theorems or lemmas).

### 3 Main results

#### 3.1 Definitions and technical conditions

For a cell  $\mathbf{t}$  and its two daughter cells  $\mathbf{t}'$  and  $\mathbf{t}''$ , let us define

$$\begin{aligned} (I)_{\mathbf{t},\mathbf{t}'} &:= (I)_{\mathbf{t},\mathbf{t}''} \\ &:= \mathbb{P}(\mathbf{X} \in \mathbf{t}' \mid \mathbf{X} \in \mathbf{t}) \text{Var}(m(\mathbf{X}) \mid \mathbf{X} \in \mathbf{t}') + \mathbb{P}(\mathbf{X} \in \mathbf{t}'' \mid \mathbf{X} \in \mathbf{t}) \text{Var}(m(\mathbf{X}) \mid \mathbf{X} \in \mathbf{t}''), \end{aligned} \quad (13)$$

and

$$\begin{aligned} (II)_{\mathbf{t},\mathbf{t}'} &:= (II)_{\mathbf{t},\mathbf{t}''} := \mathbb{P}(\mathbf{X} \in \mathbf{t}' \mid \mathbf{X} \in \mathbf{t}) \left( \mathbb{E}(m(\mathbf{X}) \mid \mathbf{X} \in \mathbf{t}') - \mathbb{E}(m(\mathbf{X}) \mid \mathbf{X} \in \mathbf{t}) \right)^2 \\ &\quad + \mathbb{P}(\mathbf{X} \in \mathbf{t}'' \mid \mathbf{X} \in \mathbf{t}) \left( \mathbb{E}(m(\mathbf{X}) \mid \mathbf{X} \in \mathbf{t}'') - \mathbb{E}(m(\mathbf{X}) \mid \mathbf{X} \in \mathbf{t}) \right)^2. \end{aligned} \quad (14)$$

To facilitate our technical analysis, we introduce some natural regularity conditions below.

**Condition 1.** *There exists some  $\alpha_1 \geq 1$  such that for each cell  $\mathbf{t}$ ,*

$$\text{Var}(m(\mathbf{X}) \mid \mathbf{X} \in \mathbf{t}) \leq \alpha_1 \sup_{j,c} (II)_{\mathbf{t},\mathbf{t}(j,c)},$$

where the supremum is over all possible feature and split value combinations  $(j, c)$ 's.

**Condition 2.** *The distribution of  $\mathbf{X}$  has a density function  $f$  that is bounded away from 0 and  $\infty$ .*

**Condition 3.** *Assume model (1) and that  $p = O(n^{K_0})$  for some positive constant  $K_0$ . In addition, assume a symmetric distribution around 0 for  $\varepsilon_1$  and that  $\mathbb{E}|\varepsilon_1|^q < \infty$  for some large  $q > 0$ .*

**Condition 4.** *Assume that  $\|m(\mathbf{x})\|_\infty := \sup_{\mathbf{c} \in [0,1]^p} |m(\mathbf{c})| \leq M_0$  for some  $M_0 > 0$ .*

Condition 1 above is termed as the sufficient impurity decrease (SID). Overall, Conditions 2–4 are some basic assumptions in nonparametric regression models. In particular, our technical analysis allows for polynomially growing dimensionality  $p$ . The symmetric distribution on the model error is a technical assumption that can be relaxed. The SID assumption introduced in Condition 1 plays a key role in our technical analysis and we explain its meaning as follows. If  $m(\mathbf{X})$  is approximated by a class of step functions  $\{f(\mathbf{X}) : f(\mathbf{X}) = c \mathbf{1}_{\mathbf{X} \in \mathbf{t}}, c \in \mathbb{R}\}$ , the  $\mathbb{L}^2$  approximation error conditional on  $\{\mathbf{X} \in \mathbf{t}\}$  is given by

$$\text{Var}(m(\mathbf{X}) \mid \mathbf{X} \in \mathbf{t}). \quad (15)$$

If instead a larger class of step functions  $\{f(\mathbf{X}) : f(\mathbf{X}) = c_1 \mathbf{1}_{\mathbf{X} \in \mathbf{t}'} + c_2 \mathbf{1}_{\mathbf{X} \in \mathbf{t}''}, c_i \in \mathbb{R}\}$  with  $\mathbf{t}'$  and  $\mathbf{t}''$  two daughter cells of  $\mathbf{t}$  is used for approximation, the approximation error conditional on  $\{\mathbf{X} \in \mathbf{t}\}$  is given by  $(I)_{\mathbf{t},\mathbf{t}'}$ . A simple calculation shows that  $\text{Var}(m(\mathbf{X}) \mid \mathbf{X} \in \mathbf{t}) = (I)_{\mathbf{t},\mathbf{t}'} + (II)_{\mathbf{t},\mathbf{t}'}$ . Hence,  $(II)_{\mathbf{t},\mathbf{t}'}$  can be understood as the conditional approximation improvement, or the conditional impurity decrease, due to using a larger class of step functions for approximation.

With such understanding, intuitively SID requires that the regression function  $m(\mathbf{X})$  satisfy the following property. For each cell  $\mathbf{t}$ , there exists a split such that the conditional impurity decrease is at least a proportion, which is  $1/\alpha_1$ , of the total variance conditional on  $\{\mathbf{X} \in \mathbf{t}\}$ , which is  $\text{Var}(m(\mathbf{X})|\mathbf{X} \in \mathbf{t})$ . We use the impurity decrease to refer to the conditional impurity decrease for simplicity. We emphasize again that we use the terms “impurity,” “bias,” and “approximation error” interchangeably, and the precise meaning of them is given in (15), where we can integrate over  $\{\mathbf{X} \in \mathbf{t}\}$  to obtain the unconditional approximation error. Furthermore, given a cell  $\mathbf{t}$ , the supremum on the RHS of SID is the impurity decrease due to the theoretical CART [32, 31, 23] with all features available for splitting. In particular, the theoretical CART searches for the descendant cell  $\mathbf{t}'$  of a parent cell  $\mathbf{t}$  given an available feature set  $\Theta$  such that  $(II)_{\mathbf{t},\mathbf{t}'} = \sup_{j \in \Theta, c} (II)_{\mathbf{t},\mathbf{t}(j,c)}$ , where ties are broken randomly.

To illustrate the flexibility of the SID condition, we provide Examples 1–3 that satisfy such condition below. Detailed proofs for Examples 1–3 are included in Sections C.3–C.5 of Supplementary Material. Examples 1–2 consider additive regression functions that are popular examples in the literature of nonparametric consistency analysis [32]. See also [3, 32] for the use of additive regression models [17]. Note that in Example 1, the continuity of regression function is not required. Example 3 is used to demonstrate that SID requires neither independent covariates nor continuous regression functions.

**Example 1.** Assume that  $\mathbf{X}$  is uniformly distributed on  $[0, 1]^p$ . The regression function is defined as  $m(\mathbf{X}) := \sum_{j=1}^s m_j(X_j)$ , where  $s$  is some positive integer and for each  $j \leq s$  and  $x \in [0, 1]$ ,

$$m_j(x) := h_{j,K}(x)\mathbf{1}_{[b_{j,K-1}, b_{j,K}]} + \sum_{k=1}^{K-1} h_{j,k}(x)\mathbf{1}_{[b_{j,k-1}, b_{j,k}]}$$

with some integer  $K > 0$ , linear functions  $h_{j,1}, \dots, h_{j,K}$ , and constants  $b_{j,k}$ ’s such that  $0 = b_{j,0} < \dots < b_{j,K} = 1$ .

**Example 2.** Assume that  $X_j$ ’s are independent and the marginal density functions  $f_j$ ’s are bounded from above and below. The regression function is given by  $m(\mathbf{X}) = \sum_{j=1}^s m_j(X_j)$  with some positive integer  $s$  and  $m_j$ ’s satisfying that

$$\inf_{1 \leq j \leq s, x \in [0,1]} m_j' > 0 \quad \text{and} \quad \sup_{1 \leq j \leq s, x \in [0,1]} m_j' < \infty,$$

where  $m_j'$  denotes the derivative of  $m_j$ .

**Example 3.** Fix an interval  $I \subset [0, 1]$ . For each  $\mathbf{x} \in [0, 1]^p$ , define the regression function  $m(\mathbf{x}) := 1$  if  $x_1 \in I$  and  $m(\mathbf{x}) := 0$  otherwise. In addition, for the distribution of  $\mathbf{X}$ , assume that there exist some  $0 < \underline{m} \leq \bar{m}$  such that for each interval  $t \subset [0, 1]$ ,  $|t|\underline{m} \leq \mathbb{P}(X_1 \in t \mid X_2, \dots, X_p) \leq |t|\bar{m}$ .

Besides the above three examples, we further provide a counterexample (i.e., Example 4) showing that SID is crucial for controlling the squared bias of random forests. Let us consider

a random forests model with  $\gamma_0 = 1$  and the tree growing rule  $T^*$  that is associated with the theoretical CART-split criterion. The proof for Example 4 is included in Section C.6 of Supplementary Material.

**Example 4.** Let  $\mathbf{X} = (X_1, \dots, X_p)^T$  be a uniformly distributed covariate vector taking values in  $[0, 1]^p$  with  $p > 2$ . Consider the regression function

$$m(\mathbf{X}) = (X_1 - 0.5)(X_2 - 0.5) + \sum_{j=3}^p X_j.$$

Then for each integer  $k \geq 1$ , it holds that

$$\mathbb{E}(m(\mathbf{X}) - m_{T^*}^*(\Theta'_1, \dots, \Theta'_k, \mathbf{X}))^2 \geq \frac{1}{144}, \quad (16)$$

where  $\Theta'_k := \{\{1, \dots, p\}, \dots, \{1, \dots, p\}\}$  for each integer  $k \geq 1$  (i.e.,  $\gamma_0 = 1$ ). Moreover,  $m(\mathbf{X})$  violates Condition 1; specifically, for each  $\mathbf{t} = \times_{j=1}^p t_j$  with  $|t_j| > 0$  for some  $j \geq 3$ , it holds that the maximum impurity decrease is positive (i.e.,  $\sup_{j,c}(II)_{\mathbf{t}, \mathbf{t}(j,c)} > 0$ ), but the constant  $\alpha_1 \geq 1$  does not exist.

Intuitively, for a given splitting criterion, the population forest estimate with  $\gamma_0 = 1$  has smaller bias compared to the ones with  $\gamma_0 < 1$ , because when  $\gamma_0 = 1$ , each split is optimized over all possible features  $\{1, \dots, p\}$  and thus is more likely to achieve the maximum impurity decrease. The result in (16) shows that for the specific Example 4, even for the population tree associated with theoretical CART  $T^*$ , the bias does not decrease to zero as tree height increases. A broader implication of this is that the squared bias of the random forests model may not vanish as tree height increases if  $m(\mathbf{X})$  does not have uniformly lower-bounded ratio  $\frac{\sup_{j,c}(II)_{\mathbf{t}, \mathbf{t}(j,c)}}{\text{Var}(m(\mathbf{X}) \mid \mathbf{X} \in \mathbf{t})}$ . This provides some justifications on the validity of assuming SID, which requires that for each cell  $\mathbf{t}$ , the maximum impurity decrease is at least a fixed proportion of the total variance conditional on  $\mathbf{t}$ .

**Remark 3.** *The SID assumes a universal constant  $\alpha_1$  for all cells. Whether this can be relaxed to a cell-dependent constant is unclear. We outline a possibility here. We may relax the requirement of the current version of SID by ignoring small cells. A cell  $\mathbf{t}$  is said to be a small cell if  $\mathbb{P}(\mathbf{X} \in \mathbf{t}) \leq c$  for some  $c > 0$  possibly decreasing with the sample size. Intuitively, with a larger sample size, the improved version of SID should consider a larger class of cells. However, it does not have to consider all possible cells for each sample size  $n$ ; some small cells may be ignored without affecting the overall approximation accuracy greatly. By avoiding considering some small cells, the current version of SID may be largely relaxed. Such a relaxation can be interesting future work.*

### 3.2 Convergence rates

We are now ready to characterize the explicit convergence rates for the consistency of random forests in a fairly general high-dimensional nonparametric regression setting. Let  $A = \{a_1, \dots, a_B\}$  and  $a \in A$  be given such that each  $a_i$  is a set of  $\lceil bn \rceil$  indices drawn

from  $\{1, \dots, n\}$  without replacement. Recall that  $\hat{T}_a$  and  $\gamma_0$  are defined in Sections 2.2 and 2.1, respectively; details on the random forests estimates  $\mathbb{E}(\hat{m}_{\hat{T}_a, a}(\dots) \mid \mathbf{X}, \mathcal{X}_n)$  and  $\frac{1}{B} \sum_{a \in A} \mathbb{E}(\hat{m}_{\hat{T}_a, a}(\dots) \mid \mathbf{X}, \mathcal{X}_n)$  can be found in Section 2.2.

**Theorem 1.** *Assume that Conditions 1–4 hold and let  $0 < \gamma_0 \leq 1$ ,  $\alpha_2 > 1$ ,  $0 < \eta < 1/8$ ,  $0 < c < 1/4$ , and  $\delta > 0$  be given with  $2\eta < \delta < \frac{1}{4}$ . Then there exists some  $C > 0$  such that for all large  $n$  and each  $1 \leq k \leq c \log_2 \lceil bn \rceil$ ,*

$$\begin{aligned} & \mathbb{E} \left( m(\mathbf{X}) - \mathbb{E} \left( \hat{m}_{\hat{T}_a, a}(\boldsymbol{\Theta}_{1:k}, \mathbf{X}, \mathcal{X}_n) \mid \mathbf{X}, \mathcal{X}_n \right) \right)^2 \\ & \leq C \left( \alpha_1(\lceil bn \rceil)^{-\eta} + (1 - \gamma_0(\alpha_1 \alpha_2)^{-1})^k + (\lceil bn \rceil)^{-\delta+c} \right) \end{aligned} \quad (17)$$

and

$$\begin{aligned} & \mathbb{E} \left( m(\mathbf{X}) - \frac{1}{B} \sum_{a \in A} \mathbb{E} \left( \hat{m}_{\hat{T}_a, a}(\boldsymbol{\Theta}_{1:k}, \mathbf{X}, \mathcal{X}_n) \mid \mathbf{X}, \mathcal{X}_n \right) \right)^2 \\ & \leq C \left( \alpha_1(\lceil bn \rceil)^{-\eta} + (1 - \gamma_0(\alpha_1 \alpha_2)^{-1})^k + (\lceil bn \rceil)^{-\delta+c} \right). \end{aligned} \quad (18)$$

To the best of our knowledge, Theorem 1 above is the first result on the consistency rates for the original version of the random forests algorithm; see Table 1 in the Introduction for detailed discussions. The constant  $\alpha_2 > 1$  is arbitrary and is needed to account for the estimation error from using sample CART-splits. Although Condition 2 restricts the feature dimensionality  $p$ , the upper bounds in Theorem 1 do not depend on  $p$  explicitly; see Remark 4 for the implicit dependence of the rates on  $p$ . Our results provide no interesting information about the tuning parameter  $b$ . The technical reason is that we have used the Cauchy–Schwarz inequality when deriving (18) from (17), which holds even in the worst case when all trees are highly correlated with each other. In this sense, (18) only gives a highly conservative upper bound. Because random forests improves upon bagging [6] using column subsampling, in what follows we focus on random forests using only column subsampling with the full sample (i.e.,  $b = 1$  and  $a = \{1, \dots, n\}$ ). The notation for the case with  $b = 1$  can be found in Section 2.3.

To gain more in-depth understandings of the upper bounds in Theorem 1, we provide the following corollary restating the results in Theorem 1 with more emphasis on the bias-variance decomposition.

**Corollary 1.** *Let  $b = 1$ . Then under all the conditions of Theorem 1, for all large  $n$  and each  $1 \leq k \leq c \log_2 n$ , it holds for the two terms on the RHS of (11) that*

$$\begin{aligned} \text{Squared bias} &:= \mathbb{E} \left( m(\mathbf{X}) - m_{\hat{T}}^*(\boldsymbol{\Theta}_{1:k}, \mathbf{X}) \right)^2 \\ &\leq O \left( n^{-\eta} + (1 - \gamma_0(\alpha_1 \alpha_2)^{-1})^k \right) + \underbrace{O(n^{-\delta+c})}_{\text{Uninteresting error}} \end{aligned} \quad (19)$$

and

$$\begin{aligned} \text{Estimation variance} &:= \mathbb{E} \left( m_{\hat{T}}^*(\Theta_{1:k}, \mathbf{X}) - \hat{m}_{\hat{T}}(\Theta_{1:k}, \mathbf{X}, \mathcal{X}_n) \right)^2 \\ &\leq O(n^{-\eta}) + \underbrace{O(n^{-\delta+c})}_{\text{Uninteresting error}}. \end{aligned} \quad (20)$$

The third term in (17), which is also displayed in (19) and (20) as the “uninteresting error,” is caused by technical difficulty and does not carry too much meaning; see Remark 5 below for details. It is possible that such term can be eliminated by more refined technical analysis. Thus, the discussion in this section ignores this term for simplicity.

Our results provide a fresh understanding of random forests, especially in terms of how random forests controls the bias. The second term on the RHS of (19) is the main term of random forests bias, whereas the first term  $n^{-\eta}$  upper-bounds the error caused by the sample CART-splits. If theoretical CART-splits (see Section 3.1 for its formal definition) are used, then the first term on the RHS of (19) vanishes and the second term has  $\alpha_2 = 1$ ; see Remark 8 in Section 4.1. We contribute to characterizing quantitatively how the use of column subsampling controls the bias when  $k \leq c \log n$ . For fixed sample size  $n$ , the first term  $n^{-\eta}$  in the bias upper bound does not vanish as tree height increases. For the bias upper bound to decrease to zero, it requires both  $n, k \rightarrow \infty$ . Tuning a higher  $\gamma_0$  decreases the second term in the bias decomposition, because a larger  $\gamma_0$  makes each split more likely to be on relevant features and hence decreases the bias faster. On the other hand, it is likely that the first term on the RHS of (19),  $O(n^{-\eta})$ , is a conservative upper bound on the error caused by sample CART-splits because this term is invariant to  $\gamma_0$  and  $k$ . Accurately characterizing how this error term depends on  $\gamma_0$ ,  $k$  as well as  $n$  is an interesting future research topic. Moreover, it is necessary to point out that this error term and the first term of estimation variance can generally have different convergence rates;  $O(n^{-\eta})$  is a common upper bound for both terms for simplicity of the technical presentation.

Our upper bound of estimation variance in (20) is less informative compared to our bias upper bound in the sense that it does not reflect any effects of  $\gamma_0$  and  $k$ . In fact, the variance upper bound is conservative due to certain technical difficulties. It was discovered in the literature that random forests with column subsampling is closely related to the adaptive nearest neighbors method [25] and adaptive weighted estimation [1]. Let us draw analogy to the adaptive nearest neighbors method to assist the understanding. As revealed in [25], the forest estimate has the representation of adaptive weighted nearest neighbors estimator. The column subsampling rate  $\gamma_0$  controls the adaptive weights assigned to the nearest neighbors, with  $\gamma_0 = 1$  producing uniform weights on only the nearest neighbors (under some distance metric) and zero weights on further-away ones, and smaller  $\gamma_0$  producing more adaptive and distributed weights extended even to some further-away neighbors. This suggests that the estimation variance should depend on  $\gamma_0$ . However, our upper bound is a conservative one holding for all values of  $\gamma_0$ . It is also commonly believed that larger  $k$  usually causes larger variance for the forest estimate because the end cells tend to contain smaller numbers of observations. It is a challenging and interesting future research topic to precisely characterize

how variance depends on  $\gamma_0$  and  $k$ . As a result, the fact that the upper bound in Theorem 1 increases with  $\gamma_0$  is a coincidence rather than reality; it is caused by the crude upper bounds for several parts in the bias-variance decomposition.

We have seen that SID is crucial in analyzing prediction of random forests. In the subsequent sections, we will discuss the relationship between  $\alpha_1$  and sparsity, the role of relevant features in ensuring that SID holds, and compare our results to recent related work.

**Remark 4.** *The feature dimensionality  $p$  and tree height  $k$  decide the number of all possible cells when growing trees. In deriving the consistency rates in Theorem 1, we have to account for the probabilistic deviations between the sample moments (e.g., means) conditional on all possible cells and their corresponding population counterparts. This is easy to understand for the variance analysis. For the bias analysis, we also need to account for such deviations because of the use of sample CART-splits. Roughly speaking, the deviations between the sample and population moments on each cell can be quantified by Hoeffding’s inequality. But to achieve uniform control over all possible cells, we need to restrict the number of cells which is upper-bounded by  $2^{c \log n} (p(\lceil n^{1+\rho_1} \rceil + 1))^{c \log n}$  when height  $k \leq c \log n$ ; see (A.7) in Supplementary Material for details. The condition of  $p = O(n^{K_0})$  is sufficient for our purpose on restricting the number of all possible cells. It also explains that both bias and variance depend implicitly on  $p$  through  $n$  in our upper bounds.*

**Remark 5.** *We explain briefly how the third term in the upper bound in Theorem 1 results from our technical analysis. When a tree is grown up to level  $k$ , there are  $2^k$  cells, which form a partition of the  $p$ -dimensional hypercube. Among these cells, if a cell  $\mathbf{t}$  is too small such that  $\mathbb{P}(\mathbf{X} \in \mathbf{t}) \leq c_n$  with  $c_n$  depending only on  $n$ , there will not be enough observations in  $\mathbf{t}$  with high probability, and consequently we cannot use Hoeffding’s inequality to control the probabilistic difference between  $\mathbb{E}(m(\mathbf{X})|\mathbf{X} \in \mathbf{t})$  and its sample counterpart. Since the total probability of all these small cells is less than  $c_n 2^k$ , when  $c_n$  and  $k \leq c \log_2 n$  are sufficiently small, we use Conditions 3 and 4 to establish upper bounds for the mean differences on all these small cells. This is one of the reasons why we need the brute-force analysis method; for details, see Lemma 1 in Section 4. We notice that this is also one of the reasons why we limit the tree height parameter  $c < 1/4$ . In addition, another reason for the third term in the rates is due to the use of our high-dimensional estimation framework. Details on this can be found in Lemma 2 in Section 5. Whether it is possible and how to eliminate this term by a finer analysis is an interesting future research topic.*

### 3.3 Sparsity parameter $\alpha_1$

In Theorem 1, the magnitude of  $\alpha_1$  affects the convergence rates mainly through the term  $1 - \gamma_0(\alpha_1 \alpha_2)^{-1}$ , where the smaller the  $\alpha_1$  is, the faster the approximation error decreases for each additional increase in tree height. In general, the value of  $\alpha_1$  depends on the underlying regression model in a complex way and hence the interpretation of  $\alpha_1$  for general cases is beyond the scope of this paper. However, if we focus on additive regression models as in Examples 1–2, then the value of  $\alpha_1$  can be understood to be in proportion to the number



of relevant features in the model. We illustrate this with a simple example using a linear regression model. The proof for Example 5 is included in Section C.7 of Supplementary Material.

**Example 5.** Consider the linear regression function

$$m(\mathbf{X}) = \sum_{j=1}^s \beta_j X_j,$$

where  $s$  is a positive integer,  $\beta_j$  with  $|\beta_j| > 0$  are regression coefficients, and  $\mathbf{X}$  is uniformly distributed on  $[0, 1]^p$ . Then for each cell  $\mathbf{t} = \times_{j=1}^p t_j$ , we have

$$\frac{4}{3}s(\min_{1 \leq j \leq s} |\beta_j|)^{-2}(\max_{1 \leq j \leq s} \beta_j^2)(II)_{\mathbf{t}, \mathbf{t}(j^*, c^*)} \geq \text{Var}(m(\mathbf{X}) \mid \mathbf{X} \in \mathbf{t}),$$

where  $j^* = \arg \max_{1 \leq j \leq s} |t_j|$  and  $c^* = (\sup t_{j^*} + \inf t_{j^*})/2$ .

For the regression function in Example 5 above, SID holds with  $\alpha_1 \geq 1$  such that

$$\alpha_1 \geq \frac{4}{3}s(\min_{1 \leq j \leq s} |\beta_j|)^{-2}(\max_{1 \leq j \leq s} \beta_j^2),$$

which depends linearly on  $s$ . It may be possible to improve the above lower bound of  $\alpha_1$  by a constant factor. However, it is unlikely that the linear dependence on  $s$  can be further relaxed.

In light of the connection of the sparsity parameter  $\alpha_1$  to the number of relevant features, it is natural to explore how large it can be in terms of sample size  $n$ . To such end, consider a growing  $\alpha_1 = \alpha_{1n}$  in the convergence rates established in Theorem 1; for details, see Theorem 6 in Section A.7 of Supplementary Material for a generalization of Theorem 1 that allows for a growing  $\alpha_{1n}$ . Simple calculation shows that for the term  $(1 - \gamma_0(\alpha_{1n}\alpha_2)^{-1})^{\lfloor c \log_2 n \rfloor}$  to vanish to zero as  $n \rightarrow \infty$ , it requires that  $\alpha_{1n} = o(\log n)$ , provided that  $\gamma_0$  and  $\alpha_2$  are fixed constants. Hence, in the setting of Example 5, we conclude that the number of relevant features  $s$  should be at most  $o(\log_2 n)$  for a random forests model to have prediction consistency. As a remark, this conclusion in turn suggests that random forests may not be optimal for additive regression models in terms of the number of relevant features allowed in the models.

### 3.4 Role of relevant features

In this section, we formally define relevant features and study the role of relevant features for SID. We show that if the regularity conditions and SID are assumed, then for some cells, only the splits along the relevant feature directions can reduce a sufficient amount of bias. To be precise, we introduce a variant of SID with some  $S_0 \subset \{1, \dots, p\}$  below.

**Condition.** *There exists some  $\alpha_1 \geq 1$  such that for each cell  $\mathbf{t}$ ,*

$$\text{Var}(m(\mathbf{X}) \mid \mathbf{X} \in \mathbf{t}) \leq \alpha_1 \sup_{j, c} (II)_{\mathbf{t}, \mathbf{t}(j, c)},$$



where the supremum is over all feature and split value combinations  $(j, c)$ 's with  $j \in S_0$  and all possible  $c \in [0, 1]$ .

For simplicity, we refer to the above condition as SID2. The main difference from SID is that the supremum in SID2 is taken only over the features in  $S_0$ . In what follows, we will see that when the regularity conditions on the underlying regression function and SID are assumed, SID2 holds only if  $S_0$  includes all relevant features. We begin with a definition of relevant features.

**Definition 1.** A feature  $j$  is said to be relevant for regression function  $m(\mathbf{X})$  if and only if there exists some constant  $\iota > 0$  such that

$$\mathbb{E}(\text{Var}(m(\mathbf{X}) \mid X_s, s \in \{1, \dots, p\} \setminus \{j\})) > \iota.$$

In Theorem 2 below, we characterize the magnitude of the  $\mathbb{L}^2$  loss when a relevant feature is left out during the model training.

**Theorem 2.** Assume that Conditions 3–4 hold and some relevant feature  $j$  is not involved in the random forests model training procedure. Then we have

$$\mathbb{E}\left(m(\mathbf{X}) - \frac{1}{B} \sum_{a \in A} \mathbb{E}\left(\widehat{m}_{\widehat{T}_{a,a}}(\boldsymbol{\Theta}_1, \dots, \boldsymbol{\Theta}_k, \mathbf{X}, \mathcal{X}_n) \mid \mathbf{X}, \mathcal{X}_n\right)\right)^2 \geq \iota.$$

By Theorem 1, the regularity conditions and SID2 are sufficient for high-dimensional random forests consistency using only features in set  $S_0$ . Furthermore, if SID2 holds with some  $S_0$ , it holds with each  $S_1$  such that  $S_0 \subset S_1$ . Thus, the result in Theorem 2 suggests that with the regularity conditions and SID assumed, for SID2 to hold with some  $S_0$ , all relevant features must be included in  $S_0$ . Otherwise, let us assume that  $j^* \notin S_0$  is the index of some relevant feature. From previous discussions, we see that SID holds and that SID2 holds with  $S_1 = \{1, \dots, p\} \setminus \{j^*\}$ , which imply random forests consistency with or without the relevant feature  $j^*$  and then lead to a contradiction to Theorem 2.

The non-inclusion assumption of a relevant feature in Theorem 2 is in fact a sufficient condition for ensuring that a relevant feature never gets split in random forests training. The key message of Theorem 2 is that random forests needs to split on every relevant feature direction to control the bias. Note that we did not directly assume the random event of a relevant feature never getting split, because directly assuming it would mean that we have to condition on some random event with unknown probability, which greatly complicates both the technical proof and the theorem statement.

**Remark 6.** Definition 1 provides a natural measurement of feature importance for relevant features. In addition, alternative definitions have been considered in the literature. For example, for nonparametric feature screening, [11] assumed that  $\mathbb{E}(m(\mathbf{X})) = 0$  and for some constant  $\iota > 0$ , it holds that for each relevant feature  $j$ ,

$$\text{Var}(m(\mathbf{X})) - \mathbb{E}\left(\text{Var}(m(\mathbf{X}) \mid X_j)\right) \geq \iota. \quad (21)$$

The difference is that Definition 1 measures the importance of each feature  $j$  in terms of its necessity for consistency, while (21) measures the marginal importance of features.

**Remark 7.** To distinguish relevant features from irrelevant ones, we often need an additional assumption that each irrelevant feature  $X_j$  satisfies that

$$\mathbb{E}(\text{Var}(m(\mathbf{X}) \mid X_s, s \in \{1, \dots, p\} \setminus \{j\})) = 0.$$

We omit the details since they deviate from the subject of discussion here.

### 3.5 Related works

We outline the difference between our random forests estimate and standard random forests software packages, and provide a detailed comparison of our consistency results with the existing results from the recent literature. Our setting differs from standard random forests software packages in the number of trees grown and the height of trees. In practice, random forests packages first randomly draw a set of subsamples  $a$  with  $\#a = \lceil bn \rceil$  (two subsampling modes are available; see [24] for details) and available columns for splitting. Then these packages follow (6) to split cells and they stop splitting a cell if and only if the cell contains one observation. By default, these packages grow 500 such independent trees. As for our work, for each  $l \in \{1, \dots, B\}$  with an arbitrary integer  $B > 0$ ,  $a_l$  contains  $\lceil bn \rceil$  distinct indices in  $\{1, \dots, n\}$ ; these indices can be chosen in any way independent of the training sample. Then we grow a forest with all possible trees defined in Section 2.1 for each  $a_l$ . Besides, we consider trees of height at most  $c \log_2 n$  for some possibly small  $c > 0$  and our sample trees defined in Section 2.2 continue to grow cells for a cell with one observation.

Next, we compare our consistency results to the existing ones from the recent literature. For easier comparison, let us focus on the case of  $k = c \log n$  and drop the uninteresting error (i.e., the third term of  $(\lceil bn \rceil)^{-\delta+c}$ ) from the upper bounds in Theorem 1. With such convention, noting that  $(1 - \gamma_0(\alpha_1\alpha_2)^{-1})^{c \log n} \approx n^{-c\gamma_0(\alpha_1, \alpha_2)^{-1}}$ , our rate of convergence becomes  $n^{-\frac{c\gamma_0}{\alpha_1\alpha_2}} + n^{-\eta}$ . Table 2 summarizes our rate of convergence and the ones for two modified versions of the random forests algorithm, the centered random forests [22] and Mondrian random forests [28], where  $s$  represents the number of informative features and  $\beta > 0$  denotes the exponent for the Hölder continuity condition. As mentioned in the Introduction, these modified versions of the random forests algorithm use splitting methods that are independent of the response in the training sample, which is a departure from the original version of the random forests algorithm proposed in [7].

We see that both Theorem 1 and [22] have taken into account the sparsity parameter in a similar fashion, whereas [28] did not consider the sparsity. In contrast to our work, [22] did not consider the scenario of growing sparsity parameter (see Section 3.3). The result in [28] achieved the minimax rate under a class of Hölder continuous functions with parameter  $\beta$ ; their rate depends on dimensionality  $p$  nontrivially and becomes uninformative for a large  $p$ . Our consistency result is the only result that allows for the original random forests algorithm, growing sparsity parameter, and growing ambient dimensionality so far. Furthermore, our

rates consider explicitly the effect of column subsampling for random forests and hence  $\gamma_0$  appears in the rates. Such differences make our consistency result unique and useful for understanding the original random forests algorithm. However, we do acknowledge that the rate of convergence given in Theorem 1 is not optimal due to the technical difficulties discussed in Section 3.2.

Table 2: Comparison of consistency rates

	Rate of convergence	Growing sparsity parameter	Explicit dependence on dimensionality $p$
Our Theorem 1	$\underbrace{n^{-\frac{c\gamma_0}{\alpha_1\alpha_2}}}_{\text{Squared bias}} + \underbrace{n^{-\eta}}_{\text{Variance}}$	Yes	No
Centered RF [22]	$(n(\sqrt{\log n})^{s-1})^{-\frac{1}{s \log 2 + 1}}$	No	No
Mondrian RF [28]	$n^{-\frac{2\beta}{p+2\beta}}$	No	Yes

## 4 Approximation theory

In this section, we aim to build the approximation theory of random forests in two steps. We first derive in Theorem 3 the decreasing rates of approximation error resulting from approximating  $m(\mathbf{X})$ . We approximate  $m(\mathbf{X})$  by a class of theoretical forests estimates, each of which is associated with a tree growing rule from a class of tree growing rules denoted by  $\mathcal{T}$  (see below for its definition). Each growing rule in  $\mathcal{T}$  is then associated with a deterministic splitting criterion comparable to the theoretical CART-split criterion in terms of impurity decrease. Then we verify in Theorem 4 that on a high probability event, a version of the sample tree growing rule conditional on the observed sample is an instance of  $\mathcal{T}$ . In other words, we will show that the sample CART-splits are comparable to the theoretical CART-splits in terms of impurity decrease. We start with presenting in Lemma 1 below the bound on the approximation error of (11), which plays a key role in establishing the consistency rate in Theorem 1.

**Lemma 1.** *Assume that Conditions 1–4 hold and let  $0 < \gamma_0 \leq 1$ ,  $\alpha_2 > 1$ ,  $0 < \eta < \frac{1}{8}$ ,  $\delta$  with  $2\eta < \delta < \frac{1}{4}$ , and  $c > 0$  be given. Then there exists some constant  $C > 0$  such that for all large  $n$  and each  $1 \leq k \leq c \log n$ ,*

$$\mathbb{E} \left( m(\mathbf{X}) - m_{\hat{T}}^*(\Theta_{1:k}, \mathbf{X}) \right)^2 \leq 8M_0^2 n^{-\delta} 2^k + 2\alpha_1 \alpha_2 n^{-\eta} + 2M_0^2 (1 - \gamma_0 (\alpha_1 \alpha_2)^{-1})^k + Cn^{-1}.$$

Roughly speaking, the main idea for proving the desired upper bound in Lemma 1 is to find a class of deterministic tree growing rules  $\mathcal{T}$  such that given an event  $U_n$  of asymptotic probability one, a slightly modified version of the sample rule  $\hat{T}$  is an instance of  $\mathcal{T}$ . Hence,

we can obtain that

$$\begin{aligned} \mathbb{E}[(m(\mathbf{X}) - m_{\hat{T}}^*(\boldsymbol{\Theta}_{1:k}, \mathbf{X}))^2 \mathbf{1}_{U_n} | \mathcal{X}_n] &\lesssim \sup_{T \in \mathcal{T}} \mathbb{E}[(m(\mathbf{X}) - m_T^*(\boldsymbol{\Theta}_{1:k}, \mathbf{X}))^2 \mathbf{1}_{U_n} | \mathcal{X}_n] \\ &\leq \sup_{T \in \mathcal{T}} \mathbb{E}(m(\mathbf{X}) - m_T^*(\boldsymbol{\Theta}_{1:k}, \mathbf{X}))^2, \end{aligned} \quad (22)$$

where the expectation is with respect to  $\boldsymbol{\Theta}_{1:k}$  and  $\mathbf{X}$ , and we use the notation  $\lesssim$  in the first step above to emphasize that a slightly modified version of  $\hat{T}$  is involved in the rigorous derivation. The last step holds because  $\mathcal{T}$  consists of growing rules associated with deterministic splitting criteria. With the above inequalities, it remains to bound the very last term in (22). Then, since  $\mathbb{P}(U_n^c)$  is sufficiently small for all large  $n$ , we obtain the desired result in Lemma 1. We will provide the definition of  $\mathcal{T}$  in Section 4.1 and discuss the slightly modified version of  $\hat{T}$  and how to bound the RHS of (22) in Section 4.2.

#### 4.1 Main results

Given parameters  $\varepsilon$ ,  $\alpha_2$ , and  $k$ , all tree growing rules satisfying Condition 5 below form a class of tree growing rules (i.e.,  $\mathcal{T}$ ), each of which is associated with an abstract deterministic splitting criterion.

**Condition 5.** *For the tree growing rule  $T$ , there exist some  $\varepsilon \geq 0$ ,  $\alpha_2 \geq 1$ , and positive integer  $k$  such that for any sets of available features  $\boldsymbol{\Theta}_1, \dots, \boldsymbol{\Theta}_k$ , each  $(\mathbf{t}_1, \dots, \mathbf{t}_k) \in T(\boldsymbol{\Theta}_1, \dots, \boldsymbol{\Theta}_k)$ , and each  $1 \leq l \leq k$ ,*

- 1) *if  $(II)_{\mathbf{t}_{l-1}, \mathbf{t}_l} \leq \varepsilon$ , then  $\sup_{(j \in \boldsymbol{\Theta}_{l,c})} (II)_{\mathbf{t}_{l-1}, \mathbf{t}_{l-1}(j,c)} \leq \alpha_2 \varepsilon$ ;*
- 2) *if  $(II)_{\mathbf{t}_{l-1}, \mathbf{t}_l} > \varepsilon$ , then  $\sup_{(j \in \boldsymbol{\Theta}_{l,c})} (II)_{\mathbf{t}_{l-1}, \mathbf{t}_{l-1}(j,c)} \leq \alpha_2 (II)_{\mathbf{t}_{l-1}, \mathbf{t}_l}$ ,*

*where we do not specify to which  $\boldsymbol{\Theta}_{l,1}, \dots, \boldsymbol{\Theta}_{l,2^l-1}$  in  $\boldsymbol{\Theta}_l$  feature  $j$  belongs in the supremum for simplicity.*

When  $\alpha_2 = 1$  and  $\varepsilon = 0$ , for each integer  $k > 0$ , there is only one tree growing rule satisfying Condition 5, that is, the one associated with the theoretical CART-split criterion. The parameters  $\alpha_2 > 1$  and  $\varepsilon > 0$  are introduced to account for the statistical estimation error when using the sample CART-splits to estimate the theoretical CART-splits. We will show in Theorem 4 in Section 4.2 that with high probability, a slightly modified version of the sample tree growing rule satisfies Condition 5.

**Theorem 3.** *Assume that Condition 1 holds with  $\alpha_1 \geq 1$ ,  $\text{Var}(m(\mathbf{X})) < \infty$ , and the tree growing rule  $T$  satisfies Condition 5 with some integer  $k > 0$ ,  $\varepsilon \geq 0$ , and  $\alpha_2 \geq 1$ . Then for each  $0 < \gamma_0 \leq 1$ , we have*

$$\mathbb{E} \left( m(\mathbf{X}) - m_T^*(\boldsymbol{\Theta}_1, \dots, \boldsymbol{\Theta}_k, \mathbf{X}) \right)^2 \leq \alpha_1 \alpha_2 \varepsilon + (1 - \gamma_0 (\alpha_1 \alpha_2)^{-1})^k \text{Var}(m(\mathbf{X})).$$

**Remark 8.** *If we set  $\alpha_2 = 1$  and  $\varepsilon = 0$ , we see that Theorem 3 applies only to the growing rule associated with the theoretical CART-split criterion. In this sense, Condition 5 can be*

understood as a way for extending the applicability of Theorem 3 to a wider class of tree growing rules in  $\mathcal{T}$ . Indeed, we set  $\varepsilon$  as  $n^{-\eta}$ , which accounts for the estimation error due to sample CART-splits, when proving Theorem 1 by exploiting Theorem 3.

Condition 5 enables us to apply Theorem 3 to an abstract tree growing rule obtained by slightly modifying the tree growing rule associated with the sample CART splitting criterion. In Section 4.2, we will discuss this abstract tree growing rule in detail. The exponential upper bound  $(1 - \gamma_0(\alpha_1\alpha_2)^{-1})^k$  in Theorem 3 is obtained by a recursive analysis. To appreciate the recursive analysis, let us consider the special case of  $\varepsilon = 0$ . Then we can show that

$$\mathbb{E}(m(\mathbf{X}) - m_T^*(\Theta_{1:k}, \mathbf{X}))^2 \leq \left(1 - \frac{\gamma_0}{\alpha_1\alpha_2}\right) \mathbb{E}(m(\mathbf{X}) - m_T^*(\Theta_{1:k-1}, \mathbf{X}))^2. \quad (23)$$

In (23), we clearly see the recursive structure for controlling the approximation error. See Section A.4 of Supplementary Material for more details of the recursive inequality.

Theorem 3 is the key result that makes our approximation error analysis unique and practical. It differs sharply from the existing literature in the sense that our technical analysis is more specific to random forests and does not rely on general methods of data-independent partition such as Stone's theorem [33] or data-dependent partition such as [29]. This is in contrast to most existing works [32, 35, 3, 4].

## 4.2 Sample tree growing rule

In Theorem 4, we will analyze a version of the sample tree growing rule defined below and show that conditional on the observed sample, on a high probability  $\mathcal{X}_n$ -measurable event, this rule satisfies Condition 5 with  $\varepsilon = \varepsilon_n$  decreasing to zero. Let sets of available features  $\Theta_{1:k}$  be given for some positive integer  $k$ . Consider the following procedure of modifying a subtree with some  $\zeta > 0$ . For each  $(\mathbf{t}_1, \dots, \mathbf{t}_k) \in \hat{T}(\Theta_{1:k})$  with  $\mathbb{P}(\mathbf{X} \in \mathbf{t}_{l-1}) < \zeta$  for some  $1 \leq l \leq k$ , let us fix  $l_0 := \min\{l - 1 : \mathbb{P}(\mathbf{X} \in \mathbf{t}_{l-1}) < \zeta, 1 \leq l \leq k\}$ . Then we trim the descendant cells of  $\mathbf{t}_{l_0}$  off from  $\hat{T}(\Theta_{1:k})$  and grow new descendant cells back in such a way that each new descendant cell  $\mathbf{t}'$  and its parent cell  $\mathbf{t}$  satisfy  $\sup_{(j \in \Theta, c)} (II)_{\mathbf{t}, \mathbf{t}(j, c)} = (II)_{\mathbf{t}, \mathbf{t}'}$ , where sets of available features are those in  $\Theta_{1:k}$  and we do not specify them in the supremum. That is, each new descendant cell of  $\mathbf{t}_{l_0}$  is grown according to the theoretical CART-split criterion; a graphical illustration is given in Figure 2.

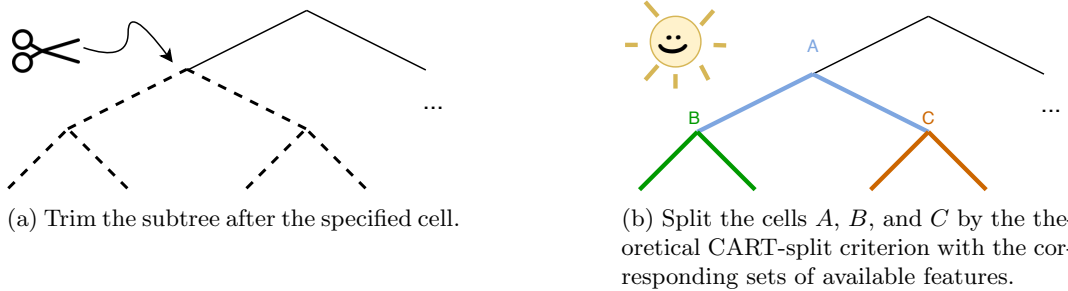


Figure 2: Trim a subtree and grow it back.

We next define the modified version of the sample tree as follows. For each cell path in  $\widehat{T}(\Theta_{1:k})$ , there is at most one cell  $\mathbf{t}_{l_0}$  as defined previously. We collect these cells in a subset, perform the previously described procedure accordingly, and obtain the modified sample tree. We denote such a new tree as  $\widehat{T}_\zeta(\Theta_{1:k})$  and refer to it as the semi-sample tree growing rule.

**Theorem 4.** *Assume that Conditions 2–4 hold and let  $\alpha_2 > 1$ ,  $0 < \eta < \frac{1}{8}$ ,  $c > 0$ , and  $\delta$  with  $2\eta < \delta < \frac{1}{4}$  be given. Then there exists an  $\mathcal{X}_n$ -measurable event  $\mathbf{U}_n$  with  $\mathbb{P}(\mathbf{U}_n^c) = o(n^{-1})$  such that conditional on  $\mathcal{X}_n$ , on event  $\mathbf{U}_n$  and for all large  $n$ ,  $\widehat{T}_\zeta$  with  $\zeta = n^{-\delta}$  satisfies Condition 5 with  $k = \lfloor c \log n \rfloor$ ,  $\varepsilon = n^{-\eta}$ , and  $\alpha_2$ .*

**Remark 9.** *Since Theorem 4 above is a result for the semi-sample tree growing rule instead of the sample tree growing rule, the tree height parameter  $c > 0$  is an arbitrary constant in Theorem 4. To use the result of Theorem 4 for Lemma 1, we need to control the  $\mathbb{L}^2$  difference between the population version random forests estimates using these two rules, which is the reason for the first term in Lemma 1. Such term is bounded by  $O(n^{-\delta+c})$  and as a result, the value of  $c$  is required to be limited when applying Lemma 1 to obtain Theorem 1. There is a similar remark for Lemma 3 in Section 5.*

**Remark 10.** *Thanks to Theorem 4, we can apply Theorem 3 to  $\widehat{T}_\zeta$  with  $\zeta = n^{-\delta}$  and obtain the following inequality*

$$\mathbb{E} \left[ \left( m(\mathbf{X}) - m_{\widehat{T}_\zeta}^*(\Theta_{1:k}, \mathbf{X}) \right)^2 \mid \mathcal{X}_n \right] \mathbf{1}_{\mathbf{U}_n} \leq \alpha_1 \alpha_2 n^{-\eta} + (1 - \gamma_0(\alpha_1 \alpha_2)^{-1})^k \text{Var}(m(\mathbf{X})),$$

where the estimate  $m_{\widehat{T}_\zeta}^*$  is defined similarly as  $m_T^*$ . For more details, see the proof of Lemma 1 in Section B.2 in Supplementary Material. As a result, we do not need Condition 5 in Lemma 1 since it is a consequence of Theorem 4 that the sample tree growing rule is an instance of Condition 5 in a probabilistic sense. This is one of our main contributions to proving such a result in Theorem 4 instead of assuming that the sample tree growing rule satisfies Condition 5.

## 5 Upper bounds for statistical estimation error

In this section, we aim to develop a general high-dimensional estimation foundation for analyzing random forests consistency and use it to derive the convergence rate for the estimation variance (i.e., the second term in (11)) in the lemma below.

**Lemma 2.** *Assume that Conditions 2–4 hold and let  $0 < \eta < 1/4$ ,  $0 < c < 1/4$ , and  $\nu > 0$  be given. Then there exists some constant  $C > 0$  such that for all large  $n$  and each  $1 \leq k \leq c \log n$ ,*

$$\mathbb{E} \left( m_T^*(\Theta_1, \dots, \Theta_k, \mathbf{X}) - \widehat{m}_T(\Theta_1, \dots, \Theta_k, \mathbf{X}, \mathcal{X}_n) \right)^2 \leq n^{-\eta} + C 2^k n^{-\frac{1}{2} + \nu}. \quad (24)$$

Let us gain some insights into the challenge associated with (24). To analyze the estimation variance, essentially we have to control the probabilistic difference between every

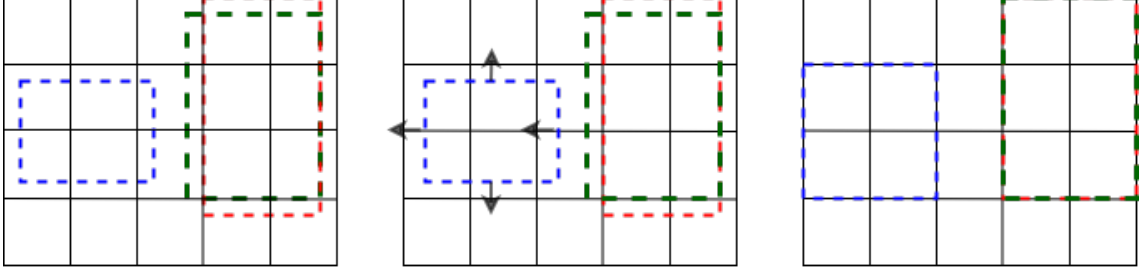


Figure 3: From the left panel to the right, we move the original boundaries to the nearest grid lines.

conditional mean and average on each cell grown by the sample tree growing rule. This is a challenging task because these cells have random boundaries. A naive consideration of all possible cells in  $[0, 1]^p$  takes every cell into account but results in an uncountably infinite set, which precludes the application of standard concentration inequalities such as Hoeffding's inequality. In what follows, we describe in detail our approach to overcoming such a challenge.

Instead of considering estimation of conditional means on all possible cells with random boundaries in  $[0, 1]^p$  directly, we estimate only conditional means on each of a set of deterministic cells from a *predetermined grid*, which we will formally define next. The grid contains many cells such that for an arbitrary cell  $\mathbf{t}$ , there is a cell  $\mathbf{t}^\#$  on the grid being so close to  $\mathbf{t}$  that the values of their theoretical conditional means,  $\mathbb{E}(m(\mathbf{X})|\mathbf{X} \in \mathbf{t})$  and  $\mathbb{E}(m(\mathbf{X})|\mathbf{X} \in \mathbf{t}^\#)$ , are very close, and the values of their empirical conditional means,  $\frac{\sum_{\mathbf{x}_i \in \mathbf{t}} y_i}{\#\{\mathbf{x}_i \in \mathbf{t}\}}$  and  $\frac{\sum_{\mathbf{x}_i \in \mathbf{t}^\#} y_i}{\#\{\mathbf{x}_i \in \mathbf{t}^\#\}}$ , are also close. Since the number of cells on the grid is not too large, we can show that the theoretical conditional mean  $\mathbb{E}(m(\mathbf{X})|\mathbf{X} \in \mathbf{t}^\#)$  and its empirical counterpart  $\frac{\sum_{\mathbf{x}_i \in \mathbf{t}^\#} y_i}{\#\{\mathbf{x}_i \in \mathbf{t}^\#\}}$  are uniformly close using Hoeffding's inequality. Combining all these results can yield Lemma 2.

The grid mentioned before is defined as follows. Let  $\rho_1$  be a given positive constant and consider a sequence of  $b_i = \frac{i}{\lceil n^{1+\rho_1} \rceil}$  with  $0 \leq i \leq \lceil n^{1+\rho_1} \rceil$ . We construct hyperplanes such that along each  $j$ th coordinate, each point  $b_i$  is crossed by one and only one of the hyperplanes and this hyperplane is perpendicular to the  $j$ th axis. The result is exactly  $(\lceil n^{1+\rho_1} \rceil + 1)^p$  distinct hyperplanes and each boundary of the root cell  $[0, 1]^p$  is also one of these hyperplanes. Naturally these hyperplanes form a grid on  $[0, 1]^p$  and we refer to each of these hyperplanes as a grid hyperplane or a grid line. For a cell  $\mathbf{t}$ , we define the cell  $\mathbf{t}^\#$  by moving all boundaries of  $\mathbf{t}$  to the corresponding nearest grid lines; see Figure 3 for a graphical illustration. For a tree growing rule  $T$ , we define  $T^\#$  such that for each  $\Theta_{1:k}$ ,  $(\mathbf{t}_1^\#, \dots, \mathbf{t}_k^\#) \in T^\#(\Theta_{1:k})$  if  $(\mathbf{t}_1, \dots, \mathbf{t}_k) \in T(\Theta_{1:k})$ . Let us observe two important properties of the sharp notation. First, for each cell  $\mathbf{t}$ , if  $\mathbf{t}'$  and  $\mathbf{t}''$  are its daughter cells, then  $(\mathbf{t}')^\#$  and  $(\mathbf{t}'')^\#$  are daughter cells of  $\mathbf{t}^\#$ . Second, for each integer  $k > 0$ , the collection of end cells  $\mathbf{t}_k^\#$  at level  $k$  is a partition of  $[0, 1]^p$ . As a result,  $T^\#$  can be understood as a tree growing rule (induced by  $T$ ). The same definition of the sharp notation goes for the sample tree growing rule.

We now demonstrate how to use the grid for obtaining the result in Lemma 2. To control the  $\mathbb{L}^2$  loss between  $m_{\hat{T}}^*$  and  $\hat{m}_{\hat{T}}$  as in (24), we decompose the squared loss into three terms



as

$$\begin{aligned}
& \underbrace{\mathbb{L}^2 \text{ loss between } m_{\hat{T}}^* \text{ and } m_{\hat{T}^\#}^*}_{\text{Controlled by (27)}} \longleftrightarrow \underbrace{\mathbb{L}^2 \text{ loss between } m_{\hat{T}^\#}^* \text{ and } \hat{m}_{\hat{T}^\#}}_{\text{Controlled by Theorem 5}} \\
& \longleftrightarrow \underbrace{\mathbb{L}^2 \text{ loss between } \hat{m}_{\hat{T}^\#} \text{ and } \hat{m}_{\hat{T}}}_{\text{Controlled by (28)}}
\end{aligned} \tag{25}$$

and establish bounds for each of them in Theorem 5, (27), and (28) below, respectively, using the grid. In particular, in Theorem 5 we will see that the grid helps us bound the LHS of (26) below uniformly over all possible tree growing rules  $T$ 's. This approach provides a solution to a fundamental estimation problem in proving random forests consistency that involves infinitely many possible  $T$ 's. By (2) and (10), for any  $T$  and  $\Theta_{1:k}$ , we can deduce that on  $\cap_{i=1}^k \{\Theta_i = \Theta_i\}$ ,

$$\begin{aligned}
& \mathbb{E} \left[ \left( m_{T^\#}^*(\Theta_{1:k}, \mathbf{X}) - \hat{m}_{T^\#}(\Theta_{1:k}, \mathbf{X}, \mathcal{X}_n) \right)^2 \mid \Theta_{1:k} = \Theta_{1:k}, \mathcal{X}_n \right] \\
& = \sum_{(\mathbf{t}_1, \dots, \mathbf{t}_k) \in T^\#(\Theta_{1:k})} \mathbb{P}(\mathbf{X} \in \mathbf{t}_k) \left( \mathbb{E}(m(\mathbf{X}) \mid \mathbf{X} \in \mathbf{t}_k) - \frac{\sum_{i \in \{i: \mathbf{x}_i \in \mathbf{t}_k\}} y_i}{\#\{i: \mathbf{x}_i \in \mathbf{t}_k\}} \right)^2.
\end{aligned} \tag{26}$$

From the expression on the RHS of (26) above, we see that with the grid, we only need to deal with estimation of conditional means on each cell in the set

$$\{\mathbf{t}^\# : \mathbf{t} \in \{\text{All the end cells grown by all possible growing rules given } \Theta_1, \dots, \Theta_k\}\}.$$

Such a set contains only finitely many distinct cells given  $k$ ,  $n$ , and  $p$ . This set can be further enlarged to consider all possible growing rules and sets of available features (i.e., the collection of end cells grown by all possible  $T^\#(\Theta_{1:k})$ 's). According to (A.7) in Supplementary Material, the number of distinct cells of the enlarged set is bounded by  $2^k (p(\lceil n^{1+\rho_1} \rceil + 1))^k$ .

**Theorem 5.** *Assume that Conditions 3–4 hold and let  $0 < \eta < \frac{1}{4}$  and  $0 < c < \frac{1}{4}$  be given. Then for all large  $n$  and each  $1 \leq k \leq c \log n$ , we have*

$$\mathbb{E} \left\{ \sup_T \mathbb{E} \left[ \left( m_{T^\#}^*(\Theta_{1:k}, \mathbf{X}) - \hat{m}_{T^\#}(\Theta_{1:k}, \mathbf{X}, \mathcal{X}_n) \right)^2 \mid \Theta_{1:k}, \mathcal{X}_n \right] \right\} \leq n^{-\eta},$$

where the supremum is over all possible tree growing rules.

**Lemma 3.** *Assume that Conditions 2–4 hold and let  $1/2 < \Delta < 1$  and  $c > 0$  be given. Then there exists some constant  $C > 0$  such that for all large  $n$  and each  $1 \leq k \leq c \log n$ ,*

$$\mathbb{E} \left( m_{\hat{T}^\#}^*(\Theta_{1:k}, \mathbf{X}) - m_{\hat{T}}^*(\Theta_{1:k}, \mathbf{X}) \right)^2 \leq C 2^k n^{\Delta-1} \tag{27}$$

and

$$\mathbb{E} \left( \hat{m}_{\hat{T}^\#}(\Theta_{1:k}, \mathbf{X}, \mathcal{X}_n) - \hat{m}_{\hat{T}}(\Theta_{1:k}, \mathbf{X}, \mathcal{X}_n) \right)^2 \leq C 2^k n^{\Delta-1}. \tag{28}$$



## 6 Discussions

In this paper, we have investigated the asymptotic properties of the widely used method of random forests in a high-dimensional feature space. In contrast to existing theoretical results, our asymptotic analysis has considered the original version of the random forests algorithm in a general high-dimensional nonparametric regression setting in which the covariates can be dependent, and the underlying true regression function can be discontinuous. Explicit rates of convergence have been established for the high-dimensional consistency of random forests, justifying its theoretical advantages as a flexible nonparametric learning tool in high dimensions. We provide a new technical analysis for polynomially growing dimensionality through natural regularity conditions that characterize the intrinsic learning behavior of random forests at the population level.

Our technical analysis has been based on the bias-variance decomposition of random forests prediction loss, where we have analyzed the bias and variance separately. Despite some limitations (see Section 3.2), the current bias-variance analysis has revealed some great details on how random forests bias depends on the sample size, tree height, and the column subsampling parameter  $\gamma_0$ . Our current results apply only to random forests with non-fully-grown trees. It would be interesting to extend our results to the case of fully-grown trees. When the scale of the problem becomes very large in terms of the growth of dimensionality (e.g., of nonpolynomial order of sample size), it would be appealing to incorporate the ideas of two-scale learning and inference with feature screening [12, 10, 13]. In addition, it is important to provide the asymptotic distributions for different tasks of statistical inference with random forests. These problems are beyond the scope of the current paper and are interesting topics for future research.

## References

- [1] Athey, S., J. Tibshirani, S. Wager, et al. (2019). Generalized random forests. *Annals of Statistics* 47(2), 1148–1178.
- [2] Bai, Z.-D., L. Devroye, H.-K. Hwang, and T.-H. Tsai (2005). Maxima in hypercubes. *Random Structures & Algorithms* 27, 290–309.
- [3] Biau, G. (2012). Analysis of a random forests model. *Journal of Machine Learning Research* 13, 1063–1095.
- [4] Biau, G., L. Devroye, and G. Lugosi (2008). Consistency of random forests and other averaging classifiers. *Journal of Machine Learning Research* 9, 2015–2033.
- [5] Biau, G. and E. Scornet (2016). A random forest guided tour. *Test* 25, 197–227.
- [6] Breiman, L. (1996). Bagging predictors. *Machine learning* 24(2), 123–140.
- [7] Breiman, L. (2001). Random forests. *Machine Learning* 45, 5–32.

- [8] Breiman, L. (2002). Manual on setting up, using, and understanding random forests v3. 1. *Statistics Department University of California Berkeley, CA, USA* 1, 58.
- [9] Díaz-Uriarte, R. and S. A. De Andres (2006). Gene selection and classification of microarray data using random forest. *BMC Bioinformatics* 7, 3.
- [10] Fan, J. and Y. Fan (2008). High-dimensional classification using features annealed independence rules. *The Annals of Statistics* 36, 2605–2637.
- [11] Fan, J., Y. Feng, and R. Song (2011). Nonparametric independence screening in sparse ultra-high-dimensional additive models. *Journal of the American Statistical Association* 106, 544–557.
- [12] Fan, J. and J. Lv (2008). Sure independence screening for ultrahigh dimensional feature space (with discussion). *Journal of the Royal Statistical Society Series B* 70, 849–911.
- [13] Fan, J. and J. Lv (2018). Sure independence screening (invited review article). *Wiley StatsRef: Statistics Reference Online*.
- [14] Genuer, R. (2012). Variance reduction in purely random forests. *Journal of Nonparametric Statistics* 24, 543–562.
- [15] Gislason, P. O., J. A. Benediktsson, and J. R. Sveinsson (2006). Random forests for land cover classification. *Pattern Recognition Letters* 27, 294–300.
- [16] Goldstein, B. A., E. C. Polley, and F. B. Briggs (2011). Random forests for genetic association studies. *Statistical Applications in Genetics and Molecular Biology* 10, 32.
- [17] Hastie, T. J. (2017). Generalized additive models. In *Statistical Models in S*, pp. 249–307. Routledge.
- [18] Howard, J. and M. Bowles (2012). The two most important algorithms in predictive modeling today. In *Strata Conference presentation, February*, Volume 28.
- [19] Ishwaran, H. and U. B. Kogalur (2010). Consistency of random survival forests. *Statistics & Probability Letters* 80, 1056–1064.
- [20] Ishwaran, H., U. B. Kogalur, E. H. Blackstone, and M. S. Lauer (2008). Random survival forests. *The Annals of Applied Statistics* 2, 841–860.
- [21] Khaidem, L., S. Saha, and S. R. Dey (2016). Predicting the direction of stock market prices using random forest. *arXiv preprint arXiv:1605.00003*.
- [22] Klusowski, J. (2021, 13–15 Apr). Sharp analysis of a simple model for random forests. In A. Banerjee and K. Fukumizu (Eds.), *Proceedings of The 24th International Conference on Artificial Intelligence and Statistics*, Volume 130 of *Proceedings of Machine Learning Research*, pp. 757–765. PMLR.
- [23] Klusowski, J. M. (2019). Analyzing cart. *arXiv*, arXiv–1906.

- [24] Liaw, A. and M. Wiener (2002). Classification and regression by randomforest. *R News* 2(3), 18–22.
- [25] Lin, Y. and Y. Jeon (2006). Random forests and adaptive nearest neighbors. *Journal of the American Statistical Association* 101(474), 578–590.
- [26] Louppe, G., L. Wehenkel, A. Suter, and P. Geurts (2013). Understanding variable importances in forests of randomized trees. *Advances in neural information processing systems* 26, 431–439.
- [27] Mentch, L. and G. Hooker (2014). Ensemble trees and clts: Statistical inference for supervised learning. *Stat* 1050, 25.
- [28] Mourtada, J., S. Gaïffas, and E. Scornet (2020). Minimax optimal rates for Mondrian trees and forests. *The Annals of Statistics* 48(4), 2253 – 2276.
- [29] Nobel, A. et al. (1996). Histogram regression estimation using data-dependent partitions. *The Annals of Statistics* 24(3), 1084–1105.
- [30] Qi, Y. (2012). Random forest for bioinformatics. In *Ensemble Machine Learning*, pp. 307–323. Springer.
- [31] Scornet, E. (2020). Trees, forests, and impurity-based variable importance. *arXiv preprint arXiv:2001.04295*.
- [32] Scornet, E., G. Biau, and J.-P. Vert (2015). Consistency of random forests. *The Annals of Statistics* 43, 1716–1741.
- [33] Stone, C. J. (1977). Consistent nonparametric regression. *The Annals of Statistics* 5, 595–620.
- [34] Varian, H. R. (2014). Big data: New tricks for econometrics. *Journal of Economic Perspectives* 28, 3–28.
- [35] Wager, S. and S. Athey (2018). Estimation and inference of heterogeneous treatment effects using random forests. *Journal of the American Statistical Association* 113, 1228–1242.
- [36] Wager, S., T. Hastie, and B. Efron (2014). Confidence intervals for random forests: The jackknife and the infinitesimal jackknife. *Journal of Machine Learning Research* 15, 1625–1651.
- [37] Zhu, R., D. Zeng, and M. R. Kosorok (2015). Reinforcement learning trees. *Journal of the American Statistical Association* 110, 1770–1784.

# Supplementary Material to “Asymptotic Properties of High-Dimensional Random Forests”

Chien-Ming Chi, Patrick Vossler, Yingying Fan and Jinchi Lv

This Supplementary Material contains the proofs of all main results and technical lemmas, and some additional technical details. All the notation is the same as defined in the main body of the paper. We use  $C$  to denote a generic positive constant whose value may change from line to line.

## A Proofs of main results

### A.1 Technical preparation

We now describe further details of the grid introduced in Section 5 for the analysis purpose. For any  $s \in \{1, \dots, p\}$  and integer  $0 \leq q < \lceil n^{1+\rho_1} \rceil$ , define<sup>8</sup>

$$\mathbf{t}(s, q) := [0, 1]^{s-1} \times [b_q, b_{q+1}) \times [0, 1]^{p-s},$$

where we recall that  $b_i = \frac{i}{\lceil n^{1+\rho_1} \rceil}$ ’s are the grid points defined in Section 5. Let us assume that Condition 2 is satisfied. Then it holds that for each  $\rho_1 > 0$  and  $n \geq 1$ ,

$$\sup_{s, q} \mathbb{P}(\mathbf{X} \in \mathbf{t}(s, q)) \leq \frac{\sup f}{\lceil n^{1+\rho_1} \rceil}. \quad (\text{A.1})$$

Thus, for each  $\rho_1 > 0$ ,  $n \geq 1$ , positive integer  $k$ , and each cell  $\mathbf{t}$  with less than  $k+1$  boundaries not on the grid hyperplanes (e.g., for the left plot in Figure 3, the blue cell has 4 boundaries not on the grid hyperplanes, whereas the red one has only 2), we have

$$\sup_{\mathbf{t}} \mathbb{P}(\mathbf{X} \in \mathbf{t} \Delta \mathbf{t}^\#) \leq k \times \frac{\sup f}{\lceil n^{1+\rho_1} \rceil}, \quad (\text{A.2})$$

where the supremum is over all possible such  $\mathbf{t}$  and  $A \Delta B := (A \cap B^c) \cup (A^c \cap B)$  for any two sets  $A$  and  $B$ . Observe that (A.2) applies to all cells constructed by less than  $k+1$  cuts.

Let  $p$ -dimensional random vectors  $\mathbf{x}_i, i = 1, \dots, n$ , be independent and identically distributed (i.i.d.) with the same distribution as  $\mathbf{X}$ . We next show that if Condition 2 holds, it follows from (A.1) that for each  $\rho_1 > 0$ ,  $\rho_2 > 0$ ,  $p \geq 1$ , and all large  $n$ ,

$$\mathbb{P}\left(\mathcal{A}^c := \cup_{s, q} \left\{ \#\{i : \mathbf{x}_i \in \mathbf{t}(s, q)\} \geq \lceil (\log n)^{1+\rho_2} \rceil \right\}\right) \leq p \lceil n^{1+\rho_1} \rceil \left( \frac{\sup f}{n^{\rho_1}} \right)^{(\log n)^{1+\rho_2}}. \quad (\text{A.3})$$

To develop some intuition for (A.3), note that if  $\mathbb{P}(\mathbf{x}_i \in \mathbf{t}(s, q)) = \alpha n^{-1}$  for some constant  $\alpha > 0$ , then  $\#\{i : \mathbf{x}_i \in \mathbf{t}(s, q)\}$  has an asymptotic Poisson distribution with mean  $\alpha$ . Moreover, the probability upper bound in (A.1) is in fact much smaller than  $n^{-1}$  asymptotically. To

---

<sup>8</sup>We can let the interval  $[b_{\lceil n^{1+\rho_1} \rceil - 1}, b_{\lceil n^{1+\rho_1} \rceil}]$  have a closed right end. Since we assume that the density of the distribution of  $\mathbf{X}$  exists, it does not affect our technical analysis.

establish (A.3), a direct calculation shows that

$$\begin{aligned}
& \mathbb{P}\left(\mathcal{A}^c := \cup_{s,q} \left\{ \#\{i : \mathbf{x}_i \in \mathbf{t}(s, q)\} \geq \lceil (\log n)^{1+\rho_2} \rceil \right\}\right) \\
& \leq p \lceil n^{1+\rho_1} \rceil \sup_{s,q} \mathbb{P}\left(\#\{i : \mathbf{x}_i \in \mathbf{t}(s, q)\} \geq \lceil (\log n)^{1+\rho_2} \rceil\right) \\
& = p \lceil n^{1+\rho_1} \rceil \times \sup_{s,q} \left( \sum_{l \geq l_0}^n \binom{n}{l} \left( \mathbb{P}(\mathbf{x}_i \in \mathbf{t}(s, q)) \right)^l \left( 1 - \mathbb{P}(\mathbf{x}_i \in \mathbf{t}(s, q)) \right)^{n-l} \right),
\end{aligned} \tag{A.4}$$

where  $l_0 = \lceil (\log n)^{1+\rho_2} \rceil$ .

Since  $\frac{\sup f}{\lceil n^{1+\rho_1} \rceil} = o(\frac{l_0}{n})$  thanks to Condition 2, the cumulative probability inside the parentheses on the right-hand side (RHS) of (A.4) is a monotone increasing function of  $\mathbb{P}(\mathbf{x}_i \in \mathbf{t}(s, q))$  provided (A.1). Hence, it follows from (A.1) and Condition 2 that for all large  $n$ ,

$$\begin{aligned}
\text{RHS of (A.4)} & \leq p \lceil n^{1+\rho_1} \rceil \times \left( \sum_{l \geq l_0}^n \binom{n}{l} \left( \frac{\sup f}{\lceil n^{1+\rho_1} \rceil} \right)^l \left( 1 - \frac{\sup f}{\lceil n^{1+\rho_1} \rceil} \right)^{n-l} \right) \\
& \leq p \lceil n^{1+\rho_1} \rceil \left( (l_0!)^{-1} \sum_{l \geq l_0}^n \left( \frac{\sup f}{n^{\rho_1}} \right)^l \right) \\
& \leq p \lceil n^{1+\rho_1} \rceil \left( \frac{\sup f}{n^{\rho_1}} \right)^{l_0} \left( 1 - \frac{\sup f}{n^{\rho_1}} \right)^{-1} (l_0!)^{-1} \leq p \lceil n^{1+\rho_1} \rceil \left( \frac{\sup f}{n^{\rho_1}} \right)^{l_0},
\end{aligned} \tag{A.5}$$

where  $l! := 1 \times \dots \times l$ . This completes the proof of (A.3).

On event  $\mathcal{A}$  (as defined in (A.3) with given parameters), it holds that for each cell  $\mathbf{t}$  constructed using less than  $k + 1$  cuts,

$$\#\{i : \mathbf{x}_i \in \mathbf{t} \Delta \mathbf{t}^\# \} \leq k(\log n)^{1+\rho_2}. \tag{A.6}$$

We next provide an upper bound on the number of conditional means required to be estimated. Define  $G_{n,k}$  as the set containing all cells constructed by less than  $k + 1$  cuts with cuts all on the grid hyperplanes. We can see that there are at most  $(p(\lceil n^{1+\rho_1} \rceil + 1))^k$  distinct choices of  $k$  cuts on the grid hyperplanes. Furthermore, each of these  $k$  cuts results in at most  $2^k$  cells, which are all possible cells grown by the given  $k$  cuts. Thus, we can obtain that

$$\#G_{n,k} \leq 2^k (p(\lceil n^{1+\rho_1} \rceil + 1))^k. \tag{A.7}$$

## A.2 Proof of Theorem 1

We begin with considering the case when  $a$  contains the full sample. We will apply standard inequalities to separate the  $\mathbb{L}^2$  loss into two terms that can be dealt with by Lemmas 1 and 2, respectively, to obtain the conclusion in (17). Observe that the results in these lemmas are applicable to the case of any  $a$  with  $\#a = \lceil bn \rceil$  and without replacement. The other case

with sample subsampling can be dealt with similarly by an application of Jensen's inequality.

Let us first examine the case without sample subsampling. By Jensen's inequality and the triangle inequality, we can deduce that

$$\begin{aligned}
& \mathbb{E} \left( m(\mathbf{X}) - \mathbb{E} \left( \widehat{m}_{\widehat{T}}(\boldsymbol{\Theta}_1, \dots, \boldsymbol{\Theta}_k, \mathbf{X}, \mathcal{X}_n) \mid \mathbf{X}, \mathcal{X}_n \right) \right)^2 \\
& \leq \mathbb{E} \left( m(\mathbf{X}) - \widehat{m}_{\widehat{T}}(\boldsymbol{\Theta}_1, \dots, \boldsymbol{\Theta}_k, \mathbf{X}, \mathcal{X}_n) \right)^2 \\
& = \mathbb{E} \left( m(\mathbf{X}) - m_{\widehat{T}}^*(\boldsymbol{\Theta}_1, \dots, \boldsymbol{\Theta}_k, \mathbf{X}) \right. \\
& \quad \left. + m_{\widehat{T}}^*(\boldsymbol{\Theta}_1, \dots, \boldsymbol{\Theta}_k, \mathbf{X}) - \widehat{m}_{\widehat{T}}(\boldsymbol{\Theta}_1, \dots, \boldsymbol{\Theta}_k, \mathbf{X}, \mathcal{X}_n) \right)^2 \\
& \leq 2 \left( \mathbb{E} \left( m(\mathbf{X}) - m_{\widehat{T}}^*(\boldsymbol{\Theta}_1, \dots, \boldsymbol{\Theta}_k, \mathbf{X}) \right)^2 \right. \\
& \quad \left. + \mathbb{E} \left( m_{\widehat{T}}^*(\boldsymbol{\Theta}_1, \dots, \boldsymbol{\Theta}_k, \mathbf{X}) - \widehat{m}_{\widehat{T}}(\boldsymbol{\Theta}_1, \dots, \boldsymbol{\Theta}_k, \mathbf{X}, \mathcal{X}_n) \right)^2 \right). \tag{A.8}
\end{aligned}$$

This result is also shown in (11).

By Lemma 1, there exists some constant  $C > 0$  such that for all large  $n$  and each  $1 \leq k \leq c \log n$ ,

$$\begin{aligned}
& \mathbb{E} \left( m(\mathbf{X}) - m_{\widehat{T}}^*(\boldsymbol{\Theta}_1, \dots, \boldsymbol{\Theta}_k, \mathbf{X}) \right)^2 \\
& \leq 8M_0^2 n^{-\delta} 2^k + 2\alpha_1 \alpha_2 n^{-\eta} + 2M_0^2 (1 - \gamma_0(\alpha_1 \alpha_2)^{-1})^k + Cn^{-1}. \tag{A.9}
\end{aligned}$$

Let  $\nu > 0$  be sufficiently small. Then by Lemma 2, there exists some constant  $C > 0$  such that for all large  $n$  and each  $1 \leq k \leq c \log_2 n$ ,

$$\mathbb{E} \left( m_{\widehat{T}}^*(\boldsymbol{\Theta}_1, \dots, \boldsymbol{\Theta}_k, \mathbf{X}) - \widehat{m}_{\widehat{T}}(\boldsymbol{\Theta}_1, \dots, \boldsymbol{\Theta}_k, \mathbf{X}, \mathcal{X}_n) \right)^2 \leq n^{-\eta} + C2^k n^{-\frac{1}{2} + \nu}. \tag{A.10}$$

In view of (A.8)–(A.10), we can conclude that there exists some constant  $C > 0$  such that for all large  $n$  and each  $1 \leq k \leq c \log_2 n$ ,

$$\mathbb{E} \left( m(\mathbf{X}) - \mathbb{E} \left( \widehat{m}_{\widehat{T}}(\boldsymbol{\Theta}_1, \dots, \boldsymbol{\Theta}_k, \mathbf{X}, \mathcal{X}_n) \mid \mathbf{X}, \mathcal{X}_n \right) \right)^2 \leq C \left( \alpha_1 \alpha_2 n^{-\eta} + (1 - \gamma_0(\alpha_1 \alpha_2)^{-1})^k + n^{-\delta + c} \right).$$

The above result uses the fact that  $n^{-\frac{1}{2} + \nu + c} = o(n^{-\delta + c})$  due to a small  $\nu$ . Thus, replacing  $n$  with  $\lceil bn \rceil$  leads to (17).

To show the second assertion, we use Jensen's inequality to obtain that

$$\begin{aligned}
& \mathbb{E} \left( m(\mathbf{X}) - B^{-1} \sum_{a \in A} \mathbb{E} \left( \widehat{m}_{\widehat{T}_{a,a}}(\boldsymbol{\Theta}_1, \dots, \boldsymbol{\Theta}_k, \mathbf{X}, \mathcal{X}_n) \mid \mathbf{X}, \mathcal{X}_n \right) \right)^2 \\
& = \mathbb{E} \left[ B^{-1} \sum_{a \in A} \left( m(\mathbf{X}) - \mathbb{E} \left( \widehat{m}_{\widehat{T}_{a,a}}(\boldsymbol{\Theta}_1, \dots, \boldsymbol{\Theta}_k, \mathbf{X}, \mathcal{X}_n) \mid \mathbf{X}, \mathcal{X}_n \right) \right) \right]^2 \\
& \leq B^{-1} \sum_{a \in A} \mathbb{E} \left( m(\mathbf{X}) - \mathbb{E} \left( \widehat{m}_{\widehat{T}_{a,a}}(\boldsymbol{\Theta}_1, \dots, \boldsymbol{\Theta}_k, \mathbf{X}, \mathcal{X}_n) \mid \mathbf{X}, \mathcal{X}_n \right) \right)^2.
\end{aligned}$$

Combining this result and the first assertion completes the proof of Theorem 1.

### A.3 Proof of Theorem 2

We first show that when the random forests estimate (8) does not use the  $j$ th feature,

$$\frac{1}{B} \sum_{a \in A} \mathbb{E} \left( \widehat{m}_{\widehat{T}_{a,a}}(\boldsymbol{\Theta}_1, \dots, \boldsymbol{\Theta}_k, \mathbf{X}, \mathcal{X}_n) \mid \mathbf{X}, \mathcal{X}_n \right) \quad (\text{A.11})$$

is  $(\mathbf{X}_{-j}, \mathcal{X}_n)$ -measurable, where  $\mathbf{X}_{-j} := (X_1, \dots, X_{j-1}, X_{j+1}, \dots, X_p)^T$ . Then by the independence between  $\mathbf{X}$  and  $\mathcal{X}_n$ , we can resort to the projection theorem to obtain the desired conclusion. In order that the conditional expectation in (A.11) is well defined, we use Conditions 3–4 to ensure the existence of the first moment of the integrand in (A.11). Specifically, by Conditions 3–4, it holds that for each  $a \in A$ ,

$$\mathbb{E} \left( \left| \widehat{m}_{\widehat{T}_{a,a}}(\boldsymbol{\Theta}_1, \dots, \boldsymbol{\Theta}_k, \mathbf{X}, \mathcal{X}_n) \right| \right) < \infty,$$

and hence (A.11) is well defined.

By assumption, during the training phase, the  $j$ th feature is not involved, which entails that  $\widehat{m}_{\widehat{T}_{a,a}}(\boldsymbol{\Theta}_1, \dots, \boldsymbol{\Theta}_k, \mathbf{c}_1, \mathcal{X}_n) = \widehat{m}_{\widehat{T}_{a,a}}(\boldsymbol{\Theta}_1, \dots, \boldsymbol{\Theta}_k, \mathbf{c}_2, \mathcal{X}_n)$  for each  $\mathbf{c}_i := (c_{i1}, \dots, c_{ip})^T \in [0, 1]^p, i = 1, 2$ , with  $c_{1l} = c_{2l}$  for  $l \neq j$ . Then it follows that

$$\begin{aligned} & \frac{1}{B} \sum_{a \in A} \mathbb{E} \left( \widehat{m}_{\widehat{T}_{a,a}}(\boldsymbol{\Theta}_{1:k}, \mathbf{X}, \mathcal{X}_n) \mid \boldsymbol{\Theta}_{1:k}, \mathbf{X}, \mathcal{X}_n \right) \\ &= \frac{1}{B} \sum_{a \in A} \mathbb{E} \left( \widehat{m}_{\widehat{T}_{a,a}}(\boldsymbol{\Theta}_{1:k}, \mathbf{X}, \mathcal{X}_n) \mid \boldsymbol{\Theta}_{1:k}, \mathbf{X}_{-j}, \mathcal{X}_n \right). \end{aligned}$$

In view of this result, we can see that

$$\frac{1}{B} \sum_{a \in A} \mathbb{E} \left( \widehat{m}_{\widehat{T}_{a,a}}(\boldsymbol{\Theta}_1, \dots, \boldsymbol{\Theta}_k, \mathbf{X}, \mathcal{X}_n) \mid \mathbf{X}, \mathcal{X}_n \right) \text{ is } (\mathbf{X}_{-j}, \mathcal{X}_n)\text{-measurable.} \quad (\text{A.12})$$

Since  $\mathcal{X}_n$  is independent of  $\mathbf{X}$ , we have

$$\text{Var} \left( m(\mathbf{X}) \mid \mathbf{X}_{-j}, \mathcal{X}_n \right) = \text{Var} \left( m(\mathbf{X}) \mid \mathbf{X}_{-j} \right). \quad (\text{A.13})$$

By the definition of relevant features, we can deduce that

$$\begin{aligned} & \mathbb{E} \left( m(\mathbf{X}) - \frac{1}{B} \sum_{a \in A} \mathbb{E} \left( \widehat{m}_{\widehat{T}_{a,a}}(\boldsymbol{\Theta}_1, \dots, \boldsymbol{\Theta}_k, \mathbf{X}, \mathcal{X}_n) \mid \mathbf{X}, \mathcal{X}_n \right) \right)^2 \\ &= \mathbb{E} \left\{ \mathbb{E} \left[ \left( m(\mathbf{X}) - \frac{1}{B} \sum_{a \in A} \mathbb{E} \left( \widehat{m}_{\widehat{T}_{a,a}}(\boldsymbol{\Theta}_1, \dots, \boldsymbol{\Theta}_k, \mathbf{X}, \mathcal{X}_n) \mid \mathbf{X}, \mathcal{X}_n \right) \right)^2 \mid \mathbf{X}_{-j}, \mathcal{X}_n \right] \right\} \\ &\geq \mathbb{E} \left( \text{Var} \left( m(\mathbf{X}) \mid \mathbf{X}_{-j}, \mathcal{X}_n \right) \right) \\ &= \mathbb{E} \left( \text{Var} \left( m(\mathbf{X}) \mid X_s, s \in \{1, \dots, p\} \setminus \{j\} \right) \right) \\ &\geq \iota. \end{aligned}$$

Here, in the first inequality, we apply (A.12) and the projection theorem. For the second

equality, we resort to (A.13). This concludes the proof of Theorem 2.

#### A.4 Proof of Theorem 3

Let  $0 < \gamma_0 \leq 1$  be given. We begin with a closed-form expression for the  $\mathbb{L}^2$  approximation error in (A.14) obtained using (12). We argue that in the expression below

$$\begin{aligned} & \mathbb{E} \left( m(\mathbf{X}) - m_T^*(\Theta_{1:k}, \mathbf{X}) \right)^2 \\ &= \sum_{\Theta_{1:k}} \mathbb{P}(\Theta_{1:k} = \Theta_{1:k}) \sum_{(\mathbf{t}_1, \dots, \mathbf{t}_k) \in T(\Theta_{1:k})} \mathbb{P}(\mathbf{X} \in \mathbf{t}_k) \text{Var}(m(\mathbf{X}) \mid \mathbf{X} \in \mathbf{t}_k), \end{aligned} \quad (\text{A.14})$$

the (average) conditional variance on the end cells at the last level can be bounded by the (average) conditional variance at the one to the last level multiplied by a factor  $(1 - \gamma_0(\alpha_1\alpha_2)^{-1})$ , and hence we have the recursive argument as in (23). However, according to Condition 5, for the cell with too small probabilities, we need to use a different approach to deal with the case, which results in an additional term  $\varepsilon\alpha_1\alpha_2$  in Theorem 3.

In what follows,  $T(\Theta_{1:k})$  is categorized into two groups, where upper bounds are constructed accordingly. Let  $\varepsilon \geq 0$  be given. Then we introduce a set of tuples denoted as  $T_\varepsilon$ . For each  $\Theta_1, \dots, \Theta_k$ , define a set of  $k$ -dimensional tuples  $T_\varepsilon(\Theta_1, \dots, \Theta_k)$  such that if the following two properties hold:

- 1)  $(\mathbf{t}_1, \dots, \mathbf{t}_k) \in T(\Theta_1, \dots, \Theta_k)$ ,
- 2) There exists some positive integer  $l \leq k$  such that  $\sup_{j,c} (II)_{\mathbf{t}_{l-1}, \mathbf{t}_{l-1}(j,c)} \leq \alpha_2 \varepsilon$  with the supremum over all possible  $(j, c)$ 's,

then  $(\mathbf{t}_1, \dots, \mathbf{t}_k) \in T_\varepsilon(\Theta_1, \dots, \Theta_k)$ . In view of the definition of  $T_\varepsilon$ , we can deduce that

$$\begin{aligned} & \text{RHS of (A.14)} \\ &= \sum_{\Theta_{1:k}} \mathbb{P}(\Theta_{1:k} = \Theta_{1:k}) \left[ \sum_{(\mathbf{t}_1, \dots, \mathbf{t}_k) \in T_\varepsilon(\Theta_{1:k})} \mathbb{P}(\mathbf{X} \in \mathbf{t}_k) \text{Var}(m(\mathbf{X}) \mid \mathbf{X} \in \mathbf{t}_k) \right. \\ & \quad \left. + \sum_{(\mathbf{t}_1, \dots, \mathbf{t}_k) \in (T(\Theta_{1:k}) \setminus T_\varepsilon(\Theta_{1:k}))} \mathbb{P}(\mathbf{X} \in \mathbf{t}_k) \text{Var}(m(\mathbf{X}) \mid \mathbf{X} \in \mathbf{t}_k) \right], \end{aligned} \quad (\text{A.15})$$

where the summation is over all possible  $\Theta_{1:k}$ .

Let us deal with the second term on the RHS of (A.15) first. For simplicity, define  $T^\dagger(\Theta_{1:k}) := T(\Theta_{1:k}) \setminus T_\varepsilon(\Theta_{1:k})$  and  $V(\mathbf{t}) := \text{Var}(m(\mathbf{X}) \mid \mathbf{X} \in \mathbf{t})$ . We can observe two properties of  $T^\dagger$ . First, if  $(\mathbf{t}_1, \dots, \mathbf{t}_k) \in T^\dagger(\Theta_{1:k})$ , then we have  $(\mathbf{t}_1, \dots, \mathbf{t}_l) \in T^\dagger(\Theta_{1:l})$  for each  $1 \leq l < k$ , but not the other way around. Second, if  $(\mathbf{t}_1, \dots, \mathbf{t}_k) \in T^\dagger(\Theta_{1:k})$  and  $\mathbf{t}'_k$  is the other daughter cell of  $\mathbf{t}_{k-1}$  in  $T(\Theta_{1:k})$ , then it holds that  $(\mathbf{t}_1, \dots, \mathbf{t}_{k-1}, \mathbf{t}'_k) \in T^\dagger(\Theta_{1:k})$ ; that is, daughter cells are included in  $T^\dagger(\Theta_{1:k})$  as a pair.



With the defined notation, we can show that

The second term on the RHS of (A.15)

$$\begin{aligned}
&= \sum_{\Theta_{1:k}} \mathbb{P}(\Theta_{1:k} = \Theta_{1:k}) \sum_{(\mathbf{t}_{1:k}) \in T^\dagger(\Theta_{1:k})} \mathbb{P}(\mathbf{X} \in \mathbf{t}_{k-1}) \mathbb{P}(\mathbf{X} \in \mathbf{t}_k | \mathbf{X} \in \mathbf{t}_{k-1}) V(\mathbf{t}_k) \\
&= \sum_{\Theta_{1:k}} \mathbb{P}(\Theta_{1:k} = \Theta_{1:k}) \sum_{(\mathbf{t}_1, \dots, \mathbf{t}_k) \in T^\dagger(\Theta_{1:k})} \mathbb{P}(\mathbf{X} \in \mathbf{t}_{k-1}) \frac{(I)_{\mathbf{t}_{k-1}, \mathbf{t}_k}}{2} \\
&= \sum_{\Theta_{1:k-1}} \mathbb{P}(\Theta_{1:k-1} = \Theta_{1:k-1}) \sum_{\Theta_k} \mathbb{P}(\Theta_k = \Theta_k) \\
&\quad \times \sum_{(\mathbf{t}_1, \dots, \mathbf{t}_k) \in T^\dagger(\Theta_{1:k})} \mathbb{P}(\mathbf{X} \in \mathbf{t}_{k-1}) \frac{(I)_{\mathbf{t}_{k-1}, \mathbf{t}_k}}{2},
\end{aligned} \tag{A.16}$$

where we use the definition of  $(I)$  in (13) and the second property of  $T^\dagger$  to derive the second equality, and the third equality is due to the independence of random parameters.

Observe that there exists at least one optimal feature  $j^*$  such that  $\sup_c (II)_{\mathbf{t}_{k-1}, \mathbf{t}_{k-1}(j^*, c)} = \sup_{j, c} (II)_{\mathbf{t}_{k-1}, \mathbf{t}_{k-1}(j, c)}$ . Without loss of generality, let us assume that the set of available features for splitting  $\mathbf{t}_{k-1}$  is  $\Theta_{k,1}$  (recall that  $\Theta_k = \{\Theta_{k,1}, \dots, \Theta_{k,2^{k-1}}\}$ ). It is not difficult to see that the probability that  $\Theta_{k,1}$  includes one of these optimal features is at least  $\gamma_0$ ; that is,

$$\begin{aligned}
&\mathbb{P}(\Theta_{k,1} \text{ includes one of the optimal features}) \geq \gamma_0 \quad (\text{the good state}), \\
&\mathbb{P}(\{\Theta_{k,1} \text{ includes one of the optimal features}\}^c) < 1 - \gamma_0 \quad (\text{the bad state}).
\end{aligned} \tag{A.17}$$

In (A.16), it follows from the definition of  $T^\dagger$  that  $\sup_{j, c} (II)_{\mathbf{t}_{k-1}, \mathbf{t}_{k-1}(j, c)} > \alpha_2 \varepsilon$ . Then if  $\Theta_{k,1}$  is in the good state, by the first item of Condition 5 it holds that  $(II)_{\mathbf{t}_{k-1}, \mathbf{t}_k} > \varepsilon$ . By this, the second item of Condition 5, and the fact that  $\Theta_{k,1}$  is in the good state, we have

$$\begin{aligned}
(I)_{\mathbf{t}_{k-1}, \mathbf{t}_k} &= \text{Var}(m(\mathbf{X}) | \mathbf{X} \in \mathbf{t}_{k-1}) - (II)_{\mathbf{t}_{k-1}, \mathbf{t}_k} \\
&\leq \text{Var}(m(\mathbf{X}) | \mathbf{X} \in \mathbf{t}_{k-1}) - \alpha_2^{-1} \sup_{j, c} (II)_{\mathbf{t}_{k-1}, \mathbf{t}_{k-1}(j, c)}.
\end{aligned} \tag{A.18}$$

Moreover, it follows from Condition 1 that

$$\text{RHS of (A.18)} \leq \text{Var}(m(\mathbf{X}) | \mathbf{X} \in \mathbf{t}_{k-1}) (1 - (\alpha_1 \alpha_2)^{-1}).$$

On the other hand, if  $\Theta_{k,1}$  is in the bad state, we can show that  $(I)_{\mathbf{t}_{k-1}, \mathbf{t}_k} \leq \text{Var}(m(\mathbf{X}) | \mathbf{X} \in \mathbf{t}_{k-1})$ .

The above argument is applicable to each  $\Theta_{k,i}$  for  $i \in \{1, \dots, 2^{k-1}\}$ . To analyze the RHS

of (A.16) using the above argument, we first employ the properties of  $T^\dagger$  to deduce that<sup>9</sup>

$$\begin{aligned} & \sum_{\Theta_k} \mathbb{P}(\Theta_k = \Theta_k) \sum_{(\mathbf{t}_1, \dots, \mathbf{t}_k) \in T^\dagger(\Theta_{1:k})} \mathbb{P}(\mathbf{X} \in \mathbf{t}_{k-1}) \frac{(I)_{\mathbf{t}_{k-1}, \mathbf{t}_k}}{2} \\ &= \sum_{(\mathbf{t}_{1:k-1}) \in T^\dagger(\Theta_{1:k-1})} \sum_{\Theta_k} \mathbb{P}(\Theta_k = \Theta_k) \sum_{\mathbf{t}_k: (\mathbf{t}_1, \dots, \mathbf{t}_k) \in T^\dagger(\Theta_{1:k})} \mathbb{P}(\mathbf{X} \in \mathbf{t}_{k-1}) \frac{(I)_{\mathbf{t}_{k-1}, \mathbf{t}_k}}{2}. \end{aligned} \quad (\text{A.19})$$

To see why such expression holds, we notice that the outer summation on the RHS of (A.19) may sum over cell paths  $\mathbf{t}_{1:k-1} \in T^\dagger(\Theta_{1:k-1})$  such that  $\{\mathbf{t}_k : \mathbf{t}_{1:k} \in T^\dagger(\Theta_{1:k})\}$  is an empty set (see the first property of  $T^\dagger$ ). In this case,  $\sum_{\mathbf{t}_k: (\mathbf{t}_1, \dots, \mathbf{t}_k) \in T^\dagger(\Theta_{1:k})} 1 = 0$  since the summation is over an empty set.

We now deal with the inner two summations of (A.19), where the first  $k-1$  cells as well as  $\Theta_{1:k-1}$  are treated as given. Let us make some useful observations. Due to the properties of  $T^\dagger$ , given the first  $k-1$  cells it holds that

$$\{\mathbf{t}_k : (\mathbf{t}_1, \dots, \mathbf{t}_k) \in T^\dagger(\Theta_{1:k})\} \text{ contains either two cells or zero cells.} \quad (\text{A.20})$$

Furthermore, the split on  $\mathbf{t}_{k-1}$  for growing  $\mathbf{t}_k$  is only subject to  $\Theta_{k,i}$  for some  $i \in \{1, \dots, 2^{k-1}\}$  depending on  $\mathbf{t}_{1:k-1}$ . In light of these observations, we can deduce that

The inner two summations of (A.19)

$$\begin{aligned} &= \sum_{\Theta_k} \mathbb{P}(\Theta_k = \Theta_k) \sum_{\mathbf{t}_k: (\mathbf{t}_1, \dots, \mathbf{t}_k) \in T^\dagger(\Theta_{1:k})} \mathbb{P}(\mathbf{X} \in \mathbf{t}_{k-1}) \frac{(I)_{\mathbf{t}_{k-1}, \mathbf{t}_k}}{2} \\ &\leq \sum_{\text{Good } \Theta_{k,i}} \mathbb{P}(\Theta_k = \Theta_k) \sum_{\mathbf{t}_k: (\mathbf{t}_1, \dots, \mathbf{t}_k) \in T^\dagger(\Theta_{1:k})} \mathbb{P}(\mathbf{X} \in \mathbf{t}_{k-1}) \frac{V(\mathbf{t}_{k-1})(1 - (\alpha_1 \alpha_2)^{-1})}{2} \\ &\quad + \sum_{\text{Bad } \Theta_{k,i}} \mathbb{P}(\Theta_k = \Theta_k) \sum_{\mathbf{t}_k: (\mathbf{t}_1, \dots, \mathbf{t}_k) \in T^\dagger(\Theta_{1:k})} \mathbb{P}(\mathbf{X} \in \mathbf{t}_{k-1}) \frac{V(\mathbf{t}_{k-1})}{2} \\ &\leq \gamma (\mathbb{P}(\mathbf{X} \in \mathbf{t}_{k-1}) V(\mathbf{t}_{k-1}) (1 - (\alpha_1 \alpha_2)^{-1})) + (1 - \gamma) (\mathbb{P}(\mathbf{X} \in \mathbf{t}_{k-1}) V(\mathbf{t}_{k-1})), \end{aligned} \quad (\text{A.21})$$

where  $\gamma := \sum_{\text{Good } \Theta_{k,i}} \mathbb{P}(\Theta_k = \Theta_k)$ , the first inequality is due to the above property, and the last inequality is because of (A.20). Here, for simplicity, in (A.21) above we say the “Good  $\Theta_{k,i}$ ” and “Bad  $\Theta_{k,i}$ ” without specifying the exact index  $i$  of  $\Theta_{k,i}$  with respect to the given cell path  $\mathbf{t}_{1:k-1}$ .

Since  $\Theta_{k,i}$ ’s are independent, it follows from (A.17) and  $\gamma \geq \gamma_0$  that

$$\begin{aligned} \text{RHS of (A.21)} &\leq \sup_{\gamma_0 \leq \gamma \leq 1} \left( (1 - \gamma(\alpha_1 \alpha_2)^{-1}) \mathbb{P}(\mathbf{X} \in \mathbf{t}_{k-1}) V(\mathbf{t}_{k-1}) \right) \\ &= (1 - \gamma_0(\alpha_1 \alpha_2)^{-1}) \mathbb{P}(\mathbf{X} \in \mathbf{t}_{k-1}) V(\mathbf{t}_{k-1}). \end{aligned} \quad (\text{A.22})$$

---

<sup>9</sup>We also notice an issue that due to random tie breaking,  $\{\mathbf{t}_{1:k-1} \in T^\dagger(\Theta_{1:k-1})\} \setminus \{\mathbf{t}_{1:k-1} : \mathbf{t}_{1:k} \in T^\dagger(\Theta_{1:k})\}$  may not be empty. That is,  $\{\mathbf{t}_{1:k-1} \in T^\dagger(\Theta_{1:k-1})\}$  may not be the first  $k-1$  levels of  $\{\mathbf{t}_{1:k-1} : \mathbf{t}_{1:k} \in T^\dagger(\Theta_{1:k})\}$  since they break ties differently. A more rigorous definition of tree growing rule can get rid of this issue and ensure that the random splits for ties are consistent as trees grow. We omit the details for simplicity.

Then combining (A.21)–(A.22) leads to

$$\text{The inner two summations of (A.19)} \leq (1 - \gamma_0(\alpha_1\alpha_2)^{-1})\mathbb{P}(\mathbf{X} \in \mathbf{t}_{k-1})V(\mathbf{t}_{k-1}). \quad (\text{A.23})$$

Observe that the left-hand side (LHS) of (A.23) is the average impurity decrease over all the trees having the cell path  $\mathbf{t}_{1:k-1}$  given  $\Theta_{1:k-1}$ . Thus, from (A.19) and (A.23) we can show that

$$\begin{aligned} & \text{RHS of (A.16)} \\ & \leq (1 - \frac{\gamma_0}{\alpha_1\alpha_2}) \sum_{\Theta_{1:k-1}} \mathbb{P}(\Theta_{1:k-1} = \Theta_{1:k-1}) \sum_{(\mathbf{t}_{1:k-1}) \in T^\dagger(\Theta_{1:k-1})} \mathbb{P}(\mathbf{X} \in \mathbf{t}_{k-1})V(\mathbf{t}_{k-1}). \end{aligned} \quad (\text{A.24})$$

We can repeat the calculation in (A.24)  $k$  times to conclude that

$$\text{RHS of (A.24)} \leq (1 - \gamma_0(\alpha_1\alpha_2)^{-1})^k \text{Var}(m(\mathbf{X})). \quad (\text{A.25})$$

Next, we bound the first term in (A.15). Let  $(\mathbf{t}_1, \dots, \mathbf{t}_k) \in T_\varepsilon(\Theta_1, \dots, \Theta_k)$  be a given tuple. By the second property in the definition of  $T_\varepsilon$ , there exists a smallest integer  $1 \leq l \leq k$  such that  $\sup_{j,c} (II)_{\mathbf{t}_{l-1}, \mathbf{t}_{l-1}(j,c)} \leq \alpha_2\varepsilon$ . By Condition 1, we have

$$\text{Var}(m(\mathbf{X}) \mid \mathbf{X} \in \mathbf{t}_{l-1}) \leq \alpha_1\alpha_2\varepsilon. \quad (\text{A.26})$$

Denote by  $S$  the set of tuples in  $T_\varepsilon(\Theta_1, \dots, \Theta_k)$  such that the first  $l-1$  cells are  $\mathbf{t}_1, \dots, \mathbf{t}_{l-1}$ . For each  $q \in \{l-1, \dots, k-1\}$ , let  $S_q$  be the set of distinct tuples in  $\{(\mathbf{t}_1, \dots, \mathbf{t}_q) : (\mathbf{t}_1, \dots, \mathbf{t}_k) \in S\}$ . Then we can deduce that

$$\begin{aligned} & \sum_{(\mathbf{t}_1, \dots, \mathbf{t}_k) \in S} \mathbb{P}(\mathbf{X} \in \mathbf{t}_k) \text{Var}(m(\mathbf{X}) \mid \mathbf{X} \in \mathbf{t}_k) \\ & = \sum_{(\mathbf{t}_1, \dots, \mathbf{t}_k) \in S} \mathbb{P}(\mathbf{X} \in \mathbf{t}_{k-1}) \mathbb{P}(\mathbf{X} \in \mathbf{t}_k \mid \mathbf{X} \in \mathbf{t}_{k-1}) \text{Var}(m(\mathbf{X}) \mid \mathbf{X} \in \mathbf{t}_k) \\ & \leq \sum_{(\mathbf{t}_1, \dots, \mathbf{t}_{k-1}) \in S_{k-1}} \mathbb{P}(\mathbf{X} \in \mathbf{t}_{k-1}) \text{Var}(m(\mathbf{X}) \mid \mathbf{X} \in \mathbf{t}_{k-1}) \\ & \leq \sum_{(\mathbf{t}_1, \dots, \mathbf{t}_{l-1}) \in S_{l-1}} \mathbb{P}(\mathbf{X} \in \mathbf{t}_{l-1}) \text{Var}(m(\mathbf{X}) \mid \mathbf{X} \in \mathbf{t}_{l-1}) \\ & = \mathbb{P}(\mathbf{X} \in \mathbf{t}_{l-1}) \text{Var}(m(\mathbf{X}) \mid \mathbf{X} \in \mathbf{t}_{l-1}) \\ & \leq \mathbb{P}(\mathbf{X} \in \mathbf{t}_{l-1}) \alpha_1\alpha_2\varepsilon. \end{aligned} \quad (\text{A.27})$$

Here, the first inequality in (A.27) follows from the fact that  $\text{Var}(m(\mathbf{X}) \mid \mathbf{X} \in \mathbf{t}_{k-1}) \geq (I)_{\mathbf{t}_{k-1}, \mathbf{t}_k}$ , which is a similar argument to that used in (A.21). The second inequality is obtained by repeating the same argument for the first inequality. Moreover, the second equality is because  $S_{l-1}$  contains exactly one tuple, while the last inequality follows from (A.26).

From (A.27), we can see that given  $\Theta_1, \dots, \Theta_k$  and  $\varepsilon$ , the summation over all possible  $S$

is a summation over the probabilities of exclusive events multiplied by  $\alpha_1\alpha_2\varepsilon$ . Thus, it holds that

$$\sum_{(\mathbf{t}_1, \dots, \mathbf{t}_k) \in T_\varepsilon(\Theta_{1:k})} \mathbb{P}(\mathbf{X} \in \mathbf{t}_k) \text{Var}(m(\mathbf{X}) \mid \mathbf{X} \in \mathbf{t}_k) \leq \alpha_1\alpha_2\varepsilon.$$

Since summing over the probabilities of  $\Theta_{1:k}$  gives one, we have

$$\sum_{\Theta_{1:k}} \mathbb{P}(\Theta_{1:k} = \Theta_{1:k}) \sum_{(\mathbf{t}_1, \dots, \mathbf{t}_k) \in T_\varepsilon(\Theta_{1:k})} \mathbb{P}(\mathbf{X} \in \mathbf{t}_k) \text{Var}(m(\mathbf{X}) \mid \mathbf{X} \in \mathbf{t}_k) \leq \alpha_1\alpha_2\varepsilon.$$

Therefore, combining this inequality, (A.14)–(A.16), and (A.24)–(A.25) yields the desired conclusion of Theorem 3.

Finally, for the special case of  $\varepsilon = 0$ , we can utilize (12) to show that

$$\text{RHS of (A.24)} = (1 - \gamma_0(\alpha_1\alpha_2)^{-1}) \mathbb{E} \left( m(\mathbf{X}) - m_T^*(\Theta_{1:k-1}, \mathbf{X}) \right)^2,$$

which leads to the desired bound in (23). This completes the proof of Theorem 3.

## A.5 Proof of Theorem 4

Let us first briefly outline the proof idea for the main assertion of Theorem 4. We argue that for each cell  $\mathbf{t}$ , the (sample) CART-split criterion in (6) gives results that are very close to those of the theoretical CART-split introduced in Section 4.1. More precisely, let  $\hat{\mathbf{t}}$  be one of the daughter cells of  $\mathbf{t}$  after the CART-split given a set of available features  $\Theta$ , and we argue that the value of  $(II)_{\mathbf{t}, \hat{\mathbf{t}}}$  is very close to that of  $\sup_{j \in \Theta, c} (II)_{\mathbf{t}, \mathbf{t}(j, c)}$ . Since this argument involves quantities  $(II)$ 's, to obtain the desired result we need to control the differences between the theoretical and sample (conditional) moments. Thus, we rely on the grid introduced in Section 5, where we also introduce the ideas behind the grid.

We aim to construct the  $\mathcal{X}_n$ -measurable event  $\mathbf{U}_n$ . Let the grid with parameters  $\rho_1$  and  $\rho_2$  be given. Since  $\delta < 1/4$ , there exists some  $\Delta$  with  $\frac{1}{2} < \Delta < 1 - 2\delta$ . In addition, we let  $\Delta'$  with  $\frac{1}{2} < \Delta' < \Delta$  and a sufficiently small  $s > 0$  be given such that

$$\eta < \min \left\{ \frac{\Delta'}{4} - 2s, \delta - 2s, \frac{\delta}{2} \right\}. \quad (\text{A.28})$$

As stated in Theorem 4, we set  $k = \lfloor c \log(n) \rfloor$  in the following proof for simplicity. Let the events  $\mathcal{A}_i(k, \Delta), i \in \{1, 2, 3\}$ , be as defined in Lemma 6 in Section C.1; these events also depend on  $\Delta'$ . Briefly, these events control the conditional moments, which include the conditional means and probabilities, and the numbers of observations on each of the sufficiently large cells on the grid hyperplanes. A cell  $\mathbf{t}$  is said to be sufficiently large in the sense that  $\mathbb{P}(\mathbf{X} \in \mathbf{t}) \geq n^{\Delta-1}$ , and thus we require  $\Delta$  to be not too small (i.e.,  $\Delta > \frac{1}{2}$ ). On the other hand, the events involve only a class of cells on the grid hyperplanes in order to control the deviations between the sample and population moments with high probability. Hence, the probabilities of these events increase as  $k$  does. See Lemma 6 for detailed definitions of these events.

Furthermore, let  $\mathbf{C}_n := \cap_{i=1}^n \{|\varepsilon_i| \leq n^s\}$  and  $\mathcal{A}$  be as defined in (A.3). Since Conditions 2–3 are satisfied with sufficiently large  $q$ , it follows from Lemma 6 (parameter  $\delta > 0$  in Lemma 6 should not to be confused with  $\delta$  here) and (A.3) that for all large  $n$ ,

$$\mathbb{P}(\mathbf{U}_n^c) = o(n^{-1}),$$

where

$$\mathbf{U}_n := \mathbf{C}_n \cap \mathcal{A}_1(k+1, \Delta) \cap \mathcal{A}_2(k, \Delta) \cap \mathcal{A}_3(k+1, \Delta) \cap \mathcal{A}.$$

We can see that  $\mathbf{U}_n$  is  $\mathcal{X}_n$ -measurable.

It remains to show the second conclusion. To better understand the technical arguments, we provide some useful intuitions first. For each cell  $\mathbf{t} = \times_{j=1}^p t_j$  and a set of available features  $\Theta$ , let us fix a best cut  $(j^*(\mathbf{t}), c^*(\mathbf{t})) := \arg \sup_{j \in \Theta, c} (II)_{\mathbf{t}, \mathbf{t}(j, c)}$  and for simplicity, we do not specify the dependence of the cut on  $\Theta$ . Let  $\mathbf{t}^*$  be one of the daughter cells of  $\mathbf{t}$  after  $(j^*(\mathbf{t}), c^*(\mathbf{t}))$ . Our goal is to find the lower bound of  $(II)_{\mathbf{t}, \hat{\mathbf{t}}} - (II)_{\mathbf{t}, \mathbf{t}^*}$  in terms of the sample size  $n$ . The main idea of the proof is to find a semi-sample daughter cell of  $\mathbf{t}$  denoted as  $\mathbf{t}^\dagger$  such that  $\mathbf{t}^\dagger$  is grown by a cut  $(j^*(\mathbf{t}), c^\dagger(\mathbf{t}))$  with  $c^\dagger(\mathbf{t}) = x_{i, j^*(\mathbf{t})}$  for some  $i \in \{1, \dots, n\}$  and the value of  $c^\dagger(\mathbf{t})$  is very close to  $c^*(\mathbf{t})$  (recall that  $\mathbf{x}_i = (x_{i,1}, \dots, x_{i,p})^T$ 's are the observations in the sample). Intuitively, on one hand,  $(II)_{\mathbf{t}, \hat{\mathbf{t}}} - (II)_{\mathbf{t}, \mathbf{t}^\dagger}$  should be bounded from below because  $\hat{\mathbf{t}}$  maximizes the sample counterpart of  $(II)_{\mathbf{t}, \hat{\mathbf{t}}}$  and hence  $(\widehat{II})_{\mathbf{t}, \hat{\mathbf{t}}} \geq (\widehat{II})_{\mathbf{t}, \mathbf{t}^\dagger}$ , and the values of these sample counterparts are close to themselves, respectively, in a probabilistic sense. On the other hand, the difference between  $c^\dagger(\mathbf{t})$  and  $c^*(\mathbf{t})$  is very close and thus  $|(II)_{\mathbf{t}, \mathbf{t}^\dagger} - (II)_{\mathbf{t}, \mathbf{t}^*}|$  is controlled. Then by the use of the semi-sample daughter cell, we can complete the technical analysis.

We now introduce some necessary notation for the formal proof. Let us fix an interval  $I^*(\mathbf{t})$  such that  $c^*(\mathbf{t}) \in I^*(\mathbf{t}) \subset t_{j^*(\mathbf{t})}$  and

$$\mathbb{P}(X_{j^*(\mathbf{t})} \in I^*(\mathbf{t}) \mid \mathbf{X} \in \mathbf{t}) = n^{-\delta}.$$

In view of Condition 2, such  $I^*(\mathbf{t})$  is well defined. In addition, for the cell  $\mathbf{t}$  and  $\Theta$ , we fix another cut  $(j^*(\mathbf{t}), c^\dagger(\mathbf{t}))$  such that  $c^\dagger(\mathbf{t})$  is an element of the set

$$\{x_{i, j^*(\mathbf{t})} : \mathbf{x}_i \in \mathbf{t}, x_{i, j^*(\mathbf{t})} \in I^*(\mathbf{t})\}$$

when the set is not empty, and otherwise  $c^\dagger(\mathbf{t})$  is a random value in  $t_{j^*(\mathbf{t})}$ .

Recall that  $\hat{\mathbf{t}}$ ,  $\mathbf{t}^\dagger$ , and  $\mathbf{t}^*$  denote, respectively, one of the daughter cells constructed by the CART-split (6), the cut  $(j^*(\mathbf{t}), c^\dagger(\mathbf{t}))$ , and the cut  $(j^*(\mathbf{t}), c^*(\mathbf{t}))$ . Particularly, due to the definition of  $c^\dagger(\mathbf{t})$ , we let  $\mathbf{t}^\dagger$  and  $\mathbf{t}^*$  be such that

$$|\mathbb{P}(\mathbf{X} \in \mathbf{t}^\dagger \mid \mathbf{X} \in \mathbf{t}) - \mathbb{P}(\mathbf{X} \in \mathbf{t}^* \mid \mathbf{X} \in \mathbf{t})| \leq n^{-\delta}. \quad (\text{A.29})$$

Given the cell  $\mathbf{t}$  and an arbitrary partition of  $\mathbf{t}'$  and  $\mathbf{t}''$ , we can define the sample version of

(14) as

$$\begin{aligned} (\widehat{II})_{\mathbf{t}, \mathbf{t}'} &:= \frac{\#\{i : \mathbf{x}_i \in \mathbf{t}'\}}{\#\{i : \mathbf{x}_i \in \mathbf{t}\}} \left( \sum_{\mathbf{x}_i \in \mathbf{t}'} \frac{y_i}{\#\{i : \mathbf{x}_i \in \mathbf{t}'\}} - \sum_{\mathbf{x}_i \in \mathbf{t}} \frac{y_i}{\#\{i : \mathbf{x}_i \in \mathbf{t}\}} \right)^2 \\ &+ \frac{\#\{i : \mathbf{x}_i \in \mathbf{t}''\}}{\#\{i : \mathbf{x}_i \in \mathbf{t}\}} \left( \sum_{\mathbf{x}_i \in \mathbf{t}''} \frac{y_i}{\#\{i : \mathbf{x}_i \in \mathbf{t}''\}} - \sum_{\mathbf{x}_i \in \mathbf{t}} \frac{y_i}{\#\{i : \mathbf{x}_i \in \mathbf{t}\}} \right)^2. \end{aligned} \quad (\text{A.30})$$

Here, we define a summation over an empty set as zero. In particular,  $(\widehat{II})_{\mathbf{t}, \mathbf{t}'}$  is zero if  $\mathbf{t}$  contains only one observation.

To complete the proof for the second conclusion, we need Lemmas 4 and 5 in Sections B.5 and B.6, respectively. Let a constant  $c_1 > 0$  with  $\alpha_2 \geq 1 + c_1$  be given. It follows from Lemmas 4 and 5 and the definition of sample tree growing rule  $\widehat{T}$  that on the event  $\mathcal{U}_n$ , there exists some constant  $C > 0$  such that for all large  $n$ , each sequence of sets of available features  $\Theta_1, \dots, \Theta_k$ , each  $(\mathbf{t}_1, \dots, \mathbf{t}_k) \in \widehat{T}(\Theta_1, \dots, \Theta_k)$ , and each  $1 \leq l \leq k$  with  $\mathbb{P}(\mathbf{X} \in \mathbf{t}_{l-1}) \geq n^{-\delta}$ , we have

$$\begin{aligned} (II)_{\mathbf{t}_{l-1}, \mathbf{t}_l} - (II)_{\mathbf{t}_{l-1}, \mathbf{t}^*} &= \underbrace{(II)_{\mathbf{t}_{l-1}, \mathbf{t}_l} - (II)_{\mathbf{t}_{l-1}^\#, \mathbf{t}_l^\#}}_{(i)} + \underbrace{(II)_{\mathbf{t}_{l-1}^\#, \mathbf{t}_l^\#} - (\widehat{II})_{\mathbf{t}_{l-1}^\#, \mathbf{t}_l^\#}}_{(ii)} \\ &+ \underbrace{(\widehat{II})_{\mathbf{t}_{l-1}^\#, \mathbf{t}_l^\#} - (\widehat{II})_{\mathbf{t}_{l-1}, \mathbf{t}_l}}_{(iii)} + \underbrace{(\widehat{II})_{\mathbf{t}_{l-1}, \mathbf{t}_l} - (\widehat{II})_{\mathbf{t}_{l-1}, \mathbf{t}_l^\dagger}}_{(iv)} \\ &+ \underbrace{(\widehat{II})_{\mathbf{t}_{l-1}, \mathbf{t}_l^\dagger} - (\widehat{II})_{(\mathbf{t}_{l-1})^\#, (\mathbf{t}_l^\dagger)^\#}}_{(v)} + \underbrace{(\widehat{II})_{(\mathbf{t}_{l-1})^\#, (\mathbf{t}_l^\dagger)^\#} - (II)_{(\mathbf{t}_{l-1})^\#, (\mathbf{t}_l^\dagger)^\#}}_{(vi)} \\ &+ \underbrace{(II)_{(\mathbf{t}_{l-1})^\#, (\mathbf{t}_l^\dagger)^\#} - (II)_{\mathbf{t}_{l-1}, \mathbf{t}_l^\dagger}}_{(vii)} + \underbrace{(II)_{\mathbf{t}_{l-1}, \mathbf{t}_l^\dagger} - (II)_{\mathbf{t}_{l-1}, \mathbf{t}_l^*}}_{(viii)} \\ &\geq -C(n^{-\frac{\delta}{2}} + n^{-\frac{\delta}{4} + 2s} + n^{-\delta + 2s}) \\ &\geq -c_1 n^{-\eta}, \end{aligned} \quad (\text{A.31})$$

where we suppress the dependence of all the daughter cells on the set of available features. In (A.31), terms (i)–(iii) and (v)–(vii) are bounded in Lemma 5, while terms (iv) and (viii) are analyzed in Lemma 4. To apply Lemma 4, notice that  $\mathbf{t}_l$  in term (iv) is grown by the (sample) CART-split given  $\mathbf{t}_{l-1}$  and the available features. The last inequality above is due to all large  $n$  and (A.28).

In view of (A.31) and the definition of  $\widehat{T}_\zeta$ , on event  $\mathcal{U}_n$  it holds that for all large  $n$ , each sequence of sets of available features  $\Theta_1, \dots, \Theta_k$ , and each  $(\mathbf{t}_1, \dots, \mathbf{t}_k) \in \widehat{T}_\zeta(\Theta_1, \dots, \Theta_k)$  with  $\zeta = n^{-\delta}$ , we have for  $1 \leq l \leq k$ ,

$$\sup_{j \in \Theta_{l,c}} (II)_{\mathbf{t}_{l-1}, \mathbf{t}_{l-1}(j,c)} \leq (II)_{\mathbf{t}_{l-1}, \mathbf{t}_l} + c_1 n^{-\eta}, \quad (\text{A.32})$$

where we do not specify to which set of available features  $j$  belongs in the supremum for

simplicity as in Condition 5. Observe that because of the construction of the semi-sample tree growing rule, we do not require the condition of  $\mathbb{P}(\mathbf{X} \in \mathbf{t}_{l-1}) \geq n^{-\delta}$  in the statement of (A.32) as we do in (A.31).

Finally, by the same conditions as for (A.32) and the choices of  $\alpha_1$  and  $c_1$ , we have that for each  $1 \leq l \leq k$ , if  $(II)_{\mathbf{t}_{l-1}, \mathbf{t}_l} > n^{-\eta}$ , it holds that

$$\sup_{j \in \Theta_l, c} (II)_{\mathbf{t}_{l-1}, \mathbf{t}_{l-1}(j, c)} \leq \alpha_2 (II)_{\mathbf{t}_{l-1}, \mathbf{t}_l},$$

and if  $(II)_{\mathbf{t}_{l-1}, \mathbf{t}_l} \leq n^{-\eta}$ , it holds that

$$\sup_{j \in \Theta_l, c} (II)_{\mathbf{t}_{l-1}, \mathbf{t}_{l-1}(j, c)} \leq \alpha_2 n^{-\eta},$$

which concludes the proof of Theorem 4.

## A.6 Proof of Theorem 5

To outline the proof idea, let us rewrite the expectation and obtain a closed-form expression below. From (26), we can see that

$$\begin{aligned} & \mathbb{E} \left\{ \sup_T \mathbb{E} \left[ \left( m_{T^\#}^*(\Theta_1, \dots, \Theta_k, \mathbf{X}) - \widehat{m}_{T^\#}(\Theta_1, \dots, \Theta_k, \mathbf{X}, \mathcal{X}_n) \right)^2 \mid \Theta_{1:k}, \mathcal{X}_n \right] \right\} \\ &= \mathbb{E} \left[ \sup_T \sum_{(\mathbf{t}_1, \dots, \mathbf{t}_k) \in T^\#(\Theta_1, \dots, \Theta_k)} \mathbb{P}(\mathbf{X} \in \mathbf{t}_k) \left( \mathbb{E}(m(\mathbf{X}) \mid \mathbf{X} \in \mathbf{t}_k) \right. \right. \\ & \quad \left. \left. - \frac{\sum_{i \in \{i: \mathbf{x}_i \in \mathbf{t}_k\}} y_i}{\#\{i: \mathbf{x}_i \in \mathbf{t}_k\}} \right)^2 \right]. \end{aligned} \quad (\text{A.33})$$

To have a clearer picture of how to apply Hoeffding's inequality to our case, we utilize an even larger upper bound to get rid of  $\Theta_1, \dots, \Theta_k$ . Observe that the summation on the RHS of (A.33) is over the partition  $\{\mathbf{t}_k : (\mathbf{t}_1, \dots, \mathbf{t}_k) \in T^\#(\Theta_1, \dots, \Theta_k)\}$ . Thus, the RHS of (A.33) can be further bounded by considering the supremum of partitions over all  $T$  and  $\Theta_1, \dots, \Theta_k$ .

For simplicity, we use  $T_k$  to denote a level  $k$  tree with  $\{\mathbf{t}_k : (\mathbf{t}_1, \dots, \mathbf{t}_k) \in T_k^\#\}$  an instance of such partition. Then it follows that

The RHS of (A.33)

$$\leq \mathbb{E} \left[ \sup_{T_k^\#} \sum_{(\mathbf{t}_1, \dots, \mathbf{t}_k) \in T_k^\#} \mathbb{P}(\mathbf{X} \in \mathbf{t}_k) \left( \mathbb{E}(m(\mathbf{X}) \mid \mathbf{X} \in \mathbf{t}_k) - \frac{\sum_{i \in \{i: \mathbf{x}_i \in \mathbf{t}_k\}} y_i}{\#\{i: \mathbf{x}_i \in \mathbf{t}_k\}} \right)^2 \right]. \quad (\text{A.34})$$

Notice that there is no  $\Theta$  on the RHS of (A.34), and hence the outer expectation is only over the sample. In what follows, we bound the RHS of (A.34). The argument is based on the event  $\mathcal{A}_1(k, \Delta)$  introduced in Lemma 6 in Section C.1, which in turn relies on Hoeffding's inequality. On such event, for each cell  $\mathbf{t}$  on the grid constructed with less than  $k+1$  cuts and satisfying  $\mathbb{P}(\mathbf{X} \in \mathbf{t}) \geq n^{\Delta-1}$ , the deviation between its sample and population conditional

means can be controlled.

Let positive  $\Delta, \Delta'$ , and sufficiently small  $0 < s < 1/4$  be given such that  $\frac{1}{2} < \Delta' < \Delta < 1$  and

$$\eta < \min\{1 - c - \Delta - 2s, \Delta'/2\}. \quad (\text{A.35})$$

Moreover, let  $\delta$  be such that  $\delta - 2s > \Delta'/2$ . Assume that the moment condition parameter  $q$  in Condition 3 is sufficiently large with  $q > \frac{5+2\delta}{s}$  and define

$$\mathcal{E}_{n,k} := \sup_{T_k^\#} \sum_{(\mathbf{t}_1, \dots, \mathbf{t}_k) \in T_k^\#} \mathbb{P}(\mathbf{X} \in \mathbf{t}_k) \left( \mathbb{E}(m(\mathbf{X}) \mid \mathbf{X} \in \mathbf{t}_k) - \sum_{\mathbf{x}_i \in \mathbf{t}_k} \frac{y_i}{\#\{i : \mathbf{x}_i \in \mathbf{t}_k\}} \right)^2.$$

Then the RHS of (A.34) can be rewritten as

$$\mathbb{E} \left( \mathcal{E}_{n,k} \mathbf{1}_{\cup_{i=1}^n \{|\varepsilon_i| > n^s\}} \right) + \mathbb{E} \left( \mathcal{E}_{n,k} \mathbf{1}_{\cap_{i=1}^n \{|\varepsilon_i| \leq n^s\}} \right). \quad (\text{A.36})$$

Let us bound the first term in (A.36). By Condition 4, a simple upper bound for  $\mathcal{E}_{n,k}$  is given by

$$\mathcal{E}_{n,k} \leq \left( M_0 + \sum_{i=1}^n |y_i| \right)^2 \quad (\text{A.37})$$

for each  $n \geq 1$  and  $k \geq 1$ . It follows from the Cauchy–Schwarz inequality, (A.37), Minkowski's inequality, Conditions 3–4, and the definition of  $\delta$  that there exists some constant  $C > 0$  such that for each  $n \geq 1$  and  $k \geq 1$ ,

$$\begin{aligned} \mathbb{E} \left( \mathcal{E}_{n,k} \mathbf{1}_{\cup_{i=1}^n \{|\varepsilon_i| > n^s\}} \right) &\leq \sqrt{\mathbb{E}(\mathcal{E}_{n,k}^2)} \sqrt{\mathbb{P} \left( \cup_{i=1}^n \{|\varepsilon_i| > n^s\} \right)} \\ &\leq \sqrt{\mathbb{E} \left( M_0 + \sum_{i=1}^n |y_i| \right)^4} \sqrt{\sum_{i=1}^n \mathbb{P} \left( |\varepsilon_i| > n^s \right)} \\ &\leq \left( M_0 + \sum_{i=1}^n \left( \mathbb{E} |y_i|^4 \right)^{1/4} \right)^2 \sqrt{\sum_{i=1}^n \mathbb{P} \left( |\varepsilon_i| > n^s \right)} \\ &\leq \left( (n+1)M_0 + n(\mathbb{E} |\varepsilon_1|^4)^{1/4} \right)^2 \sqrt{\sum_{i=1}^n \mathbb{P} \left( |\varepsilon_i| > n^s \right)} \\ &\leq Cn^{-\delta}. \end{aligned} \quad (\text{A.38})$$

We next deal with the second term in (A.36). Let us define for each  $\mathbf{t}$ ,

$$\begin{aligned} E_{\mathbf{t},n} &:= \mathbb{E}(m(\mathbf{X}) \mid \mathbf{X} \in \mathbf{t}) - \sum_{\mathbf{x}_i \in \mathbf{t}} \frac{y_i}{\#\{i : \mathbf{x}_i \in \mathbf{t}\}}, \\ \mathcal{E}_{n,k}^\dagger &:= \sup_{T_k^\#} \sum_{\substack{(\mathbf{t}_1, \dots, \mathbf{t}_k) \in T_k^\#, \\ \mathbb{P}(\mathbf{X} \in \mathbf{t}_k) \geq n^{\Delta-1}}} \mathbb{P}(\mathbf{X} \in \mathbf{t}_k) \left( E_{\mathbf{t}_k,n} \right)^2. \end{aligned}$$

We can make three useful observations:



- 1) Under Condition 4 and on the event  $\cap_{i=1}^n \{|\varepsilon_i| \leq n^s\}$ , it holds that for each  $\mathbf{t}$ , all large  $n$ , and each  $k \geq 1$ ,

$$(E_{\mathbf{t},n})^2 \leq 2n^{2s}.$$

- 2) On the event  $\mathcal{A}_1(k, \Delta)$ , it holds that for all large  $n$  and each  $1 \leq k \leq c \log n$ ,

$$\mathcal{E}_{n,k}^\dagger \leq n^{-\frac{\Delta'}{2}}.$$

- 3) For each  $n \geq 1$  and  $k \geq 1$ ,

$$\mathcal{E}_{n,k}^\dagger \leq \sup_{\mathbf{t}} (E_{\mathbf{t},n})^2,$$

where the supremum is over all possible cells.

By property 1) above and the definition of  $\mathcal{E}_{n,k}^\dagger$ , we have that for all large  $n$  and each  $1 \leq k \leq c \log_2 n$ ,

$$\begin{aligned} & \mathbb{E} \left( \mathcal{E}_{n,k} \mathbf{1}_{\cap_{i=1}^n \{|\varepsilon_i| \leq n^s\}} \right) \\ &= \mathbb{E} \left( \sup_{T_k^\#} \left( \sum_{\substack{(\mathbf{t}_1, \dots, \mathbf{t}_k) \in T_k^\#, \\ \mathbb{P}(\mathbf{X} \in \mathbf{t}_k) < n^{\Delta-1}}} R_{\mathbf{t},k} + \sum_{\substack{(\mathbf{t}_1, \dots, \mathbf{t}_k) \in T_k^\#, \\ \mathbb{P}(\mathbf{X} \in \mathbf{t}_k) \geq n^{\Delta-1}}} R_{\mathbf{t},k} \right) \mathbf{1}_{\cap_{i=1}^n \{|\varepsilon_i| \leq n^s\}} \right) \\ &\leq 2n^{c+\Delta+2s-1} + \mathbb{E} \left( \mathcal{E}_{n,k}^\dagger \mathbf{1}_{\cap_{i=1}^n \{|\varepsilon_i| \leq n^s\}} \right), \end{aligned} \quad (\text{A.39})$$

where  $R_{\mathbf{t},k} := \mathbb{P}(\mathbf{X} \in \mathbf{t}_k) (E_{\mathbf{t}_k,n})^2$  and the first term uses the fact that the summation is over at most  $2^{c \log n}$  cells.

From the observations above and Lemma 6 (with the same parameter  $\delta$  here), we can deduce that for all large  $n$  and each  $1 \leq k \leq c \log n$ ,

$$\begin{aligned} & \mathbb{E} \left( \mathcal{E}_{n,k}^\dagger \mathbf{1}_{\cap_{i=1}^n \{|\varepsilon_i| \leq n^s\}} \right) = \mathbb{E} \left( \mathcal{E}_{n,k}^\dagger \mathbf{1}_{\cap_{i=1}^n \{|\varepsilon_i| \leq n^s\}} \mathbf{1}_{(\mathcal{A}_1(k, \Delta))^c} \right) \\ & \quad + \mathbb{E} \left( \mathcal{E}_{n,k}^\dagger \mathbf{1}_{\cap_{i=1}^n \{|\varepsilon_i| \leq n^s\}} \mathbf{1}_{\mathcal{A}_1(k, \Delta)} \right) \\ & \leq \mathbb{E} \left( \sup_{\mathbf{t}} (E_{\mathbf{t},n})^2 \mathbf{1}_{\cap_{i=1}^n \{|\varepsilon_i| \leq n^s\}} \mathbf{1}_{(\mathcal{A}_1(k, \Delta))^c} \right) + \mathbb{E} \left( \mathcal{E}_{n,k}^\dagger \mathbf{1}_{\mathcal{A}_1(k, \Delta)} \right) \\ & \leq 2n^{2s} \mathbb{P} \left( (\mathcal{A}_1(k, \Delta))^c \right) + \mathbb{E} \left( \mathcal{E}_{n,k}^\dagger \mathbf{1}_{\mathcal{A}_1(k, \Delta)} \right) \\ & \leq 2n^{-\frac{\Delta'}{2}}. \end{aligned} \quad (\text{A.40})$$

Then in light of (A.35) and (A.39)–(A.40), it holds that for all large  $n$  and each  $1 \leq k \leq c \log n$ ,

$$\mathbb{E} \left( \mathcal{E}_{n,k} \mathbf{1}_{\cap_{i=1}^n \{|\varepsilon_i| \leq n^s\}} \right) \leq \frac{n^{-\eta}}{2}. \quad (\text{A.41})$$

Therefore, combining (A.33)–(A.34), (A.36), (A.38), and (A.41) completes the proof of Theorem 5.

## A.7 Theorem 6 and its proof

We provide the precise setting for a growing  $\alpha_{1n}$  in SID below. Let us consider a sequence of  $\{m_n(\mathbf{X}_n)\}$ , where each  $m_n$  satisfies Condition 4 and each  $m_n(\mathbf{X}_n)$  satisfies Condition 1 with  $\alpha_{1n} \geq 1$ . In addition, assume that  $\mathbf{X}_n$  has a density function  $f_n$  satisfying the condition below.

**Condition 6.** *The distribution of  $\mathbf{X}$  has a density function  $f$  such that  $\inf_{x \in [0,1]^p} f(x) \geq C_1$  and  $\sup_{x \in [0,1]^p} f(x) < C_2$  for some  $0 < C_1 \leq C_2 < \infty$ .*

For each  $n$ , the sample  $\mathcal{X}_n$  satisfying Condition 3 also depends on  $m_n$ ; that is,  $\mathcal{X}_n := (y_{1,n}, \mathbf{x}_{1,n}, \dots, y_{n,n}, \mathbf{x}_{n,n})$  with

$$y_{i,n} := m_n(\mathbf{x}_{i,n}) + \varepsilon_i$$

as in model setting (1). Note that there is no need to allow the model errors to depend on  $n$ . Let  $A = \{a_1, \dots, a_B\}$  be as given in Theorem 1, and denote by  $\hat{m}_{\hat{T}_{a,a}}$  the tree model that uses sample  $\mathcal{X}_n$ .

**Theorem 6.** *Assume that all the conditions above (including Condition 6) are satisfied and let  $0 < \gamma_0 \leq 1$ ,  $\alpha_2 > 1$ ,  $0 < \eta < 1/8$ ,  $\delta$  with  $2\eta < \delta < \frac{1}{4}$ , and  $0 < c < 1/4$  be given. Then there exists some constant  $C > 0$  such that for all large  $n$  and each  $1 \leq k \leq c \log \lceil bn \rceil$ ,*

$$\begin{aligned} & \mathbb{E} \left( m_n(\mathbf{X}_n) - \frac{1}{B} \sum_{a \in A} \mathbb{E} \left( \hat{m}_{\hat{T}_{a,a}}(\boldsymbol{\Theta}_1, \dots, \boldsymbol{\Theta}_k, \mathbf{X}_n, \mathcal{X}_n) \mid \mathbf{X}_n, \mathcal{X}_n \right) \right)^2 \\ & \leq C \left( \alpha_{1n} (\lceil bn \rceil)^{-\eta} + (1 - \gamma_0 (\alpha_{1n} \alpha_2)^{-1})^k + (\lceil bn \rceil)^{-\delta+c} \right). \end{aligned}$$

*Proof.* Observe that none of the proofs in this work require a fixed regression function. In particular, Lemma 6, Lemma 7 in Section C.2, Theorem 3, and Theorem 4 hold when  $m_n(\mathbf{X}_n)$  and  $\mathcal{X}_n$  are considered. These results are fundamental to the derivations of convergence rates. Thus, the proof of Theorem 6 follows that of Theorem 1 in Section A.2 and we omit the details for simplicity.

## B Proofs of Corollary 1 and some key lemmas

### B.1 Proof of Corollary 1

The arguments for showing (19) and (20) in Corollary 1 can be found in (A.9) and (A.10) in Section A.2, respectively.

### B.2 Proof of Lemma 1

Let  $\zeta = n^{-\delta}$ , and  $\hat{T}_\zeta$  and  $\mathbf{U}_n$  be as defined in Theorem 4. See Sections 4.2 and A.5 for the definitions of  $\hat{T}_\zeta$  and event  $\mathbf{U}_n$ , respectively. The main idea of the proof is the same as that described in (22), but in the formal proof, it is  $\hat{T}_\zeta$  instead of  $\hat{T}$  that satisfies Condition 5. For details, see Theorem 4 and Remark 10. An application of the triangle inequality leads

to

$$\begin{aligned}
& \mathbb{E} \left( m(\mathbf{X}) - m_{\hat{T}}^*(\boldsymbol{\Theta}_{1:k}, \mathbf{X}) \right)^2 \\
&= \mathbb{E} \left( \left( m(\mathbf{X}) - m_{\hat{T}_\zeta}^*(\boldsymbol{\Theta}_{1:k}, \mathbf{X}) \right) - \left( m_{\hat{T}}^*(\boldsymbol{\Theta}_{1:k}, \mathbf{X}) - m_{\hat{T}_\zeta}^*(\boldsymbol{\Theta}_{1:k}, \mathbf{X}) \right) \right)^2 \\
&\leq 2 \left( \mathbb{E} \left( m(\mathbf{X}) - m_{\hat{T}_\zeta}^*(\boldsymbol{\Theta}_{1:k}, \mathbf{X}) \right)^2 + \mathbb{E} \left( m_{\hat{T}}^*(\boldsymbol{\Theta}_{1:k}, \mathbf{X}) - m_{\hat{T}_\zeta}^*(\boldsymbol{\Theta}_{1:k}, \mathbf{X}) \right)^2 \right).
\end{aligned} \tag{A.42}$$

From Theorem 4, we see that for all large  $n$ , on event  $\mathbf{U}_n$ ,  $\hat{T}_\zeta$  with  $\zeta = n^{-\delta}$  satisfies Condition 5 with  $k = \lfloor c \log n \rfloor$ ,  $\varepsilon = n^{-\eta}$ , and  $\alpha_2$ . Observe that if a tree growing rule satisfies Condition 5 with  $k$ , it satisfies Condition 5 with each positive integer no larger than  $k$ . Since  $\mathcal{X}_n$  is independent of  $\mathbf{X}$  and  $\boldsymbol{\Theta}$ , it follows from the fact that  $\mathbf{U}_n$  is  $\mathcal{X}_n$ -measurable, Condition 4, and Theorem 3 with  $\varepsilon = n^{-\eta}$  that for each  $1 \leq k \leq c \log n$ ,

$$\mathbb{E} \left[ \left( m(\mathbf{X}) - m_{\hat{T}_\zeta}^*(\boldsymbol{\Theta}_{1:k}, \mathbf{X}) \right)^2 \mid \mathcal{X}_n \right] \mathbf{1}_{\mathbf{U}_n} \leq \alpha_1 \alpha_2 n^{-\eta} + (1 - \gamma_0(\alpha_1 \alpha_2)^{-1})^k M_0^2. \tag{A.43}$$

Then by (A.43) and Condition 4, there exists some constant  $C > 0$  such that for all large  $n$  and each integer  $1 \leq k \leq c \log n$ ,

$$\begin{aligned}
\mathbb{E} \left( m(\mathbf{X}) - m_{\hat{T}_\zeta}^*(\boldsymbol{\Theta}_{1:k}, \mathbf{X}) \right)^2 &= \mathbb{E} \left[ \left( m(\mathbf{X}) - m_{\hat{T}_\zeta}^*(\boldsymbol{\Theta}_{1:k}, \mathbf{X}) \right)^2 \mathbf{1}_{\mathbf{U}_n} \right] \\
&\quad + \mathbb{E} \left[ \left( m(\mathbf{X}) - m_{\hat{T}_\zeta}^*(\boldsymbol{\Theta}_{1:k}, \mathbf{X}) \right)^2 \mathbf{1}_{\mathbf{U}_n^c} \right] \\
&\leq \alpha_1 \alpha_2 n^{-\eta} + (1 - \gamma_0(\alpha_1 \alpha_2)^{-1})^k M_0^2 + Cn^{-1}.
\end{aligned} \tag{A.44}$$

Here, to bound the second term on the RHS of the equality above, we utilize Condition 4 and standard inequalities.

On the other hand, by Condition 4 we have  $\|m_{\hat{T}}^*(\mathbf{x}) - m_{\hat{T}_\zeta}^*(\mathbf{x})\|_\infty \leq 2M_0$ . By this and the fact that there are at most  $2^k$  cells at level  $k$ , it holds for each  $\boldsymbol{\Theta}_1, \dots, \boldsymbol{\Theta}_k$  that on  $\cap_{l=1}^k \{\boldsymbol{\Theta}_l = \boldsymbol{\Theta}_l\}$ ,

$$\mathbb{E} \left[ \left( m_{\hat{T}}^*(\boldsymbol{\Theta}_1, \dots, \boldsymbol{\Theta}_k, \mathbf{X}) - m_{\hat{T}_\zeta}^*(\boldsymbol{\Theta}_1, \dots, \boldsymbol{\Theta}_k, \mathbf{X}) \right)^2 \mid \boldsymbol{\Theta}_1, \dots, \boldsymbol{\Theta}_k, \mathcal{X}_n \right] \leq \zeta 2^{k+2} M_0^2. \tag{A.45}$$

Hence, we can conclude that for each  $1 \leq k \leq c \log n$ ,

$$\mathbb{E} \left( m_{\hat{T}}^*(\boldsymbol{\Theta}_{1:k}, \mathbf{X}) - m_{\hat{T}_\zeta}^*(\boldsymbol{\Theta}_{1:k}, \mathbf{X}) \right)^2 \leq \zeta 2^{k+2} M_0^2. \tag{A.46}$$

Therefore, in view of (A.42), (A.44), and (A.46), there exists some constant  $C > 0$  such that for all large  $n$  and each integer  $1 \leq k \leq c \log n$ ,

$$\begin{aligned}
& \mathbb{E} \left( m(\mathbf{X}) - m_{\hat{T}}^*(\boldsymbol{\Theta}_{1:k}, \mathbf{X}) \right)^2 \\
&\leq 2 \left( 4M_0^2 n^{-\delta} 2^k + \alpha_1 \alpha_2 n^{-\eta} + M_0^2 (1 - \gamma_0(\alpha_1 \alpha_2)^{-1})^k \right) + Cn^{-1},
\end{aligned} \tag{A.47}$$

which concludes the proof of Lemma 1.

### B.3 Proof of Lemma 2

The main idea of the proof for this lemma is based on the grid and has been discussed in Section 5. Let the grid be defined with positive parameters  $\rho_1$  and  $\rho_2$ . With the grid and by some simple calculations, we can write

$$\begin{aligned}
& \mathbb{E} \left( m_{\hat{T}}^*(\Theta_{1:k}, \mathbf{X}) - \hat{m}_{\hat{T}}(\Theta_{1:k}, \mathbf{X}, \mathcal{X}_n) \right)^2 \\
&= \mathbb{E} \left( m_{\hat{T}}^*(\Theta_{1:k}, \mathbf{X}) - m_{\hat{T}^\#}^*(\Theta_{1:k}, \mathbf{X}) + m_{\hat{T}^\#}^*(\Theta_{1:k}, \mathbf{X}) - \hat{m}_{\hat{T}^\#}(\Theta_{1:k}, \mathbf{X}, \mathcal{X}_n) \right. \\
&\quad \left. + \hat{m}_{\hat{T}^\#}(\Theta_{1:k}, \mathbf{X}, \mathcal{X}_n) - \hat{m}_{\hat{T}}(\Theta_{1:k}, \mathbf{X}, \mathcal{X}_n) \right)^2 \\
&\leq 3 \left( \mathbb{E} \left( m_{\hat{T}}^*(\Theta_{1:k}, \mathbf{X}) - m_{\hat{T}^\#}^*(\Theta_{1:k}, \mathbf{X}) \right)^2 \right. \\
&\quad + \mathbb{E} \left( m_{\hat{T}^\#}^*(\Theta_{1:k}, \mathbf{X}) - \hat{m}_{\hat{T}^\#}(\Theta_{1:k}, \mathbf{X}, \mathcal{X}_n) \right)^2 \\
&\quad \left. + \mathbb{E} \left( \hat{m}_{\hat{T}^\#}(\Theta_{1:k}, \mathbf{X}, \mathcal{X}_n) - \hat{m}_{\hat{T}}(\Theta_{1:k}, \mathbf{X}, \mathcal{X}_n) \right)^2 \right). \tag{A.48}
\end{aligned}$$

Let us choose  $\min\{1, \nu + 1/2\} > \Delta > 1/2$ . Then it follows from Lemma 3 that there exists some constant  $C > 0$  such that

$$\begin{aligned}
& \mathbb{E} \left( m_{\hat{T}}^*(\Theta_{1:k}, \mathbf{X}) - m_{\hat{T}^\#}^*(\Theta_{1:k}, \mathbf{X}) \right)^2 + \mathbb{E} \left( m_{\hat{T}^\#}^*(\Theta_{1:k}, \mathbf{X}) - \hat{m}_{\hat{T}^\#}(\Theta_{1:k}, \mathbf{X}, \mathcal{X}_n) \right)^2 \\
&\leq C 2^k n^{-\frac{1}{2} + \nu}. \tag{A.49}
\end{aligned}$$

Recall that conditional on  $\mathcal{X}_n$ ,  $\hat{T}$  is essentially associated with a deterministic splitting criterion. By this fact and Theorem 5, we can deduce that

$$\begin{aligned}
& \mathbb{E} \left( m_{\hat{T}^\#}^*(\Theta_{1:k}, \mathbf{X}) - \hat{m}_{\hat{T}^\#}(\Theta_{1:k}, \mathbf{X}, \mathcal{X}_n) \right)^2 \\
&= \mathbb{E} \left[ \mathbb{E} \left( \left( m_{\hat{T}^\#}^*(\Theta_{1:k}, \mathbf{X}) - \hat{m}_{\hat{T}^\#}(\Theta_{1:k}, \mathbf{X}, \mathcal{X}_n) \right)^2 \mid \Theta_{1:k}, \mathcal{X}_n \right) \right] \\
&\leq \mathbb{E} \left\{ \sup_T \mathbb{E} \left[ \left( m_{T^\#}^*(\Theta_{1:k}, \mathbf{X}) - \hat{m}_{T^\#}(\Theta_{1:k}, \mathbf{X}, \mathcal{X}_n) \right)^2 \mid \Theta_{1:k}, \mathcal{X}_n \right] \right\} \\
&\leq n^{-\eta}, \tag{A.50}
\end{aligned}$$

where the supremum is over all possible tree growing rules. Therefore, combining (A.48)–(A.50) completes the proof of Lemma 2.

### B.4 Proof of Lemma 3

Essentially Lemma 3 shows that the population means conditional on an arbitrary cell  $\mathbf{t}$  is very close to those conditional on cell  $\mathbf{t}^\#$  in terms of the  $\mathbb{L}^2$  distance. In addition to the population means, Lemma 3 also considers the deviations of the sample means. To control those deviations, we exploit the results in (A.2)–(A.6), the moment bounds of the model errors, and Condition 4. In what follows, we first establish the bound in (27). By

Condition 4, we have that for each  $n \geq 1$  and  $k \geq 1$ ,

$$\begin{aligned}
& \mathbb{E} \left( m_{\hat{T}^\#}^*(\Theta_{1:k}, \mathbf{X}) - m_{\hat{T}}^*(\Theta_{1:k}, \mathbf{X}) \right)^2 \\
&= \mathbb{E} \left[ \mathbb{E} \left( \sum_{(\mathbf{t}_1, \dots, \mathbf{t}_k) \in \hat{T}(\Theta_{1:k})} \left( m_{\hat{T}^\#}^*(\Theta_{1:k}, \mathbf{X}) - m_{\hat{T}}^*(\Theta_{1:k}, \mathbf{X}) \right)^2 \mathbf{1}_{\mathbf{X} \in \mathbf{t}_k} \middle| \Theta_{1:k}, \mathcal{X}_n \right) \right] \\
&\leq \mathbb{E} \left[ \mathbb{E} \left( \sum_{\substack{(\mathbf{t}_1, \dots, \mathbf{t}_k) \in \hat{T}(\Theta_{1:k}) \\ \mathbb{P}(\mathbf{X} \in \mathbf{t}_k) \geq n^{\Delta-1}}} \left( m_{\hat{T}^\#}^*(\Theta_{1:k}, \mathbf{X}) - m_{\hat{T}}^*(\Theta_{1:k}, \mathbf{X}) \right)^2 \mathbf{1}_{\mathbf{X} \in \mathbf{t}_k} \middle| \Theta_{1:k}, \mathcal{X}_n \right) \right. \\
&\quad \left. + 2^k (n^{\Delta-1}) (2M_0)^2 \right]. \tag{A.51}
\end{aligned}$$

It follows from Condition 4 and the definitions of the sharp notation and the population tree model that for each  $n \geq 1$  and  $k \geq 1$ ,

$$\begin{aligned}
& \text{RHS of (A.51)} \\
&\leq \mathbb{E} \left[ \mathbb{E} \left( \sum_{\substack{(\mathbf{t}_1, \dots, \mathbf{t}_k) \in \hat{T}(\Theta_{1:k}) \\ \mathbb{P}(\mathbf{X} \in \mathbf{t}_k) \geq n^{\Delta-1}}} \left( \mathbb{E}(m(\mathbf{X}) \mid \mathbf{X} \in \mathbf{t}_k) - \mathbb{E}(m(\mathbf{X}) \mid \mathbf{X} \in \mathbf{t}_k^\#) \right)^2 \mathbf{1}_{\mathbf{X} \in \mathbf{t}_k \cap \mathbf{t}_k^\#} \right. \right. \\
&\quad \left. \left. + (2M_0)^2 \mathbf{1}_{\mathbf{X} \in \mathbf{t}_k \Delta \mathbf{t}_k^\#} \middle| \Theta_{1:k}, \mathcal{X}_n \right) \right] + 2^k (n^{\Delta-1}) (2M_0)^2 \\
&\leq \mathbb{E} \left[ \mathbb{E} \left( \sum_{\substack{(\mathbf{t}_1, \dots, \mathbf{t}_k) \in \hat{T}(\Theta_{1:k}) \\ \mathbb{P}(\mathbf{X} \in \mathbf{t}_k) \geq n^{\Delta-1}}} \left( \mathbb{E}(m(\mathbf{X}) \mid \mathbf{X} \in \mathbf{t}_k) - \mathbb{E}(m(\mathbf{X}) \mid \mathbf{X} \in \mathbf{t}_k^\#) \right)^2 \mathbf{1}_{\mathbf{X} \in \mathbf{t}_k} \right. \right. \\
&\quad \left. \left. + (2M_0)^2 \mathbf{1}_{\mathbf{X} \in \mathbf{t}_k \Delta \mathbf{t}_k^\#} \middle| \Theta_{1:k}, \mathcal{X}_n \right) \right] + 2^k (n^{\Delta-1}) (2M_0)^2. \tag{A.52}
\end{aligned}$$

To deal with the RHS of (A.52), we need to establish an upper bound for  $\mathbb{E}(m(\mathbf{X}) \mid \mathbf{X} \in \mathbf{t}_k) - \mathbb{E}(m(\mathbf{X}) \mid \mathbf{X} \in \mathbf{t}_k^\#)$ . In light of Condition 2, (A.2), and Condition 4, it holds that for  $\mathbf{t}_k$  in (A.52) with  $\mathbb{P}(\mathbf{X} \in \mathbf{t}_k) \geq n^{\Delta-1}$  and  $1 \leq k \leq c \log n$ ,

$$\begin{aligned}
& \left| \mathbb{E}(m(\mathbf{X}) \mid \mathbf{X} \in \mathbf{t}_k) - \mathbb{E}(m(\mathbf{X}) \mid \mathbf{X} \in \mathbf{t}_k^\#) \right| \\
&= \left| \frac{\mathbb{E}(m(\mathbf{X}) \mathbf{1}_{\mathbf{X} \in \mathbf{t}_k})}{\mathbb{P}(\mathbf{X} \in \mathbf{t}_k)} - \frac{\mathbb{E}(m(\mathbf{X}) \mathbf{1}_{\mathbf{X} \in \mathbf{t}_k^\#})}{\mathbb{P}(\mathbf{X} \in \mathbf{t}_k)} + \frac{\mathbb{E}(m(\mathbf{X}) \mathbf{1}_{\mathbf{X} \in \mathbf{t}_k^\#})}{\mathbb{P}(\mathbf{X} \in \mathbf{t}_k)} - \frac{\mathbb{E}(m(\mathbf{X}) \mathbf{1}_{\mathbf{X} \in \mathbf{t}_k^\#})}{\mathbb{P}(\mathbf{X} \in \mathbf{t}_k^\#)} \right| \\
&\leq \frac{\mathbb{E}(|m(\mathbf{X})| \mathbf{1}_{\mathbf{X} \in \mathbf{t}_k \Delta \mathbf{t}_k^\#})}{\mathbb{P}(\mathbf{X} \in \mathbf{t}_k)} + \frac{\mathbb{E}(|m(\mathbf{X})| \mathbf{1}_{\mathbf{X} \in \mathbf{t}_k^\#})}{\mathbb{P}(\mathbf{X} \in \mathbf{t}_k^\#)} \left| 1 - \frac{\mathbb{P}(\mathbf{X} \in \mathbf{t}_k^\#)}{\mathbb{P}(\mathbf{X} \in \mathbf{t}_k)} \right| \\
&\leq 2 \frac{M_0 \mathbb{P}(\mathbf{X} \in \mathbf{t}_k \Delta \mathbf{t}_k^\#)}{\mathbb{P}(\mathbf{X} \in \mathbf{t}_k)} \leq 2M_0 (\sup f) (c \log n) \frac{n^{1-\Delta}}{n^{1+\rho_1}}. \tag{A.53}
\end{aligned}$$

Then by (A.52) and (A.53), we have that for all large  $n$  and each  $1 \leq k \leq c \log n$ ,

$$\begin{aligned}
\text{RHS of (A.52)} &\leq \mathbb{E} \left[ \mathbb{E} \left( \sum_{(\mathbf{t}_1, \dots, \mathbf{t}_k) \in \widehat{T}(\Theta_{1:k})} \left( 2M_0(\sup f)(c \log n) \frac{n^{1-\Delta}}{n^{1+\rho_1}} \right)^2 \mathbf{1}_{\mathbf{X} \in \mathbf{t}_k} \right. \right. \\
&\quad \left. \left. + (2M_0)^2 \mathbf{1}_{\mathbf{X} \in \mathbf{t}_k \Delta \mathbf{t}_k^\#} \mid \Theta_{1:k}, \mathcal{X}_n \right) \right] + 2^k (n^{\Delta-1}) (2M_0)^2 \\
&\leq 2^k \left( \left( 2M_0(\sup f)(c \log n) \frac{n^{1-\Delta}}{n^{1+\rho_1}} \right)^2 + \left( (2M_0)^2 (\sup f)(c \log n) \frac{1}{n^{1+\rho_1}} \right) \right) \\
&\quad + 2^k (n^{\Delta-1}) (2M_0)^2,
\end{aligned} \tag{A.54}$$

which leads to (27) since  $\Delta > 1/2$ .

We next proceed to show the bound in (28). Let  $\bar{\Delta}$  with  $1/2 < \bar{\Delta} < \Delta$  and sufficiently small  $s > 0$  be given such that  $\bar{\Delta} = \Delta - 2s$ . Let us define  $\mathbf{C}_n := \cap_{i=1}^n \{|\varepsilon_i| \leq n^s\}$ . Observe that for each  $n \geq 1$ , conditional on  $\mathcal{X}_n$  we have

- 1) For each  $\Theta_1, \dots, \Theta_k$  and tree growing rule,  $\sup_{\mathbf{c} \in [0,1]^p} |\widehat{m}_{T^\#}(\Theta_{1:k}, \mathbf{c}, \mathcal{X}_n)| \leq \sum_{i=1}^n |y_i|$ ;
- 2) For each  $\Theta_1, \dots, \Theta_k$  and tree growing rule,  $\sup_{\mathbf{c} \in [0,1]^p} |\widehat{m}_{T^\#}(\Theta_{1:k}, \mathbf{c}, \mathcal{X}_n)| \mathbf{1}_{\mathbf{C}_n} \leq M_0 + n^s$ .

We further define an  $\mathcal{X}_n$ -measurable event

$$\mathbf{E}_n := \mathbf{C}_n \cap \mathcal{A}_3(\lfloor c \log n \rfloor, \bar{\Delta}) \cap \mathcal{A},$$

where the event  $\mathcal{A}_3(\lfloor c \log n \rfloor, \bar{\Delta})$  is given in Lemma 6 in Section C.1 and  $\mathcal{A}$  is defined in (A.3). In particular, event  $\mathcal{A}_3(\lfloor c \log n \rfloor, \bar{\Delta})$  says that the number of observations on each cell  $\mathbf{t}$  on the grid constructed by less than  $\lfloor c \log n \rfloor + 1$  cuts and with  $\mathbb{P}(\mathbf{X} \in \mathbf{t}) > n^{\bar{\Delta}-1}$  is no less than  $n^{1/2}$ .

Then by property 1) above, the Cauchy–Schwarz inequality, and Minkowski’s inequality, it holds that for each  $n \geq 1$  and  $k \geq 1$ ,

$$\begin{aligned}
&\mathbb{E} \left( \widehat{m}_{\widehat{T}^\#}(\Theta_{1:k}, \mathbf{X}, \mathcal{X}_n) - \widehat{m}_{\widehat{T}}(\Theta_{1:k}, \mathbf{X}, \mathcal{X}_n) \right)^2 \\
&\leq \mathbb{E} \left( \left( 2 \sum_{i=1}^n |y_i| \right)^2 \mathbf{1}_{\mathbf{E}_n^c} + \left( \widehat{m}_{\widehat{T}^\#}(\Theta_{1:k}, \mathbf{X}, \mathcal{X}_n) - \widehat{m}_{\widehat{T}}(\Theta_{1:k}, \mathbf{X}, \mathcal{X}_n) \right)^2 \mathbf{1}_{\mathbf{E}_n} \right) \\
&\leq 4 \left( \sum_{i=1}^n \left( \mathbb{E} |y_i|^4 \right)^{1/4} \right)^2 \left( \mathbb{P}(\mathbf{E}_n^c) \right)^{\frac{1}{2}} \\
&\quad + \mathbb{E} \left( \left( \widehat{m}_{\widehat{T}^\#}(\Theta_{1:k}, \mathbf{X}, \mathcal{X}_n) - \widehat{m}_{\widehat{T}}(\Theta_{1:k}, \mathbf{X}, \mathcal{X}_n) \right)^2 \mathbf{1}_{\mathbf{E}_n} \right).
\end{aligned} \tag{A.55}$$

To bound the second term above, from the aforementioned property 2) and some basic calculations, we can obtain that for each  $n$  and  $1 \leq k \leq c \log n$ ,

$$\begin{aligned}
&\mathbb{E} \left( \left( \widehat{m}_{\widehat{T}^\#}(\Theta_{1:k}, \mathbf{X}, \mathcal{X}_n) - \widehat{m}_{\widehat{T}}(\Theta_{1:k}, \mathbf{X}, \mathcal{X}_n) \right)^2 \mathbf{1}_{\mathbf{E}_n} \right) \\
&\leq Q_1 + 2^k (2n^{\bar{\Delta}-1}) (2(M_0 + n^s))^2,
\end{aligned} \tag{A.56}$$

where

$$Q_1 := \mathbb{E} \left[ \mathbb{E} \left( \sum_{\substack{(\mathbf{t}_{1:k}) \in \hat{T}(\boldsymbol{\Theta}_{1:k}) \\ \mathbb{P}(\mathbf{X} \in \mathbf{t}_k) \geq 2n^{\bar{\Delta}-1}}} (\hat{m}_{\hat{T}^\#}(\boldsymbol{\Theta}_{1:k}, \mathbf{X}, \mathcal{X}_n) - \hat{m}_{\hat{T}}(\boldsymbol{\Theta}_{1:k}, \mathbf{X}, \mathcal{X}_n))^2 \mathbf{1}_{\mathbf{X} \in \mathbf{t}_k} \mathbf{1}_{\mathbf{E}_n} \mid \mathcal{X}_n, \boldsymbol{\Theta}_{1:k} \right) \right]$$

and the second term on the right-hand side of (A.56) is the upper bound for a term similar to  $Q_1$  but summing over  $\{\mathbf{t}_k : \mathbf{t}_{1:k} \in \hat{T}(\boldsymbol{\Theta}_{1:k})\}$  with  $\mathbb{P}(\mathbf{X} \in \mathbf{t}_k) < 2n^{\bar{\Delta}-1}$ .

Note that  $\mathbb{P}(\mathbf{X} \in \mathbf{t}_k^\#) \geq n^{\bar{\Delta}-1}$  when  $\mathbb{P}(\mathbf{X} \in \mathbf{t}_k) \geq 2n^{\bar{\Delta}-1}$  for all large  $n$  (using similar arguments as for (A.53)). It follows from the definition of sharp notation and property 2) above that for all large  $n$  and  $1 \leq k \leq c \log n$ ,

$$\text{RHS of (A.56)} \leq Q_2 + 2^k (2n^{\bar{\Delta}-1}) (2(M_0 + n^s))^2 \quad (\text{A.57})$$

with

$$Q_2 := \mathbb{E} \left[ \mathbb{E} \left( \sum_{\substack{(\mathbf{t}_{1:k}) \in \hat{T}(\boldsymbol{\Theta}_{1:k}) \\ \mathbb{P}(\mathbf{X} \in \mathbf{t}_k) \geq 2n^{\bar{\Delta}-1} \\ \mathbb{P}(\mathbf{X} \in \mathbf{t}_k^\#) \geq n^{\bar{\Delta}-1}}} \left( (\bar{y}(\mathbf{t}_k) - \bar{y}(\mathbf{t}_k^\#))^2 \mathbf{1}_{\mathbf{X} \in \mathbf{t}_k} + (2(M_0 + n^s))^2 \mathbf{1}_{\mathbf{X} \in \mathbf{t}_k \Delta \mathbf{t}_k^\#} \right) \mathbf{1}_{\mathbf{E}_n} \mid \mathcal{X}_n, \boldsymbol{\Theta}_{1:k} \right) \right],$$

and for cell  $\mathbf{t}$ ,

$$\bar{y}(\mathbf{t}) := \frac{\sum_{\mathbf{x}_i \in \mathbf{t}} y_i}{\#\{i : \mathbf{x}_i \in \mathbf{t}\}},$$

where as defined for the random forests estimate,  $\bar{y}(\mathbf{t})$  is defined as zero if the denominator is zero.

Then by the definitions of  $\mathbf{E}_n$  and  $\bar{\Delta}$ , there exists some constant  $C > 0$  such that for all large  $n$  and  $1 \leq k \leq c \log n$ ,

$$\begin{aligned} & \text{RHS of (A.57)} \\ & \leq 2^k \left( \left( \frac{2(M_0 + n^s) c \lceil \log n \rceil^{2+\rho_2}}{n^{\frac{1}{2}}} \right)^2 + \frac{(2(M_0 + n^s))^2}{n} \right) + 2^k (2n^{\bar{\Delta}-1}) (2(M_0 + n^s))^2 \\ & \leq 2^k \times (2(M_0 + n^s))^2 \times \left( \frac{2c^2 \lceil \log n \rceil^{4+2\rho_2}}{n} + 2n^{\bar{\Delta}-1} \right) \\ & \leq C 2^k n^{\bar{\Delta}-1}, \end{aligned} \quad (\text{A.58})$$

which gives the bound for the second term in (A.55). For the first term, in view of Conditions 3–4, we have

$$\frac{(\sum_{i=1}^n (\mathbb{E}|y_i|^4)^{1/4})^2}{n^2} = O(1),$$

and by Lemma 6, it holds that

$$\mathbb{P}(\mathbf{E}_n^c) = o(n^{-6}).$$

Therefore, combining these results, (A.55), and (A.58) yields (28), which concludes the proof of Lemma 3.

### B.5 Lemma 4 and its proof

All the assumptions and notation in Lemma 4 below follow those in Theorem 4. In particular, we set  $k = \lfloor c \log(n) \rfloor$ .

**Lemma 4.** *There exists some constant  $C > 0$  such that on event  $\mathcal{A}_3(k+1, \Delta) \cap \mathcal{A}$ , it holds that for all large  $n$  and each set of available features, each  $\mathbf{t}$  constructed by less than  $k$  cuts with  $\mathbb{P}(\mathbf{X} \in \mathbf{t}) \geq n^{-\delta}$  and its daughter cells  $\hat{\mathbf{t}}$ ,  $\mathbf{t}^\dagger$ , and  $\mathbf{t}^*$  satisfy the following properties:*

- 1)  $c^\dagger(\mathbf{t})$  is not random.
- 2)  $|(II)_{\mathbf{t}, \mathbf{t}^\dagger} - (II)_{\mathbf{t}, \mathbf{t}^*}| \leq Cn^{-\frac{\delta}{2}}$ .
- 3)  $(\widehat{II})_{\mathbf{t}, \hat{\mathbf{t}}} \geq (\widehat{II})_{\mathbf{t}, \mathbf{t}^\dagger}$ .

*Proof.* Let us assume that property 1) holds for the moment. Then by the definition of  $(\widehat{II})$  and the definitions of  $\hat{\mathbf{t}}$  and  $\mathbf{t}^\dagger$  (they are both daughter cells of  $\mathbf{t}$  and the corresponding cuts are along directions subject to the same set of available features), we have that if  $c^\dagger(\mathbf{t})$  is not random, then it holds that  $(\widehat{II})_{\mathbf{t}, \hat{\mathbf{t}}} \geq (\widehat{II})_{\mathbf{t}, \mathbf{t}^\dagger}$ , which establishes property 3). From (A.29), the assumptions of Theorem 4, and some simple calculations, we can see that there exists some constant  $C > 0$  such that for all large  $n$  and each  $\Theta$ ,

$$|(II)_{\mathbf{t}, \mathbf{t}^\dagger} - (II)_{\mathbf{t}, \mathbf{t}^*}| \leq Cn^{-\frac{\delta}{2}},$$

which proves property 2). Note that (A.29) holds for each  $\Theta$ .

Now it remains to establish property 1). Let the grid be defined as in the proof of Theorem 4 in Section A.5. For each cell  $\mathbf{t} = \times_{j=1}^p t_j$ , define a cell

$$\mathbf{I}(\mathbf{t}, h, I) := t_1 \times \cdots \times t_{h-1} \times I \times t_{h+1} \times \cdots \times t_p$$

for  $h \in \{1, \dots, p\}$  and an interval  $I \subset [0, 1]$ . Denote by  $R(\mathbf{t}, h, \delta)$  a set containing all the intervals  $J$  such that  $J \subset t_h$  and  $\mathbb{P}(X_h \in J | \mathbf{X} \in \mathbf{t}) = n^{-\delta}$ . Observe that if cell  $\mathbf{t}$  is constructed by less than  $k$  cuts, then  $\mathbf{I}(\mathbf{t}, h, I)$  with  $I \in R(\mathbf{t}, h, \delta)$  is constructed by less than  $k+2$  cuts. For each integer  $k$ , define  $G_k$  as the set containing all cells constructed by less than  $k+1$  cuts. We note that the definition of  $G_k$  is different from that of  $G_{n,k}$  in Lemma 6 in Section C.1. Let us define an event

$$\mathbf{B}(k) := \left\{ \inf_{\substack{\mathbb{P}(\mathbf{X} \in \mathbf{t}) \geq n^{-\delta}, \\ h \in \{1, \dots, p\}, I \in R}} \sum_{i=1}^n \mathbf{1}_{\mathbf{x}_i \in \mathbf{I}(\mathbf{t}, h, I)} < 1 \right\},$$

where the infimum is over all  $\mathbf{t}$ ,  $h$ , and  $I$  such that the conditions hold and we suppress the parameters  $\mathbf{t}$ ,  $h$ , and  $\delta$  in  $R$  for simplicity. Then we can see that on event  $(\mathbf{B}(k))^c$ , property 1) holds, where the superscript  $c$  denotes the set complement.



By  $\Delta < 1 - 2\delta$ , for all large  $n$  we have

$$\mathcal{B}(k) \subset \left\{ \inf_{\substack{\mathbb{P}(\mathbf{X} \in \mathbf{t}) \geq [n^{\Delta-1} + (k+2) \frac{\sup f}{[n^{1+\rho_1}]}] n^\delta, \\ \mathbf{t} \in G_{k-1}, h \in \{1, \dots, p\}, I \in R}} \sum_{i=1}^n \mathbf{1}_{\mathbf{x}_i \in I(\mathbf{t}, h, I)} < 1 \right\}. \quad (\text{A.59})$$

It follows from the definition of  $R(\mathbf{t}, h, \delta)$  that for each  $n \geq 1$ ,

$$\text{RHS of (A.59)} \subset \left\{ \inf_{\substack{\mathbb{P}(\mathbf{X} \in \mathbf{t}) \geq n^{\Delta-1} + (k+2) \frac{\sup f}{[n^{1+\rho_1}]} \\ \mathbf{t} \in G_{k+1}}} \sum_{i=1}^n \mathbf{1}_{\mathbf{x}_i \in \mathbf{t}} < 1 \right\}. \quad (\text{A.60})$$

Moreover, from (A.2) we can obtain that for each  $n \geq 1$ ,

$$\text{RHS of (A.60)} \subset \left\{ \inf_{\substack{\mathbb{P}(\mathbf{X} \in \mathbf{t}^\#) \geq n^{\Delta-1} \\ \mathbf{t} \in G_{k+1}}} \sum_{i=1}^n \mathbf{1}_{\mathbf{x}_i \in \mathbf{t}} < 1 \right\}. \quad (\text{A.61})$$

Then by the definitions of  $\mathcal{A}$  and  $G_{k+1}$ , it holds that for each  $n \geq 1$ ,

$$\begin{aligned} & \text{RHS of (A.61)} \\ & \subset \left( \left\{ \inf_{\substack{\mathbb{P}(\mathbf{X} \in \mathbf{t}^\#) \geq n^{\Delta-1} \\ \mathbf{t} \in G_{k+1}}} \sum_{i=1}^n \mathbf{1}_{\mathbf{x}_i \in \mathbf{t}^\#} < 1 + (k+1)(\log n)^{1+\rho_2} \right\} \cap \mathcal{A} \right) \cup \mathcal{A}^c. \end{aligned} \quad (\text{A.62})$$

For all large  $n$ , we can further deduce that

$$\begin{aligned} \text{RHS of (A.62)} & \subset \left\{ \inf_{\substack{\mathbb{P}(\mathbf{X} \in \mathbf{t}^\#) \geq n^{\Delta-1} \\ \mathbf{t} \in G_{k+1}}} \sum_{i=1}^n \mathbf{1}_{\mathbf{x}_i \in \mathbf{t}^\#} < n^{\frac{1}{2}} \right\} \cup \mathcal{A}^c \\ & \subset (\mathcal{A}_3(k+1, \Delta))^c \cup \mathcal{A}^c. \end{aligned} \quad (\text{A.63})$$

Therefore, in view of (A.59)–(A.63), we can conclude that  $\mathcal{A}_3(k+1, \Delta) \cap \mathcal{A} \subset (\mathcal{B}(k))^c$ , which leads to property 1). This completes the proof of Lemma 4.

## B.6 Lemma 5 and its proof

All the assumptions and notation in Lemma 5 below follow those in Theorem 4. In particular, we set  $k = \lfloor c \log(n) \rfloor$ .

**Lemma 5.** *There exists some constant  $C > 0$  such that on event  $\mathcal{U}_n$ , it holds that for all large  $n$ , each cell  $\mathbf{t}$  constructed by less than  $k$  cuts with  $\mathbb{P}(\mathbf{X} \in \mathbf{t}) \geq n^{-\delta}$  and each daughter cell  $\mathbf{t}'$  of  $\mathbf{t}$  satisfy the following properties:*

$$1) \quad |(II)_{\mathbf{t}, \mathbf{t}'} - (II)_{\mathbf{t}^\#, (\mathbf{t}')^\#}| \leq Cn^{-\delta}.$$

$$2) |(II)_{\mathbf{t}^\#, (\mathbf{t}')^\#} - (\widehat{II})_{\mathbf{t}^\#, (\mathbf{t}')^\#}| \leq C(n^{-\delta+2s} + n^{-\frac{\Delta'}{4}+2s}).$$

$$3) |(\widehat{II})_{\mathbf{t}^\#, (\mathbf{t}')^\#} - (\widehat{II})_{\mathbf{t}, \mathbf{t}'}| \leq C(n^{-\delta+2s} + n^{-\frac{\Delta'}{4}+2s}).$$

*Proof.* We prove property 2) and the other two properties can be shown using similar arguments. Let  $\mathbf{t}''$  be the other daughter cell of  $\mathbf{t}$ . From the definition, we can deduce that

$$\begin{aligned} & |(II)_{\mathbf{t}^\#, (\mathbf{t}')^\#} - (\widehat{II})_{\mathbf{t}^\#, (\mathbf{t}')^\#}| \\ & \leq \left| \frac{\#\{i : \mathbf{x}_i \in (\mathbf{t}')^\#\}}{\#\{i : \mathbf{x}_i \in \mathbf{t}^\#\}} \left( \sum_{\mathbf{x}_i \in (\mathbf{t}')^\#} \frac{y_i}{\#\{i : \mathbf{x}_i \in (\mathbf{t}')^\#\}} - \sum_{\mathbf{x}_i \in \mathbf{t}^\#} \frac{y_i}{\#\{i : \mathbf{x}_i \in \mathbf{t}^\#\}} \right)^2 \right. \\ & \quad \left. - \mathbb{P}(\mathbf{X} \in (\mathbf{t}')^\# \mid \mathbf{X} \in \mathbf{t}^\#) \left( \mathbb{E}(m(\mathbf{X}) \mid \mathbf{X} \in (\mathbf{t}')^\#) - \mathbb{E}(m(\mathbf{X}) \mid \mathbf{X} \in \mathbf{t}^\#) \right)^2 \right| \quad (\text{A.64}) \\ & + \left| \frac{\#\{i : \mathbf{x}_i \in (\mathbf{t}'')^\#\}}{\#\{i : \mathbf{x}_i \in \mathbf{t}^\#\}} \left( \sum_{\mathbf{x}_i \in (\mathbf{t}'')^\#} \frac{y_i}{\#\{i : \mathbf{x}_i \in (\mathbf{t}'')^\#\}} - \sum_{\mathbf{x}_i \in \mathbf{t}^\#} \frac{y_i}{\#\{i : \mathbf{x}_i \in \mathbf{t}^\#\}} \right)^2 \right. \\ & \quad \left. - \mathbb{P}(\mathbf{X} \in (\mathbf{t}'')^\# \mid \mathbf{X} \in \mathbf{t}^\#) \left( \mathbb{E}(m(\mathbf{X}) \mid \mathbf{X} \in (\mathbf{t}'')^\#) - \mathbb{E}(m(\mathbf{X}) \mid \mathbf{X} \in \mathbf{t}^\#) \right)^2 \right|. \end{aligned}$$

Without loss of generality, we need only to deal with the first term on the RHS of (A.64).

By Condition 4, we have that for each  $n \geq 1$ ,

$$\left| \frac{\sum_{\mathbf{x}_i \in \mathbf{t}} y_i}{\#\{i : \mathbf{x}_i \in \mathbf{t}\}} \right| \mathbf{1}_{U_n} \leq M_0 + n^s. \quad (\text{A.65})$$

Let us make use of three useful claims below. By (A.2) and the choices of  $\Delta$  and  $\delta$ , it holds that

a) For all large  $n$  and each  $\mathbf{t}$  with  $\mathbb{P}(\mathbf{X} \in \mathbf{t}) \geq n^{-\delta}$ ,

$$\mathbb{P}(\mathbf{X} \in \mathbf{t}^\#) \geq n^{\Delta-1};$$

b) For all large  $n$  and each  $\mathbf{t}'$  and  $\mathbf{t}$  with  $\mathbb{P}(\mathbf{X} \in \mathbf{t}' \mid \mathbf{X} \in \mathbf{t}) \geq n^{-\delta}$  and  $\mathbb{P}(\mathbf{X} \in \mathbf{t}) \geq n^{-\delta}$ ,

$$\mathbb{P}(\mathbf{X} \in (\mathbf{t}')^\#) \geq n^{\Delta-1};$$

c) For all large  $n$  and each  $\mathbf{t}'$  and  $\mathbf{t}$  with  $\mathbb{P}(\mathbf{X} \in \mathbf{t}' \mid \mathbf{X} \in \mathbf{t}) < n^{-\delta}$  and  $\mathbb{P}(\mathbf{X} \in \mathbf{t}) \geq n^{-\delta}$ ,

$$\mathbb{P}(\mathbf{X} \in (\mathbf{t}')^\# \mid \mathbf{X} \in \mathbf{t}^\#) < 2n^{-\delta}.$$

We first consider the case of  $\mathbf{t}$  and  $\mathbf{t}'$  with  $\mathbb{P}(\mathbf{X} \in \mathbf{t}' \mid \mathbf{X} \in \mathbf{t}) \geq n^{-\delta}$ . In light of (A.65) and the above claims a) and b), there exists some constant  $C > 0$  such that on event  $U_n$ ,

for all large  $n$  and each such  $\mathbf{t}$  and  $\mathbf{t}'$  we have

$$\begin{aligned} & \left| \frac{\#\{i : \mathbf{x}_i \in (\mathbf{t}')^\#\}}{\#\{i : \mathbf{x}_i \in \mathbf{t}^\#\}} \left( \sum_{\mathbf{x}_i \in (\mathbf{t}')^\#} \frac{y_i}{\#\{i : \mathbf{x}_i \in (\mathbf{t}')^\#\}} - \sum_{\mathbf{x}_i \in \mathbf{t}^\#} \frac{y_i}{\#\{i : \mathbf{x}_i \in \mathbf{t}^\#\}} \right)^2 \right. \\ & \quad \left. - \mathbb{P}(\mathbf{X} \in (\mathbf{t}')^\# \mid \mathbf{X} \in \mathbf{t}^\#) \left( \mathbb{E}(m(\mathbf{X}) \mid \mathbf{X} \in (\mathbf{t}')^\#) - \mathbb{E}(m(\mathbf{X}) \mid \mathbf{X} \in \mathbf{t}^\#) \right)^2 \right| \quad (\text{A.66}) \\ & \leq C n^{-\frac{\Delta'}{4} + s}. \end{aligned}$$

For the other case of  $\mathbf{t}$  and  $\mathbf{t}'$  with  $\mathbb{P}(\mathbf{X} \in \mathbf{t}' \mid \mathbf{X} \in \mathbf{t}) < n^{-\delta}$ , it follows from (A.65) and the above claim c) that there exists some constant  $C > 0$  such that on event  $\mathcal{U}_n$ , for all large  $n$  and each such  $\mathbf{t}$  and  $\mathbf{t}'$  we have

$$\text{LHS of (A.66)} \leq C(n^{-\delta+2s} + n^{-\frac{\Delta'}{4}+2s}). \quad (\text{A.67})$$

Therefore, combining (A.64) and (A.66)–(A.67), we can establish property 2), which concludes the proof of Lemma 5.

## C Additional lemmas and technical details

### C.1 Lemma 6 and its proof

Let the sample size  $n$ , tree level  $k$ , and  $\Delta > 0$  be given. Denote by  $G_{n,k}$  the set containing all cells on the grid constructed by less than  $k+1$  cuts with cuts all on the grid hyperplanes defined in Section 5. We also define  $G_{n,k}(\Delta)$  as the subset of  $G_{n,k}$  such that if  $\mathbf{t} \in G_{n,k}$  and  $\mathbb{P}(\mathbf{X} \in \mathbf{t}) \geq n^{\Delta-1}$ , then  $\mathbf{t} \in G_{n,k}(\Delta)$ . To simplify the notation, the complement of an event that depends on some parameters such as  $\mathcal{A}(\cdot)$  is denoted as  $\mathcal{A}^c(\cdot)$ .

We provide some remarks on the events and technical parameters defined in Lemma 6 below. A larger value of  $\Delta'$  is preferred in terms of controlling the probabilistic deviations, whereas a smaller value of  $\Delta$  is preferred in terms of controlling the probabilities of events  $\mathcal{A}_i^c$ 's since  $\#G_{n,k}(\Delta)$  is a monotone decreasing function of  $\Delta$ . Each union  $\cup_{\mathbf{t} \in Q}$  is over all possible cells satisfying condition  $Q$ . Moreover, for  $\mathcal{A}_2$ ,  $\mathbf{t}'$  is a subcell of  $\mathbf{t}$  and is grown by using less than  $k+2$  cuts. All three events consider cells on the grid, and thus the numbers of cells involved in these events depend on  $n$ ,  $p$ , the tree level  $k$ , and the grid parameters  $\rho_1$  and  $\rho_2$ .

**Lemma 6.** *Assume that Conditions 3–4 hold and  $q > \frac{4+4\delta}{\Delta'}$ , and let  $\frac{1}{2} < \Delta < 1$ ,  $c > 0$ ,*

$\delta > 0$ , and  $0 < \Delta' < \Delta$  be given. We define

$$\begin{aligned}\mathcal{A}_1^c(k, \Delta) &:= \cup_{\mathbf{t} \in G_{n,k}(\Delta)} \left\{ \left| \frac{\sum_{\mathbf{x}_i \in \mathbf{t}} y_i}{\#\{i : \mathbf{x}_i \in \mathbf{t}\}} - \mathbb{E}(m(\mathbf{X}) \mid \mathbf{X} \in \mathbf{t}) \right| \geq n^{-\frac{\Delta'}{4}} \right\}, \\ \mathcal{A}_2^c(k, \Delta) &:= \cup_{\substack{\mathbf{t}' \in G_{n,k+1}(\Delta) \\ \mathbf{t}' \subset \mathbf{t}}} \left\{ \left| \frac{\#\{i : \mathbf{x}_i \in \mathbf{t}'\}}{\#\{i : \mathbf{x}_i \in \mathbf{t}\}} - \mathbb{P}(\mathbf{X} \in \mathbf{t}' \mid \mathbf{X} \in \mathbf{t}) \right| \geq n^{-\frac{\Delta'}{4}} \right\}, \\ \mathcal{A}_3^c(k, \Delta) &:= \cup_{\mathbf{t} \in G_{n,k}(\Delta)} \left\{ \#\{i : \mathbf{x}_i \in \mathbf{t}\} < n^{\frac{1}{2}} \right\}.\end{aligned}$$

Then for each integer  $c_0 \geq 0$ , it holds that for all large  $n$ ,

$$\begin{aligned}\mathbb{P}(\mathcal{A}_1^c(\lfloor c \log n \rfloor + c_0, \Delta)) &\leq n^{-\delta}, \\ \mathbb{P}(\mathcal{A}_2^c(\lfloor c \log n \rfloor + c_0, \Delta)) &\leq n^{-\delta}, \\ \mathbb{P}(\mathcal{A}_3^c(\lfloor c \log n \rfloor + c_0, \Delta)) &\leq n^{-\delta}.\end{aligned}\tag{A.68}$$

*Proof.* The arguments for the three inequalities in (A.68) are similar, and we begin with showing the first one. Let  $c_0 \geq 0$  be a given integer. The main idea of the proof is based on Hoeffding's inequality. Since Hoeffding's inequality is for bounded random variables, we will consider the truncated model errors in order to apply this inequality. For each  $n \geq 1$  and  $k \geq 1$ , we can deduce that

$$\begin{aligned}\mathbb{P}(\mathcal{A}_1^c(k, \Delta)) &= \mathbb{P}\left(\mathcal{A}_1^c(k, \Delta) \cap \left(\cap_{i=1}^n \{|\varepsilon_i| \leq n^{\frac{\Delta'}{4}}\}\right)\right) + \mathbb{P}\left(\mathcal{A}_1^c(k, \Delta) \cap \left(\cup_{i=1}^n \{|\varepsilon_i| > n^{\frac{\Delta'}{4}}\}\right)\right) \\ &= \mathbb{P}\left(\left(\cup_{\mathbf{t} \in G_{n,k}(\Delta)} \mathbf{E}(\mathbf{t})\right) \cap \left(\cap_{i=1}^n \{|\varepsilon_i| \leq n^{\frac{\Delta'}{4}}\}\right)\right) \\ &\quad + \mathbb{P}\left(\mathcal{A}_1^c(k, \Delta) \cap \left(\cup_{i=1}^n \{|\varepsilon_i| > n^{\frac{\Delta'}{4}}\}\right)\right) \\ &\leq \sum_{\mathbf{t} \in G_{n,k}(\Delta)} \mathbb{P}(\mathbf{E}(\mathbf{t})) + \sum_{i=1}^n \mathbb{P}\left(|\varepsilon_i| > n^{\frac{\Delta'}{4}}\right) \\ &= \sum_{\mathbf{t} \in G_{n,k}(\Delta)} \sum_{\mathcal{B}} \mathbb{P}\left(\{i : \mathbf{x}_i \in \mathbf{t}\} = \mathcal{B}\right) \mathbb{P}\left(\mathbf{E}(\mathbf{t}) \mid \{i : \mathbf{x}_i \in \mathbf{t}\} = \mathcal{B}\right) \\ &\quad + \sum_{i=1}^n \mathbb{P}\left(|\varepsilon_i| > n^{\frac{\Delta'}{4}}\right),\end{aligned}\tag{A.69}$$

where  $\sum_{\mathcal{B}}$  represents the summation over all possible subsets of  $\{1, \dots, n\}$  and

$$\mathbf{E}(\mathbf{t}) := \left\{ \left| \frac{\sum_{\mathbf{x}_i \in \mathbf{t}} \left(m(\mathbf{x}_i) + \varepsilon_i \mathbf{1}_{|\varepsilon_i| \leq n^{\frac{\Delta'}{4}}}\right)}{\#\{i : \mathbf{x}_i \in \mathbf{t}\}} - \mathbb{E}(m(\mathbf{X}) \mid \mathbf{X} \in \mathbf{t}) \right| \geq n^{-\frac{\Delta'}{4}} \right\}.$$

Note that the summation for the first term on the RHS of (A.69) can be further decom-

posed into two terms as

$$\begin{aligned}
\text{RHS of (A.69)} &= \sum_{\mathbf{t} \in G_{n,k}(\Delta)} \sum_{\#\mathcal{B} \geq \frac{n^\Delta}{2}} \mathbb{P}\left(\{i : \mathbf{x}_i \in \mathbf{t}\} = \mathcal{B}\right) \mathbb{P}\left(\mathbf{E}(\mathbf{t}) \mid \{i : \mathbf{x}_i \in \mathbf{t}\} = \mathcal{B}\right) \\
&+ \sum_{\mathbf{t} \in G_{n,k}(\Delta)} \sum_{\#\mathcal{B} < \frac{n^\Delta}{2}} \mathbb{P}\left(\{i : \mathbf{x}_i \in \mathbf{t}\} = \mathcal{B}\right) \mathbb{P}\left(\mathbf{E}(\mathbf{t}) \mid \{i : \mathbf{x}_i \in \mathbf{t}\} = \mathcal{B}\right) \\
&+ \sum_{i=1}^n \mathbb{P}\left(|\varepsilon_i| > n^{\frac{\Delta'}{4}}\right) \\
&\leq \sum_{\mathbf{t} \in G_{n,k}(\Delta)} \sum_{\#\mathcal{B} \geq \frac{n^\Delta}{2}} \mathbb{P}\left(\{i : \mathbf{x}_i \in \mathbf{t}\} = \mathcal{B}\right) \mathbb{P}\left(\mathbf{E}(\mathbf{t}) \mid \{i : \mathbf{x}_i \in \mathbf{t}\} = \mathcal{B}\right) \\
&+ \sum_{\mathbf{t} \in G_{n,k}(\Delta)} \mathbb{P}\left(\sum_{i=1}^n \mathbf{1}_{\mathbf{x}_i \in \mathbf{t}} < \frac{n^\Delta}{2}\right) + \sum_{i=1}^n \mathbb{P}\left(|\varepsilon_i| > n^{\frac{\Delta'}{4}}\right).
\end{aligned} \tag{A.70}$$

Here, the last inequality above is due to

$$\begin{aligned}
&\sum_{\#\mathcal{B} < \frac{n^\Delta}{2}} \mathbb{P}\left(\{i : \mathbf{x}_i \in \mathbf{t}\} = \mathcal{B}\right) \mathbb{P}\left(\mathbf{E}(\mathbf{t}) \mid \{i : \mathbf{x}_i \in \mathbf{t}\} = \mathcal{B}\right) \\
&= \sum_{\#\mathcal{B} < \frac{n^\Delta}{2}} \mathbb{P}\left(\mathbf{E}(\mathbf{t}) \cap \{\{i : \mathbf{x}_i \in \mathbf{t}\} = \mathcal{B}\}\right) \\
&\leq \sum_{\#\mathcal{B} < \frac{n^\Delta}{2}} \mathbb{P}\left(\{i : \mathbf{x}_i \in \mathbf{t}\} = \mathcal{B}\right) \\
&= \mathbb{P}\left(\sum_{i=1}^n \mathbf{1}_{\mathbf{x}_i \in \mathbf{t}} < \frac{n^\Delta}{2}\right).
\end{aligned}$$

Then by the definition of  $G_{n,k}(\Delta)$ ,  $\Delta > 1/2$ , and Conditions 3–4, an application of Lemma 7 in Section C.2 shows that for all large  $n$  and each  $k \geq 1$ ,

$$\begin{aligned}
\text{RHS of (A.70)} &\leq \sum_{\mathbf{t} \in G_{n,k}(\Delta)} \left( 2 \exp\left(\frac{-n^{\Delta-\Delta'}}{8}\right) + 2 \exp\left(\frac{-(\log n)^{2+\Delta}}{2}\right) \right) \\
&+ \sum_{i=1}^n \mathbb{P}\left(|\varepsilon_i| > n^{\frac{\Delta'}{4}}\right).
\end{aligned} \tag{A.71}$$

Thus, it follows from  $\Delta > \Delta'$ ,  $p = O(n^{K_0})$  in Condition 3, (A.7), and  $q > \frac{4+4\delta}{\Delta'}$  that for all large  $n$  and each  $1 \leq k \leq c \log n + c_0$ ,

$$\text{RHS of (A.71)} \leq n^{-\delta},$$

which establishes the first inequality in (A.68). The other two inequalities in (A.68) can be shown in a similar fashion, which completes the proof of Lemma 6.

## C.2 Lemma 7 and its proof

**Lemma 7.** Assume that  $\mathbf{x}_i$ 's are independent copies of  $\mathbf{X}$ . Then for each  $n \geq 1$ ,  $\Delta > 0$ , and  $\mathbf{t}$  such that  $\mathbb{P}(\mathbf{X} \in \mathbf{t}) \geq n^{\Delta-1}$ , we have

$$\mathbb{P} \left( \sum_{i=1}^n \mathbf{1}_{\mathbf{x}_i \in \mathbf{t}} \leq n^{\Delta} - \sqrt{n}(\log n)^{1+\frac{\Delta}{2}} \right) \leq 2 \exp \left( \frac{-(\log n)^{2+\Delta}}{2} \right). \quad (\text{A.72})$$

Assume further that  $\|m(\mathbf{x})\|_{\infty} < \infty$ ,  $\mathbf{x}_i$  and  $\varepsilon_i$ 's are independent,  $\varepsilon_i$ 's are identically distributed, and  $\varepsilon_1$  has a symmetric distribution around zero. Then for each  $\mathcal{B} \subset \{1, \dots, n\}$ ,  $\mathbf{t}$  and  $\mathbf{t}'$  with  $\mathbf{t}' \subset \mathbf{t}$ ,  $\Delta'' > 0$ , and  $t > 0$ , it holds for all large  $n$  that

$$\begin{aligned} & \mathbb{P} \left( \left| \frac{\sum_{i \in \mathcal{B}} \left( \mathbb{E}(m(\mathbf{X}) \mid \mathbf{X} \in \mathbf{t}) - (m(\mathbf{x}_i) + \varepsilon_i \mathbf{1}_{|\varepsilon_i| \leq n^{\Delta''}}) \right)}{\#\mathcal{B}} \right| \geq t \mid \{i : \mathbf{x}_i \in \mathbf{t}\} = \mathcal{B} \right) \\ & \leq 2 \exp \left( \frac{-t^2 \#\mathcal{B}}{4n^{2\Delta''}} \right), \\ & \mathbb{P} \left( \left| \frac{\sum_{i \in \mathcal{B}} \left( \mathbb{P}(\mathbf{X} \in \mathbf{t}' \mid \mathbf{X} \in \mathbf{t}) - \mathbf{1}_{\mathbf{x}_i \in \mathbf{t}'} \right)}{\#\mathcal{B}} \right| \geq t \mid \{i : \mathbf{x}_i \in \mathbf{t}\} = \mathcal{B} \right) \\ & \leq 2 \exp \left( \frac{-t^2 \#\mathcal{B}}{2} \right). \end{aligned} \quad (\text{A.73})$$

*Proof.* Observe that by Hoeffding's inequality, we have that for each  $\Delta > 0$  and  $n \geq 1$ ,

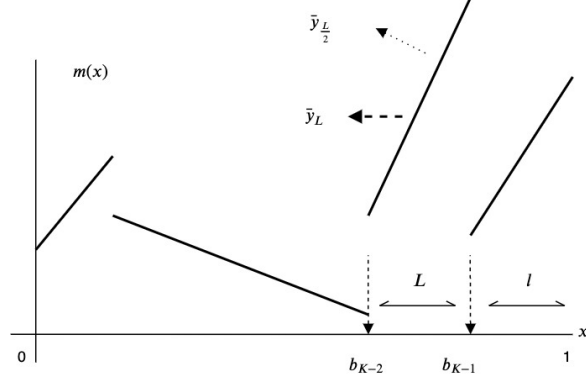
$$\mathbb{P} \left( \left| n^{-1} \sum_{i=1}^n \left( \mathbf{1}_{\mathbf{x}_i \in \mathbf{t}} - \mathbb{P}(\mathbf{X} \in \mathbf{t}) \right) \right| \geq \frac{(\log n)^{1+\frac{\Delta}{2}}}{\sqrt{n}} \right) \leq 2 \exp \left( \frac{-(\log n)^{2+\Delta}}{2} \right).$$

Then by some algebraic calculations, we can establish the desired probability bound in (A.72).

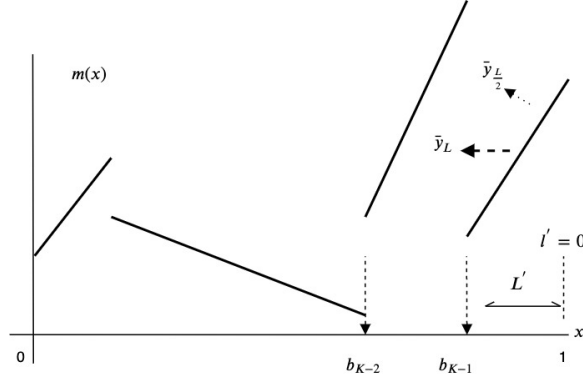
On the other hand, it follows from the assumptions that for each  $i \in \mathcal{B}$ ,  $\Delta'' > 0$ , and  $\mathbf{t} \subset \mathbf{t}_0$ , we have

$$\begin{aligned} & \mathbb{E} \left( \mathbb{E}(m(\mathbf{X}) \mid \mathbf{X} \in \mathbf{t}) - (m(\mathbf{x}_i) + \varepsilon_i \mathbf{1}_{|\varepsilon_i| \leq n^{\Delta''}}) \mid \{s : \mathbf{x}_s \in \mathbf{t}\} = \mathcal{B} \right) \\ & = \mathbb{E} \left( \mathbb{E}(m(\mathbf{X}) \mid \mathbf{X} \in \mathbf{t}) - (m(\mathbf{x}_i) + \varepsilon_i \mathbf{1}_{|\varepsilon_i| \leq n^{\Delta''}}) \mid \mathbf{x}_i \in \mathbf{t} \right) = 0, \end{aligned}$$

which along with conditional Hoeffding's inequality leads to the first probability bound in (A.73). The second probability bound in (A.73) can also be shown using similar arguments, which concludes the proof of Lemma 7.



(a) If  $l$  is sufficiently small, we consider the cuts at the dashed or dotted points.



(b) If  $l$  is large, we consider the case with an imaginary linear function with  $l' = 0$ .

Figure 4: A piecewise linear function  $m$ . Note that due to the nature of cells, when calculating the approximation error conditional on a cell  $\mathbf{t}$  instead of  $[0, 1]$ , at least one of the second and the first from the right linear functions has horizontal length in proportion to  $\mathbf{t}$ .

### C.3 Verifying Condition 1 for Example 1

Since the covariates are independent and  $s$  is fixed, we need only to consider the one-dimensional cases. Define function  $m(\cdot)$  as

$$m(x) := h_K(x)\mathbf{1}_{[b_{K-1}, b_K]} + \sum_{k=1}^{K-1} h_k(x)\mathbf{1}_{[b_{k-1}, b_k]}$$

for some positive integer  $K \geq 1$ . We aim to show that conditional on each cell  $\mathbf{t} \subset [0, 1]$ , there exists a cut that can reduce the approximation error by a significant amount, which is only required to be in proportion to the length of  $\mathbf{t}$  due to the uniform distribution assumption. The first step is to show that conditional on the cell  $[0, 1]$  (i.e., unconditional), there exists such a cut. The case when  $K = 1$  is simple. In what follows, we analyze the cases when  $K \geq 2$  and  $h_k$ 's are of finite nonzero slopes.

Let  $B := \|m(\mathbf{x})\|_\infty$  and  $r$  be the minimum slope of these  $K$  linear functions. Define  $l := b_K - b_{K-1}$  and  $L := b_{K-1} - b_{K-2}$ . Denote by  $\bar{y}$  the mean,  $\bar{y}_L$  the mean conditional on  $[b_{K-2}, b_{K-1})$ ,  $\bar{y}_{\frac{L}{2}}$  the mean conditional on  $[\frac{b_{K-2} + b_{K-1}}{2}, b_{K-1})$ , and  $\bar{y}_l$  the mean conditional on

$[b_{K-1}, b_K]$ . A graphical example illustrating the notation is shown in Figure 4(a). Note that

$$\mathbb{E}(m(\mathbf{X}) \mid \mathbf{X} \in [b_{K-2}, b_K]) = \frac{\bar{y}_L L + \bar{y}_l l}{L + l}.$$

Let  $\mathbf{t}'$  be one of the daughter cells resulting from the cut at  $b_{K-2}$ . Then from the assumption on the covariates distribution, we can deduce that

$$\begin{aligned} (II)_{[0,1],\mathbf{t}'} &\geq \left( \frac{\bar{y}_L L + \bar{y}_l l}{L + l} - \bar{y} \right)^2 L \\ &= \left( \frac{\bar{y}_L L + \bar{y}_l l}{L + l} - \bar{y}_L + \bar{y}_L - \bar{y} \right)^2 L \\ &\geq \left( (\bar{y}_L - \bar{y})^2 - 2|\bar{y}_L - \bar{y}| \left| \frac{\bar{y}_L L + \bar{y}_l l}{L + l} - \bar{y}_L \right| - \left( \frac{\bar{y}_L L + \bar{y}_l l}{L + l} - \bar{y}_L \right)^2 \right) L \\ &\geq \left( (\bar{y}_L - \bar{y})^2 - 2|\bar{y}_L - \bar{y}|(2B \frac{l}{L}) - (2B \frac{l}{L})^2 \right) L, \end{aligned} \quad (\text{A.74})$$

where in the last inequality we have used the fact that

$$\left| \frac{\bar{y}_L L + \bar{y}_l l}{L + l} - \bar{y}_L \right| = \left| \frac{\bar{y}_L L + \bar{y}_l l - (\bar{y}_L L + \bar{y}_L l)}{L + l} \right| = |\bar{y}_l - \bar{y}_L| \frac{l}{L + l} \leq 2B \frac{l}{L}.$$

In light of (A.74), if  $|\bar{y}_L - \bar{y}| > c$  and  $l < \frac{cL}{6B}$  for some  $c > 0$ , it holds that

$$(II)_{[0,1],\mathbf{t}'} \geq \frac{2c^2 L}{9}. \quad (\text{A.75})$$

Let  $\mathbf{t}'$  be one of the daughter cells resulting from the cut at  $\frac{b_{K-2} + b_{K-1}}{2}$ . Observe that

$$|\bar{y}_{\frac{L}{2}} - \bar{y}_L| \geq \frac{L}{4} r \quad (\text{A.76})$$

and

$$\mathbb{E} \left( m(\mathbf{X}) \mid \mathbf{X} \in \left[ \frac{b_{K-2} + b_{K-1}}{2}, b_K \right] \right) = \frac{\bar{y}_{\frac{L}{2}} \frac{L}{2} + \bar{y}_l l}{\frac{L}{2} + l}.$$

It follows that

$$\begin{aligned} (II)_{[0,1],\mathbf{t}'} &\geq \left( \frac{\bar{y}_{\frac{L}{2}} \frac{L}{2} + \bar{y}_l l}{\frac{L}{2} + l} - \bar{y}_{\frac{L}{2}} + \bar{y}_{\frac{L}{2}} - \bar{y} \right)^2 L \\ &\geq \left( (\bar{y}_{\frac{L}{2}} - \bar{y})^2 - 2|\bar{y}_{\frac{L}{2}} - \bar{y}| \left| \frac{\bar{y}_{\frac{L}{2}} \frac{L}{2} + \bar{y}_l l}{\frac{L}{2} + l} - \bar{y}_{\frac{L}{2}} \right| - \left( \frac{\bar{y}_{\frac{L}{2}} \frac{L}{2} + \bar{y}_l l}{\frac{L}{2} + l} - \bar{y}_{\frac{L}{2}} \right)^2 \right) L \quad (\text{A.77}) \\ &\geq \left( (\bar{y}_{\frac{L}{2}} - \bar{y})^2 - 2|\bar{y}_{\frac{L}{2}} - \bar{y}|(4B \frac{l}{L}) - (4B \frac{l}{L})^2 \right) L. \end{aligned}$$

Then by (A.76) and (A.77), we see that if  $|\bar{y}_L - \bar{y}| \leq c$  and  $l < \frac{L}{12B} \left( \frac{Lr}{4} - c \right)$  for some  $c > 0$ ,



it holds that

$$(II)_{[0,1],\mathbf{t}'} > \left( \frac{2(\frac{Lr}{4} - c)^2}{9} \right) L. \quad (\text{A.78})$$

We set  $c = \frac{Lr}{8}$  and  $c_2 := \frac{L^2 r}{96B}$ . It follows from (A.75) and (A.78) that for  $l < c_2$ , we have  $(II)_{[0,1],\mathbf{t}'} \geq \frac{L^3 r^2}{288}$  by the best cut, which is at least the better one of the cuts at  $b_{K-2}$  and  $\frac{b_{K-2} + b_{K-1}}{2}$  ( $\mathbf{t}'$  denotes the corresponding daughter cell in this scenario). For  $l \geq c_2$ , let us consider the cuts at the first from the right linear function and repeat the same arguments. It is essentially the case with  $l = L' \geq c_2$  and  $l' = 0$ , where  $L'$  is the new  $L$  and  $l'$  is the new  $l$  (see also Figure 4(b)). Hence, it holds that  $(II)_{[0,1],\mathbf{t}'} \geq \frac{(L')^3 r^2}{288} = \frac{l^3 r^2}{288}$  with  $\mathbf{t}'$  denoting the corresponding daughter cell.

Next, we observe that the above arguments are applicable when conditional on any cell  $\mathbf{t} \subset [0, 1]$  if we replace  $l$  and  $L$  with the corresponding conditional horizontal lengths. That is, on a cell  $\mathbf{t}$ , we let  $l_{\mathbf{t}}$  be the horizontal length of the first from the right linear function, and  $L_{\mathbf{t}}$  that of the second one. Then the conditional horizontal lengths are  $\frac{l_{\mathbf{t}}}{|\mathbf{t}|}$  and  $\frac{L_{\mathbf{t}}}{|\mathbf{t}|}$ , respectively. In addition, observe the fact that due to the nature of cells, at least one of the first and the second from the right linear functions has length in proportion to the conditional cells. Specifically, we have

$$\frac{l_{\mathbf{t}}}{|\mathbf{t}|} \geq \min_{1 \leq k \leq K} (b_k - b_{k-1}) =: b^* \quad \text{or} \quad \frac{L_{\mathbf{t}}}{|\mathbf{t}|} \geq \min_{1 \leq k \leq K} (b_k - b_{k-1}) \quad \text{or both.}$$

That is, if  $\frac{l_{\mathbf{t}}}{|\mathbf{t}|}$  is not lower bounded by  $b^*$ , then  $\frac{L_{\mathbf{t}}}{|\mathbf{t}|}$  is. We then categorize all possible cases into four scenarios and deal with them accordingly using the previous results.

Define  $c_{3,\mathbf{t}} := \frac{(\frac{L_{\mathbf{t}}}{|\mathbf{t}|})^2 r}{96B}$ . For simplicity, we omit the subscript  $\mathbf{t}$  in the following technical analysis. For any cell  $\mathbf{t}$ ,

- 1) If  $\frac{l}{|\mathbf{t}|}$  is lower bounded (by  $b^*$ ) and  $\frac{l}{|\mathbf{t}|} \geq c_3$ , then we set  $c_2 = \frac{(b^*)^2 r}{96B} \leq c_3$  to conclude that  $(II)_{\mathbf{t},\mathbf{t}'} \geq \frac{(b^*)^3 r^2}{288}$ , where  $\mathbf{t}'$  denotes the corresponding daughter cell.
- 2) If  $\frac{l}{|\mathbf{t}|}$  is lower bounded and  $\frac{l}{|\mathbf{t}|} < c_3$ , then by  $\frac{l}{|\mathbf{t}|} < c_3$  it holds that  $\frac{L}{|\mathbf{t}|} > \sqrt{\frac{96B(\frac{l}{|\mathbf{t}|})}{r}} \geq \sqrt{\frac{96Bb^*}{r}} =: L_2^*$ . Thus, we have  $(II)_{\mathbf{t},\mathbf{t}'} \geq \frac{(L_2^*)^3 r^2}{288}$ .
- 3) If  $\frac{L}{|\mathbf{t}|}$  is lower bounded and  $\frac{l}{|\mathbf{t}|} \geq c_3$ , then by  $\frac{l}{|\mathbf{t}|} \geq c_3$  it holds that  $\frac{l}{|\mathbf{t}|} \geq \frac{(b^*)^2 r}{96B} =: l_2^*$ . Thus, we have  $(II)_{\mathbf{t},\mathbf{t}'} \geq \frac{(l_2^*)^3 r^2}{288}$ .
- 4) If  $\frac{L}{|\mathbf{t}|}$  is lower bounded and  $\frac{l}{|\mathbf{t}|} < c_3$ , then it holds that  $(II)_{\mathbf{t},\mathbf{t}'} \geq \frac{(b^*)^3 r^2}{288}$ .

In conclusion, we can see that  $(II)_{\mathbf{t},\mathbf{t}'}$  with  $\mathbf{t}'$  a daughter cell from one of the best cuts is at least

$$\min \left\{ \frac{(b^*)^3 r^2}{288}, \frac{(l_2^*)^3 r^2}{288}, \frac{(L_2^*)^3 r^2}{288} \right\}. \quad (\text{A.79})$$

Since  $\text{Var}(m(\mathbf{X})|\mathbf{X} \in \mathbf{t}) \leq B^2$  for any  $\mathbf{t}$ , it follows from (A.79) that constant  $\alpha_1 \geq 1$  in Condition 1 exists. Finally, the cases allowing for zero slopes can also be shown using similar arguments.

#### C.4 Verifying Condition 1 for Example 2

By assumption, we can define  $m_f$ ,  $M_f$ ,  $m_s$ , and  $M_s$  as

$$\begin{aligned} m_f &:= \inf_{j \in \{1, \dots, p\}, x \in [0, 1]} f_j(x) > 0, \\ M_f &:= \sup_{j \in \{1, \dots, p\}, x \in [0, 1]} f_j(x) < \infty, \end{aligned} \tag{A.80}$$

and

$$\begin{aligned} m_s &:= \inf_{1 \leq j \leq s, x \in [0, 1]} m'_j > 0, \\ M_s &:= \sup_{1 \leq j \leq s, x \in [0, 1]} m'_j < \infty. \end{aligned} \tag{A.81}$$

Let a cell  $\mathbf{t} = \times_{l=1}^p t_l$  and a direction  $j \leq s$  be given. From (A.81), we can define  $x_{\mathbf{t}}^* \in t_j$  such that

$$m_j(x_{\mathbf{t}}^*) = \mathbb{E} \left[ m_j(X_j) \mid X_j \in t_j \right].$$

In addition, we define a daughter cell  $\mathbf{t}' := t_1 \times \dots \times t_{j-1} \times t'_j \times t_{j+1} \times \dots \times t_p$  of  $\mathbf{t}$  such that

$$t'_j := \begin{cases} [x_{\mathbf{t}}^*, \sup t_j] & \text{if } \sup t_j - x_{\mathbf{t}}^* \geq x_{\mathbf{t}}^* - \inf t_j, \\ [\inf t_j, x_{\mathbf{t}}^*] & \text{otherwise.} \end{cases}$$

That is,  $t'_j$  is the longer one after the split. In view of the assumptions, we can consider intervals instead of half-open line segments without loss of generality.

Then it follows from (A.80)–(A.81) and some simple calculations that there exists some constant  $c > 0$  such that for each cell  $\mathbf{t}$ ,

$$\min\{\sup t_j - x_{\mathbf{t}}^*, x_{\mathbf{t}}^* - \inf t_j\} > c|t_j|,$$

and thus

$$\min\{\sup t'_j - x_{\mathbf{t}'}^*, x_{\mathbf{t}'}^* - \inf t'_j\} > c|t'_j| \geq \frac{1}{2}c|t_j|.$$

These results entail that

$$|x_{\mathbf{t}}^* - x_{\mathbf{t}'}^*| > \frac{1}{2}c|t_j|.$$

From this result and (A.81), we see that for each cell  $\mathbf{t}$ ,

$$\left( \mathbb{E}(m_j(X_j) \mid X_j \in t'_j) - \mathbb{E}(m_j(X_j) \mid X_j \in t_j) \right)^2 = |m_j(x_{\mathbf{t}}^*) - m_j(x_{\mathbf{t}'}^*)|^2 \geq (m_s \frac{1}{2}c|t_j|)^2.$$

Furthermore, by the definition of  $\mathbf{t}'$  and (A.80), it holds that for each cell  $\mathbf{t}$ ,

$$\mathbb{P}(X_j \in t'_j \mid X_j \in t_j) \geq \frac{1}{2} \frac{m_f}{M_f + m_f}.$$

Thus, it follows that for each cell  $\mathbf{t}$  and this  $j$ ,

$$\sup_{l,c} (II)_{\mathbf{t}, \mathbf{t}(l,c)} \geq (II)_{\mathbf{t}, \mathbf{t}'} \geq \frac{m_f c^2 m_s^2}{8(M_f + m_f)} |t_j|^2.$$

Since such result holds for each  $j \in \{1, \dots, s\}$ , we can conclude that for each cell  $\mathbf{t}$ ,

$$\sup_{l,c} (II)_{\mathbf{t}, \mathbf{t}(l,c)} \geq \frac{m_f c^2 m_s^2}{8(M_f + m_f)} (\max_{1 \leq l \leq s} |t_j|)^2. \quad (\text{A.82})$$

On the other hand, by the independence assumption and the additive regression function structure, we have that for each cell  $\mathbf{t}$ ,

$$\begin{aligned} \text{Var}(m(\mathbf{X}) \mid \mathbf{X} \in \mathbf{t}) &= \sum_{l=1}^s \mathbb{E} \left( (m_l(X_l) - \mathbb{E}(m_l(X_l) \mid X_l \in t_l))^2 \mid X_l \in t_l \right) \\ &\leq \sum_{l=1}^s (M_s |t_l|)^2. \end{aligned} \quad (\text{A.83})$$

Therefore, in light of (A.82)–(A.83) and the fact that  $s$  is a constant, Condition 1 is satisfied.

### C.5 Verifying Condition 1 for Example 3

Without loss of generality, let us consider  $\mathbf{t} := \times_{j=1}^p t_j$  with  $t_j$ 's intervals in  $[0, 1]$ . Note that one and only one of the following cases holds: (i)  $\sup I \in t_1$  and  $I \not\subset t_1$ , (ii)  $\inf I \in t_1$  and  $I \not\subset t_1$ , (iii)  $I \cap t_1 = \emptyset$ , and (iv)  $I \subset t_1$ . We argue that there exists some  $\alpha_1 \geq 1$  such that Condition 1 is satisfied for each case.

We begin with case (i). For case (i), we see that after the split  $(j^*, c^*) = (1, \sup I)$ ,

$$\text{Var}(m(\mathbf{X}) \mid \mathbf{X} \in \mathbf{t}') = \text{Var}(m(\mathbf{X}) \mid \mathbf{X} \in \mathbf{t}'') = 0,$$

where  $\mathbf{t}'$  and  $\mathbf{t}''$  are two daughter cells of  $\mathbf{t}$  resulted from the split. This entails that  $(II)_{\mathbf{t}, \mathbf{t}'} = \text{Var}(m(\mathbf{X}) \mid \mathbf{X} \in \mathbf{t})$ , and hence  $\text{Var}(m(\mathbf{X}) \mid \mathbf{X} \in \mathbf{t}) \leq \alpha_1 (II)_{\mathbf{t}, \mathbf{t}'}$  for each  $\alpha_1 \geq 1$ . A similar argument can be applied for case (ii). In addition, for case (iii), it holds that  $\text{Var}(m(\mathbf{X}) \mid \mathbf{X} \in \mathbf{t}) = 0$  and thus  $\text{Var}(m(\mathbf{X}) \mid \mathbf{X} \in \mathbf{t}) \leq \alpha_1 (II)_{\mathbf{t}, \mathbf{t}'}$  for each  $\alpha_1 \geq 1$  with  $\mathbf{t}'$  an arbitrary daughter cell of  $\mathbf{t}$ .

Next we analyze case (iv). Denote by  $\mathbf{I} := I \times_{j=2}^p t_j$ . Some simple calculations show that

$$\begin{aligned} \text{Var}(m(\mathbf{X}) \mid \mathbf{X} \in \mathbf{t}) &= (1 - \mathbb{E}(m(\mathbf{X}) \mid \mathbf{X} \in \mathbf{t}))^2 \mathbb{P}(\mathbf{X} \in \mathbf{I} \mid \mathbf{X} \in \mathbf{t}) \\ &\quad + (0 - \mathbb{E}(m(\mathbf{X}) \mid \mathbf{X} \in \mathbf{t}))^2 \mathbb{P}(\mathbf{X} \in \mathbf{t} \setminus \mathbf{I} \mid \mathbf{X} \in \mathbf{t}) \\ &= (\mathbb{P}(\mathbf{X} \in \mathbf{t} \setminus \mathbf{I} \mid \mathbf{X} \in \mathbf{t}))^2 \mathbb{P}(\mathbf{X} \in \mathbf{I} \mid \mathbf{X} \in \mathbf{t}) \\ &\quad + (\mathbb{P}(\mathbf{X} \in \mathbf{I} \mid \mathbf{X} \in \mathbf{t}))^2 \mathbb{P}(\mathbf{X} \in \mathbf{t} \setminus \mathbf{I} \mid \mathbf{X} \in \mathbf{t}) \\ &\leq 2 \mathbb{P}(\mathbf{X} \in \mathbf{t} \setminus \mathbf{I} \mid \mathbf{X} \in \mathbf{t}). \end{aligned} \quad (\text{A.84})$$

Let  $A$  and  $B$  in  $[0, 1]$  be such that  $A$ ,  $B$ , and  $I$  are mutually exclusive intervals,  $t_1 = A \cup I \cup B$ ,

and  $|A| \geq |B|$ . Denote by  $\mathbf{t}^* := A \times_{j=2}^p t_j$ . Then it holds that

$$(II)_{\mathbf{t}, \mathbf{t}^*} \geq (0 - \mathbb{E}(m(\mathbf{X}) \mid \mathbf{X} \in \mathbf{t}))^2 \mathbb{P}(\mathbf{X} \in \mathbf{t}^* \mid \mathbf{X} \in \mathbf{t}). \quad (\text{A.85})$$

To deal with the RHS of (A.85), we need to establish that

$$\mathbb{P}(\mathbf{X} \in A \times_{j=2}^p t_j \mid \mathbf{X} \in \mathbf{t}) \geq \frac{\underline{m}}{\underline{m} + \bar{m}} \mathbb{P}(\mathbf{X} \in \mathbf{t} \setminus \mathbf{I} \mid \mathbf{X} \in \mathbf{t}), \quad (\text{A.86})$$

and for each  $\mathbf{t}$  with  $\mathbf{I} \subset \mathbf{t}$ ,

$$\mathbb{E}(m(\mathbf{X}) \mid \mathbf{X} \in \mathbf{t}) \geq \frac{\underline{m}}{\bar{m}} |\mathbf{I}|, \quad (\text{A.87})$$

which claims will be examined separately.

We first show (A.86). By assumption, it holds that

$$\begin{aligned} \frac{\bar{m}}{\underline{m}} \frac{|B|}{|A|} \mathbb{P}(\mathbf{X} \in A \times_{j=2}^p t_j \mid \mathbf{X} \in \mathbf{t}) &= \frac{\bar{m}}{\underline{m}} \frac{|B|}{|A|} \frac{\mathbb{P}(\{X_1 \in A\} \cap_{j=2}^p \{X_j \in t_j\})}{\mathbb{P}(\cap_{j \geq 1} \{X_j \in t_j\})} \\ &= \frac{\bar{m}}{\underline{m}} \frac{|B|}{|A|} \frac{\mathbb{E} \left[ \mathbb{P}(X_1 \in A \mid X_2, \dots, X_p) \prod_{j=2}^p \mathbf{1}_{X_j \in t_j} \right]}{\mathbb{P}(\cap_{j \geq 1} \{X_j \in t_j\})} \\ &\geq \bar{m} |B| \frac{\mathbb{P}(\cap_{j=2}^p \{X_j \in t_j\})}{\mathbb{P}(\cap_{j \geq 1} \{X_j \in t_j\})} \\ &\geq \mathbb{P}(\mathbf{X} \in B \times_{j=2}^p t_j \mid \mathbf{X} \in \mathbf{t}). \end{aligned} \quad (\text{A.88})$$

Thus, by (A.88),  $\frac{|B|}{|A|} \leq 1$ , and the fact that  $\mathbb{P}(\mathbf{X} \in \mathbf{t} \setminus \mathbf{I} \mid \mathbf{X} \in \mathbf{t}) = \mathbb{P}(\mathbf{X} \in A \times_{j=2}^p t_j \mid \mathbf{X} \in \mathbf{t}) + \mathbb{P}(\mathbf{X} \in B \times_{j=2}^p t_j \mid \mathbf{X} \in \mathbf{t})$ , we see that (A.86) is satisfied.

It remains to establish (A.87). By assumption and an argument similar to that in (A.88), we have that

$$\begin{aligned} \mathbb{P}(\mathbf{X} \in \mathbf{I}) &\geq \underline{m} |\mathbf{I}| \mathbb{P}(\cap_{j=2}^p \{X_j \in t_j\}), \\ \mathbb{P}(\mathbf{X} \in \mathbf{t}) &\leq \bar{m} \mathbb{P}(\cap_{j=2}^p \{X_j \in t_j\}). \end{aligned} \quad (\text{A.89})$$

Then it follows from (A.89) that

$$\mathbb{E}(m(\mathbf{X}) \mid \mathbf{X} \in \mathbf{t}) = \frac{\mathbb{P}(\mathbf{X} \in \mathbf{I})}{\mathbb{P}(\mathbf{X} \in \mathbf{t})} \geq \frac{\underline{m}}{\bar{m}} |\mathbf{I}|,$$

which gives (A.87).

Finally, from (A.86)–(A.87), it holds that

$$\text{RHS of (A.85)} \geq \left( \frac{\underline{m}}{\bar{m}} |\mathbf{I}| \right)^2 \frac{\underline{m}}{\underline{m} + \bar{m}} \mathbb{P}(\mathbf{X} \in \mathbf{t} \setminus \mathbf{I} \mid \mathbf{X} \in \mathbf{t}). \quad (\text{A.90})$$

Therefore, by (A.84)–(A.85) and (A.90), we can set  $\alpha_1 = \max \left\{ 2 \left( \left( \frac{\underline{m}}{\bar{m}} |\mathbf{I}| \right)^2 \frac{\underline{m}}{\underline{m} + \bar{m}} \right)^{-1}, 1 \right\}$  to complete the proof.

## C.6 Proof for Example 4

Recall that  $T^*$  is associated with the theoretical CART-split that finds the split for cell  $\mathbf{t}$  by

$$(j^*, c^*) = \arg \sup_{j \in \Theta, c} (II)_{\mathbf{t}, \mathbf{t}(j, c)},$$

where  $\Theta = \{1, \dots, p\}$  since we consider the case of  $\gamma_0 = 1$ . We start with the following assertion. For each integer  $k \geq 1$  and each  $(\mathbf{t}_1, \dots, \mathbf{t}_k) \in T^*(\Theta'_1, \dots, \Theta'_k)$ , the cell admits  $\mathbf{t}_k = [0, 1] \times [0, 1] \times t_3 \times \dots \times t_p$  for some  $t_j$ 's. That is, the first two features are not split at each level  $k$ . To establish such assertion, we first show that given a cell  $\mathbf{t} = [0, 1] \times [0, 1] \times \times_{j=3}^p t_j$ , a split  $(j, c)$  along the first or second feature results in  $(II)_{\mathbf{t}, \mathbf{t}(j, c)} = 0$ . Next, we will show that a split  $(j', c')$  at the midpoint of  $t_{j'}$  for any  $j' \geq 3$  results in  $(II)_{\mathbf{t}, \mathbf{t}(j', c')} > 0$ . Suppose that these two claims are true. Then by the definition of  $T^*$ , we can see that the first and second features are not split at the first level, and hence again by the definition of  $T^*$ , the first and second features of the resulting two daughter cells are not split at the second level, and so on and so forth. Thus, the above assertion can be established.

Let us begin with showing the first claim above. Recall the definition of  $(II)_{\mathbf{t}, \mathbf{t}'}$  for a cell  $\mathbf{t}$  and its (arbitrary) daughter cells  $\mathbf{t}'$  and  $\mathbf{t}''$  in (14)

$$\begin{aligned} (II)_{\mathbf{t}, \mathbf{t}'} &= (II)_{\mathbf{t}, \mathbf{t}''} := \mathbb{P}(\mathbf{X} \in \mathbf{t}' \mid \mathbf{X} \in \mathbf{t}) \left( \mathbb{E}(m(\mathbf{X}) \mid \mathbf{X} \in \mathbf{t}') - \mathbb{E}(m(\mathbf{X}) \mid \mathbf{X} \in \mathbf{t}) \right)^2 \\ &\quad + \mathbb{P}(\mathbf{X} \in \mathbf{t}'' \mid \mathbf{X} \in \mathbf{t}) \left( \mathbb{E}(m(\mathbf{X}) \mid \mathbf{X} \in \mathbf{t}'') - \mathbb{E}(m(\mathbf{X}) \mid \mathbf{X} \in \mathbf{t}) \right)^2. \end{aligned}$$

Some simple calculations show that for a cell  $\mathbf{t} = \times_{j=1}^p t_j$  with either  $t_1$ ,  $t_2$ , or both being  $[0, 1]$ , we have

$$\mathbb{E}(m(\mathbf{X}) \mid \mathbf{X} \in \mathbf{t}) = \sum_{j=3}^p \frac{\inf t_j + \sup t_j}{2}. \quad (\text{A.91})$$

In view of (A.91), given a cell  $\mathbf{t} = [0, 1] \times [0, 1] \times \times_{j=3}^p t_j$ , the conditional means on the daughter cells grown by a split  $(j, c)$  along the first or second feature are not changed. Thus, by definition we have  $(II)_{\mathbf{t}, \mathbf{t}(j, c)} = 0$ .

Next, we proceed to prove the second claim. Without loss of generality, let  $j' = 3$ . Consider a cell  $\mathbf{t} = [0, 1] \times [0, 1] \times \times_{j=3}^p t_j$  and denote the two daughter cells after the split  $(j', c')$  at the midpoint of  $t_{j'}$  as  $\mathbf{t}'$  and  $\mathbf{t}''$ . Then it follows that

$$\begin{aligned} |\mathbb{E}(m(\mathbf{X}) \mid \mathbf{X} \in \mathbf{t}') - \mathbb{E}(m(\mathbf{X}) \mid \mathbf{X} \in \mathbf{t})| &= \frac{\sup t_{j'} - \inf t_{j'}}{4}, \\ |\mathbb{E}(m(\mathbf{X}) \mid \mathbf{X} \in \mathbf{t}'') - \mathbb{E}(m(\mathbf{X}) \mid \mathbf{X} \in \mathbf{t})| &= \frac{\sup t_{j'} - \inf t_{j'}}{4}. \end{aligned} \quad (\text{A.92})$$

Thus, we have  $(II)_{\mathbf{t}, \mathbf{t}(j', c')} = |\sup t_{j'} - \inf t_{j'}|^2 / 16 > 0$ , which gives the second claim. Consequently, we have shown that the assertion above indeed holds.

We now provide the lower bound for the approximation error using the result from the

above assertion. In light of (12), it holds that

$$\begin{aligned} & \mathbb{E}(m(\mathbf{X}) - m_{T^*}^*(\Theta'_1, \dots, \Theta'_k, \mathbf{X}))^2 \\ &= \sum_{(\mathbf{t}_1, \dots, \mathbf{t}_k) \in T^*(\Theta'_1, \dots, \Theta'_k)} \mathbb{P}(\mathbf{X} \in \mathbf{t}_k) \text{Var}(m(\mathbf{X}) \mid \mathbf{X} \in \mathbf{t}_k). \end{aligned} \quad (\text{A.93})$$

Moreover, for each cell  $\mathbf{t}$  with  $\mathbf{t} = [0, 1] \times [0, 1] \times_{j \geq 3} t_j$ , we have

$$\text{Var}(m(\mathbf{X}) \mid \mathbf{X} \in \mathbf{t}) \geq \text{Var}((X_1 - 0.5)(X_2 - 0.5)) = 144^{-1}. \quad (\text{A.94})$$

Then it follows from (A.93)–(A.94) and  $\mathbf{t}_k = [0, 1] \times [0, 1] \times t_3 \times \dots \times t_p$  for each end cell at level  $k$  due to the above assertion that

$$\mathbb{E}(m(\mathbf{X}) - m_{T^*}^*(\Theta'_1, \dots, \Theta'_k, \mathbf{X}))^2 \geq \text{Var}((X_1 - 0.5)(X_2 - 0.5)) = 144^{-1}.$$

Finally, we show the second result in Example 4. Without loss of generality, consider a cell  $\mathbf{t} = t_1 \times t_2 \times [a, b] \times t_4 \times \dots \times t_p$  for some  $0 \leq a < b \leq 1$ . From (A.92) and some simple calculations, we can see that  $(II)_{\mathbf{t}, \mathbf{t}(3, (a+b)/2)} = (b-a)^2/16 > 0$ . Observe that  $(3, (a+b)/2)$  is the midpoint of the third coordinate of  $\mathbf{t}$ . We have shown that for each cell with  $|t_j| > 0$  for some  $j \geq 3$ , it holds that  $\sup_{j,c} (II)_{\mathbf{t}, \mathbf{t}(j,c)} > 0$ .

On the other hand, let us consider a cell  $\mathbf{t} = [0, 1] \times [0, 1] \times_{j=3}^p [a, b]$  for some  $0 \leq a < b \leq 1$ . Similar calculations can be applied to show that  $\sup_{j,c} (II)_{\mathbf{t}, \mathbf{t}(3, (a+b)/2)} = (b-a)^2/16$ . Thus, by this and (A.94), we see that for each  $\alpha_1 \geq 1$ , there exists a cell  $\mathbf{t} = [0, 1] \times [0, 1] \times_{j=3}^p [a, b]$  with sufficiently small  $b-a$  such that  $\alpha_1 \sup_{j,c} (II)_{\mathbf{t}, \mathbf{t}(j,c)} < \text{Var}(m(\mathbf{X}) \mid \mathbf{X} \in \mathbf{t})$ . This concludes the proof of Example 4.

## C.7 Proof for Example 5

Let us consider a cell  $\mathbf{t} := t_1 \times \dots \times t_p$  and splits  $(j, c_j), j = 1, \dots, s$ , with  $c_j$  the midpoint of  $t_j$ . Denote by  $\mathbf{t}_j$  one of the daughter cells of  $\mathbf{t}$  after the split  $(j, c_j)$ . Some simple calculations show that

$$\begin{aligned} \text{Var}(m(\mathbf{X}) \mid \mathbf{X} \in \mathbf{t}) &= \sum_{j=1}^s \frac{(\beta_j |t_j|)^2}{12}, \\ (II)_{\mathbf{t}, \mathbf{t}_j} &= \frac{(\beta_j |t_j|)^2}{16}. \end{aligned}$$

Then for  $j^* := \arg \max_{1 \leq j \leq s} |t_j|$ , it holds that

$$\begin{aligned} & (II)_{\mathbf{t}, \mathbf{t}_{j^*}} \times 16 \times (\beta_{j^*} |t_{j^*}|)^{-2} \times s \times 12^{-1} \times \max_j |\beta_j|^2 \times \max_j |t_j|^2 \\ & \geq \text{Var}(m(\mathbf{X}) \mid \mathbf{X} \in \mathbf{t}). \end{aligned} \quad (\text{A.95})$$

Thus, from (A.95) and the definition of  $j^*$ , we can obtain that

$$\frac{4}{3}s(\min_{1 \leq j \leq s} |\beta_j|)^{-2}(\max_{1 \leq j \leq s} \beta_j^2)(II)_{\mathbf{t}, t_{j^*}} \geq \text{Var}(m(\mathbf{X}) \mid \mathbf{X} \in \mathbf{t}),$$

which completes the proof of Example 5.