

Robust Generative Adversarial Network

Shufei Zhang

University of Liverpool
Shufei.Zhang@xjtlu.edu.cn

Zhuang Qian

University of Liverpool
Kaizhu.Huang@xjtlu.edu.cn

Kaizhu Huang

University of Liverpool
Kaizhu.Huang@xjtlu.edu.cn

Jimin Xiao

University of Liverpool
Jimin.Xiao@xjtlu.edu.cn

Yuan He

Alibaba Group
heyuan.hy@alibaba-inc.com

Abstract

Generative adversarial networks (GANs) are powerful generative models, but usually suffer from instability and generalization problem which may lead to poor generations. Most existing works focus on stabilizing the training of the discriminator while ignoring the generalization properties. In this work, we aim to improve the generalization capability of GANs by promoting the local robustness within the small neighborhood of the training samples. We also prove that the robustness in small neighborhood of training sets can lead to better generalization. Particularly, we design a robust optimization framework where the generator and discriminator compete with each other in a *worst-case* setting within a small Wasserstein ball. The generator tries to map the *worst input distribution* (rather than a Gaussian distribution used in most GANs) to the real data distribution, while the discriminator attempts to distinguish the real and fake distribution *with the worst perturbation*. We have proved that our robust method can obtain a tighter generalization upper bound than traditional GANs under mild assumptions, ensuring a theoretical superiority of RGAN over GANs. A series of experiments on CIFAR-10, STL-10 and CelebA datasets indicate that our proposed robust framework can improve on five baseline GAN models substantially and consistently.

Introduction

Generative adversarial networks (GANs) (Goodfellow et al. 2014) have been enjoying much attention recently due to their great success on different tasks and datasets (Radford, Metz, and Chintala 2015; Salimans et al. 2016; Ho and Ermon 2016; Li et al. 2017). The framework of GANs can be formulated as the game between generator and discriminator. The generator tries to produce the fake distribution which approximates the real data distribution, while the discriminator attempts to distinguish the fake distribution from the real distribution. These two players compete with each other iteratively. GANs are also popular for their theoretical value (Nowozin, Cseke, and Tomioka 2016; Uehara et al. 2016; Mohamed and Lakshminarayanan 2016).

Despite the success, traditional GANs usually suffer from training instability and low generalization capability

which leads to poor generation performance. Most researches focus on how to stabilize the training of GANs (Arjovsky, Chintala, and Bottou 2017; Miyato et al. 2018; Gulrajani et al. 2017). However, the generalization property of GANs is not well understood. Several works showed that if the discriminator has poor generalization, the generator cannot learn effectively (Goodfellow et al. 2014; Arjovsky and Bottou) and are prevented from learning the target distribution which leads to poor generations (Thanh-Tung, Tran, and Venkatesh 2019). To tackle such problem, recent work (Thanh-Tung, Tran, and Venkatesh 2019) proposed gradient penalty to regularizing the discriminator for improving generalization. Differently, we attempt to analyze the generalization capability of GAN from new prospective of local robustness and improve the generalization by promoting the robustness within small neighborhood of training data. Moreover, we also provide the corresponding upper bound for generalization.

The generalization of discriminator/generator is to describe how well it performs on unseen data (Arora et al. 2017a; Xu and Mannor 2012a; Thanh-Tung, Tran, and Venkatesh 2019). Therefore, it can be measured by the difference between its performance on training data and the whole data space. Specifically, (Qi 2017; Xu and Mannor 2012a) directly evaluate it by the difference between loss functions on training set and the whole data set. In this paper, we use the same way to evaluate the generalization for both discriminator and generator as (Qi 2017; Xu and Mannor 2012a).

Specifically, we propose a novel method called robust generative adversarial network (RGAN) where the generator and discriminator still compete with each other iteratively, but *in a worst-case setting* with respect to all the possible distributions within a small region. Specifically, a robust optimization is designed with considering the worst distribution within a small Wasserstein ball. The generator tries to map the *worst input distribution* with respect to all the possible distributions within a small region (rather than a specific distribution as used in traditional GANs) to the real data distribution, while the discriminator attempts to distinguish the real and fake distribution *with the worst perturbation*. Under very mild assumptions, we prove that the proposed Robust

GAN attains a tighter generalization upper bound than traditional GANs, making our model theoretically more attractive. We compare our robust framework with various popular GANs (e.g., DCGAN, WGAN-GP, SNGAN, and BWSGAN) (Radford, Metz, and Chintala 2015; Adler and Lunz 2018; Miyato et al. 2018), all of which intend to control the discriminator only. We observe substantial improvements over these models consistently on all the datasets used in this paper.¹

In a nutshell, our contributions are as follows: 1) We proposed a novel robust method called robust generative adversarial network (RGAN) which ensures the better generalization than original GANs with theoretical guarantees. 2) We analyse the relationship between robustness and generalization and provide corresponding upper bound. We show that robustness in sufficient small neighborhood of training data can boost generalization. 3) The optimization procedure is simple (just inject specific perturbations) but effective. 4) Our method can be easily implemented on different frameworks and achieves consistent improvement.

Related Work

Arjovsky et al. proved that the supports of the fake and real distributions are typically disjoint on low dimensional manifolds and there is a nearly trivial discriminator which can correctly classify the real and fake data (Arjovsky, Chintala, and Bottou 2017). The loss of such discriminator converges quickly to zero which causes the vanishing gradient for generator, further leading to the instability problem. To alleviate such problem, clipping weight and gradient penalty based methods are proposed to stabilizing the discriminator. (Gulrajani et al. 2017; Miyato et al. 2018; Arjovsky, Chintala, and Bottou 2017; Roth et al. 2017; Mescheder, Geiger, and Nowozin 2018; Petzka, Fischer, and Lukovnicov 2017). Different from these works, our method aims at improving generalization of GANs.

Several works have analyzed the generalization of GANs. (Arora et al. 2017a) provided the upper bound for generalization of discriminator with neural network distance and prove that such distance ensure the better generalization than Jensen-Shannon divergence and Wasserstein distance. (Qi 2017) analyze the upper bound of generalization for both generator and discriminator of Loss-Sensitive GAN. (Arora, Risteski, and Zhang 2018) proposed to measure the generalization capability of GAN by estimating the number of modes in the model distribution. Recently, (Thanh-Tung, Tran, and Venkatesh 2019) attempted to improve the generalization with gradient penalty. However, those previous works do not consider the relationship between local robustness and generalization. Our method improve the generalization from perspective of robustness and show superior performance than methods based on gradient penalty.

¹Codes of RGAN can be downloaded in the supplementary material of the submission, which will also be publicly available after the review process.

There are also some works analyzing the relationship between robustness and generalization. (Stutz, Hein, and Schiele 2019) showed that on-manifold robustness is essentially generalization with experiments. However, the theoretical bound is not provided. (Xu and Mannor 2012a) state the relationship between robustness and generalization theoretically. The defect is that such theory is hard to apply directly. Compared with previous works, we provide the stronger theoretical relationship between robustness and generalization. We also provide the upper bound for generalization which can be directly used to compare the generalization capability of two models.

The Robust Conditional Generative Adversarial Networks has been recently proposed to improve the robustness of conditional GAN for noised data. However, this method can merely implement on conditional GAN which improves the ability of generator only to defend the noise (Chrysos, Kossaiifi, and Zafeiriou 2018). The generalization is not considered. Some other researchers also focus on the robustness of GAN to label noise (?) (Kaneko, Ushiku, and Harada 2019). In comparison, we propose a comprehensive study and focus on the model robustness of both discriminator and generator to input noise with a guaranteed tighter bound than traditional GANs.

Generative Adversarial Network

Formally, the training procedure of GAN can be formulated as:

$$\min_G \max_D S(G, D) \triangleq \mathbb{E}_{x \sim P_r} [\log D(x)] + \mathbb{E}_{\tilde{x} \sim P_g} [(1 - \log D(G(z)))] \quad (1)$$

where x and $\tilde{x} = G(z)$ are real and fake examples sampled from the real data distribution P_r and generation distribution P_g respectively. The generation distribution is defined by $G(z)$ where $z \sim P_z$ (P_z is a specific input noise distribution). The minmax problem cannot be solved directly since the expectation of the real and generation distribution is usually intractable. Therefore, an approximation problem can be defined as:

$$\min_G \max_D S_m(G, D) \triangleq \frac{1}{m} \sum_{i=1}^m [\log D(x_i)] + \frac{1}{m} \sum_{i=1}^m [(1 - \log D(G(z_i)))] \quad (2)$$

where m examples of x_i and z_i are sampled from two specific distributions P_r and P_z . The mean value of the loss is used to approximate the original problem. However, robustness is not adequately considered especially when specific distributions P_r and P_z are assumed. This may sometimes cause the instability issue and further lead to degraded generations. In this paper, to alleviate such problem, we design a distributionally robust optimization. Particularly, we consider the worst distributions (rather than a specific single distribution) so as to achieve a robust GAN.

Robust Generative Adversarial Network

In this section, we design the distributionally robust optimization and develop the novel robust framework on GANs.

Distributionally Robust Optimization

Let $d : \mathcal{X} \times \mathcal{X} \rightarrow \mathbb{R}_+$. We define $d(x, x_0)$ as the departure between x and x_0 (with $x, x_0 \in \mathcal{X}$). For distributionally robust optimization, we consider the robustness region $\mathcal{P} = \{P : W(P, P_0) \leq \rho\}$ which describes the ρ -neighborhood of the distribution P_0 under the divergence $W(\cdot, \cdot)$. Normally, $W(\cdot, \cdot)$ can be defined as the Wasserstein metric where the corresponding $d(x, x_0) = \|x - x_0\|_2^2$.² In comparison from the single distribution P_0 (typically used in traditional GANs), the robustness region $\mathcal{P} = \{P : W(P, P_0) \leq \rho\}$ can usually lead to better robustness.

The distributionally robust optimization can be formulated as (Sinha, Namkoong, and Duchi 2017):

$$\min_{\theta} \sup_{P \in \mathcal{P}} \mathbb{E}_P[l(\mathcal{X}; \theta)] \quad (3)$$

where $l(\cdot)$ is a loss function parameterized by θ . The problem of (3) is typically intractable for arbitrary ρ . We can reformulate it into its Lagrangian relaxation as follows:

$$\min_{\theta} \sup_{P \in \mathcal{P}} \{\mathbb{E}_P[l(\mathcal{X}; \theta)] - \lambda W(P, P_0)\} \quad (4)$$

where λ is the Lagrangian constant parameter.

In order to solve this problem, we present a proposition:

Proposition 0.1 *Let $l : \theta \times \mathcal{X} \rightarrow \mathbb{R}$ and $d : \mathcal{X} \times \mathcal{X} \rightarrow \mathbb{R}_+$ be continuous. Then, for any distribution P_0 and $\rho > 0$ we have*

$$\begin{aligned} \sup_{P \in \mathcal{P}} \{\mathbb{E}_P[l(\mathcal{X}; \theta)] - \lambda W(P, P_0)\} \\ = \mathbb{E}_{P_0} [\sup_{x \in \mathcal{X}} \{l(x; \theta) - \lambda d(x, x_0)\}] \end{aligned} \quad (5)$$

(Proof is provided in (Sinha, Namkoong, and Duchi 2017)).

With Proposition 0.1, we can transform (4) as follows:

$$\min_{\theta} \mathbb{E}_{P_0} \sup_{x \in \mathcal{X}} [l(x; \theta) - \lambda d(x, x_0)] \quad (6)$$

where the second term $d(x, x_0)$ is to restrict the distance between two points.

Robust Training over Generator

With the distributionally robust optimization, we first discuss how we can perform robust training over generator. The generator of traditional GANs tries to map a specific noise distribution P_z (typically a Gaussian distribution) to the image distribution P_r . The objective of generator is described as follows:

$$\min_G \frac{1}{m} \sum_{i=1}^m [\log(1 - D(G(z_i)))], \quad \text{where } z_i \sim P_z \quad (7)$$

²Though we focus on using 2-norm in this paper, other norms like 1-norm or ∞ -norm can also be used.

For improving the robustness, we consider all the possible distributions within the robustness region $\mathbb{P}_z = \{P : W(P, P_z) \leq \rho_z\}$ rather than a single specific distribution where W is defined as the Wasserstein metric measuring the distance between P and P_z . To enable feasible optimization, we further consider to minimize the upper bound of (7) for all the possible distributions within the robustness region. Namely, we tend to minimize the worst distribution within the robustness region:

$$\min_G \sup_{P \in \mathbb{P}_z} \frac{1}{m} \sum_{i=1}^m [\log(1 - D(G(z_i)))], \quad \text{where } z_i \sim P \quad (8)$$

With the similar method discussed in Section , we can also relax (8) as:

$$\min_G \max_r \frac{1}{m} \sum_{i=1}^m [\log(1 - D(G(z_i + r^i))) - \lambda_z \|r^i\|_2^2] \quad (9)$$

where $z_i \sim P_z$ and the trade-off parameter $\lambda_z > 0$.

Different from those previous methods, our method attempts to map the worst distribution (in the ρ_z -neighborhood of the original distribution P_z) to the image distribution. Intuitively, we tend to learn a good G that can even perform well on the worst-case noisy points or the most risky points. Therefore, such generator would be robust against poor input noises and might be less likely to generate the low-quality images.

Robust Training over Discriminator

In traditional GANs described by (20), the generator attempts to generate a fake distribution to approximate the real data distribution, while the discriminator tries to learn the decision boundary to separate real and fake distributions. Apparently, a discriminator with a poor robustness would inevitably mislead the training of generator. In this section, we utilize the popular adversarial learning method (Goodfellow, Shlens, and Szegedy 2014; Zhang and Wang 2019) and propose the robust optimization method to improve the discriminator's robustness both for clean and noised data.

Specifically, we define the robust regions for both the fake distribution $\mathbb{P}_g = \{P : W(P, P_g) \leq \rho_g\}$ and real distribution $\mathbb{P}_r = \{P : W(P, P_r) \leq \rho_r\}$. The generator tries to reduce the distance between the fake distribution P_g and real distribution P_r . The discriminator attempts to separate the worst distributions in \mathbb{P}_g and \mathbb{P}_r . Intuitively, the worst distributions are closer to the decision boundary (less discriminative) and they are able to guide the training of discriminator to perform well on "confusing" data points near the classification boundary (such discriminator can be more robust than original one). We can reformulate the optimization of D in (20) as the following robust version:

$$\max_D \sup_{P_1 \in \mathbb{P}_r} \frac{1}{m} \sum_{i=1}^m [\log D(x'_i)] + \sup_{P_2 \in \mathbb{P}_g} \frac{1}{m} \sum_{i=1}^m [\log(1 - D(G'(z_i)))]$$

where $z_i \sim P_z$, $x'_i \sim P_1$, and $G' \sim P_2$. Similarly, with the

Algorithm 1 Algorithm for RGAN

- 1: **Input:** size m , trade-off parameter λ , perturbation magnitude (respectively for G and D) ϵ_1, ϵ_2
 - 2: **for** number of training iterations **do**
 - 3: Sample a batch of input noise $z_i \sim P_z$ of size m , a batch of real data $x_i \sim P_r$ of size m . λ is the trade-off parameter for original objective and our objective. ϵ_1 and ϵ_2 are amplitude of perturbation for input and images respectively.
 - 4: Find the worst perturbation $\{r_{zadv}, r_{dadv1}, r_{dadv2}\}$ by maximizing the objective of generator and minimizing the objective of discriminator:
 - 5: $r_{zadv} = \arg \min_{r^i: \|r^i\|_2=1} [\log(1 - D(G(z_i + r^i))) + \lambda_z \|r^i\|_2^2]$
 - 6: $r_{dadv1} = \arg \min_{r^i: \|r^i\|_2=1} [\log D(x_i + r^i) + \lambda_d \|r^i\|_2^2]$
 - 7: $r_{dadv2} = \arg \min_{r^i: \|r^i\|_2=1} [\log(1 - D(G(z_i) + r^i)) + \lambda_d \|r^i\|_2^2]$
 - 8: Update G by descending along its stochastic gradient:
 - 9: $\nabla_{\theta_g} [\frac{1}{m} \sum_{i=1}^m [\log(1 - D(G(z_i))) + \frac{\lambda}{m} \sum_{i=1}^m [\log(1 - D(G(z_i) + \epsilon_1 r_{zadv}))]]]$
 - 10: Update D by descending along its stochastic gradient:
 - 11: $\nabla_{\theta_d} [S_m(G, D) + \frac{\lambda}{m} \sum_{i=1}^m [\log D(x_i + \epsilon_2 r_{dadv1})] + \frac{\lambda}{m} \sum_{i=1}^m [\log(1 - D(G(z_i) + \epsilon_2 r_{dadv2}))]]]$
 - 12: **end for**
-

method discussed in Section , we can relax this problem as:

$$\begin{aligned} \max_D \min_{r_1, r_2} \frac{1}{m} \sum_{i=1}^m [\log D(x_i + r_1^i)] \\ + \frac{1}{m} \sum_{i=1}^m [\log(1 - D(G(z_i) + r_2^i))] \\ + \frac{\lambda_d}{m} \sum_{i=1}^m [\|r_1^i\|_2^2 + \|r_2^i\|_2^2] \end{aligned} \quad (10)$$

with $z_i \sim P_z, \quad x_i \sim P_r$

Here $r_1 = \{r_1^i\}_{i=1}^m$ is the set of small perturbations for the points sampled from real distribution P_d which try to make the real distribution closer to the fake distribution. $r_2 = \{r_2^i\}_{i=1}^m$ tries to make the fake distribution closer to the real one. Intuitively, these perturbations try to enhance the difficulty of the classification task for discriminator by making the real and fake data less distinguishable. A discriminator trained with the difficult tasks would tend to be robust in practice. This has been proved theoretically in the next section.

Overall Optimization

We now integrate the robust training of generator and discriminator into a single framework:

$$\begin{aligned} \min_G \max_D V(G, D) \triangleq (1 - \lambda)S(G, D) \\ + \sup_{P: W(P, P_r) \leq \rho_r} \lambda \mathbb{E}_{x \sim P} [\log D(x)] \\ + \sup_{P: W(P, P_g) \leq \rho_g} \lambda \mathbb{E}_{G' \sim P} [(1 - \log D(G'(z)))] \end{aligned} \quad (11)$$

where $G'(z_i) = G(z_i) + r_2^i$ and $z_i \sim p_z^\lambda$. p_z^λ is the mixture distribution defined by $p_z^\lambda = (1 - \lambda)p_z +$

$\lambda p'_z$ and p'_z is the worst distribution defined by $p'_z = \arg \max_{P: W(P, P_z) \leq \rho_z} \mathbb{E}_{x \sim P} [1 - \log D(G(x))]$. r_2^i is an arbitrary perturbation. It is noted that we also combine the original GAN into the framework, allowing a more flexible training. The specific algorithm can be seen in Algorithm 1:

Theoretical Analysis

In this section, we provide theoretical analysis for the RGAN while leaving the proof details in the complementary material due to the space limitation. We will show that our proposed robust method RGAN can attain a tighter generalizability upper bound than traditional GANs under reasonable mild assumptions, ensuring a theoretical superiority of RGAN over GANs. The main theorems are described in Theorem 0.4 and Theorem 0.5. Before this, we first set out some preliminary lemmas.

Lemma 0.2 For an arbitrary fixed G , the optimal D of the game associated with RGAN (defined by the utility function $V(G, D)$ in (21)) is: $D_G^*(x) = \frac{p_r^\lambda(x)}{p_r^\lambda(x) + p_g^\lambda(x)}$ where $p_r^\lambda(x) = (1 - \lambda)p_r + \lambda p'_r$ is the mixture distribution for real data with $\lambda \in [0, 1]$, p'_r is the worst distribution defined by $p'_r = \arg \min_{P: W(P, P_r) \leq \rho_r} \mathbb{E}_{x \sim P} [\log D(x)]$, and $p_g^\lambda(x) = (1 - \lambda)p_g + \lambda p'_g$ is the mixture distribution for fake data. The worst distribution p'_g is defined by $p'_g = \arg \min_{P: W(P, P_g) \leq \rho_g} \mathbb{E}_{G' \sim P} [1 - \log D(G'(z))]$.

Lemma 0.3 When the optimum discriminator D^* is achieved, the utility function of RGAN defined by $V(G, D)$ in (21) reaches the global minimum if and only if $p_g^\lambda(x) = p_r^\lambda(x)$.

The min-max problem of (21) is computationally intractable due to the expectations over real and fake distributions. An alternate way is to approximate the original problem with the empirical average of finite examples:

$$\begin{aligned} \min_G \max_D V_m(G, D) \triangleq (1 - \lambda)S_m(G, D) \\ + \frac{\lambda}{m} \sum_{i=1}^m [\log D(x'_i)] + \frac{\lambda}{m} \sum_{i=1}^m [(1 - \log D(G'(z_i)))] \end{aligned} \quad (12)$$

where $x'_i \sim p'_r$, $G' \sim p'_g$ and $z_i \sim p_z^\lambda$. p_z^λ is the mixture distribution defined by $p_z^\lambda = (1 - \lambda)p_z + \lambda p'_z$ and p'_z is the worst distribution defined by $p'_z = \arg \max_{P: W(P, P_z) \leq \rho_z} \mathbb{E}_{x \sim P} [1 - \log D(G(x))]$.

We now provide the analysis for the generalizability of the discriminator in Theorem 0.4. The generalizability of the discriminator in our RGAN is defined in a way similar to that in (Qi 2017)(Arora et al. 2017b), which describe how fast the difference $|V_m^\theta - V^\theta|$ converges, where $V^\theta = \max_D V(G^*, D)$ and $V_m^\theta = \max_D V_m(G^*, D)$. Similarly, the generalizability of the discriminator in the original GAN is defined by $|W_m^\theta - W^\theta|$, where $W^\theta = \max_D S(G^*, D)$ and $W_m^\theta = \max_D S_m(G^*, D)$. First, we give some definitions:

Definition 0.1 Algorithm \mathcal{A} is $(K, \epsilon(S))$ -robust, if data manifold \mathcal{Z} can be partitioned into K disjoint sets, denoted as $\{C_i\}_{i=1}^K$, such that $\forall s \in S$,

$$s, z \in C_i \implies |l(\mathcal{A}_s, s) - l(\mathcal{A}_s, z)| \leq \epsilon(S) \quad (13)$$

where $l(\cdot)$ is the loss function and S is the training set.

Definition 0.2 Algorithm \mathcal{A} is (ϵ, S, σ) adversarial robust, if within the ϵ -neighborhood of training set S , we have

$$\max_{s_a, s_b \in S, s'_b \in B(s_b, \epsilon)} |l(\mathcal{A}, s_a, y_{s_a}) - l(\mathcal{A}, s_b, y_{s_b})| \leq \sigma \quad (14)$$

where y_{s_b} and y_{s_a} are labels of training samples s_a and s_b . s'_b is a perturbed sample in the region $B(s_b, \epsilon)$.

Theorem 0.4 If the training set S_d for discriminator consists of n i.i.d samples, the discriminator of RGAN D_r and the original GAN D_{org} are both $(K, \epsilon(S_d))$ robust, D_r is $(\epsilon, S_d, \sigma_r)$ adversarial robust, and D_{org} is $(\epsilon, S_d, \sigma_{org})$ adversarial robust, then, for any $\delta > 0$ and small enough ϵ , with the probability at least $1 - \delta$, we have

$$\begin{aligned} |V_m^\theta - V^\theta| &\leq \gamma_1 \sigma_r + (1 - \gamma_1) \epsilon(S_d) + M \sqrt{\frac{2K \ln 2 + 2 \ln \frac{1}{\delta}}{n}} \\ |W_m^\theta - W^\theta| &\leq \gamma_2 \sigma_{org} + (1 - \gamma_2) \epsilon(S_d) \\ &+ M \sqrt{\frac{2K \ln 2 + 2 \ln(1/\delta)}{n}} \end{aligned}$$

D_r obtains the tighter upper bound, i.e.:

$$\begin{aligned} \gamma_1 \sigma_r + (1 - \gamma_1) \epsilon(S_d) + M \sqrt{\frac{2K \ln 2 + 2 \ln(1/\delta)}{n}} \\ \leq \gamma_2 \sigma_{org} + (1 - \gamma_2) \epsilon(S_d) + M \sqrt{\frac{2K \ln 2 + 2 \ln(1/\delta)}{n}} \end{aligned}$$

where $\gamma_1, \gamma_2 \in [0, 1]$, which are closely related to σ_r, σ_{org} and the intersection of ϵ -neighborhood of training set $N_\epsilon = \bigcup_{s_i \in S_d} B(s_i, \epsilon)$ and data manifold \mathcal{Z} . M is the upper bound of loss of data manifold \mathcal{Z} .

Similarly, the generalizability of the generator for RGAN can be defined as the convergence of $|Q_m^\phi - Q^\phi|$, where $Q^\phi = \min_G V(G, D^*)$ and $Q_m^\phi = \min_G V_m(G, D^*)$. For original GANs, the generalizability of the generator is defined by $|U_m^\phi - U^\phi|$, where $U^\phi = \min_G S(G, D^*)$ and $U_m^\phi = \min_G S_m(G, D^*)$. We can also prove that the RGAN's generator has a tighter upper bound of the generalizability of the generator than traditional GANs.

Theorem 0.5 If the training set S_g for generator consists of n i.i.d samples, the generator of our proposed method G_r and original GAN G_{org} are $(K, \epsilon(S_g))$ robust, G_r is $(\epsilon', S_g, \sigma'_r)$ adversarial robust and G_{org} is $(\epsilon', S_g, \sigma'_{org})$ adversarial robust, then, for any $\delta > 0$ and small enough ϵ' , with the probability at least $1 - \delta$, we have

$$\begin{aligned} |Q_m^\phi - Q^\phi| &\leq \gamma'_1 \sigma'_r + (1 - \gamma'_1) \epsilon(S_g) + M' \sqrt{\frac{2K \ln 2 + 2 \ln \frac{1}{\delta}}{n}} \\ |U_m^\phi - U^\phi| &\leq \gamma'_2 \sigma'_{org} + (1 - \gamma'_2) \epsilon(S_g) + M' \sqrt{\frac{2K \ln 2 + 2 \ln \frac{1}{\delta}}{n}} \end{aligned}$$

G_r obtains the tighter upper bound, i.e.:

$$\begin{aligned} \gamma'_1 \sigma'_r + (1 - \gamma'_1) \epsilon(S_g) + M' \sqrt{\frac{2K \ln 2 + 2 \ln \frac{1}{\delta}}{n}} \\ \leq \gamma'_2 \sigma'_{org} + (1 - \gamma'_2) \epsilon(S_g) + M' \sqrt{\frac{2K \ln 2 + 2 \ln \frac{1}{\delta}}{n}} \end{aligned}$$

where $\gamma'_1, \gamma'_2 \in [0, 1]$, which are closely related to σ'_r, σ'_{org} and the intersection of ϵ' -neighborhood of the training set $N_{\epsilon'} = \bigcup_{s_i \in S_g} B(s_i, \epsilon')$ and data manifold \mathcal{Z}' . M' is the upper bound of loss of data manifold \mathcal{Z}' .

It is noted that Theorem 0.4 and 0.5 made very mild assumptions to achieve tighter bound for G and D with the notion of (ϵ, S, σ) adversarial robustness, which helps bridge model generalizability and adversarial robustness. Specifically, it describes the variation of loss by upper bound σ on the ϵ -neighborhood of training set $N_\epsilon = \bigcup_{s_i \in S_d} B(s_i, \epsilon)$. If ϵ -neighborhood N_ϵ intersects with data manifold \mathcal{Z} and the variation of loss is bounded by σ in N_ϵ , then the loss of intersection region can be also bounded by σ . Therefore, the generalizability on the intersection region can be bounded. When we set a small enough radius ϵ (as we did in practice), $B(s_i, \epsilon)$ does not contain data points with different label of s_i (for $s_i \in S$). In this case, the upper bound of our method would be guaranteed tighter than original GANs. Some works have investigated the relationship between the adversarial robustness and generalizability (Yan, Guo, and Zhang 2019). However, no exact bound has been obtained.

Experiments

We present a series of experiments in this section. First, we show that our proposed RGAN can improve the performance of different types of baseline models including WGAN-GP, DCGAN, WGAN-GP (resnet), and BWGAN. Inception score and FID are used to evaluate the quality of generations.

Quantitative Comparison

To evaluate the performance of RGAN, we follow the previous works (Gulrajani et al. 2017; Adler and Lunz 2018) on robustness and mainly conduct experiments on CIFAR-10 and STL-10. In addition to other existing popular GAN models, we focus on comparing 5 models including WGAN-GP, WGAN-GP (resnet), DCGAN, SNGAN, and BWGAN, all of which try to control the discriminator. We implemented our proposed robust strategy on these baselines and would like to check if the robust training could indeed improve the performance. The structures and settings of our method are the same as baseline models. We train WGAN-GP, DCGAN, BWGAN and our proposed RGANs with 50,000 training samples for 200,000 epochs. For WGAN-GP (resnet) and our corresponding model, 100,000 epochs appear sufficient. For each 500 epochs, we calculate the inception score for 50,000 generated images. For training RGANs, there are three hyper-parameters λ (used to trade-off our objective and the original one), ϵ_1 and ϵ_2 . We set $\lambda = 0.1$ which was searched from $\{0.001, 0.01, 0.1, 0.5, 1, 2\}$. We also set $\epsilon_1 = 0.01$ and $\epsilon_2 = 4$ which was searched from $\{0.001, 0.01, 0.1, 0.2, 0.5, 1, 2, 4, 5, 10\}$. For STL-10, we train our models and corresponding baselines with 800K training samples. The training settings keep the same as those for CIFAR-10.

We list the performance for different models in Table 1. Clearly, our proposed RGAN (which is based on WGAN-

Table 1: Generation performance of different models on CIFAR-10 and STL-10 (without feeding the label information)

Methods	Inception Score		FID	
	CIFAR-10	STL-10	CIFAR-10	STL-10
Real data	11.24 ± 0.12	26.08 ± 0.26	7.8	7.9
Weight clipping	6.41 ± 0.11	7.57 ± 0.10	42.6	64.2
Layer norm	7.19 ± 0.12	7.61 ± 0.12	33.9	75.6
Weight norm	6.84 ± 0.07	7.16 ± 0.10	34.7	73.4
Orthonormal	7.40 ± 0.12	8.56 ± 0.07	29.0	46.7
ALI (Warde-Farley and Bengio 2016)	5.34 ± 0.05			
BEGAN (Berthelot, Schumm, and Metz 2017)	5.62			
DCGAN (Radford, Metz, and Chintala 2015)	5.77 ± 0.02	7.36 ± 0.06	42.18	53.23
Improved GAN (-L+HA) (Salimans et al. 2016)	6.86 ± 0.06			
EGAN-Ent-V1 (Dai et al. 2017)	7.07 ± 0.10			
DFM (Warde-Farley and Bengio 2016)	7.72 ± 0.13			
CT GAN (Wei et al. 2018)	8.12 ± 0.12			
SNGAN (Miyato et al. 2018)	8.22 ± 0.05	9.10 ± 0.04	21.70	40.10
BWGAN (Adler and Lunz 2018)	8.08 ± 0.05		25.67	
WGAN-GP-res (Gulrajani et al. 2017)	7.76	9.06 ± 0.03	22.19	42.60
RGAN (WGAN-GP-res)	8.25 ± 0.1	9.16 ± 0.02	19.79	39.62

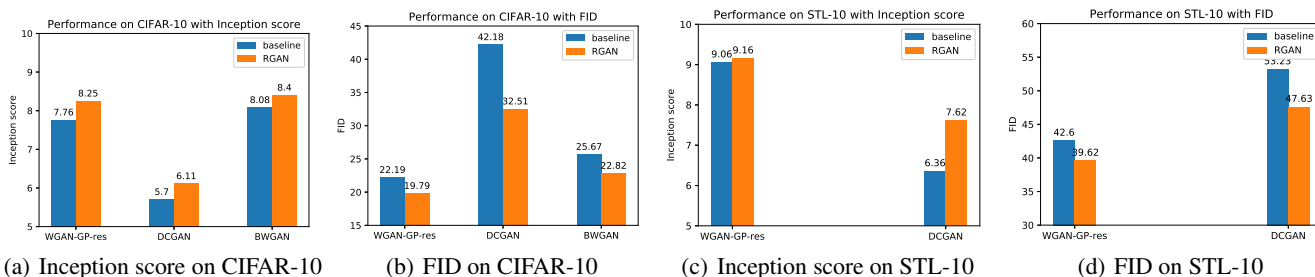


Figure 1: Performance (Inception score: the bigger the better, and FID: the lower the better) of different baselines (blue bars) and corresponding RGANs (orange bar). Our methods consistently perform better than baselines on different datasets and criteria.²

Table 2: Performance of conditional models on CIFAR-10 (with feeding the label information)

Methods	Inception Score	FID
Real data	11.24 ± 0.12	26.08 ± 0.26
DCGAN	6.58	
AC-GAN	8.25 ± 0.07	
SGAN-no-joint	8.37 ± 0.08	
WGAN-GP-res	8.29 ± 0.10	19.5
SNGAN	8.37 ± 0.14	19.2
RGAN (SNGAN)	8.65 ± 0.13	17.2

GP-res) achieves the best result among all the methods in terms of both the criteria, i.e., Inception Score and FID. In order to check if the proposed robust strategy can indeed improve over different baselines, we also detail the performance in Fig. 1 where we plot the bar charts for different baseline models and their robust version with RGAN on two datasets (CIFAR-10 and STL-10).³ It is noted that the robust

strategy can consistently improve the baselines on the two datasets in terms of both the criteria. In addition, we also show the convergence curves in Figure 2. Clearly, when our robust strategy is applied on the baseline GANs, an obvious increase of the inception scores can be observed (though the convergence speed is similar to that of baseline models).

We also check if our robust strategy can boost the performance of the conditional versions of various GANs by taking CIFAR-10 as one illustrative example when the class or label information can be feeding in training. These results are reported in Table 2 where SNGAN was adopted as the baseline to implement RGAN. Evidently, the RGAN again demonstrates the highest performance, significantly better than the other models.

Ablation and Sensitivity Analysis

We conduct the ablation and sensitivity analysis in this subsection. Specifically, we experiment on CIFAR-10 with robust training over generator only, robust training over discriminator only, and robust training over both the generator

ments. For fair comparison, we did not report the performance when BWGAN is used as the baseline in STL-10.

³BWGAN appears not to converge in STL-10 in our experi-

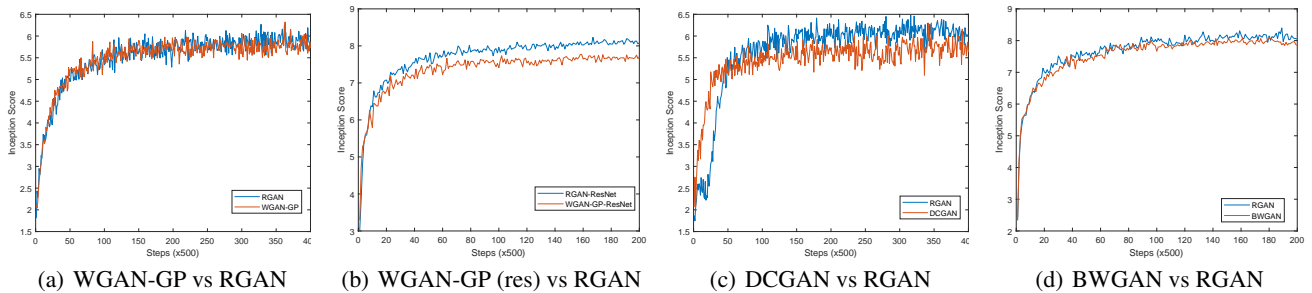


Figure 2: Inception score versus training step. Each subfigure shows the comparison between a different baseline model (blue curve) and its corresponding robust version (by applying the RGAN strategies, red curve). Robust GANs consistently achieve much better performance though they converge in a similar speed to baseline models.

Table 3: Ablation analysis for RGAN on different baselines on CIFAR-10.

	WGAN-GP	WGAN-GP (res)	DCGAN	BWGAN
Baseline (without robust training)	5.77 ± 0.02	7.76 ± 0.13	5.70 ± 0.05	8.08
Baseline (with random noise)	5.82 ± 0.02	7.75 ± 0.11	5.76 ± 0.06	8.03
Robust training on generator only	5.89 ± 0.02	7.86 ± 0.13	5.80 ± 0.02	8.11
Robust training on discriminator only	5.87 ± 0.03	8.01 ± 0.11	6.02 ± 0.02	8.23
Robust training on generator & discriminator	5.91 ± 0.02	8.25 ± 0.10	6.11 ± 0.02	8.40

and discriminator, trying to see if a robust training is necessary on both generator and discriminator. The results are listed in Table 3. As observed, robust training on either generator or discriminator can consistently improve the performance of all baseline models, while a joint robust training on both generator and discriminator can further boost the performance. We also experiment the baseline models which were injected with random Gaussian input noise on both discriminator and generator (at the same level of noise magnitude as used in RGAN). Though marginal improvement can be observed after noise injections, our robust training on either generator or discriminator or both shows consistently better performance. It is interesting to note that robust training on discriminator only could lead to more performance gain than on generator only, implying that a robust discriminator may be more important. This would be investigated as future work.

In addition, taking again CIFAR-10 as one illustrative dataset, we also show that our proposed robust method can perform robust on some potential input noise which might lead to poor generations (input noise sampled from the worst input distribution). Specifically, we generate 50,000 images with RGAN and various baseline models from the original distribution and worst distribution for five times. Then, we compute the inception score and their corresponding standard deviation. The results are showed in Fig. 3. As observed, without the robust training, those baseline models perform consistently worst in the case of the worst noises input than that of the original input noises. This shows that the traditional GANs may not be robust and may lead to worse performance in case of certain poor input noise. In comparison, when the robust training is implemented, RGAN leads to similar performance even if the worst input noise is given.

Finally, we examine in Fig. 4 how the performance of

RGAN would vary versus the two parameters ϵ_1 and ϵ_2 (see Algorithm 1) (used to control the perturbation magnitude in robust training) on CIFAR-10. Clearly, RGAN appears more sensitive to the perturbation magnitude ϵ_2 in discriminator, while it is less sensitive to the perturbation ϵ_1 in generator.

Visualization

We present visualization results to compare various methods qualitatively on CIFAR-10 and CelebA. We first present a series of visualization trying to understand visually why the robust GAN could lead to better performance than the traditional GANs. To this end, we sample 500 data points from the original input distribution and worst input distribution respectively. We then plot the 2-dimensional T-SNE embedding of these points. We also would like to plot the real data distribution and the generated data from the traditional GAN as well as our robust GAN. For clarity, we take WGAN-GP as one example but we should bear in mind that the conclusion is basically the same for other traditional GANs like DCGAN. These plots are made in Figure 5 where one can inspect the meaning of each subfigure in the caption. We highlight some remarks as follows. First, Figure 5(a) indicates that the worst distribution covers wider range of areas, especially low density areas of the original distribution; this might cause poor generations since the worst input noise distribution is significantly different from the original input noise. Second, (b) shows that the worst real distribution (red) actually looks much similar to the worst generation distribution. It may be more robust and meaningful to minimize in the worst-case setting the departure of the real data distribution and the fake data distribution, which is conducted in our RGAN. Third, (c) shows that the real data distribution varies largely from the generated data points obtained by traditional GANs, indicating the poor generalization of the

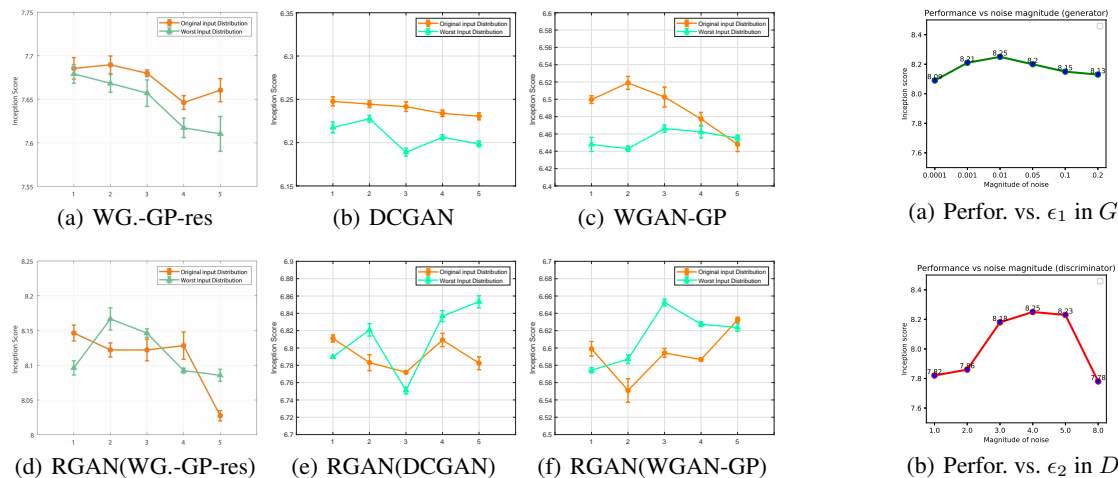


Figure 3: Inception score of baselines and RGANs on both the original input noise and the worst input noise on CIFAR-10. Performance of baselines are almost consistently degraded (RGAN) vs. perturbation in the worst input noise (compared from the original input noise), while their robust versions (trained with RGAN) perform similar and stable for both worst and original input noise.

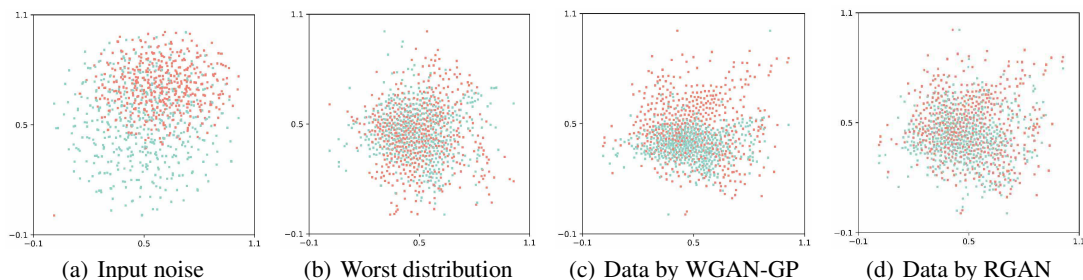


Figure 4: Inception score magnitude of noise for G and D on CIFAR-10. Figure 5: Visualization and T-SNE embedding on CIFAR-10. (a): Red and blue points are the input noise sampled respectively from the original Gaussian distribution and the worst distribution. The worst distribution covers a wider range of area, especially low density area of original distribution which might cause poor generation. (b): The worst real distribution (red) and worst generation distribution (blue). It is noted that the worst data distributions are more similar to each other which are more difficult to be classified. (c): Red and blue points are images sampled from real distribution, and generated by WGAN-GP respectively. (d): Red points are sampled from real distribution, and blue points are generated by RGAN. The data distribution generated by RGAN is apparently closer to the real distribution.

traditional GAN; in comparison, with a robust optimization in the worst-case setting, (d) demonstrates that the generated data look very close to the real data.

To clearly examine the visual quality, we demonstrate some images generated by WGAN-GP, DCGAN and their corresponding RGANs on the CelebA dataset. These generated images are shown in complementary file for saving the space. General observations indicate that the existing GANs may sometimes lead to very bad generations. In comparison, with the robust training under the worst-case distribution, such very bad examples can hardly be seen in RGAN. This clearly demonstrates the advantages of the proposed model.

Conclusion

In this paper, we consider the generalization issue of GANs and propose a robust generative adversarial network model

(RGAN). We have designed a robust optimization framework where the generator and discriminator compete with each other in a worst-case setting. The generator tries to map *the worst input distribution* (rather than a specific input distribution) to real data distribution, while the discriminator attempts to distinguish the real and fake distribution *with the worst perturbation*. We have provided theories showing that better generalization of the new robust framework can be guaranteed against traditional GANs. We also have conducted extensive experiments on CIFAR-10, STL-10 and CelebA datasets with two criteria (Inception score and FID) indicating that our proposed robust framework can improve consistently on several baseline GAN models.

References

- [Adler and Lunz 2018] Adler, J., and Lunz, S. 2018. Banach wasserstein gan. In *Advances in Neural Information Processing Systems*, 6754–6763.
- [Arjovsky and Bottou] Arjovsky, M., and Bottou, L. Towards principled methods for training generative adversarial networks. arXiv 2017. *arXiv preprint arXiv:1701.04862*.
- [Arjovsky, Chintala, and Bottou 2017] Arjovsky, M.; Chintala, S.; and Bottou, L. 2017. Wasserstein generative adversarial networks. In *International Conference on Machine Learning*, 214–223.
- [Arora et al. 2017a] Arora, S.; Ge, R.; Liang, Y.; Ma, T.; and Zhang, Y. 2017a. Generalization and equilibrium in generative adversarial nets (gans). In *Proceedings of the 34th International Conference on Machine Learning-Volume 70*, 224–232. JMLR. org.
- [Arora et al. 2017b] Arora, S.; Ge, R.; Liang, Y.; Ma, T.; and Zhang, Y. 2017b. Generalization and equilibrium in generative adversarial nets (gans). In *Proceedings of the 34th International Conference on Machine Learning-Volume 70*, 224–232. JMLR. org.
- [Arora, Risteski, and Zhang 2018] Arora, S.; Risteski, A.; and Zhang, Y. 2018. Do gans learn the distribution? some theory and empirics.
- [Berthelot, Schumm, and Metz 2017] Berthelot, D.; Schumm, T.; and Metz, L. 2017. Began: Boundary equilibrium generative adversarial networks. *arXiv preprint arXiv:1703.10717*.
- [Chongxuan et al. 2017] Chongxuan, L.; Xu, T.; Zhu, J.; and Zhang, B. 2017. Triple generative adversarial nets. In *Advances in neural information processing systems*, 4088–4098.
- [Chrysos, Kossaiji, and Zafeiriou 2018] Chrysos, G. G.; Kossaiji, J.; and Zafeiriou, S. 2018. Robust conditional generative adversarial networks. *arXiv preprint arXiv:1805.08657*.
- [Dai et al. 2017] Dai, Z.; Almahairi, A.; Bachman, P.; Hovy, E.; and Courville, A. 2017. Calibrating energy-based generative adversarial networks. *arXiv preprint arXiv:1702.01691*.
- [Goodfellow et al. 2014] Goodfellow, I.; Pouget-Abadie, J.; Mirza, M.; Xu, B.; Warde-Farley, D.; Ozair, S.; Courville, A.; and Bengio, Y. 2014. Generative adversarial nets. In *Advances in neural information processing systems*, 2672–2680.
- [Goodfellow, Shlens, and Szegedy 2014] Goodfellow, I. J.; Shlens, J.; and Szegedy, C. 2014. Explaining and harnessing adversarial examples. *arXiv:1412.6572*.
- [Gulrajani et al. 2017] Gulrajani, I.; Ahmed, F.; Arjovsky, M.; Dumoulin, V.; and Courville, A. C. 2017. Improved training of wasserstein gans. In *Advances in Neural Information Processing Systems*, 5767–5777.
- [Ho and Ermon 2016] Ho, J., and Ermon, S. 2016. Generative adversarial imitation learning. In *Advances in Neural Information Processing Systems*, 4565–4573.
- [Kaneko, Ushiku, and Harada 2019] Kaneko, T.; Ushiku, Y.; and Harada, T. 2019. Label-noise robust generative adversarial networks. In *Proceedings of the IEEE Conference on Computer Vision and Pattern Recognition*, 2467–2476.
- [Li et al. 2017] Li, J.; Monroe, W.; Shi, T.; Jean, S.; Ritter, A.; and Jurafsky, D. 2017. Adversarial learning for neural dialogue generation. *arXiv preprint arXiv:1701.06547*.
- [Mescheder, Geiger, and Nowozin 2018] Mescheder, L.; Geiger, A.; and Nowozin, S. 2018. Which training methods for gans do actually converge? *arXiv preprint arXiv:1801.04406*.
- [Miyato et al. 2018] Miyato, T.; Kataoka, T.; Koyama, M.; and Yoshida, Y. 2018. Spectral normalization for generative adversarial networks. *arXiv preprint arXiv:1802.05957*.
- [Mohamed and Lakshminarayanan 2016] Mohamed, S., and Lakshminarayanan, B. 2016. Learning in implicit generative models. *arXiv preprint arXiv:1610.03483*.
- [Nowozin, Cseke, and Tomioka 2016] Nowozin, S.; Cseke, B.; and Tomioka, R. 2016. f-gan: Training generative neural samplers using variational divergence minimization. In *Advances in neural information processing systems*, 271–279.
- [Petzka, Fischer, and Lukovnicov 2017] Petzka, H.; Fischer, A.; and Lukovnicov, D. 2017. On the regularization of wasserstein gans. *arXiv preprint arXiv:1709.08894*.
- [Qi 2017] Qi, G.-J. 2017. Loss-sensitive generative adversarial networks on lipschitz densities. *arXiv preprint arXiv:1701.06264*.
- [Radford, Metz, and Chintala 2015] Radford, A.; Metz, L.; and Chintala, S. 2015. Unsupervised representation learning with deep convolutional generative adversarial networks. *arXiv preprint arXiv:1511.06434*.
- [Roth et al. 2017] Roth, K.; Lucchi, A.; Nowozin, S.; and Hofmann, T. 2017. Stabilizing training of generative adversarial networks through regularization. In *Advances in neural information processing systems*, 2018–2028.
- [Salimans et al. 2016] Salimans, T.; Goodfellow, I.; Zaremba, W.; Cheung, V.; Radford, A.; and Chen, X. 2016. Improved techniques for training gans. In *Advances in neural information processing systems*, 2234–2242.
- [Sinha, Namkoong, and Duchi 2017] Sinha, A.; Namkoong, H.; and Duchi, J. 2017. Certifying some distributional robustness with principled adversarial training. *arXiv preprint arXiv:1710.10571*.
- [Stutz, Hein, and Schiele 2019] Stutz, D.; Hein, M.; and Schiele, B. 2019. Disentangling adversarial robustness and generalization. In *Proceedings of the IEEE Conference on Computer Vision and Pattern Recognition*, 6976–6987.
- [Thanh-Tung, Tran, and Venkatesh 2019] Thanh-Tung, H.; Tran, T.; and Venkatesh, S. 2019. Improving generalization and stability of generative adversarial networks. *arXiv preprint arXiv:1902.03984*.
- [Thekumparampil et al. 2018] Thekumparampil, K. K.; Khetan, A.; Lin, Z.; and Oh, S. 2018. Robustness of conditional gans to noisy labels. In *Advances in Neural Information Processing Systems*, 10271–10282.

[Uehara et al. 2016] Uehara, M.; Sato, I.; Suzuki, M.; Nakayama, K.; and Matsuo, Y. 2016. Generative adversarial nets from a density ratio estimation perspective. *arXiv preprint arXiv:1610.02920*.

[Van and Wellner 2000] Van, der Vaart, A. W., and Wellner, J. A. 2000. *Weak Convergence and Empirical Processes*. Springer.

[Warde-Farley and Bengio 2016] Warde-Farley, D., and Bengio, Y. 2016. Improving generative adversarial networks with denoising feature matching.

[Wei et al. 2018] Wei, X.; Gong, B.; Liu, Z.; Lu, W.; and Wang, L. 2018. Improving the improved training of wasserstein gans: A consistency term and its dual effect. *arXiv preprint arXiv:1803.01541*.

[Xu and Mannor 2012a] Xu, H., and Mannor, S. 2012a. Robustness and generalization. *Machine learning* 86(3):391–423.

[Xu and Mannor 2012b] Xu, H., and Mannor, S. 2012b. Robustness and generalization. *Machine learning* 86(3):391–423.

[Yan, Guo, and Zhang 2019] Yan, Z.; Guo, Y.; and Zhang, C. 2019. Adversarial margin maximization networks. *IEEE transactions on pattern analysis and machine intelligence*.

[Zhang and Wang 2019] Zhang, H., and Wang, J. 2019. Defense against adversarial attacks using feature scattering-based adversarial training. In *Advances in Neural Information Processing Systems*, 1829–1839.

Appendix

Proof for the optimal discriminator and global minimum of the utility function

Lemma 4.1 *For an arbitrary fixed G , the optimal D of the game defined by the utility function $V(G, D)$ is:*

$$D_G^*(x) = \frac{p_r^\lambda(x)}{p_r^\lambda(x) + p_g^\lambda(x)} \quad (15)$$

where $p_r^\lambda(x) = (1 - \lambda)p_r + \lambda p'_r$ is the mixture distribution for real data with $\lambda \in [0, 1]$. p'_r is the worst distribution defined by $p'_r = \arg \min_{P:W(P, P_r) \leq \rho_r} \mathbb{E}_{x \sim P}[\log D(x)]$. $p_g^\lambda(x) = (1 - \lambda)p_g + \lambda p'_g$ is the mixture distribution for fake data. The worst distribution p'_g is defined by $p'_g = \arg \min_{P:W(P, P_g) \leq \rho_g} \mathbb{E}_{G' \sim P}[1 - \log D(G'(z))]$.

Proof: Given the discriminator D and generator G ,

the utility function can be rewritten as

$$\begin{aligned} V(G, D) &\triangleq (1 - \lambda)[\mathbb{E}_{x \sim P_r}[\log D(x)] \\ &\quad + \mathbb{E}_{G \sim P_g}[(1 - \log D(G(z_i)))] \\ &\quad + \sup_{P:W(P, P_r) \leq \rho_r} \lambda \mathbb{E}_{x \sim P}[\log D(x)] \\ &\quad + \sup_{P:W(P, P_g) \leq \rho_g} \lambda \mathbb{E}_{G' \sim P}[(1 - \log D(G'(z)))] \\ &= (1 - \lambda) \int p_r(x) \log(D(x)) dx \\ &\quad + (1 - \lambda) \int p_g(x) \log(1 - D(x)) dx \\ &\quad + \lambda \int p'_r(x) \log(D(x)) dx \\ &\quad + \lambda \int p'_g(x) \log(1 - D(x)) dx \\ &= \int p_r^\lambda(x) \log(D(x)) dx \\ &\quad + \int p_g^\lambda(x) \log(1 - D(x)) dx \end{aligned} \quad (16)$$

where $G'(z_i) = G(z_i) + r_2^i$ and $z_i \sim P_z$. r_2^i is an arbitrary perturbation. Then, it is easy to prove that the optimal D is achieved at $D_G^*(x) = \frac{p_r^\lambda(x)}{p_r^\lambda(x) + p_g^\lambda(x)}$. ■

Lemma 4.2 *When the optimum discriminator D^* is achieved, the utility function reaches the global minimum if and only if $p_g^\lambda(x) = p_r^\lambda(x)$.*

Proof: Given the optimal D^* , we can reformulate the function $V(G, D)$ as follows:

$$\begin{aligned}
V(G, D^*) &= \int p_r^\lambda(x) \log\left(\frac{p_r^\lambda(x)}{p_r^\lambda(x) + p_g^\lambda(x)}\right) dx \\
&+ \int p_g^\lambda(x) \log\left(\frac{p_g^\lambda(x)}{p_r^\lambda(x) + p_g^\lambda(x)}\right) dx \\
&= \int p_r^\lambda(x) \log\left(\frac{p_r^\lambda(x)}{(p_r^\lambda(x) + p_g^\lambda(x))/2}\right) dx \\
&+ \int p_g^\lambda(x) \log\left(\frac{p_g^\lambda(x)}{(p_r^\lambda(x) + p_g^\lambda(x))/2}\right) dx - 2\log 2 \\
&= -2\log 2 + KL(p_r^\lambda(x) || (p_r^\lambda(x) + p_g^\lambda(x))/2) \\
&+ KL(p_g^\lambda(x) || (p_r^\lambda(x) + p_g^\lambda(x))/2)
\end{aligned} \tag{17}$$

Then, $V(G, D^*)$ can be rewritten as:

$$V(G, D^*) = -2\log 2 + 2JSD(p_r^\lambda(x) || p_g^\lambda(x)) \tag{18}$$

where JSD is the Jensen-Shannon divergence. $JSD(p_r^\lambda(x) || p_g^\lambda(x))$ is always non-negative and its unique optimum is achieved if and only if $p_r^\lambda(x) = p_g^\lambda(x)$. ■

Proof for the generalizability upper bound of RGAN and original GAN

In this section, we focus on proving that the generalizability upper bound of the discriminator in RGAN is tighter than that in traditional GANs. We will omit the proof for the generator, since its proof is almost the same as that of the discriminator.

Before we prove the theory, we first introduce the objectives of the RGAN and the original GAN as well as some definitions.

Formally, the training procedure of the original GAN can be formulated as:

$$\begin{aligned}
\min_G \max_D S(G, D) &\triangleq \mathbb{E}_{x \sim P_r} [\log D(x)] \\
&+ \mathbb{E}_{\tilde{x} \sim P_g} [(1 - \log D(G(z)))]
\end{aligned} \tag{19}$$

where x and $\tilde{x} = G(z)$ are real and fake examples sampled from the real data distribution P_r and generation distribution P_g respectively. The generation distribution is defined by $G(z)$ where $z \sim P_z$ (P_z is a specific input noise distribution). The minmax problem cannot be solved directly since the expectation of the real and generation distribution is usually intractable. Therefore, an approximation problem can be defined as:

$$\begin{aligned}
\min_G \max_D S_n(G, D) &\triangleq \frac{1}{n} \sum_{i=1}^n [\log D(x_i)] \\
&+ \frac{1}{n} \sum_{i=1}^n [(1 - \log D(G(z_i)))]
\end{aligned} \tag{20}$$

where n examples of x_i and z_i are sampled from two specific distributions P_r and P_z .⁴ The mean value of the loss is used to approximate the original problem.

On the other hand, the objective of RGAN is formulated as:

$$\begin{aligned}
\min_G \max_D V(G, D) &\triangleq (1 - \lambda)S(G, D) \\
&+ \sup_{P:W(P, P_r) \leq \rho_r} \lambda \mathbb{E}_{x \sim P} [\log D(x)] \\
&+ \sup_{P:W(P, P_g) \leq \rho_g} \lambda \mathbb{E}_{G' \sim P} [(1 - \log D(G'(z)))]
\end{aligned} \tag{21}$$

where $G'(z_i) = G(z_i) + r_2^i$ and $z_i \sim p_z^\lambda$. p_z^λ is the mixture distribution defined by $p_z^\lambda = (1 - \lambda)p_z + \lambda p'_z$ and p'_z is the worst distribution defined by $p'_z = \arg \max_{P:W(P, P_z) \leq \rho_z} \mathbb{E}_{x \sim P} [1 - \log D(G(x))]$. r_2^i is an arbitrary perturbation. Again, the min-max problem of (21) is computationally intractable due to the expectations over real and fake distributions. An alternate way is to approximate the original problem with the empirical average of finite examples:

$$\begin{aligned}
\min_G \max_D V_n(G, D) &\triangleq (1 - \lambda)S_n(G, D) \\
&+ \frac{\lambda}{n} \sum_{i=1}^n [\log D(x'_i)] \\
&+ \frac{\lambda}{n} \sum_{i=1}^n [(1 - \log D(G'(z_i)))]
\end{aligned} \tag{22}$$

where $x'_i \sim p'_r$, $G' \sim p'_g$ and $z_i \sim p_z^\lambda$. p_z^λ is the mixture distribution defined by $p_z^\lambda = (1 - \lambda)p_z + \lambda p'_z$ and p'_z is the worst distribution defined by $p'_z = \arg \max_{P:W(P, P_z) \leq \rho_z} \mathbb{E}_{x \sim P} [1 - \log D(G(x))]$.

Definition 0.3 *Given a training set S and data manifold \mathcal{Z} , Algorithm \mathcal{A}_s is $(K, \epsilon(S))$ robust, if \mathcal{Z} can be partitioned into K disjoint sets, denoted as $\{C_i\}_{i=1}^K$, such that $\forall s \in S$,*

$$s \in C_i, z \in C_i \longrightarrow |l(\mathcal{A}_s, s, y_s) - l(\mathcal{A}_s, z, y_z)| \leq \epsilon(S) \tag{23}$$

where $l(\cdot)$ is the loss function (Xu and Mannor 2012b).

⁴ Correction: the example number should be denoted as n rather than m as defined in the original submission.

Definition 0.4 Algorithm \mathcal{A} is (ϵ, S, σ) adversarial robust, if within the ϵ -neighborhood of training set S , we have

$$\max_{s_a, s_b \in S, s'_b \in B(s_b, \epsilon)} |l(\mathcal{A}, s_a, y_{s_a}) - l(\mathcal{A}, s'_b, y_{s_b})| \leq \sigma \quad (24)$$

where y_{s_b} and y_{s_a} are labels of training samples s_a and s_b , and s'_b is a perturbed sample in the region $B(s_b, \epsilon)$.

The notion of $(K, \epsilon(S))$ robust describes that the variation of the loss function can be bounded by $\epsilon(S)$ within each of K disjoint sets on data manifold. The notion of (ϵ, S, σ) adversarial robust states that the difference between the loss of the natural example and its perturbed counterpart can be bounded by σ within the ϵ -neighborhood of the training set.

The generalizability of the discriminator in our RGAN is defined to describe how fast the difference $|V_n^\theta - V^\theta|$ converges, where $V^\theta = \max_D V(G^*, D)$ and $V_n^\theta = \max_D V_n(G^*, D)$. Similarly, the generalizability of the discriminator in the original GAN can be defined by $|W_n^\theta - W^\theta|$, where $W^\theta = \max_D S(G^*, D)$ and $W_n^\theta = \max_D S_n(G^*, D)$.

Theorem 4.3⁵ If the training set S_d for discriminator consists of n i.i.d samples, the discriminator of RGAN D_r and the original GAN D_{org} are both $(K, \epsilon(S_d))$ robust, D_r is $(\epsilon, S_d, \sigma_r)$ adversarial robust, and D_{org} is $(\epsilon, S_d, \sigma_{org})$ adversarial robust, then, for any $\delta > 0$ and small enough ϵ , with the probability at least $1 - \delta$, we have

$$\begin{aligned} |V_n^\theta - V^\theta| &\leq \gamma_1 \sigma_r + (1 - \gamma_1) \epsilon(S_d) + M \sqrt{\frac{2K \ln 2 + 2 \ln(1/\delta)}{n}} \\ |W_n^\theta - W^\theta| &\leq \gamma_1 \sigma_{org} + (1 - \gamma_1) \epsilon(S_d) + M \sqrt{\frac{2K \ln 2 + 2 \ln(1/\delta)}{n}} \end{aligned}$$

D_r obtains the tighter upper bound than D_{org} , i.e.:

$$\begin{aligned} \gamma_1 \sigma_r + (1 - \gamma_1) \epsilon(S_d) + M \sqrt{\frac{2K \ln 2 + 2 \ln(1/\delta)}{n}} \\ \leq \gamma_1 \sigma_{org} + (1 - \gamma_1) \epsilon(S_d) + M \sqrt{\frac{2K \ln 2 + 2 \ln(1/\delta)}{n}} \end{aligned}$$

where $\gamma_1 \in [0, 1]$, which is closely related to the intersection of ϵ -neighborhood of training set $N_\epsilon = \bigcup_{s_i \in S_d} B(s_i, \epsilon)$ and data manifold \mathcal{Z} . M is the upper bound of the loss of data manifold \mathcal{Z} .

Proof: Let N_i be the set of index of points of training set $S_d = \{s_i\}_{i=1}^n$ that fall into the C_i and $(|N_1|, \dots, |N_K|)$ is an i.i.d multinomial random variable with parameters n and $(\mu(C_1), \dots, \mu(C_K))$. The following holds by the Breteganolle-Huber-Carol inequality (cf Proposition A6.6 of (Van and Wellner 2000)):

$$Pr \left\{ \sum_{i=1}^K \left| \frac{N_i}{n} - \mu(C_i) \right| \geq \lambda \right\} \leq 2^K \exp\left(\frac{-n\lambda^2}{2}\right) \quad (25)$$

Hence, with the probability at least $1 - \delta$, we have:

$$\sum_{i=1}^K \left| \frac{N_i}{n} - \mu(C_i) \right| \leq \sqrt{\frac{2K \ln 2 + 2 \ln(1/\delta)}{n}} \quad (26)$$

Since the discriminator of RGAN is $(K, \epsilon(S_d))$ robust and $(\epsilon, S_d, \sigma_r)$ adversarial robust, the upper bound of generalizability of the discriminator for RGAN can be formulated

⁵Slightly different from the main text of our submission, Theorem 4.3 and 4.4 have been minor revised here. However, the tighter bound conclusion of RGAN still stands.

as:

$$\begin{aligned}
|V_n^\theta - V^\theta| &= \left| \sum_{i=1}^K \mathbb{E}(l(D_r, z, y_z) | z \in C_i) \mu(C_i) \right. \\
&\quad - \frac{1}{n} \sum_{i=1}^n l(D_r, s_i, y_{s_i}) \\
&\leq \left| \sum_{i=1}^K \mathbb{E}(l(D_r, z, y_z) | z \in C_i) \frac{|N_i|}{n} \right. \\
&\quad - \frac{1}{n} \sum_{i=1}^n l(D_r, s_i, y_{s_i}) \\
&\quad + \left| \sum_{i=1}^K \mathbb{E}(l(D_r, z, y_z) | z \in C_i) \mu(C_i) \right. \\
&\quad - \sum_{i=1}^K \mathbb{E}(l(D_r, z, y_z) | z \in C_i) \frac{|N_i|}{n} \\
&= \left| \sum_{i=1}^K \lambda_i \mathbb{E}(l(D_r, z, y_z) | z \in C_i \cap \mathcal{N}_\epsilon) \frac{|N_i|}{n} \right. \\
&\quad + \sum_{i=1}^K (1 - \lambda_i) \mathbb{E}(l(D_r, z, y_z) | z \in C_i \cap \mathcal{N}_\epsilon^c) \frac{|N_i|}{n} \\
&\quad - \frac{1}{n} \sum_{i=1}^K \lambda_i \sum_{j \in N_i} l(D_r, s_j, y_{s_j}) \\
&\quad - \frac{1}{n} \sum_{i=1}^K (1 - \lambda_i) \sum_{j \in N_i} l(D_r, s_j, y_{s_j}) \\
&\quad + \left| \sum_{i=1}^K \mathbb{E}(l(D_r, z, y_z) | z \in C_i) \mu(C_i) \right. \\
&\quad - \sum_{i=1}^K \mathbb{E}(l(D_r, z, y_z) | z \in C_i) \frac{|N_i|}{n} \\
&\leq \left| \frac{1}{n} \sum_{i=1}^K \lambda_i \sum_{j \in N_i} \max_{z_1 \in C_i \cap \mathcal{N}_\epsilon} |l(D_r, s_j, y_{s_j}) - l(D_r, z_1, y_{z_1})| \right| \\
&\quad + \left| \frac{1}{n} \sum_{i=1}^K (1 - \lambda_i) \sum_{j \in N_i} \max_{z_2 \in C_i \cap \mathcal{N}_\epsilon^c} |l(D_r, s_j, y_{s_j}) - l(D_r, z_2, y_{z_2})| \right| \\
&\quad + \left| \max_{z \in Z} |l(D_r, z, y_z)| \sum_{i=1}^K \left| \frac{|N_i|}{n} - \mu(C_i) \right| \right| \\
&\leq \left| \frac{1}{n} \sum_{i=1}^K \lambda_i \sum_{j \in N_i} \max_{s' \in \mathcal{N}_\epsilon} |l(D_r, s_j, y_{s_j}) - l(D_r, s', y_{s'})| \right| \\
&\quad + \left| \frac{1}{n} \sum_{i=1}^K (1 - \lambda_i) \sum_{j \in N_i} \max_{z_4 \in C_i} |l(D_r, s_j, y_{s_j}) - l(D_r, z_4, y_{z_4})| \right| \\
&\quad + M \sum_{i=1}^K \left| \frac{|N_i|}{n} - \mu(C_i) \right|
\end{aligned}$$

Here λ_i represents the proportion of $C_i \cap \mathcal{N}_\epsilon$ in C_i . \mathcal{N}_ϵ^c is the complementary set of \mathcal{N}_ϵ in the whole space and ϵ is small enough so that $B(s_i, \epsilon)$ does not intersect with data manifold of different classes. In other words, all samples in $B(s_i, \epsilon)$ share the same label y_{s_i} . Moreover, D_r is $(K, \epsilon(S_d))$ robust and $(\epsilon, S_d, \sigma_r)$ adversarial robust. Then, we can further get the upper bound:

$$|V_n^\theta - V^\theta| \leq \gamma_1 \sigma_r + (1 - \gamma_1) \epsilon(S_d) + M \sqrt{\frac{2K \ln 2 + 2 \ln(1/\delta)}{n}}$$

where M is the upper bound of the loss on data Manifold \mathcal{Z} . $\gamma_1 = \sum_{i=1}^K \lambda_i \frac{|N_i|}{n}$ and $\gamma_1 \in [0, 1]$.

Similarly, the upper bound for the generalizability of discriminator of original GANs can be formulated:

$$\begin{aligned}
|W_n^\theta - W^\theta| &\leq \left| \sum_{i=1}^K \mathbb{E}(l(D_{org}, z, y_z) | z \in C_i) \frac{|N_i|}{n} \right. \\
&\quad - \frac{1}{n} \sum_{i=1}^n l(D_{org}, s_i, y_{s_i}) \\
&\quad + \left| \sum_{i=1}^K \mathbb{E}(l(D_{org}, z, y_z) | z \in C_i) \mu(C_i) \right. \\
&\quad - \sum_{i=1}^K \mathbb{E}(l(D_{org}, z, y_z) | z \in C_i) \frac{|N_i|}{n} \\
&= \left| \sum_{i=1}^K \lambda_i \mathbb{E}(l(D_{org}, z, y_z) | z \in C_i \cap \mathcal{N}_\epsilon) \frac{|N_i|}{n} \right. \\
&\quad + \sum_{i=1}^K (1 - \lambda_i) \mathbb{E}(l(D_{org}, z, y_z) | z \in C_i \cap \mathcal{N}_\epsilon^c) \frac{|N_i|}{n} \\
&\quad - \frac{1}{n} \sum_{i=1}^K \lambda_i \sum_{j \in N_i} l(D_{org}, s_j, y_{s_j}) - \frac{1}{n} \sum_{i=1}^K (1 - \lambda_i) \sum_{j \in N_i} l(D_{org}, s_j, y_{s_j}) \\
&\quad + \left| \sum_{i=1}^K \mathbb{E}(l(D_{org}, z, y_z) | z \in C_i) \mu(C_i) \right. \\
&\quad - \sum_{i=1}^K \mathbb{E}(l(D_{org}, z, y_z) | z \in C_i) \frac{|N_i|}{n} \\
&\leq \gamma_1 \sigma_{org} + (1 - \gamma_1) \epsilon(S_d) + M \sqrt{\frac{2K \ln 2 + 2 \ln(1/\delta)}{n}}
\end{aligned}$$

where γ_1 is defined the same as the above.

We can start to compare these two upper bounds. D_r tries to minimize the mixture of losses for natural and perturbed samples: $\lambda l(D, s_i, y_{s_i}) + (1 - \lambda) l(D, s'_i, y_{s'_i})$ for $s_i \in S_d$, where $s'_i = \arg \min_{s \in B(s_i, \epsilon)} l(D, s, y_{s_i})$ is the worst perturbed samples within $B(s_i, \epsilon)$. D_{org} just minimizes the loss for natural example: $l(D, s_i, y_{s_i})$. Therefore, we have $\lambda l(D_r, s_i, y_{s_i}) + (1 - \lambda) l(D_r, s'_i, y_{s'_i}) \leq \lambda l(D_{org}, s_i, y_{s_i}) + (1 - \lambda) l(D_{org}, s'_i, y_{s'_i})$ and $l(D_{org}, s_i, y_{s_i}) \leq l(D_r, s_i, y_{s_i})$. Then, it is easy to get: $l(D_r, s'_i, y_{s'_i}) \leq l(D_{org}, s'_i, y_{s'_i})$ for $s_i \in S_d$. Therefore, we have $\sigma_r \leq \sigma_{org}$.

Therefore, D_r obtains the tighter upper bound:

$$\begin{aligned} \gamma_1 \sigma_r + (1 - \gamma_1) \epsilon(S_d) + M \sqrt{\frac{2K \ln 2 + 2 \ln(1/\delta)}{n}} \\ \leq \gamma_1 \sigma_{org} + (1 - \gamma_1) \epsilon(S_d) + M \sqrt{\frac{2K \ln 2 + 2 \ln(1/\delta)}{n}} \quad \blacksquare \end{aligned}$$

Now we start to analyze the effect of ϵ on the generalizability upper bound of RGAN. When ϵ is large so that $B(s_i, \epsilon)$ contains samples with the label different from y_{s_i} , D_r tries to minimize $\lambda l(D, s_i, y_{s_i}) + (1 - \lambda) l(D, s'_i, y_{s_i})$ which enforces the prediction of s'_i to the wrong label y_{s_i} . In other words, the samples with the different label are predicted to the wrong label y_{s_i} . When ϵ is small enough that all samples within $B(s_i, \epsilon)$ share the same label y_{s_i} , the generalizability of intersection between N_ϵ and \mathcal{Z} can be bounded by σ_r . In other words, the better generalizability bound can be guaranteed by a smaller σ_r .

Similarly, the generalizability of the generator for RGAN can be defined as the convergence of $|Q_n^\phi - Q^\phi|$, where $Q^\phi = \min_G V(G, D^*)$ and $Q_n^\phi = \min_G V_n(G, D^*)$. For original GANs, the generalizability of the generator is defined by $|U_n^\phi - U^\phi|$, where $U^\phi = \min_G S(G, D^*)$ and $U_n^\phi = \min_G S_n(G, D^*)$. We can also prove that the RGAN's generator has a tighter upper bound of the generalizability than that of traditional GANs in the same way. We formulate the theory about the generator as follows but would omit its proof process.

Theorem 4.4 *If the training set S_g for the generator consists of n i.i.d samples, the generator of our proposed method G_r and original GAN G_{org} are $(K, \epsilon(S_g))$ robust, G_r is $(\epsilon', S_g, \sigma'_r)$ adversarial robust and G_{org} is $(\epsilon', S_g, \sigma'_{org})$ adversarial robust, then, for any $\delta > 0$ and small enough ϵ' , with the probability at least $1 - \delta$, we have*

$$\begin{aligned} |Q_n^\phi - Q^\phi| &\leq \gamma'_1 \sigma'_r + (1 - \gamma'_1) \epsilon(S_g) + M' \sqrt{\frac{2K \ln 2 + 2 \ln \frac{1}{\delta}}{n}} \\ |U_n^\phi - U^\phi| &\leq \gamma'_1 \sigma'_{org} + (1 - \gamma'_1) \epsilon(S_g) + M' \sqrt{\frac{2K \ln 2 + 2 \ln \frac{1}{\delta}}{n}} \end{aligned}$$

G_r obtains the tighter upper bound than G_{org} , i.e.:


$$\begin{aligned} \gamma'_1 \sigma'_r + (1 - \gamma'_1) \epsilon(S_g) + M' \sqrt{\frac{2K \ln 2 + 2 \ln \frac{1}{\delta}}{n}} \\ \leq \gamma'_1 \sigma'_{org} + (1 - \gamma'_1) \epsilon(S_g) + M' \sqrt{\frac{2K \ln 2 + 2 \ln \frac{1}{\delta}}{n}} \end{aligned}$$

where $\gamma'_1 \in [0, 1]$, which are closely related to the intersection of ϵ' -neighborhood of the training set $N_{\epsilon'} = \bigcup_{s_i \in S_g} B(s_i, \epsilon')$ and data manifold \mathcal{Z}' . M' is the upper bound of the loss of data manifold \mathcal{Z}' .


Visualization on CelebA

We have shown quantitative comparisons between our proposed model and the other competitive methods in our submission. We now show some qualitative results to examine


the different models visually. Particularly, we demonstrate some images generated by WGAN-GP, DCGAN and their corresponding RGANs on the CelebA dataset. These generated images are shown in Figure 6. As we can observe from these examples, the existing GANs may sometimes lead to very bad generations as circled in (a) and (c). In comparison, with the robust training under the worst-case distribution, such very bad examples can hardly be seen in RGAN. This demonstrates the robustness of the proposed model.




(a) WGAN-GP



(b) RGAN (WGAN-GP)



(c) DCGAN.



(d) RGAN (DCGAN)

Figure 6: Face images generated by WGAN-GP, DCGAN and the corresponding RGANs. In (a), WGAN-GP generates two obviously strange faces highlighted with red circles. In (c), several repeated low quality faces are generated by DCGAN highlighted by red circles. Our method achieves visually better and more stable results.