

Correlation-induced insulating topological phases at charge neutrality in twisted bilayer graphene

Yuan Da Liao,^{1,2} Jian Kang,³ Clara N. Breiø,⁴ Xiao Yan Xu,⁵ Han-Qing Wu,⁶
Brian M. Andersen,⁴ Rafael M. Fernandes,⁷ and Zi Yang Meng^{8,1,9}

¹*Beijing National Laboratory for Condensed Matter Physics and Institute of Physics,
Chinese Academy of Sciences, Beijing 100190, China*

²*School of Physical Sciences, University of Chinese Academy of Sciences, Beijing 100190, China*

³*School of Physical Science and Technology & Institute for Advanced Study, Soochow University, Suzhou, 215006, China*

⁴*Niels Bohr Institute, University of Copenhagen, Lyngbyvej 2, 2100 Copenhagen, Denmark*

⁵*Department of Physics, University of California at San Diego, La Jolla, California 92093, USA*

⁶*School of Physics, Sun Yat-Sen University, Guangzhou, 510275, China*

⁷*School of Physics and Astronomy, University of Minnesota, Minneapolis, MN 55455, USA*

⁸*Department of Physics and HKU-UCAS Joint Institute of Theoretical and Computational Physics,
The University of Hong Kong, Pokfulam Road, Hong Kong SAR, China*

⁹*Songshan Lake Materials Laboratory, Dongguan, Guangdong 523808, China*

(Dated: June 8, 2022)

Twisted bilayer graphene (TBG) provides a unique framework to elucidate the interplay between strong correlations and topological phenomena in two-dimensional systems. The existence of multiple electronic degrees of freedom – charge, spin, and valley – gives rise to a plethora of possible ordered states and instabilities. Identifying which of them are realized in the regime of strong correlations is fundamental to shed light on the nature of the superconducting and correlated insulating states observed in the TBG experiments. Here, we use unbiased, sign-problem-free quantum Monte Carlo simulations to solve an effective interacting lattice model for TBG at charge neutrality. Besides the usual cluster Hubbard-like repulsion, this model also contains an assisted hopping interaction that emerges due to the non-trivial topological properties of TBG. Such a non-local interaction fundamentally alters the phase diagram at charge neutrality, gapping the Dirac cones even for small values of the interaction. As the interaction strength increases, a sequence of different correlated insulating phases emerge, including a quantum valley Hall state with topological edge states, an intervalley-coherent insulator, and a valence bond solid. The charge-neutrality correlated insulating phases discovered here provide the sought-after reference states needed for a comprehensive understanding of the insulating states at integer fillings and the proximate superconducting states of TBG.

The recent discovery of correlated insulating and superconducting phases in twisted bilayer graphene (TBG) [1–3] and other moiré systems [4–7] sparked a flurry of activity to elucidate and predict the electronic quantum phases realized in their phase diagrams [8–51]. Because the low-energy bands of TBG have a very small bandwidth, of about 10 meV at the magic twist angle, the Coulomb interaction, which is of the order of 25 meV, is expected to play a fundamental role in shaping the phase diagram [1, 13, 20, 22]. Indeed, insulating states have been reported at all commensurate fillings of the moiré superlattice [10], signaling to the importance of strong correlations. Besides correlations, topological phenomena have also been reported, including a quantum anomalous Hall (QAH)

phase [52, 53].

An important issue is the nature of the quantum ground state at charge neutrality, characterized in real space by 4 electrons per moiré unit cell, and in momentum space by Dirac points at the Fermi level. Experimentally, a large charge gap characteristic of an insulating state was reported in transport measurements in Ref. [10] and in STM measurements in Ref. [11], despite no obvious alignment with the underlying hBN layer. The fact that this gap is not observed in all devices has been attributed to inhomogeneity [10]. Theoretically, because the electronic states in TBG have several degrees of freedom – spin, valley, and sublattice – various possible ground states can emerge. Indeed, Hartree-Fock calculations of the continuum model at charge neutrality found various possible phases, such as orbital-magnetization density-waves, valley polarized states, and states that spontaneously break the three-fold rotational symmetry of the moiré lattice [39, 43, 44, 54, 55]. To distinguish among these different possibilities, it is desirable to employ a method that is not only unbiased, but that can also handle strong correlations.

Large-scale quantum Monte Carlo (QMC) simulations provide an optimal tool, limited only by the finite lattice sizes. Although such a limitation makes it impossible to simulate a model with thousands of carbon atoms per moiré unit cell, it is very well suited to solve lattice models on the moiré length scale. At charge neutrality, the non-interacting part of the model has only Dirac points at the Fermi level. The crucial part of the model, however, is the interacting part, which governs the system’s behavior in the strong coupling regime. At first sight, based on the analogy with other strongly-correlated models, it would seem enough to consider a cluster Hubbard-like repulsion as the main interaction of the problem. Previously, some of us used QMC to simulate this model, which does not suffer from the infamous fermionic sign-problem [56, 57]. The result was a variety of valence-bond insulating states, which however only onset at relatively large values of the interaction U , of the order of several times the bandwidth W . Below these large values, the system remained in the Dirac semi-metal phase.

However, microscopically, the full interaction of the lattice model can be derived from projecting the screened Coulomb

repulsion on the Wannier states of TBG. The latter turn out to be quite different than in other correlated materials, as they have nodes on the sites of the moiré honeycomb superlattice and a three-peak structure that overlaps with Wannier functions centered at other sites [20–22]. Recent work has shown that this leads to the emergence of an additional and sizable non-local interaction, of the form of an assisted-hopping term [32, 48]. This new interaction ultimately arises from the fact that, in a lattice model, the symmetries of the continuum model cannot all be implemented locally, a phenomenon dubbed Wannier obstruction [22]. Therefore, the assisted-hopping interaction is not a simple perturbation, but a direct and unavoidable manifestation of the non-trivial topological properties of TBG.

In this paper, we study the impact of the assisted-hopping interaction on the ground state of TBG at charge neutrality via sign-problem-free QMC simulations. We find that such a term qualitatively changes the phase diagram, as compared to the case where only the Hubbard interaction is included. In particular, the Dirac semi-metal phase is no longer stable, but is gapped already at weak-coupling. We show that this gap is a manifestation of a quantum valley Hall (QVH) state, characterized by topological edge states. We confirm this weak-coupling result by unrestricted Hartree-Fock (HF) calculations of the same model simulated by QMC. The HF calculations, well suited for weak interactions, also show that the QVH state is a robust property of the weak-coupling regime, and is directly connected to the assisted-hopping term. As the interaction strength increases, a different type of insulating phase arises, displaying intra-valley coherence (IVC) order. This onsite IVC order breaks the spin-valley SU(4) symmetry of the interacting part of the model, resembling recently proposed ferromagnetic-like SU(4) states proposed to emerge in TBG at charge neutrality and other integer fillings [32, 43]. Upon further increasing the interaction, a columnar valence bond solid (cVBS) insulator state appears, favored by the Hubbard-like interaction [56, 57]. Importantly, the presence of the assisted-hopping term makes the QVH and IVC states accessible already for substantially smaller values of U/W , as compared to the case where there is only Hubbard repulsion. Therefore, the experimental observation of such quantum states in TBG at charge neutrality would provide strong evidence for the importance of non-local, topologically-driven interactions in this system.

Model, symmetry analysis and method

As shown in Fig. 1 (a), our model describes two valleys (orbitals) of spinful fermions on the honeycomb lattice that is dual to the triangular moiré superlattice. The Hamiltonian is given by $H = H_0 + H_\square$, with the non-interacting tight-binding term:

$$H_0 = -t \sum_{\langle ij \rangle l \sigma} \left(c_{il\sigma}^\dagger c_{jl\sigma} + \text{h.c.} \right), \quad (1)$$

where $c_{il\sigma}^\dagger$ ($c_{il\sigma}$) denotes creation (annihilation) operators of electrons at site i , valley $l = 1, 2$ with spin $\sigma = \uparrow, \downarrow$. The nearest neighbor hopping $t = 1$ and we use the bare bandwidth $W = 6t$ as the energy unit in the remainder of the paper.

While this simple band dispersion displays Dirac points at charge neutrality, it does not faithfully reflect the detailed band dispersion obtained by DFT calculations and the topological features of the bands. However, the precise form of H_0 is not expected to play a dominant role in the strong-coupling regime [32], which is our focus here. For this same reason, it is fundamental to correctly capture the effective interaction of this lattice model. Here, we consider an interaction term H_\square that contains two contributions:

$$H_\square = U \sum_{\square} (Q_\square + \alpha T_\square - 4)^2, \quad (2)$$

where U sets the overall strength of the Coulomb interaction. The two contributions in Eq. (2) consist of the cluster charge $Q_\square \equiv \sum_{j \in \square} \frac{n_j}{3}$, with $n_j = \sum_{l\sigma} c_{jl\sigma}^\dagger c_{jl\sigma}$, and the cluster assisted hopping $T_\square \equiv \sum_{j,\sigma} \left(i c_{j+1,1\sigma}^\dagger c_{j,1\sigma} - i c_{j+1,2\sigma}^\dagger c_{j,2\sigma} + \text{h.c.} \right)$. Here, the index $j = 1, \dots, 6$ sums over all six sites of the elemental hexagon in the honeycomb lattice. The pre-factor α controls the relative strength of the two interactions. Hereafter, we fix the electronic filling strictly at the charge neutrality point, where there are four electrons per hexagon once averaging over the lattice.

This form of H_\square , introduced in Ref. [32], follows from projecting the screened Coulomb interaction on the Wannier states of TBG. The cluster charge term Q_\square is analogous to the Hubbard onsite repulsion in the standard Hubbard model; the reason why it extends over the entire hexagon is because of the screening length set by the separation between the gates in a TBG device and because of the overlap between Wannier states of neighboring sites. In TBG, the Wannier wave-functions are not peaked at the honeycomb sites, but instead are extended and peaked at the centers of the three neighboring hexagons. Therefore, one single Wannier state overlaps spatially with other Wannier states on neighboring sites, leading to the cluster charging term Q_\square . On the other hand, the origin of the assisted hopping term T_\square is topological. As explained in Refs. [22, 58], there is an obstruction to construct fully symmetric Wannier states for the isolated nearly-flat bands if one attempts to extend the symmetries of the continuum model of TBG to a lattice model. However, it is still possible to construct Wannier states by implementing the valley-related symmetry $C_2\mathcal{T}$ non-locally [20, 21]. Here, C_2 refers to two-fold rotations with respect to the z -axis and \mathcal{T} , to time-reversal. As a consequence, the spatial integral of two neighboring Wannier states inside a single hexagon becomes nonzero, giving rise to the crucial T_\square term. The coefficient α is of order unity, and depends on the details of the Wannier states [32].

An interesting feature of H_\square is its emergent SU(4) symmetry. To illustrate this, we introduce the spinor $\psi_i = (c_{i1\uparrow}, c_{i1\downarrow}, c_{i2\uparrow}, c_{i2\downarrow})^T$ and rewrite the interactions as:

$$Q_\square = \frac{1}{3} \sum_{i \in \square} \psi_i^\dagger \psi_i \quad (3)$$

$$T_\square = i \sum_{i \in \square} \psi_{i+1}^\dagger T_0 \psi_i + \text{h.c.} \quad (4)$$

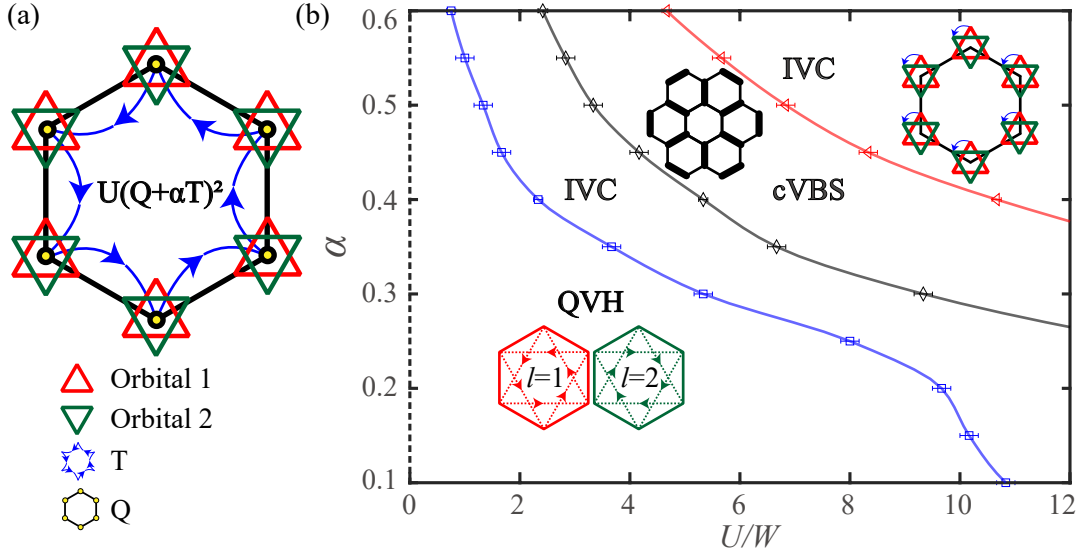


FIG. 1. **Ground state phase diagram at charge neutrality obtained via QMC simulations.** (a) Schematics of the model: each lattice site on the dual moiré honeycomb lattice contains two valleys $l = 1, 2$ (red and green triangles) and spins $\sigma = \uparrow, \downarrow$ (not shown), with spin-valley SU(4) symmetry. The interactions act on every hexagon and consist of the cluster charge term Q_{\square} (yellow dots) and the assisted-hopping interaction term T_{\square} (blue arrows). (b) Ground state phase diagram, spanned by the U/W and α axes, obtained from QMC simulations. The y-axis at $U = 0$ (dash line) stands for the Dirac semi-metal phase. At very small U , the ground state is a quantum valley Hall (QVH) phase characterized by emergent imaginary next-nearest-neighbor hopping with complex conjugation at the valley index, as illustrated by the red and green dashed hoppings with opposite directions. The system has an insulating bulk but acquires topological edge states. Upon further increasing U , an intervalley-coherent (IVC) insulating state is found, which breaks the SU(4) symmetry at every lattice site by removing the valley symmetry. Because it preserves the lattice translational symmetry, it is ferromagnetic-like. The columnar valence bond solid (cVBS) insulator, which appears after the IVC phase, breaks the lattice translational symmetry and preserves the onsite SU(4) symmetry. Note that there is a re-emergence of the IVC phase for the largest interactions probed. The phase transitions between QVH and IVC (blue line), between the IVC and cVBS (black line), and between the cVBS and IVC (red line) are all first order.

with $T_0 = \text{diag}(1, 1, -1, -1)$ denoting a diagonal matrix. Consider the unitary transformation $\psi_{i \in \mathcal{A}} \rightarrow U\psi_i$ and $\psi_{i \in \mathcal{B}} \rightarrow T_0 U T_0 \psi_i$, where U is an arbitrary 4×4 unitary matrix and $\mathcal{A}(\mathcal{B})$ are the two sublattices of the honeycomb lattice. It is clear that both Q_{\square} and T_{\square} are invariant under this transformation. On the other hand, the kinetic term H_0 is not SU(4) symmetric, but invariant only under $U(1) \times \text{SU}(2) \times \text{SU}(2)$, i.e. the valley U(1) symmetry and the two independent spin SU(2) rotations for the two valleys [22, 38]. Thus, strictly speaking, the SU(4) symmetry is exact for H_{\square} but only approximate for H_0 .

To solve the model $H = H_0 + H_{\square}$ non-perturbatively, we employ large-scale projection QMC simulations [56, 57]. This QMC approach, employed in several previous studies [56, 57, 59–62], provides results about the $T = 0$ ground state, the correlation functions (which are used to determine broken symmetries), and the electronic spectra (both single-particle and collective excitations). Despite the presence of the assisted hopping interaction, the model at charge-neutrality does not suffer from the sign-problem (see supplemental material (SM) [63]). Thus, it can be efficiently simulated by introducing an extended auxiliary bosonic field that dynamically couples to the electrons on a hexagon – in contrast to the standard Hubbard model, where the auxiliary field is local. Details about the QMC implementation, as well as comparison with results from exact diagonalization, are discussed in the SM [63].

We also complemented the unbiased QMC simulations

with self-consistent HF calculations, which are well-suited for the weak-coupling regime, and can be employed even when additional terms are included in H that introduce a sign-problem for QMC. The HF approach is fully unrestricted in the sense that $H_0 + H_{\square}$ is mean-field decoupled in all channels, and free to acquire any value in site-, spin-, and valley-space. Further technical details, including the resulting coupled set of (real-space) self-consistency equations, can be found in the SM [63]. In the regime of weak interactions, we find excellent agreement between the results obtained from HF and QMC, as shown below.

Quantum valley Hall phase, intervalley-coherent insulator, and valence-bond solid

The QMC-derived phase diagram for the ground states at charge neutrality is shown in Fig. 1 (b) as a function of U/W and α . We emphasize that while U gives the overall magnitude of the total interaction term, α is proportional to the relative strength between the assisted-hopping and cluster-charge terms. We find that three types of correlated insulating phases emerge in the phase diagram: the quantum valley Hall (QVH) phase, the intervalley-coherent (IVC) phase, and the columnar valence bond solid (cVBS).

The QVH phase is the ground state for small U values and is characterized by a gap in the single-particle spectrum. This gap can be extracted from the imaginary-time decay of the Green's

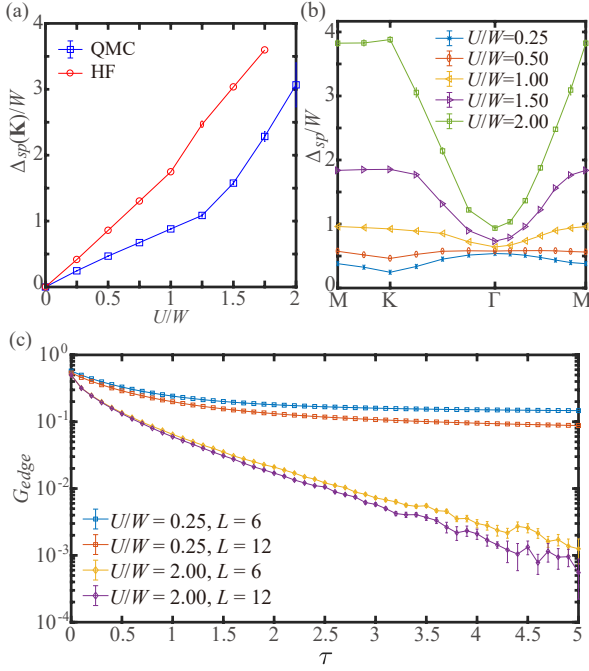


FIG. 2. **Quantum valley Hall insulator (QVH) and gapless edge states.** (a) The single-particle gap $\Delta_{sp}(K)/W$ at the K point as a function of U/W for $\alpha = 0.45$, extracted from both QMC (blue points) and HF calculations (red points). For QMC, the spatial system size is $L = 12$. The Dirac semi-metal is gapped out at the smallest small U values probed. (b) Single-particle gap extracted from QMC with $L = 12$ along a high-symmetry path of the Brillouin zone. (c) The topological nature of the QVH phase is manifested by valley-polarized edge states. Here we compare the edge Green's function for valley $l = 1$ and spin \uparrow at $U/W = 0.25$ (inside the QVH phase) and $U/W = 2.0$ (inside the IVC phase). It is clear that gapless edge modes only appear in the former case, highlighting the topological nature of the QVH phase.

function along a high-symmetry path of the Brillouin zone (BZ), $G(\mathbf{k}, \tau) \sim e^{-\Delta_{sp}(\mathbf{k})\tau}$. Fig. 2(a) shows the enhancement of the single-particle gap at the K point of the BZ as a function of U for a fixed $\alpha = 0.45$ (blue points). Together with Fig. 2(b), one sees the gap opens at the entire BZ at infinitesimally small U . In many honeycomb lattice models, the Dirac cone at the K point is protected by a symmetry, and the semi-metal phase is robust against weak interactions [56, 57, 59, 64]. In TBG, however, the relevant symmetry, $C_2\mathcal{T}$, cannot be implemented locally due to the topological Wannier obstruction. This opens up the possibility of very weak interactions gapping out the Dirac cone.

In our QMC simulations, for any non-zero α that we investigated, a gap appeared even for the smallest values of U probed. This suggests a weak-coupling origin of this phase. To verify it, we performed HF calculations on the same lattice model. The results, shown by the red points in Fig. 2(a), are in very good agreement with the QMC results. We also used HF to investigate the stability of the gap against changing the phase that appears in the assisted-hopping term T_\square [32]. This phase can be gauged away, at the expense of introducing complex

hopping terms in H_0 , which introduce a sign-problem to the QMC simulations. However, they do not affect the efficiency of the HF algorithm. As discussed in the SM, our analysis confirm that the onset of the QVH phase is robust and appears regardless of the phase of T_\square .

Importantly, we find that the gap completely disappears when $\alpha = 0$, in agreement with Ref. [57]. Combined with the fact that the gap onsets for small interaction values when $\alpha \neq 0$, this suggests that the origin of the gap can be understood from a mean-field decoupling of the cross-term $\sum_\square Q_\square T_\square$ of the interaction in Eq. 2. This cross-term can be rewritten as:

$$\sum_\square Q_\square T_\square = i \sum_\square \sum_{i,j=1}^6 \sum_{l,m=1}^2 (-1)^m \left(c_{i,l}^\dagger c_{j+1,m}^\dagger c_{j,m} c_{i,l} - h.c. \right) \quad (5)$$

where l and m are valley indices and the spin index is omitted for simplicity. The terms with $j = i - 1$ and $j = i$ vanish after summing over different hexagons. In the weak-coupling limit, we can do a mean-field decoupling and use $\langle c_{i,l}^\dagger c_{i+1,m} \rangle \propto \delta_{lm}$, due to the nearest-neighbor hopping term present in H_0 . The cross-term then becomes:

$$\sum_\square Q_\square T_\square \propto -i \sum_\square \sum_{i=1}^6 \sum_{l=1}^2 (-1)^l \left(c_{i,l}^\dagger c_{i+2,l} + c_{i-2,l}^\dagger c_{i,l} - h.c. \right) \quad (6)$$

Thus, the cross-term of the interaction naturally induces an imaginary hopping between next-nearest-neighbors in the weak-coupling limit. As a consequence, the mean-field Hamiltonian becomes two copies (four, if we consider the spin degeneracy) of the Haldane model [65], leading to a Chern number of ± 1 for the two different valleys. For this reason, we call this state a QVH phase; it is illustrated in the corresponding inset in Fig. 1 (b). We verified that our self-consistent HF calculation generates the same pattern of imaginary NNN hopping.

One of the hallmarks of the Haldane model is the existence of gapless edge modes, despite the bulk being gapped. In the QVH phase, these edge states should be valley-polarized. To probe them, we performed QMC simulations with open boundary conditions and extracted the imaginary-time Green's functions on the edge, $G_{edge}(\tau) \sim e^{-\Delta_{sp}\tau}$. As shown in Fig. 2 (c), in the regime of small U ($U/W = 0.25$), the Green's function on the edge decays to a constant in the long imaginary-time limit, demonstrating the existence of a gapless edge mode in the QVH phase. Note that a Chern number can be defined separately for each valley $l = 1$ and $l = 2$ (with spin degeneracy). Because the valley $U(1)$ symmetry guarantees that these two Chern numbers must be equal, the whole system is characterized by one Chern number that takes integer values, i.e. it belongs to a \mathbb{Z} classification [66].

Fig. 2(c) also shows that, as U increases ($U/W = 2$), the gapless edge mode disappears, signalling a departure from the topological QVH phase. Clearly, the bulk remains gapped, as shown in Fig. 2(a). The new insulating phase is an intervalley coherent (IVC) state, which spontaneously breaks the onsite spin-valley $SU(4)$ symmetry. In the QMC simulations, IVC order is signalled by an enhancement of the correlation

function $C_I(\mathbf{k}) = \frac{1}{L^4} \sum_{i,j \in A(B)} e^{i\mathbf{k} \cdot (\mathbf{r}_i - \mathbf{r}_j)} \langle I_i I_j \rangle$, here, the operator $I_l = \sum_{\sigma} (c_{i,l,\sigma}^\dagger c_{i,l',\sigma} + h.c.)$, $l \neq l'$, represents an “onsite hopping” between the two different valleys, $A(B)$ represents the $A(B)$ sublattice. Thus, the correlation function is a 2×2 matrix in sublattice space, i.e. $\begin{pmatrix} C_I^{AA} & C_I^{AB} \\ C_I^{BA} & C_I^{BB} \end{pmatrix}$, which has the relation $C_I^{AA} = C_I^{BB} = -C_I^{AB} = -C_I^{BA}$. In the upper panels of Figs. 3(a) and 3(b), we show one of diagonal component $C_I^{AA}(\mathbf{k})$. The fact that the correlation function is peaked at $\mathbf{k} = \mathbf{\Gamma}$ implies that the IVC order is ferromagnetic-like, i.e. it does not break translational symmetry. Such an onsite coupling between opposite valleys (see the corresponding inset in the phase diagram in Fig. 1 (b)) breaks the valley $U(1)$ symmetry, and hence the $SU(4)$ symmetry of the model. The fact that the $SU(4)$ symmetry-breaking pattern is ferromagnetic-like is similar to recent analytical results [32, 33], which focused, however, at integer fillings away from charge neutrality.

For larger values of U/W , as shown in Fig. 3, the IVC order fades away, but the system remains insulating. The new state that emerges is the columnar valence-bond solid (cVBS) insulator, characterized by the appearance of strong nearest-neighbor bonds forming the pattern illustrated in the corresponding inset of Fig. 1 (b). The onset of cVBS order is signalled by an enhancement of the bond-bond correlation function [56, 57], $C_B(\mathbf{k}) = \frac{1}{L^4} \sum_{i,j} e^{i\mathbf{k} \cdot (\mathbf{r}_i - \mathbf{r}_j)} \langle B_{i,\delta} B_{j,\delta} \rangle$, with bond operator $B_{i,\delta} = \sum_{l,\sigma} (c_{i,l,\sigma}^\dagger c_{i+\delta,l,\sigma} + h.c.)$ and δ denoting one of the three nearest-neighbor bond directions of the honeycomb lattice (\hat{e}_1, \hat{e}_2 and \hat{e}_3). For this particular calculation, \hat{e}_1 was chosen.

As shown in the lower panels of Figs. 3(a) and 3(b), we find an enhanced $C_B(\mathbf{k})$ at momenta \mathbf{K} and \mathbf{K}' , demonstrating that the bond-order pattern breaks translational symmetry. However, a peak of $C_B(\mathbf{k})$ at these momenta does not allow us to unambiguously identify the cVBS state, as the plaquette valence-bond solid (pVBS) also displays peaks at the same momenta [56, 57, 64, 67]. To further distinguish the two types of VBS phases, we construct the complex order parameter $D_{\mathbf{K}} = \frac{1}{L^2} \sum_i (B_{i,\hat{e}_1} + \omega B_{i,\hat{e}_2} + \omega^2 B_{i,\hat{e}_3}) e^{i\mathbf{K} \cdot \mathbf{r}_i}$ with $\omega = e^{i\frac{2\pi}{3}}$. The Monte Carlo histogram of $D_{\mathbf{K}}$ is different for the two VBS phases [64, 67]: for the pVBS state, the angular distribution of $D_{\mathbf{K}}$ is peaked at $\arg(D_{\mathbf{K}}) = \frac{\pi}{3}, \pi, \frac{5\pi}{3}$, whereas for the cVBS state, it is peaked at $\arg(D_{\mathbf{K}}) = 0, \frac{2\pi}{3}, \frac{4\pi}{3}$. Our results, shown in the inset of Fig. 3(a), clearly demonstrate that the cVBS order is realized in our phase diagram.

The phase boundaries in Fig. 1(b) are obtained by scanning the correlation functions $C_I(\mathbf{\Gamma})$ and $C_B(\mathbf{K})$ as a function of U/W for fixed values of α . Two of these scans are shown in Fig. 3, for $\alpha = 0.4$ (panel (a)) and $\alpha = 0.6$ (panel (b)). It is clear that, as U/W increases, in both cases the ground state evolves from QVH to IVC to cVBS and then back to IVC. Furthermore, in the strong coupling limit $U/W \rightarrow \infty$, the IVC order $C_I(\mathbf{k} = 0)$ is independent of α and saturates at 0.5, consistent with our analytical calculation at the charge neutrality point [63]. The transitions between IVC to cVBS are first order, as signaled by the fact that as the system size L increases, the suppression of the IVC order becomes sharper (see for instance the region around $U/W \sim 5$ and $U/W \sim 11$

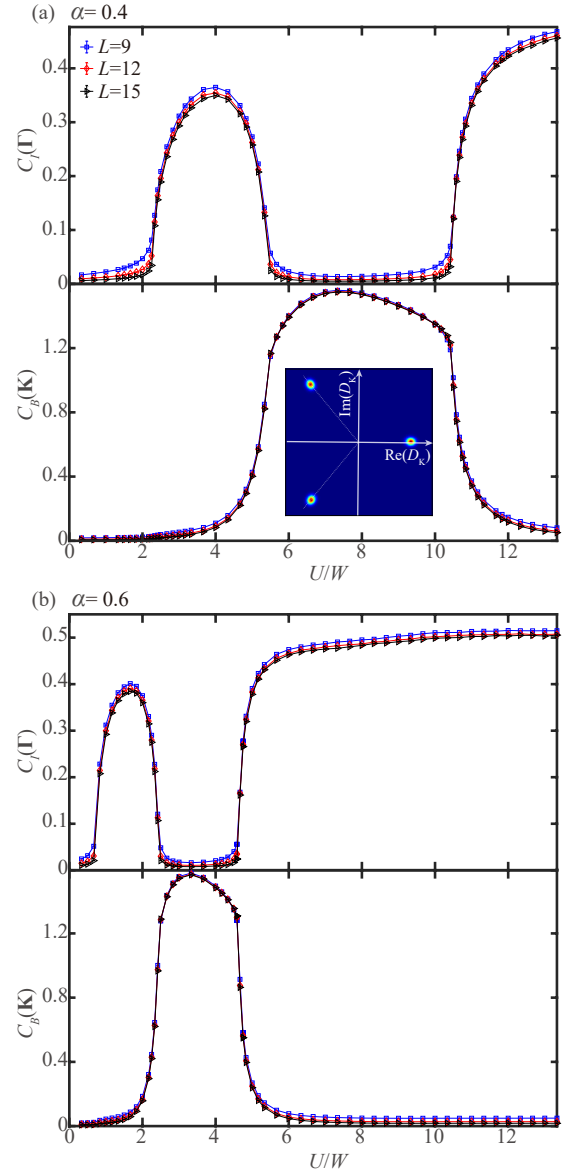


FIG. 3. **Intervalley coherent (IVC) and columnar valence bond solid (cVBS) insulating states.** Correlation functions $C_I(\mathbf{\Gamma})$ and $C_B(\mathbf{K})$, indicative of IVC and cVBS orders, respectively, as a function of U/W for (a) $\alpha = 0.4$ and (b) $\alpha = 0.6$. Linear system sizes are indicated in the legend. In both panels, the QVH-IVC transition, the IVC-cVBS transition, and the cVBS-IVC transition are all first-order. The inset in panel (a) presents the histogram of the complex bond order parameter $D_{\mathbf{K}}$ at $U/W \sim 5.3$. The positions of the three peaks are those expected for a cVBS phase, instead of a pVBS state.

in panel (a)). A similar sharp drop is also featured at the QVH-IVC transition (region around $U/W \sim 2.5$ in panel (a)), indicating that the QVH-IVC and IVC-cVBS transitions are all first-order. It is interesting to note that, as α increases, the values of U/W for which the IVC and cVBS phases emerge are strongly reduced.

Discussion

In this paper, we employed QMC simulations, which are exact and unbiased, to obtain the phase diagram of a lattice model of TBG at charge neutrality. Our main result is that even very small interaction values trigger a transition from the non-interacting Dirac semi-metal phase to an insulating state. Upon increasing U , the nature of the insulator changes from a non-symmetry-breaking topological QVH phase, to an onsite $SU(4)$ symmetry-breaking IVC state, to a translational symmetry-breaking cVBS phase, and then finally back to a reentrant IVC state. This rich phase diagram is a consequence of the interplay between two different types of interaction terms: a cluster-charge repulsion Q_\square and a non-local assisted-hopping interaction T_\square . The former is analogous to the standard Hubbard repulsion and, as such, is expected to promote either $SU(4)$ antiferromagnetic order or valence-bond order in the strong-coupling regime. The latter, on the other hand, arises from the topological properties of the flat bands in TBG. When combined with Q_\square , it gives rise not only to $SU(4)$ ferromagnetic-like order, but also to correlated insulating phases with topological properties, such as the QVH phase.

While the precise value of U/W in TBG is not known, a widely used estimate is that this ratio is of order 1 [32]. Referring to our phase diagram in Fig. 1(b), this means that certainly the QVH phase and possibly the IVC phase can be realized at charge neutrality, provided that α is not too small. While some experimental probes do report a gap at charge neutrality Ref. [10, 11], additional experiments are needed to establish its ubiquity among different devices and the nature of the insulating state. The main manifestation of the QVH phase would be the appearance of gapless edge states, whereas in the case of the IVC state, it would be the emergence of a $\mathbf{k} = 0$ order with onsite coupling between the two different valleys.

In a more general context beyond TBG, our work offers a promising route to realize correlation-driven topological phases. As explained above, the topological QVH insulating state appears due to the cross-term in the interaction Hamiltonian that contains both Q_\square and T_\square . While repulsive interactions similar to the charge-cluster one are generally expected to appear in any correlated electronic system, an interesting question is about the necessary conditions for the emergence of an interaction similar to the assisted-hopping. In our case, it arises from the projection of the standard Coulomb repulsion on Wannier states that suffer from topological obstruction. The latter, in turn, is a manifestation of the phenomenon of fragile topology [68]. Thus, interacting systems with fragile topology may offer an appealing route to search for interaction-driven topological states.

Methods

We apply the projection QMC (PQMC) method [59, 62, 69] to investigate the ground-state phase diagram of the model. In PQMC, one can obtain the ground state wave function $|\Psi_0\rangle$ from projecting a trial wave function $|\Psi_T\rangle$ along the imaginary axis $|\Psi_0\rangle = \lim_{\Theta \rightarrow \infty} e^{-\frac{\Theta}{2}\mathbf{H}}|\Psi_T\rangle$. The expectation value of an observable \hat{O} can then be calculated as

$$\langle \hat{O} \rangle = \frac{\langle \Psi_0 | \hat{O} | \Psi_0 \rangle}{\langle \Psi_0 | \Psi_0 \rangle} = \lim_{\Theta \rightarrow \infty} \frac{\langle \Psi_T | e^{-\frac{\Theta}{2}\mathbf{H}} \hat{O} e^{-\frac{\Theta}{2}\mathbf{H}} | \Psi_T \rangle}{\langle \Psi_T | e^{-\Theta\mathbf{H}} | \Psi_T \rangle}, \quad (7)$$

We use the eigenvector of the non-interacting H_0 as the trial wave function, with electron filling fixed at charge neutrality. To be able to perform the Monte Carlo sampling, one needs to decouple the interaction term H_\square via the Hubbard-Stratonovich transformation,

$$e^{-\Delta\tau U(Q_\square + \alpha T_\square - 4)^2} = \frac{1}{4} \sum_{\{s_\square\}} \gamma(s_\square) e^{i\alpha\eta(s_\square)(Q_\square + \alpha T_\square - 4)} \quad (8)$$

with $\alpha = \sqrt{\Delta\tau U}$, $\gamma(\pm 1) = 1 + \sqrt{6}/3$, $\gamma(\pm 2) = 1 - \sqrt{6}/3$, $\eta(\pm 1) = \pm\sqrt{2(3 - \sqrt{6})}$, and $\eta(\pm 2) = \pm\sqrt{2(3 + \sqrt{6})}$. The sum is taken over the auxiliary fields s_\square on each hexagon, which can take four values ± 1 and ± 2 . After tracing out the free fermionic degrees of freedom, the configurational space $\{s_\square(i, \tau)\}$ with size $L \times L \times \Theta$ is the space in which the physical observables in Eq. (7) are computed with ensemble average. We choose the projection length $\Theta = 2L/t$ and discretize it with a step $\Delta\tau = 0.1/t$. The spatial system sizes are $L = 6, 9, 12, 15$. More details about the QMC simulations are give in the SM [63].

Acknowledgements We thank Eslam Khalaf, Ashvin Vishwanath, Yi Zhang for insightful conversations on the subject, especially on the nature of the IVC phase. We also thank Oskar Vafek for valuable suggestions and pointing out a missing factor in the IVC correlation function. YDL and ZYM acknowledge support from the National Key Research and Development Program of China (Grant No. 2016YFA0300502), NSFC (Grant Nos. 11574359, 11674370), and Research Grants Council of Hong Kong SAR China (Grant No. 17303019). HWQ is supported by NSFC through Grant No. 11804401 and the Fundamental Research Funds for the Central Universities. JK is supported by Priority Academic Program Development (PAPD) of Jiangsu Higher Education Institutions. RMF is supported by the U. S. Department of Energy, Office of Science, Basic Energy Sciences, Materials Sciences and Engineering Division, under Award No. DE-SC0020045. YDL and ZYM thank the Center for Quantum Simulation Sciences in the Institute of Physics, Chinese Academy of Sciences, the Computational Initiative at the Faculty of Science at the University of Hong Kong, the Platform for Data-Driven Computational Materials Discovery at the Songshan Lake Materials Laboratory and the National Supercomputer Centers in Tianjin and Guangzhou for their technical support and generous allocation of CPU time. JK thanks the Kavli Institute for Theoretical Sciences for hospitality during the completion of this work. ZYM, JK, and RMF thank the hospitality of the Aspen Center for Physics, where part of this work was developed. The Aspen Center for Physics is supported by National Science Foundation grant PHY-1607611.

-
- [1] R. Bistritzer and A. H. MacDonald, *Moiré bands in twisted double-layer graphene*, *Proceedings of the National Academy of Sciences* **108**, 12233 (2011).
- [2] Y. Cao, V. Fatemi, A. Demir, S. Fang, S. L. Tomarken, J. Y. Luo, J. D. Sanchez-Yamagishi, K. Watanabe, T. Taniguchi, E. Kaxiras, R. C. Ashoori, and P. Jarillo-Herrero, *Correlated insulator behaviour at half-filling in magic-angle graphene superlattices*, *Nature* **556**, 80 (2018).
- [3] Y. Cao, V. Fatemi, S. Fang, K. Watanabe, T. Taniguchi, E. Kaxiras, and P. Jarillo-Herrero, *Unconventional superconductivity in magic-angle graphene superlattices*, *Nature* **556**, 43 (2018).
- [4] C. Shen, Y. Chu, Q. Wu, N. Li, S. Wang, Y. Zhao, J. Tang, J. Liu, J. Tian, K. Watanabe, T. Taniguchi, R. Yang, Z. Y. Meng, D. Shi, O. V. Yazyev, and G. Zhang, *Correlated states in twisted double bilayer graphene*, *Nature Physics* (2020), 10.1038/s41567-020-0825-9.
- [5] X. Liu, Z. Hao, E. Khalaf, J. Y. Lee, K. Watanabe, T. Taniguchi, A. Vishwanath, and P. Kim, *Spin-polarized correlated insulator and superconductor in twisted double bilayer graphene*, arXiv preprint arXiv:1903.08130 (2019).
- [6] Y. Cao, D. Rodan-Legrain, O. Rubies-Bigorda, J. M. Park, K. Watanabe, T. Taniguchi, and P. Jarillo-Herrero, *Electric field tunable correlated states and magnetic phase transitions in twisted bilayer-bilayer graphene*, arXiv preprint arXiv:1903.08596 (2019).
- [7] G. Chen, A. L. Sharpe, E. J. Fox, Y.-H. Zhang, S. Wang, L. Jiang, B. Lyu, H. Li, K. Watanabe, T. Taniguchi, *et al.*, *Tunable correlated chern insulator and ferromagnetism in a moiré superlattice*, *Nature* **579**, 56 (2020).
- [8] A. Kerelsky, L. J. McGilly, D. M. Kennes, L. Xian, M. Yankowitz, S. Chen, K. Watanabe, T. Taniguchi, J. Hone, C. Dean, *et al.*, *Maximized electron interactions at the magic angle in twisted bilayer graphene*, *Nature* **572**, 95 (2019).
- [9] S. Tomarken, Y. Cao, A. Demir, K. Watanabe, T. Taniguchi, P. Jarillo-Herrero, and R. Ashoori, *Electronic compressibility of magic-angle graphene superlattices*, *Physical review letters* **123**, 046601 (2019).
- [10] X. Lu, P. Stepanov, W. Yang, M. Xie, M. A. Aamir, I. Das, C. Urgell, K. Watanabe, T. Taniguchi, G. Zhang, *et al.*, *Superconductors, orbital magnets and correlated states in magic-angle bilayer graphene*, *Nature* **574**, 653 (2019).
- [11] Y. Xie, B. Lian, B. Jäck, X. Liu, C.-L. Chiu, K. Watanabe, T. Taniguchi, B. A. Bernevig, and A. Yazdani, *Spectroscopic signatures of many-body correlations in magic-angle twisted bilayer graphene*, *Nature* **572**, 101 (2019).
- [12] Y. Jiang, X. Lai, K. Watanabe, T. Taniguchi, K. Haule, J. Mao, and E. Y. Andrei, *Charge order and broken rotational symmetry in magic-angle twisted bilayer graphene*, *Nature* **573**, 91 (2019).
- [13] D. Wong, K. P. Nuckolls, M. Oh, B. Lian, Y. Xie, S. Jeon, K. Watanabe, T. Taniguchi, B. A. Bernevig, and A. Yazdani, *Cascade of transitions between the correlated electronic states of magic-angle twisted bilayer graphene*, arXiv preprint arXiv:1912.06145 (2019).
- [14] U. Zondiner, A. Rozen, D. Rodan-Legrain, Y. Cao, R. Queiroz, T. Taniguchi, K. Watanabe, Y. Oreg, F. von Oppen, A. Stern, *et al.*, *Cascade of phase transitions and dirac revivals in magic angle graphene*, arXiv preprint arXiv:1912.06150 (2019).
- [15] Y. Saito, J. Ge, K. Watanabe, T. Taniguchi, and A. F. Young, *Decoupling superconductivity and correlated insulators in twisted bilayer graphene*, arXiv preprint arXiv:1911.13302 (2019).
- [16] P. Stepanov, I. Das, X. Lu, A. Fahimniya, K. Watanabe, T. Taniguchi, F. H. Koppens, J. Lischner, L. Levitov, and D. K. Efetov, *The interplay of insulating and superconducting orders in magic-angle graphene bilayers*, arXiv preprint arXiv:1911.09198 (2019).
- [17] G. Chen, L. Jiang, S. Wu, B. Lyu, H. Li, B. L. Chittari, K. Watanabe, T. Taniguchi, Z. Shi, J. Jung, *et al.*, *Evidence of a gate-tunable mott insulator in a trilayer graphene moiré superlattice*, *Nature Physics* **15**, 237 (2019).
- [18] G. Chen, A. L. Sharpe, P. Gallagher, I. T. Rosen, E. J. Fox, L. Jiang, B. Lyu, H. Li, K. Watanabe, T. Taniguchi, *et al.*, *Signatures of tunable superconductivity in a trilayer graphene moiré superlattice*, *Nature* **572**, 215 (2019).
- [19] C. Xu and L. Balents, *Topological superconductivity in twisted multilayer graphene*, *Physical review letters* **121**, 087001 (2018).
- [20] J. Kang and O. Vafek, *Symmetry, maximally localized wannier states, and a low-energy model for twisted bilayer graphene narrow bands*, *Phys. Rev. X* **8**, 031088 (2018).
- [21] M. Koshino, N. F. Q. Yuan, T. Koretsune, M. Ochi, K. Kuroki, and L. Fu, *Maximally localized wannier orbitals and the extended hubbard model for twisted bilayer graphene*, *Phys. Rev. X* **8**, 031087 (2018).
- [22] H. C. Po, L. Zou, A. Vishwanath, and T. Senthil, *Origin of mott insulating behavior and superconductivity in twisted bilayer graphene*, *Phys. Rev. X* **8**, 031089 (2018).
- [23] C.-C. Liu, L.-D. Zhang, W.-Q. Chen, and F. Yang, *Chiral spin density wave and $d+id$ superconductivity in the magic-angle-twisted bilayer graphene*, *Physical review letters* **121**, 217001 (2018).
- [24] M. Ochi, M. Koshino, and K. Kuroki, *Possible correlated insulating states in magic-angle twisted bilayer graphene under strongly competing interactions*, *Physical Review B* **98**, 081102 (2018).
- [25] J. F. Dodaro, S. A. Kivelson, Y. Schattner, X.-Q. Sun, and C. Wang, *Phases of a phenomenological model of twisted bilayer graphene*, *Physical Review B* **98**, 075154 (2018).
- [26] H. Guo, X. Zhu, S. Feng, and R. T. Scalettar, *Pairing symmetry of interacting fermions on a twisted bilayer graphene superlattice*, *Physical Review B* **97**, 235453 (2018).
- [27] H. Isobe, N. F. Yuan, and L. Fu, *Unconventional superconductivity and density waves in twisted bilayer graphene*, *Physical Review X* **8**, 041041 (2018).
- [28] J. W. Venderbos and R. M. Fernandes, *Correlations and electronic order in a two-orbital honeycomb lattice model for twisted bilayer graphene*, *Physical Review B* **98**, 245103 (2018).
- [29] F. Guinea and N. R. Walet, *Electrostatic effects, band distortions, and superconductivity in twisted graphene bilayers*, *Proceedings of the National Academy of Sciences* **115**, 13174 (2018).
- [30] Q.-K. Tang, L. Yang, D. Wang, F.-C. Zhang, and Q.-H. Wang, *Spin-triplet f-wave pairing in twisted bilayer graphene near 1/4-filling*, *Physical Review B* **99**, 094521 (2019).
- [31] J. Gonzalez and T. Stauber, *Kohn-luttinger superconductivity in twisted bilayer graphene*, *Physical review letters* **122**, 026801 (2019).
- [32] J. Kang and O. Vafek, *Strong coupling phases of partially filled twisted bilayer graphene narrow bands*, *Phys. Rev. Lett.* **122**, 246401 (2019).
- [33] K. Seo, V. N. Kotov, and B. Uchoa, *Ferromagnetic mott state in twisted graphene bilayers at the magic angle*, *Physical review letters* **122**, 246402 (2019).

- [34] Y.-H. Zhang, D. Mao, Y. Cao, P. Jarillo-Herrero, and T. Senthil, *Nearly flat chern bands in moiré superlattices*, *Physical Review B* **99**, 075127 (2019).
- [35] J. Y. Lee, E. Khalaf, S. Liu, X. Liu, Z. Hao, P. Kim, and A. Vishwanath, *Theory of correlated insulating behaviour and spin-triplet superconductivity in twisted double bilayer graphene*, *Nature communications* **10**, 1 (2019).
- [36] F. Wu and S. Das Sarma, *Collective excitations of quantum anomalous hall ferromagnets in twisted bilayer graphene*, *Phys. Rev. Lett.* **124**, 046403 (2020).
- [37] X.-C. Wu, A. Keselman, C.-M. Jian, K. A. Pawlak, and C. Xu, *Ferromagnetism and spin-valley liquid states in moiré correlated insulators*, *Physical Review B* **100**, 024421 (2019).
- [38] N. Bultinck, S. Chatterjee, and M. P. Zaletel, *Anomalous Hall ferromagnetism in twisted bilayer graphene*, *arXiv e-prints*, [arXiv:1901.08110](#) (2019), [arXiv:1901.08110 \[cond-mat.str-el\]](#).
- [39] S. Liu, E. Khalaf, J. Y. Lee, and A. Vishwanath, *Nematic topological semimetal and insulator in magic angle bilayer graphene at charge neutrality*, *arXiv preprint arXiv:1905.07409* (2019).
- [40] Y. Alavirad and J. D. Sau, *Ferromagnetism and its stability from the one-magnon spectrum in twisted bilayer graphene*, *arXiv preprint arXiv:1907.13633* (2019).
- [41] S. Chatterjee, N. Bultinck, and M. P. Zaletel, *Symmetry breaking and skyrmionic transport in twisted bilayer graphene*, *arXiv preprint arXiv:1908.00986* (2019).
- [42] D. V. Chichinadze, L. Classen, and A. V. Chubukov, *Nematic superconductivity in twisted bilayer graphene*, *arXiv preprint arXiv:1910.07379* (2019).
- [43] N. Bultinck, E. Khalaf, S. Liu, S. Chatterjee, A. Vishwanath, and M. P. Zaletel, *Ground State and Hidden Symmetry of Magic Angle Graphene at Even Integer Filling*, *arXiv e-prints*, [arXiv:1911.02045](#) (2019), [arXiv:1911.02045 \[cond-mat.str-el\]](#).
- [44] J. Liu and X. Dai, *Correlated insulating states and the quantum anomalous hall phenomena at all integer fillings in twisted bilayer graphene*, *arXiv preprint arXiv:1911.03760* (2019).
- [45] R. M. Fernandes and J. W. Venderbos, *Nematicity with a twist: rotational symmetry breaking in a moiré superlattice*, *arXiv preprint arXiv:1911.11367* (2019).
- [46] Y. Zhang, K. Jiang, Z. Wang, and F. Zhang, *Correlated insulating phases of twisted bilayer graphene at commensurate filling fractions: a htree-fock study*, *arXiv preprint arXiv:2001.02476* (2020).
- [47] C. Repellin, Z. Dong, Y.-H. Zhang, and T. Senthil, *Ferromagnetism in narrow bands of moiré superlattices*, *arXiv preprint arXiv:1907.11723* (2019).
- [48] J. Kang and O. Vafek, *Non-abelian dirac node braiding and near-degeneracy of correlated phases at odd integer filling in magic angle twisted bilayer graphene*, *arXiv preprint arXiv:2002.10360* (2020).
- [49] S.-M. Huang, Y.-P. Huang, and T.-K. Lee, *Slave-rotor theory on magic-angle twisted bilayer graphene*, (2020).
- [50] C. Lu, Y. Zhang, Y. Zhang, M. Zhang, C.-C. Liu, Z.-C. Gu, W.-Q. Chen, and F. Yang, *Chiral $so(4)$ spin-charge density wave and degenerate topological superconductivity in magic-angle twisted bilayer-graphene*, (2020), [arXiv:2003.09513 \[cond-mat.str-el\]](#).
- [51] S.-Y. Li, Y. Zhang, Y.-N. Ren, J. Liu, X. Dai, and L. He, *Experimental evidence for orbital magnetic moments generated by moiré-scale current loops in twisted bilayer graphene*, (2019), [arXiv:1912.13133 \[cond-mat.mtrl-sci\]](#).
- [52] A. L. Sharpe, E. J. Fox, A. W. Barnard, J. Finney, K. Watanabe, T. Taniguchi, M. Kastner, and D. Goldhaber-Gordon, *Emergent ferromagnetism near three-quarters filling in twisted bilayer graphene*, *Science* **365**, 605 (2019).
- [53] M. Serlin, C. Tschirhart, H. Polshyn, Y. Zhang, J. Zhu, K. Watanabe, T. Taniguchi, L. Balents, and A. Young, *Intrinsic quantized anomalous hall effect in a moiré heterostructure*, *Science* **367**, 900 (2020).
- [54] M. Xie and A. H. MacDonald, *Nature of the correlated insulator states in twisted bilayer graphene*, *Phys. Rev. Lett.* **124**, 097601 (2020).
- [55] T. Cea and F. Guinea, *Band structure and insulating states driven by the coulomb interaction in twisted bilayer graphene*, *arXiv:2004.01577* (2020).
- [56] X. Y. Xu, K. T. Law, and P. A. Lee, *Kekulé valence bond order in an extended hubbard model on the honeycomb lattice with possible applications to twisted bilayer graphene*, *Phys. Rev. B* **98**, 121406 (2018).
- [57] Y. Da Liao, Z. Y. Meng, and X. Y. Xu, *Valence bond orders at charge neutrality in a possible two-orbital extended hubbard model for twisted bilayer graphene*, *Phys. Rev. Lett.* **123**, 157601 (2019).
- [58] L. Zou, H. C. Po, A. Vishwanath, and T. Senthil, *Band structure of twisted bilayer graphene: Emergent symmetries, commensurate approximants, and wannier obstructions*, *Phys. Rev. B* **98**, 085435 (2018).
- [59] Z. Y. Meng, T. C. Lang, S. Wessel, F. F. Assaad, and A. Muramatsu, *Quantum spin liquid emerging in two-dimensional correlated dirac fermions*, *Nature* **464**, 847 (2010).
- [60] X. Y. Xu, K. S. D. Beach, K. Sun, F. F. Assaad, and Z. Y. Meng, *Topological phase transitions with $so(4)$ symmetry in $(2+1)d$ interacting dirac fermions*, *Phys. Rev. B* **95**, 085110 (2017).
- [61] Y.-Y. He, X. Y. Xu, K. Sun, F. F. Assaad, Z. Y. Meng, and Z.-Y. Lu, *Dynamical generation of topological masses in dirac fermions*, *Phys. Rev. B* **97**, 081110 (2018).
- [62] Y. Liu, W. Wang, K. Sun, and Z. Y. Meng, *Designer monte carlo simulation for the gross-neveu-yukawa transition*, *Phys. Rev. B* **101**, 064308 (2020).
- [63] The projection QMC method, the symmetry analysis of the model and absence of sign-problem and its PQMC implementations and benchmark results with the exact diagonalization..
- [64] T. C. Lang, Z. Y. Meng, A. Muramatsu, S. Wessel, and F. F. Assaad, *Dimerized solids and resonating plaquette order in $SU(n)$ -dirac fermions*, *Phys. Rev. Lett.* **111**, 066401 (2013).
- [65] F. D. M. Haldane, *Model for a quantum hall effect without landau levels: Condensed-matter realization of the "parity anomaly"*, *Phys. Rev. Lett.* **61**, 2015 (1988).
- [66] Y.-Y. He, H.-Q. Wu, Y.-Z. You, C. Xu, Z. Y. Meng, and Z.-Y. Lu, *Bona fide interaction-driven topological phase transition in correlated symmetry-protected topological states*, *Phys. Rev. B* **93**, 115150 (2016).
- [67] Z. Zhou, D. Wang, Z. Y. Meng, Y. Wang, and C. Wu, *Mott insulating states and quantum phase transitions of correlated $SU(2n)$ dirac fermions*, *Phys. Rev. B* **93**, 245157 (2016).
- [68] H. C. Po, H. Watanabe, and A. Vishwanath, *Fragile topology and wannier obstructions*, *Phys. Rev. Lett.* **121**, 126402 (2018).
- [69] F. Assaad and H. Evertz, *World-line and determinantal quantum monte carlo methods for spins, phonons and electrons*, in *Computational Many-Particle Physics*, edited by H. Fehske, R. Schneider, and A. Weiße (Springer Berlin Heidelberg, Berlin, Heidelberg, 2008) pp. 277–356.

Supplemental Material for "Correlation-induced insulating topological phases at charge neutrality in twisted bilayer graphene"

I. PROJECTION QMC METHOD

Since we are interested in the ground state properties of the system, the projection QMC is the method of choice [59, 62, 69].

Continuing from the discussion in the Methods section in the main text, we performed Trotter decomposition to discretize Θ into L_τ slices ($\Theta = L_\tau \Delta\tau$). Each slices $\Delta\tau$ is small and the systematic error is $O(\Delta\tau^2)$. After the Trotter decomposition, we have

$$\langle \Psi_T | e^{-\Theta H} | \Psi_T \rangle = \langle \Psi_T | \left(e^{-\Delta\tau H_0} e^{-\Delta\tau H_\square} \right)^{L_\tau} | \Psi_T \rangle + O(\Delta\tau^2) \quad (\text{S1})$$

where the non-interacting and interacting parts of the Hamiltonian are separated. To treat the interacting part, one usually employs a Hubbard Stratonovich (HS) transformation to decouple the interacting quartic fermion term to fermion bilinears coupled to auxiliary fields. We use the four components auxiliary $s_\square = \pm 1, \pm 2$ as shown in Eq. (8) in the main text, and for each configuration of the auxiliary field $\{s_\square\}$, the fermions are non-interacting and can be traced out, it is the configurational average of Monte Carlo sampling that restores the interaction effects in an unbiased manner.

After tracing out the free fermions degrees of freedom, we obtain the following formula with a constant factor omitted

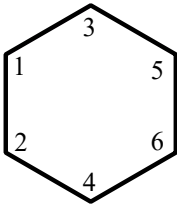
$$\langle \Psi_T | e^{-\Theta H} | \Psi_T \rangle = \sum_{\{s_{\square,\tau}\}} \left[\left(\prod_{\tau} \prod_{\square} \gamma(s_{\square,\tau}) e^{-4\alpha\eta(s_{\square,\tau})} \right) \det [P^\dagger B(\Theta, 0) P] \right] \quad (\text{S2})$$

where P is the coefficient matrix of the trial wave function $|\Psi_T\rangle$. In the simulation, we choose the ground state wavefunction of the half-filled non-interacting system (described by H_0) as the trial wave function. In the above formula, the B matrix is defined as

$$B(\tau + 1, \tau) = e^{V[\{s_{\square,\tau}\}]} e^{-\Delta\tau K} \quad (\text{S3})$$

and has properties $B(\tau_3, \tau_1) = B(\tau_3, \tau_2)B(\tau_2, \tau_1)$, i.e. the B matrix is an imaginary time propagator, where we have written the coefficient matrix of the interaction part as $V[\{s_{\square,\tau}\}]$, and K is the hopping matrix from H_0 .

Every hexagon contains six sites, as shown in the figure below, so our $V[\{s_{\square,\tau}\}]$ matrix is a block matrix, and every block contributes a 6×6 exponential matrix,



$$e^{\wedge (i\alpha\eta(s_\square))} \begin{pmatrix} \frac{1}{3} & i\alpha & -i\alpha & 0 & 0 & 0 \\ -i\alpha & \frac{1}{3} & 0 & i\alpha & 0 & 0 \\ i\alpha & 0 & \frac{1}{3} & 0 & -i\alpha & 0 \\ 0 & -i\alpha & 0 & \frac{1}{3} & 0 & i\alpha \\ 0 & 0 & i\alpha & 0 & \frac{1}{3} & -i\alpha \\ 0 & 0 & 0 & -i\alpha & i\alpha & \frac{1}{3} \end{pmatrix} \quad (\text{S4})$$

The Monte Carlo sampling of auxiliary fields are further performed based on the weight defined in the sum of Eq. (S2). The measurements are performed near $\tau = \Theta/2$. Single-particle observables are measured by the Green's function directly and many-body correlation functions are measured from the products of single-particle Green's function based on their corresponding form after Wick-decomposition. The equal time Green's function is calculated as

$$G(\tau, \tau) = 1 - R(\tau) (L(\tau) R(\tau))^{-1} L(\tau) \quad (\text{S5})$$

with $R(\tau) = B(\tau, 0)P$, $L(\tau) = P^\dagger B(\Theta, \tau)$.

II. ABSENCE OF SIGN-PROBLEM

At the charge neutrality point, the model is sign-problem-free, as can be seen from the following analysis. Define W_{σ,l,S_i} as the update weight of one fixed auxiliary field at the i -th hexagon, where $l = 1, 2$ is a valley/orbital index and $\sigma = \uparrow, \downarrow$ is a spin index. From the symmetry of the Hamiltonian, $W_{\uparrow,l,S_i} = W_{\downarrow,l,S_i}$. Since the model is particle-hole symmetric at charge neutrality, one can perform a particle-hole transformation (PHS) only for the valley $l = 2$. Then one can focus on a fixed auxiliary field, and focus only on one spin flavor, such as spin up. Eq. (8) in the main text can then be abbreviated as

$$\text{For } l = 1, \exp \left(i\alpha\eta(S_i) \left[\sum_{p=1}^6 \left(ic_{p+1,1,\uparrow}^\dagger c_{p,1,\uparrow} - ic_{p,1,\uparrow}^\dagger c_{p+1,1,\uparrow} \right) + \frac{1}{3} \sum_{p=1}^6 \left(c_{p,1,\uparrow}^\dagger c_{p,1,\uparrow} - \frac{1}{2} \right) \right] \right) \quad (\text{S6})$$

$$\text{For } l = 2, \exp \left(i\alpha\eta(S_i) \left[\sum_{p=1}^6 \left(-ic_{p+1,2,\uparrow}^\dagger c_{p,2,\uparrow} + ic_{p,2,\uparrow}^\dagger c_{p+1,2,\uparrow} \right) + \frac{1}{3} \sum_{p=1}^6 \left(c_{p,2,\uparrow}^\dagger c_{p,2,\uparrow} - \frac{1}{2} \right) \right] \right) \quad (\text{S7})$$

Applying PHS for valley 2 and using the relation,

$$\begin{aligned} -ic_{p+1,2,\uparrow}^\dagger c_{p,2,\uparrow} + ic_{p,2,\uparrow}^\dagger c_{p+1,2,\uparrow} &\xrightarrow{\text{PHS}} ic_{p+1,2,\uparrow}^\dagger c_{p,2,\uparrow} - ic_{p,2,\uparrow}^\dagger c_{p+1,2,\uparrow} \\ c_{p,2,\uparrow}^\dagger c_{p,2,\uparrow} - \frac{1}{2} &\xrightarrow{\text{PHS}} \frac{1}{2} - c_{p,2,\uparrow}^\dagger c_{p,2,\uparrow} \end{aligned} \quad (\text{S8})$$

we find that Eq. (S7) becomes

$$\text{For } l = 2 \text{ PHS, } \exp \left(i\alpha\eta(S_i) \left[\sum_{p=1}^6 \left(ic_{p+1,2,\uparrow}^\dagger c_{p,2,\uparrow} - ic_{p,2,\uparrow}^\dagger c_{p+1,2,\uparrow} \right) + \frac{1}{3} \sum_{p=1}^6 \left(\frac{1}{2} - c_{p,2,\uparrow}^\dagger c_{p,2,\uparrow} \right) \right] \right) \quad (\text{S9})$$

Let us define the matrices $\mathbf{A} = \frac{1}{3} \sum_{p=1}^6 \left(c_{p,2,\uparrow}^\dagger c_{p,2,\uparrow} - \frac{1}{2} \right)$ and $i\mathbf{B} = \sum_{p=1}^6 \left(ic_{p+1,1,\uparrow}^\dagger c_{p,1,\uparrow} - ic_{p,1,\uparrow}^\dagger c_{p+1,1,\uparrow} \right)$ – or, equivalently, $\mathbf{B} = \sum_{p=1}^6 \left(c_{p+1,1,\uparrow}^\dagger c_{p,1,\uparrow} - c_{p,1,\uparrow}^\dagger c_{p+1,1,\uparrow} \right)$. The matrices \mathbf{A} and \mathbf{B} are real matrices. Then, due to the fact that the matrix \mathbf{A} is a diagonal matrix and $\mathbf{A}_{ii} = \mathbf{A}_{jj}$, Eqs. (S6) and (S9) can be written as:

$$\begin{aligned} \text{For } l = 1, e^{-\alpha\eta(S_i)\mathbf{B} + i\alpha\eta(s_\square)\mathbf{A}} &\rightarrow e^{-\alpha\eta(s_\square)\mathbf{B}} e^{i\alpha\eta(s_\square)\mathbf{A}} \\ \text{For } l = 2 \text{ PHS, } e^{-\alpha\eta(S_i)\mathbf{B} + i\alpha\eta(s_\square)\mathbf{A}} &\rightarrow e^{-\alpha\eta(s_\square)\mathbf{B}} e^{-i\alpha\eta(s_\square)\mathbf{A}} \end{aligned} \quad (\text{S10})$$

Because of the relations above, the total weight of the model is $\sum_{S_i} W_{\uparrow,1,S_i} * W_{\uparrow,2,S_i} * W_{\downarrow,1,S_i} * W_{\downarrow,2,S_i} = \sum_{S_i} \left(W_{\uparrow,1,S_i} W_{\uparrow,1,S_i}^* \right)^2$, which is a real positive number. This implies that the QMC simulations are sign-problem-free.

III. BENCHMARK WITH EXACT DIAGONALIZATION

We employ Lanczos exact diagonalization (ED) to benchmark the PQMC results. The system contains 2×2 unit cells of the honeycomb lattice with periodic boundary condition (16 electrons in total). We make use of symmetries, such as the valley $U(1)$ symmetry and the total S_z conservation for each valley, to reduce the computational cost of the ED. The ground state lays in the subspace with $N_\uparrow = 4$, $N_\downarrow = 4$ in both valleys, where $N_\uparrow(N_\downarrow)$ is the number of electrons with spin up (down) in each valley. The dimension of the ground-state subspace is about 24 million. In the PQMC simulations, we choose the linear system size $L = 2$ and the projection length $\Theta = 100/t$ with Trotter slice $\Delta\tau = 0.0005/t$. We compared the ground-state expectation values of $\langle H_0 \rangle$ and of the double occupancy as a function of U/t at $\alpha = 0.3$, which are shown below. The results of both methods agree very well.

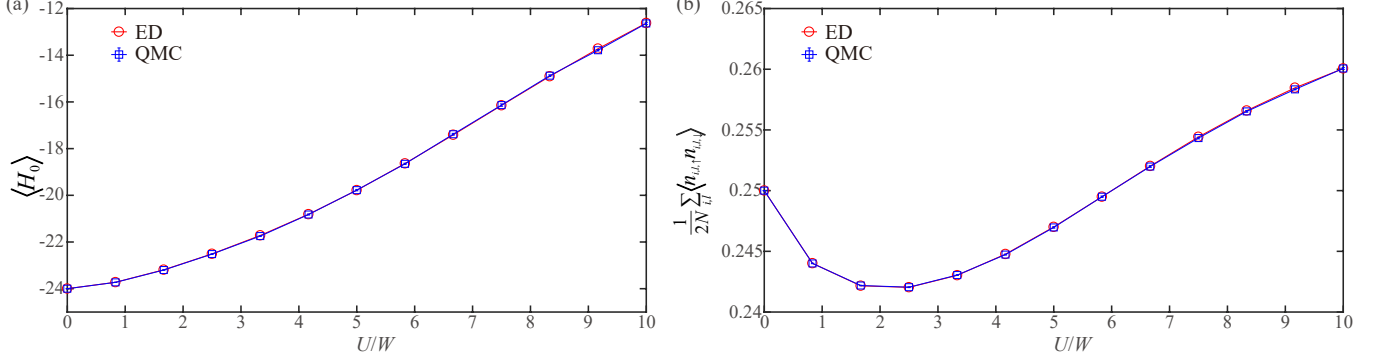


FIG. S1. (a) Kinetic energy and (b) Double occupancy as a function of U/W for $\alpha = 0.3$. Red circles and blue squares with error bars are obtained from ED and QMC, respectively.

IV. HARTREE-FOCK METHOD

To solve the TBG model within the Hartree-Fock approach, we write the Hamiltonian in Eq. (2) of the main text as

$$H_\square = U \sum_{\square} (Q'_\square + \alpha T'_\square)(Q_\square + \alpha T_\square), \quad (\text{S11})$$

where primes indicate independent index summations. The direct terms immediately give

$$H_\square^H = 2U \sum_{\square} \langle Q'_\square + \alpha T'_\square \rangle (Q_\square + \alpha T_\square). \quad (\text{S12})$$

The exchange terms are,

$$\begin{aligned} H_\square^F = & -U \sum_{\square} \sum_{\text{all}} \left[\frac{1}{9} [\langle c_{i'l'\sigma'}^\dagger c_{il\sigma} \rangle c_{il\sigma}^\dagger c_{i'l'\sigma'} + h.c.] + \frac{\alpha i}{3} \{ [(-)^{l'+1} \langle c_{i'+1l'\sigma'}^\dagger c_{il\sigma} \rangle c_{il\sigma}^\dagger c_{i'l'\sigma'} + h.c.] + [(-)^{l'} \langle c_{i'l'\sigma'}^\dagger c_{il\sigma} \rangle c_{il\sigma}^\dagger c_{i'+1l'\sigma'} + h.c.] \} \right. \\ & + \alpha^2 i^2 \{ [(-)^{l'+1} \langle c_{i'+1l'\sigma'}^\dagger c_{il\sigma} \rangle c_{i+1l\sigma}^\dagger c_{i'l'\sigma'} + h.c.] - [(-1)^{l'+1} \langle c_{i'+1l'\sigma'}^\dagger c_{i+1l\sigma} \rangle c_{il\sigma}^\dagger c_{i'l'\sigma'} + h.c.] \\ & \left. - [(-1)^{l'+1} \langle c_{i'l'\sigma'}^\dagger c_{il\sigma} \rangle c_{i+1l\sigma}^\dagger c_{i'+1l'\sigma'} + h.c.] + [(-)^{l'+1} \langle c_{i'l'\sigma'}^\dagger c_{i+1l\sigma} \rangle c_{il\sigma}^\dagger c_{i'+1l'\sigma'} + h.c.] \right\}, \quad (\text{S13}) \end{aligned}$$

where $\sum_{\text{all}} = \left(\sum_{l,l'=1,2} \sum_{\sigma,\sigma'} \sum_{i,i'=1}^6 \right)$. Manipulating and collecting terms in (S12) and (S13) yields the Hartree-Fock Hamiltonian

$$H_\square^{HF} = 2U \sum_{\square} \left\{ \bar{n}_\square (Q_\square + \alpha T_\square) - \sum_{\text{all}} \left[\sum_{n,m} \alpha_n(l') \alpha_m(l+1) \langle c_{i'+nl'\sigma'}^\dagger c_{i+ml\sigma} \rangle \right] c_{il\sigma}^\dagger c_{i'l'\sigma'} \right\}. \quad (\text{S14})$$

Here $n, m = \{-1, 0, 1\}$ and we have defined

$$\begin{aligned} \bar{n}_\square &= \langle Q_\square + \alpha T_\square \rangle, \\ \alpha(l) &= \begin{pmatrix} \alpha_{-1} \\ \alpha_0 \\ \alpha_1 \end{pmatrix} = \begin{pmatrix} (-1)^l i \alpha \\ 1/3 \\ (-1)^{l+1} i \alpha \end{pmatrix}. \end{aligned}$$

We solve the full Hartree-Fock Hamiltonian ($H = H_0 + H_{\square}^{HF}$) self-consistently using that

$$\langle c_{\kappa}^{\dagger} c_{\lambda} \rangle = \sum_{\epsilon, \eta=1}^N U_{\epsilon\kappa}^{\dagger} U_{\lambda\eta} \langle \gamma_{\epsilon}^{\dagger} \gamma_{\eta} \rangle = \sum_{\epsilon} U_{\epsilon\kappa}^{\dagger} U_{\lambda\epsilon} f(E_{\epsilon}, \mu), \quad (\text{S15})$$

where $\kappa, \lambda = \{il\sigma\}$, U is the unitary tranformation diagonalizing H , γ 's are the eigenvectors and $f(E_{\epsilon}, \mu)$ is the Fermi-Dirac distribution of the excitation energies, E_{ϵ} . We explicitly write the dependence on the chemical potential, μ , as we iterate this value to fulfil $N^{-1} \sum_{\epsilon} f(E_{\epsilon}, \mu) = \nu$, where ν is the filling.

We compute results at charge neutrality ($\nu = 0.5$) with a total of 600 lattice sites and periodic boundary conditions. The calculations are fully unrestricted; thus we iterate all $(4 \times 600)^2$ mean-fields, and define convergence by the condition that $\sum |\Delta E_{\epsilon}| < N \times 10^{-10}$, where ΔE_{ϵ} is the change of the excitation energies from one iteration to the next, and N is the total number of states (4×600). In Table S1 we present an example of the HF calculations, displaying results for $t = 1, \alpha = 0.45$ and $U/W = 0.5$. We set the temperature $T = 2.5 \cdot 10^{-5}$ in all computations. The values in the table are the renormalized mean-fields. It is evident that all hoppings within each hexagon are renormalized due to the interactions. The simple hopping renormalizations, however, do not open a gap in the Dirac cones. The gap is generated directly by the mean-fields $\langle c_{i,1,\sigma}^{\dagger} c_{i\pm 2,1,\sigma} \rangle = -\langle c_{i,2,\sigma}^{\dagger} c_{i\pm 2,2,\sigma} \rangle = \pm 0.0914i$, which explicitly display a spin degenerate quantum valley Hall (QVH) phase, as illustrated in Fig. 1(b) of the main text.

In Fig. S2(a) we show the single-particle gap in the QVH phase with $\alpha = 0.45$ for several interaction strengths. Fig. S2(b) displays the corresponding band structures. The Dirac cone at K in the bare bands is immediately gapped out when including interactions. The renormalization initially flattens the bands with a significant gap at all high-symmetry points. As U increases the valence band gradually develops a peak at Γ while it is pushed down correspondingly at K . This behavior results in a gradual shift of the maximal gap value from Γ to K .

	U/W = 0.50							
	$c_{i,1,\sigma}$	$c_{i,2,\sigma}$	$c_{i\pm 1,1,\sigma}$	$c_{i\pm 1,2,\sigma}$	$c_{i\pm 2,1,\sigma}$	$c_{i\pm 2,2,\sigma}$	$c_{i+3,1,\sigma}$	$c_{i+3,2,\sigma}$
$c_{i,1,\sigma}^{\dagger}$	-	-	-0.0209	-	$\pm 0.0914i$	-	0.0024	-
$c_{i,2,\sigma}^{\dagger}$	-	-	-	-0.0209	-	$\mp 0.0914i$	-	0.0024

TABLE S1. **Mean-field renormalization with $U/W = 0.50$ and $\alpha = 0.45$.** The input on $[c_{il\sigma}^{\dagger}, c_{jl'\sigma}]$ represents the renormalized mean-field parameter $\langle c_{il\sigma}^{\dagger} c_{jl'\sigma} \rangle$. The result is homogenous and spin degenerate, hence the listed values contain information about all sites and flavours. Note that interactions have generated neither spin- nor valley-mixing. We have subtracted the bare band contributions evaluated at $\nu = 0.5$ and ignored all mean-fields with $\frac{|MF|_{\max}}{|MF|} > 100$.

The topological nature of the QVH phase is manifested by edge states. To verify the emergence of said states we open the boundaries in the system and compute a self-consistent result with parameters as in Table S1 ($t = 1, \alpha = 0.45, U/W = 0.5, T = 2.5 \cdot 10^{-5}$ and $N = 4 \times 600$). We find clear evidence of edge states as seen in Fig. S3.

Finally we present results obtained by implementing the interaction terms found in Ref. 32. As mentioned in the discussion section of the main text, we are able to solve this model within the HF approach as it does not suffer from sign problems. The assisted hopping reads

$$T_{\square} = \sum_{i=1}^6 \sum_{l,\sigma} (-)^{i-1} (c_{il\sigma}^{\dagger} c_{i+1l\sigma} + \text{h.c.}). \quad (\text{S16})$$

The other terms, Q_{\square} and H_0 , remain unchanged. To reach this expression for T_{\square} , we have performed the following gauge transformation,

$$\begin{aligned} c_{il\sigma} &\longrightarrow e^{i\theta_l/2} c_{il\sigma}, & i \text{ odd} \\ c_{il\sigma} &\longrightarrow e^{-i\theta_l/2} c_{il\sigma}. & i \text{ even} \end{aligned} \quad (\text{S17})$$

The transformation introduces phases in H_0 effectively causing t to become complex. We set the phases according to Ref. [32], that is $\theta_1 = -\theta_2 = 0.743\pi$. The renormalized mean-fields are presented in Table S2, where we have performed the inverse gauge transformation for direct comparison with Table S1. Input parameters are the same as those used to generate Table S1. The result is consistent with the values presented in Table S1 and clearly also features a QVH phase.

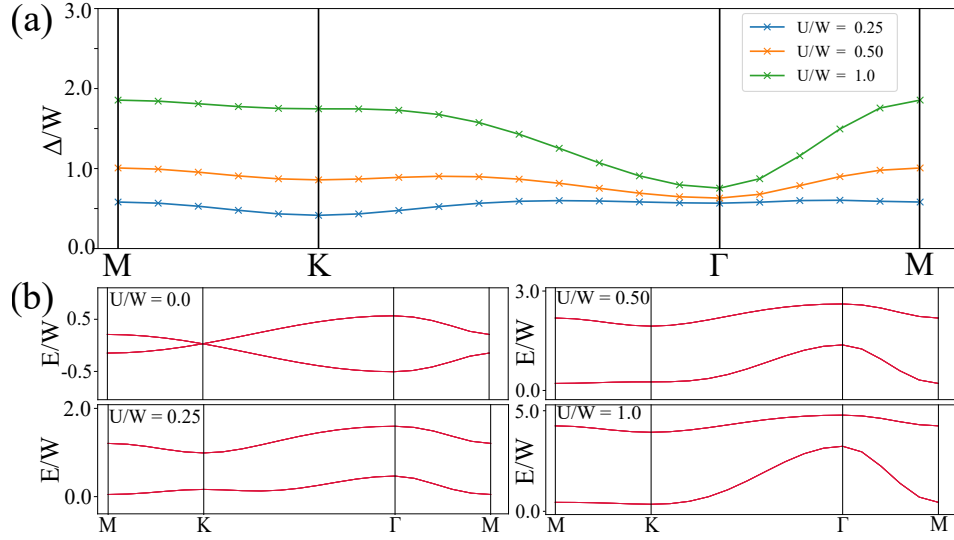


FIG. S2. **QVH insulator and band structures** (a) The single-particle gap Δ/W along the high-symmetry path of the BZ with $\alpha = 0.45$ and various interaction strengths. The Dirac cones are gapped at infinitely small U and the system enters the QVH state. The maximal gap value gradually shifts from Γ to the K . (b) Band structures at various interaction strengths with $\alpha = 0.45$. Top left plot displays the bare kinetic bands in the absence of any interactions. The Dirac cone at K is evident and confirms the semi-metallic phase of the bare bands. The remaining three plots of (b) present the renormalized band structures with increasing U . The two bands flattens for small U and gradually develops a peak at Γ . All bands are fourfold degenerate, as the QVH phase does not break the approximate $SU(4)$ symmetry.

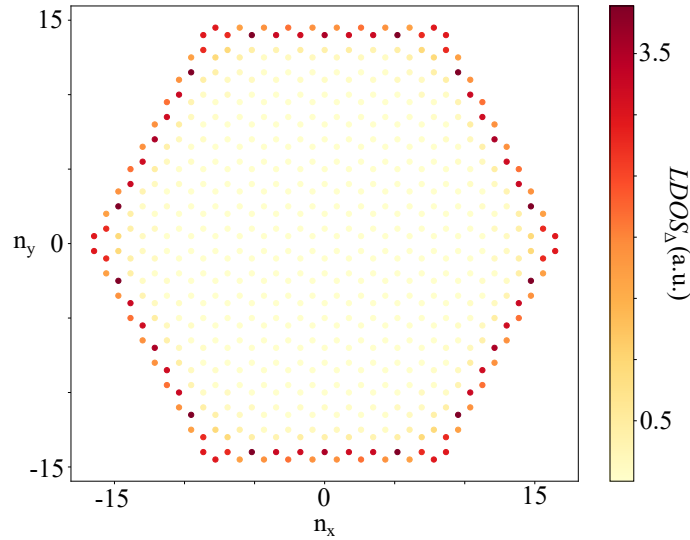


FIG. S3. **In-gap local density of states in the QVH phase.** Real space plot of the local density of states integrated over $1.66 < E/W < 2.00$ with $U/W = 0.5$. The result is computed with parameters as in Table S1 and open boundary conditions.

$U/W = 0.50$							
	$c_{i,1,\sigma}$	$c_{i,2,\sigma}$	$c_{i\pm 1,1,\sigma}$	$c_{i\pm 1,2,\sigma}$	$c_{i\pm 2,1,\sigma}$	$c_{i\pm 2,2,\sigma}$	$c_{i\pm 3,1,\sigma}$
$c_{i,1,\sigma}^\dagger$	-	-	$-0.1015 - (-)^i 0.0555i$	-	$\mp 0.0945i$	-	$-0.0806 + (-)^i 0.0300i$
$c_{i,2,\sigma}^\dagger$	-	-	-	$-0.1015 + (-)^i 0.0555i$	-	$\pm 0.0945i$	-
							$-0.0806 - (-)^i 0.0300i$

TABLE S2. **Mean-field renormalization with $U/W = 0.50$ and $\alpha = 0.45$ using model from Ref. 32.** The input on $[c_{i\ell\sigma}^\dagger, c_{j\ell'\sigma}]$ represents the renormalized mean-field parameter $\langle c_{i\ell\sigma}^\dagger c_{j\ell'\sigma} \rangle$. The result is homogenous and spin degenerate, hence the listed values contain information about all sites and flavours. We have subtracted the bare band contributions evaluated at $\nu = 0.5$ and ignored all mean-fields with $\frac{|MF|_{max}}{|MF|} > 100$.

V. STRONG COUPLING LIMIT AT THE CHARGE NEUTRALITY POINT

For the system at the charge neutrality point, each unit cell contains four fermions in average. Following the method applied in Ref. [32], the ground state $|\Psi_{gr}\rangle$ of the interaction H_\square should be annihilated by the assisted hopping operator T_\square for any hexagon. The general form of the wavefunction is

$$|\Psi_{gr}\rangle = \prod_i \left(\alpha_1 c_{i,1,\hat{n}}^\dagger + (-)^{s(i)} \alpha_2 c_{i,2,\hat{m}}^\dagger \right) \left(\gamma \left(\alpha_2^* c_{i,1,\hat{n}}^\dagger - (-)^{s(i)} \alpha_1^* c_{i,2,\hat{m}}^\dagger \right) + \beta_1 c_{i,1,-\hat{n}}^\dagger + (-)^{s(i)} \beta_2 c_{i,2,-\hat{m}}^\dagger \right) |\emptyset\rangle$$

where $s(i) = 0$ and 1 if the site i is on sublattice \mathcal{A} and \mathcal{B} respectively. \hat{n} and \hat{m} are two arbitrary spin quantization directions. $\alpha_1, \alpha_2, \beta_1$, and β_2 are four complex variables that satisfy $|\alpha_1|^2 + |\alpha_2|^2 = |\gamma|^2 + |\beta_1|^2 + |\beta_2|^2 = 1$.

Furthermore, consider the hopping between two sites. Applying the second order perturbation theory, the energy is minimized when $|\alpha_1| = |\alpha_2| = 1/\sqrt{2}$, $\gamma = 0$, and $|\beta_1| = |\beta_2| = 1/\sqrt{2}$. So the ground state is an equal mixture of two valleys. It is easy to obtain that

$$\langle c_{i,1,\hat{n}}^\dagger c_{i,2,\hat{m}} \rangle = (-)^{s(i)} \alpha_1^* \alpha_2 \quad \langle c_{i,1,\hat{n}}^\dagger c_{i,2,-\hat{m}} \rangle = \langle c_{i,1,-\hat{n}}^\dagger c_{i,2,\hat{m}} \rangle = 0 \quad \langle c_{i,1,-\hat{n}}^\dagger c_{i,2,-\hat{m}} \rangle = (-)^{s(i)} \beta_1^* \beta_2$$

Suppose that $\hat{n} = (\sin \theta \cos \phi, \sin \theta \sin \phi, \cos \theta)$ and $\hat{m} = (\sin \theta' \cos \phi', \sin \theta' \sin \phi', \cos \theta')$. We obtain that the operator

$$I_{i,\uparrow} = \langle c_{i,1,\uparrow}^\dagger c_{i,2,\uparrow} + h.c. \rangle = (-)^{s(i)} \left(\cos \frac{\theta}{2} \cos \frac{\theta'}{2} \alpha_1^* \alpha_2 + \sin \frac{\theta}{2} \sin \frac{\theta'}{2} e^{i(\phi-\phi')} \beta_1^* \beta_2 + c.c. \right) \quad (\text{S18})$$

$$I_{i,\downarrow} = \langle c_{i,1,\downarrow}^\dagger c_{i,2,\downarrow} + h.c. \rangle = (-)^{s(i)} \left(\cos \frac{\theta}{2} \cos \frac{\theta'}{2} \beta_1^* \beta_2 - \sin \frac{\theta}{2} \sin \frac{\theta'}{2} e^{i(\phi-\phi')} \alpha_1^* \alpha_2 + c.c. \right) \quad (\text{S19})$$

As a consequence, when average over all the possible configurations of the ground states, we obtain

$$\begin{aligned} C_I^{\mathcal{A}\mathcal{A}} &= \frac{1}{L^4} \sum_{i,j \in \mathcal{A}} \langle \langle (I_{i,\uparrow} + I_{i,\downarrow}) (I_{j,\uparrow} + I_{j,\downarrow}) \rangle \rangle = \frac{1}{L^4} \sum_{i,j \in \mathcal{A}} (\langle \langle I_{i,\uparrow} I_{j,\uparrow} \rangle \rangle + \langle \langle I_{i,\downarrow} I_{j,\downarrow} \rangle \rangle) \\ &= 2 \times \left(\langle \langle \cos^2 \frac{\theta}{2} \cos^2 \frac{\theta'}{2} \rangle \rangle (|\alpha_1|^2 |\alpha_2|^2 + |\beta_1|^2 |\beta_2|^2) + \langle \langle \sin^2 \frac{\theta}{2} \sin^2 \frac{\theta'}{2} \rangle \rangle (|\alpha_1|^2 |\alpha_2|^2 + |\beta_1|^2 |\beta_2|^2) \right) \end{aligned} \quad (\text{S20})$$

where $\langle \langle \dots \rangle \rangle$ refers to the average over the direction \hat{n} and \hat{m} , as well as the phases of $\alpha_1, \alpha_2, \beta_1$, and β_2 . Averaging over \hat{n} and \hat{m} on the sphere, we obtain $\langle \langle \cos^2 \frac{\theta}{2} \rangle \rangle = \langle \langle \cos^2 \frac{\theta'}{2} \rangle \rangle = \langle \langle \sin^2 \frac{\theta}{2} \rangle \rangle = \langle \langle \sin^2 \frac{\theta'}{2} \rangle \rangle = \frac{1}{2}$. Thus,

$$C_I^{\mathcal{A}\mathcal{A}} = \frac{1}{2}.$$

Similarly, we can obtain $C_I^{\mathcal{B}\mathcal{B}} = -C_I^{\mathcal{A}\mathcal{B}} = -C_I^{\mathcal{B}\mathcal{A}} = \frac{1}{2}$. This is consistent with the QMC result in the limit $U/W \rightarrow \infty$.