

Flow-based Algorithms for Improving Clusters: A Unifying Framework, Software, and Performance

Kimion Fountoulakis* Meng Liu† David F. Gleich‡ Michael W. Mahoney§

Abstract. Clustering points in a vector space or nodes in a graph is a ubiquitous primitive in statistical data analysis, and it is commonly used for exploratory data analysis. In practice, it is often of interest to “refine” or “improve” a given cluster that has been obtained by some other method. In this survey, we focus on principled algorithms for this *cluster improvement problem*. Many such cluster improvement algorithms are flow-based methods, by which we mean that operationally they require the solution of a sequence of maximum flow problems on a (typically implicitly) modified data graph. These cluster improvement algorithms are powerful, both in theory and in practice, but they have not been widely adopted for problems such as community detection, local graph clustering, semi-supervised learning, etc. Possible reasons for this are: the steep learning curve for these algorithms; the lack of efficient and easy to use software; and the lack of detailed numerical experiments on real-world data that demonstrate their usefulness. Our objective here is to address these issues. To do so, we guide the reader through the whole process of understanding how to implement and apply these powerful algorithms. We present a unifying fractional programming optimization framework that permits us to distill out in a simple way the crucial components of all these algorithms. It also makes apparent similarities and differences between related methods. Viewing these cluster improvement algorithms via a fractional programming framework suggests directions for future algorithm development. Finally, we develop efficient implementations of these algorithms in our LocalGraphClustering python package, and we perform extensive numerical experiments to demonstrate the performance of these methods on social networks and image-based data graphs.

Part I. Introduction and Overview of Main Results

1	Introduction.....	3
1.1	<i>Cluster improvement: compared with graph clustering</i>	4
1.2	<i>Cluster improvement: compared with seeded graph diffusion</i>	4
1.3	<i>Cluster improvement: compared with image segmentation</i>	7
1.4	<i>Overview and Summary</i>	7
1.5	<i>Reproducible Software: the LocalGraphClustering package</i>	7
1.6	<i>Outline</i>	9
2	Notation, Definitions, and Terminology.....	9
2.1	<i>Graph notation</i>	9
2.2	<i>Matrices and vectors for graphs</i>	10
2.3	<i>Vector norms</i>	11
2.4	<i>Graph cuts and volumes using set and matrix notation</i>	11
2.5	<i>Relative volume</i>	11
2.6	<i>Cluster quality metrics</i>	11
2.7	<i>Strongly and weakly local graph algorithms</i>	13

*School of Computer Science, University of Waterloo, Waterloo, ON, Canada. E-mail: kfountou@uwaterloo.ca. KF would like to acknowledge DARPA and NSERC for providing partial support for this work.

†Department of Computer Science, Purdue University, West Lafayette, IN, USA. e-mail: liu1740@purdue.edu.

‡Department of Computer Science, Purdue University, West Lafayette, IN, USA. e-mail: dgleich@purdue.edu. DFG would like to acknowledge NSF IIS-1546488, CCF-1909528, the NSF Center for Science of Information STC, CCF-0939370, DOE DE-SC0014543, NASA, and the Sloan Foundation for partial support for this work.

§ICSI and Department of Statistics, University of California at Berkeley, Berkeley, CA, USA. E-mail: mmahoney@stat.berkeley.edu. MWM would like to acknowledge ARO, DARPA, NSF, ONR, Cray, and Intel for providing partial support for this work.

3	Main Theoretical Results: Flow-based Cluster Improvement and Fractional Programming Framework.....	13
3.1	<i>Cluster improvement objectives and their properties</i>	14
3.2	<i>The basic fractional programming problem</i>	16
3.3	<i>Fractional programming for cluster improvement</i>	16
3.4	<i>Dinkelbach's algorithm for fractional programming</i>	18
3.5	<i>A faster version of Dinkelbach's algorithm via root finding</i>	20
3.6	<i>The algorithmic components of cluster improvement</i>	21
3.7	<i>Beyond conductance and degree weighted nodes</i>	21
4	Cluster Improvement, Flow-based, and Other Related Methods.....	22
4.1	<i>Graph and mesh partitioning in scientific computing</i>	23
4.2	<i>The nature of clusters in sparse relational data and complex systems</i>	24
4.3	<i>Local graph clustering, community detection, and metadata inference</i>	24
4.4	<i>Conductance optimization</i>	25
4.5	<i>Network flow-based computing</i>	25
4.6	<i>Recent progress on network flow algorithms</i>	26
4.7	<i>Continuous and infinite dimensional network flow and cuts</i>	26
4.8	<i>Graph cuts and max flow-based image segmentation</i>	26

Part II. Technical Details Underlying the Main Theoretical Results

5	Minimum Cut and Maximum Flow Problems	27
5.1	<i>MinCut</i>	27
5.2	<i>Network Flow and MaxFlow</i>	28
5.3	<i>From MaxFlow to MinCut</i>	30
5.4	<i>MaxFlow solvers for weighted and unweighted graphs</i>	30
6	The MQI Problem and Algorithm	31
6.1	<i>Solving the MQI subproblem using MaxFlow algorithms</i>	32
6.2	<i>Iteration complexity</i>	34
6.3	<i>A faster version of the MQI algorithm</i>	34
7	The FlowImprove Problem and Algorithm.....	35
7.1	<i>The FlowImprove subproblem</i>	36
7.2	<i>Iteration complexity</i>	38
7.3	<i>A faster version of the FlowImprove algorithm</i>	38
7.4	<i>Non-locality in FlowImprove</i>	39
7.5	<i>Relationship with PageRank</i>	40
8	The LocalFlowImprove (and SimpleLocal) Problem and Algorithm.....	40
8.1	<i>Strongly Local Constructions of the Augmented Graph</i>	43
8.2	<i>Blocking Flow</i>	45
8.3	<i>The SimpleLocal subsolver</i>	46
8.4	<i>More sophisticated subproblem solvers</i>	46

Part III. Empirical Performance and Conclusion

9	Empirical Evaluation.....	47
9.1	<i>Flow-based cluster improvement algorithms reduce conductance</i>	48
9.2	<i>Finding nearby targets by growing and shrinking</i>	51
9.3	<i>Using flow-based algorithms for semi-supervised learning</i>	55
9.4	<i>Improving thousands of clusters on large scale data</i>	56
9.5	<i>Using flow-based methods for local coordinates</i>	57
10	Discussion and Conclusion.....	60

Part IV. Replicability Appendices and References

A	Replicability Details for Figures and Tables	62
B	Converting Images to Graphs.....	65

Part I. Introduction and Overview of Main Results

1 Introduction

Clustering is the process of taking a set of data as input and returning meaningful groups of that data as output. The literature on clustering is tremendously and notoriously extensive (von Luxburg, Williamson, and Guyon, 2012; Ben-David, 2018); see also comments by Hand in the discussion of Friedman and Meulman (2004). It can seem that nearly every conceivable perspective on the clustering problem—from statistical to algorithmic, from optimization-based to information theoretic, from applications to formulations to implementations—that could be explored, has been explored. Applications of clustering are far too numerous to discuss meaningfully, and they are often of greatest practical interest for “soft” downstream objectives such as those common in *Exploratory Data Analysis*. Yet, despite comprehensive research into the problem, there are still useful and surprising new results on clustering discovered on a regular basis (Kleinberg, 2002; Ackerman and Ben-David, 2008; Awasthi et al., 2015; Abbe, 2018).

Graph clustering is a special instance of the general clustering problem, where the input is a graph, in this case, a set of nodes and edges, and the output is a meaningful grouping of the graph’s nodes. The ubiquity of sparse relational data from internet-based applications to biology, from complex engineered systems to neuroscience, as well as new problems inspired by these domains (Newman, 2010; Easley and Jo, 2010; Brandes and Erlebach, 2005), has precipitated a recent surge of graph clustering research (Newman, 2006; Leskovec et al., 2009; Eckles, Karrer, and Ugander, 2017). For instance, in graph and network models of complex systems, the *community detection* or *module detection* problem is a specific instance of the graph clustering problem, in which one seeks to identify clusters that exhibit relationships distinctly different from other parts of the network. Indeed, graph-based modeling of data has been a recurring fixture for the past decade (Estrada and Higham, 2010; Traud et al., 2011; Grindrod and Higham, 2013; Liberti et al., 2014; Bienstock, Chertkov, and Harnett, 2014; Jia et al., 2015; Bertozzi and Flenner, 2016; Estrada and Hatano, 2016; Rombach et al., 2017; Fosdick et al., 2018; Fennell and Gleeson, 2019; Shi, Altafini, and Baras, 2019; Ehrhardt and Wolfe, 2019). Consequently, there are now a large number of tools and techniques that generate clusters from graph data.

The tools and techniques we study in this survey arise from a different and complementary perspective. As such, they are designed to solve a different and complementary problem. The clustering problem itself is somewhat ill-defined, but the way one often applies it in practice is while performing exploratory data analysis. That is, one uses a clustering algorithm to “play with” and “explore” the data, tweaking the clustering to see what insights about the data are revealed. Motivated by this, and the well-known fact that the output of even the best clustering algorithm is typically imperfectly suited to the downstream task of interest, we are interested in tools and techniques that seek to *improve* or *refine* a given cluster—or more generally a representative set of vertices—in a fashion that is computationally efficient, that yields a result with strong optimality guarantees, and that is useful in practice.

Somewhat more formally, here is the *cluster improvement problem*: given a graph $G = (V, E)$ and a subset of vertices R that serve as a *reference cluster* (or *seed set*), find a nearby set S that results in an *improved cluster*. That is,

when given as input a graph $G = (V, E)$ and a set $R \subset V$,
 a *cluster improvement algorithm* returns a set $S \subset V$,
 where S is in some sense “better” than R .

A very important point here is that both G and R are regarded as input to the cluster improvement problem. This is different from more traditional graph clustering, which typically takes only G as input, and it is a source of potential confusion. See Figure 1, which we explain in depth in Section 1.1, for an illustration.

How to choose the set R , which is part of the input to a cluster improvement algorithm, is an important practical problem (akin to how to construct the input graph in more traditional graph clustering). It depends on the application of interest, and we will see several examples of it.

In the settings we will investigate in this survey, we will be (mainly) interested in graph conductance (which we will define in [Section 2.6](#) formally) as the cluster quality metric. Thus, the optimization goal will be to produce a set S with smaller (i.e., better) conductance than R . Generally speaking, a set of small conductance in a graph is a hint towards an information bottleneck revealing an underlying cluster. While we focus on conductance, the techniques we review are more general and powerful. For example, these ideas, algorithms, and approaches can be adapted to other graph clustering objectives such as ratio-cut ([Lang and Rao, 2004](#)), normalized-cut ([Hochbaum, 2013](#)), and other closely related “edge counting” objective functions and scenarios ([Veldt, Klymko, and Gleich, 2019](#); [Veldt, Wirth, and Gleich, 2019](#)).

We define the exact improvement optimization formulations in subsequent sections. For now, we treat them as a black-box algorithm to explain how they might be used. These introductory examples use one of two algorithms, MQI ([Lang and Rao, 2004](#)) and LocalFlowImprove ([Orecchia and Zhu, 2014](#)), that we will study in depth. Both of these cluster improvement algorithms execute an intricate sequence of max-flow or min-cut computations on graphs derived from G and R . A technical difference with important practical consequences is the following:

MQI always returns a set S of *exactly optimal* conductance
contained within the reference cluster R ; whereas
 LocalFlowImprove finds an improved cluster S with
 conductance no worse than what MQI would find in R , but
 that *can also grow and expand* into a larger set than R .

In addition to these two algorithms, we will also discuss in depth the FlowImprove ([Andersen and Lang, 2008](#)) method.

1.1 Cluster improvement: compared with graph clustering

To start, consider [Figure 1](#), in which we consider a synthetic graph model called a stochastic block model. In our instance of the stochastic block model, we plant 5 clusters of 20 vertices. Edges between vertices in the same cluster occur at random with probability 0.3. Edges between vertices in different clusters occur at random with probability 0.0157. A popular algorithm for graph clustering is the Louvain method ([Blondel et al., 2008](#)). On this problem input instance, running the Louvain method often produces a clustering with a small number of errors ([Aside 1](#)). By using the LocalFlowImprove algorithm on each cluster returned by Louvain, we can directly refine the clusters output by the Louvain method (i.e., we can choose our input set R to be the output of some other method). This example involves running the improvement algorithm one time for each cluster returned by the Louvain method. Doing so results in a perfectly accurate clustering for this instance.

ASIDE 1. *For this particular example, there are ways of getting a completely accurate answer that involve re-running the Louvain method or tweaking parameters. Our point is simply that we can easily improve existing clustering pipelines with flow-based improvement methods.*

1.2 Cluster improvement: compared with seeded graph diffusion

Another common scenario in applied work with graphs is what we will call a target identification problem. In this setting, there is a large graph and we are given only one, or a very small number of vertices, from a hidden target set. See [Figure 2\(a\)](#) for an illustration. Seeded graph diffusions are a common technique for this class of problems. In a seeded graph diffusion, the input is a seed node s and the output is a set of nearby graph vertices related to s ([Zhu, Ghahramani, and Lafferty, 2003](#); [Faloutsos, McCurley, and Tomkins, 2004](#); [Zhou et al., 2004](#); [Tong, Faloutsos, and Pan, 2006](#); [Kloumann and Kleinberg, 2014](#)). Arguably, the most well-known and widely-applied of these seeded graph methods is seeded PageRank ([Gleich, 2015](#)). In essence, seeded PageRank

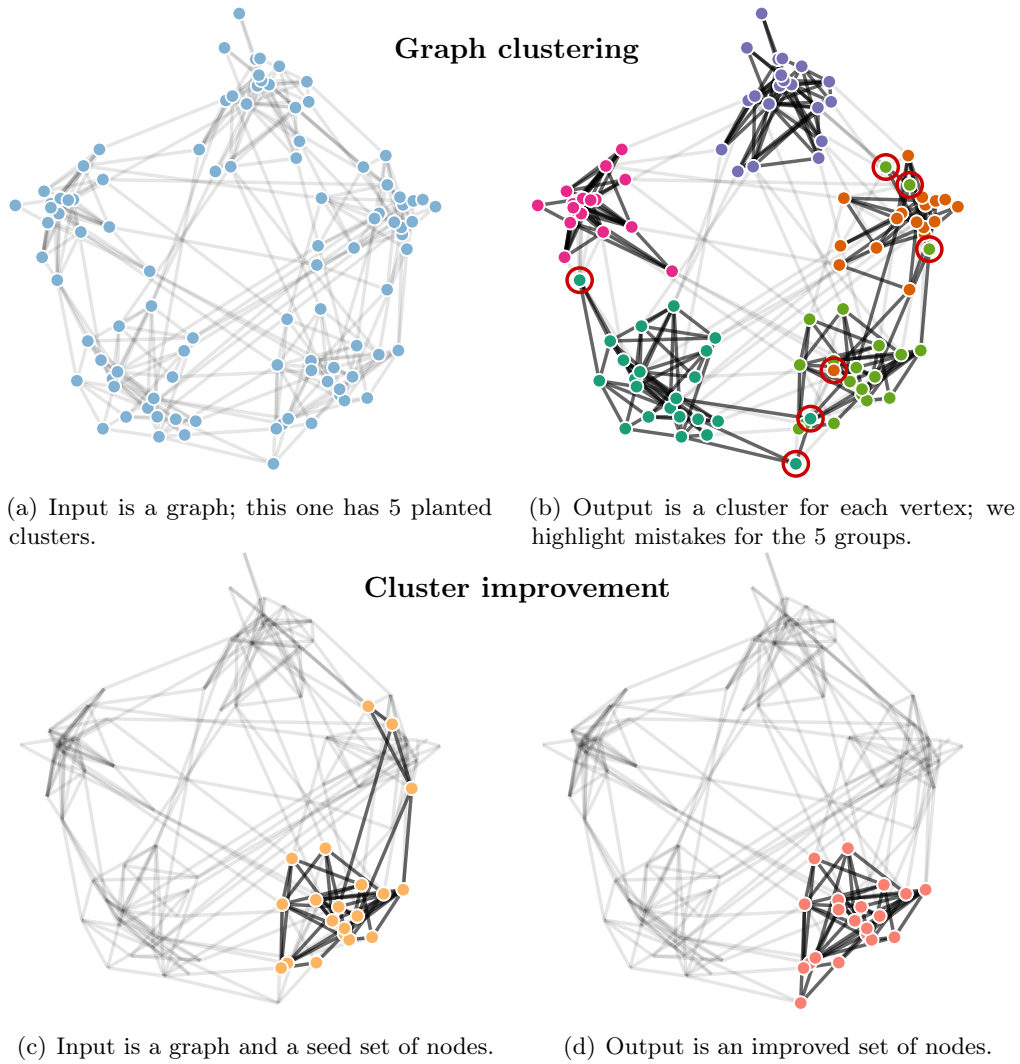


Figure 1 – *Graph clustering (known as community detection in some areas) is a problem where the input is a graph and the output is a labeling or partition indicator for each node, indicating the group/cluster to which each node belongs. This is illustrated in (a) and (b). Cluster improvement different problem. In cluster improvement problems, the input is both a graph and a set of nodes, and the output is a set of nodes that is improved in some sense. As an example, in (c), we show the input as the same graph from (a) along with one of the groups from (b) that has a few mistakes. The result of cluster improvement in (d) has no mistakes. See replication details in the appendix.*

problems identify related vertices as places where a random walk in the graph is likely to visit when it is frequently restarted at s .

Cluster improvement algorithms are different than but closely related to *seeded graph diffusion* problems. This relationship is both formal and applied. It is related in a formal (and obvious) sense because seeded PageRank and its relatives correspond to an optimization problem that will also provably identify sets of small conductance (Andersen, Chung, and Lang, 2006). It is related in an applied sense for the following (important, but initially less obvious) reason: the improvement methods we describe are excellent choices to refine clusters produced by seeded PageRank and related Laplacian-based spectral graph methods (Lang, 2005; Fountoulakis et al., 2017; Veldt, Gleich, and Mahoney, 2016). The basic reason for this is that spectral methods often exhibit a “bleed out” nearby a boundary. For instance, if a node at the boundary of an idealized target cluster is visited with a non-trivial probability from a random walk, then neighbors will also be visited with non-trivial probability. In particular, this means that such spectral methods tend to output clusters with larger conductance, more false positives (in terms of the target set), and sometimes fewer true positives as well.

An illustration of this *bleeding out* of a spectral method is given in Figure 2. Here, we are using the algorithms to study a graph with a planted target cluster of 72 vertices in the center of

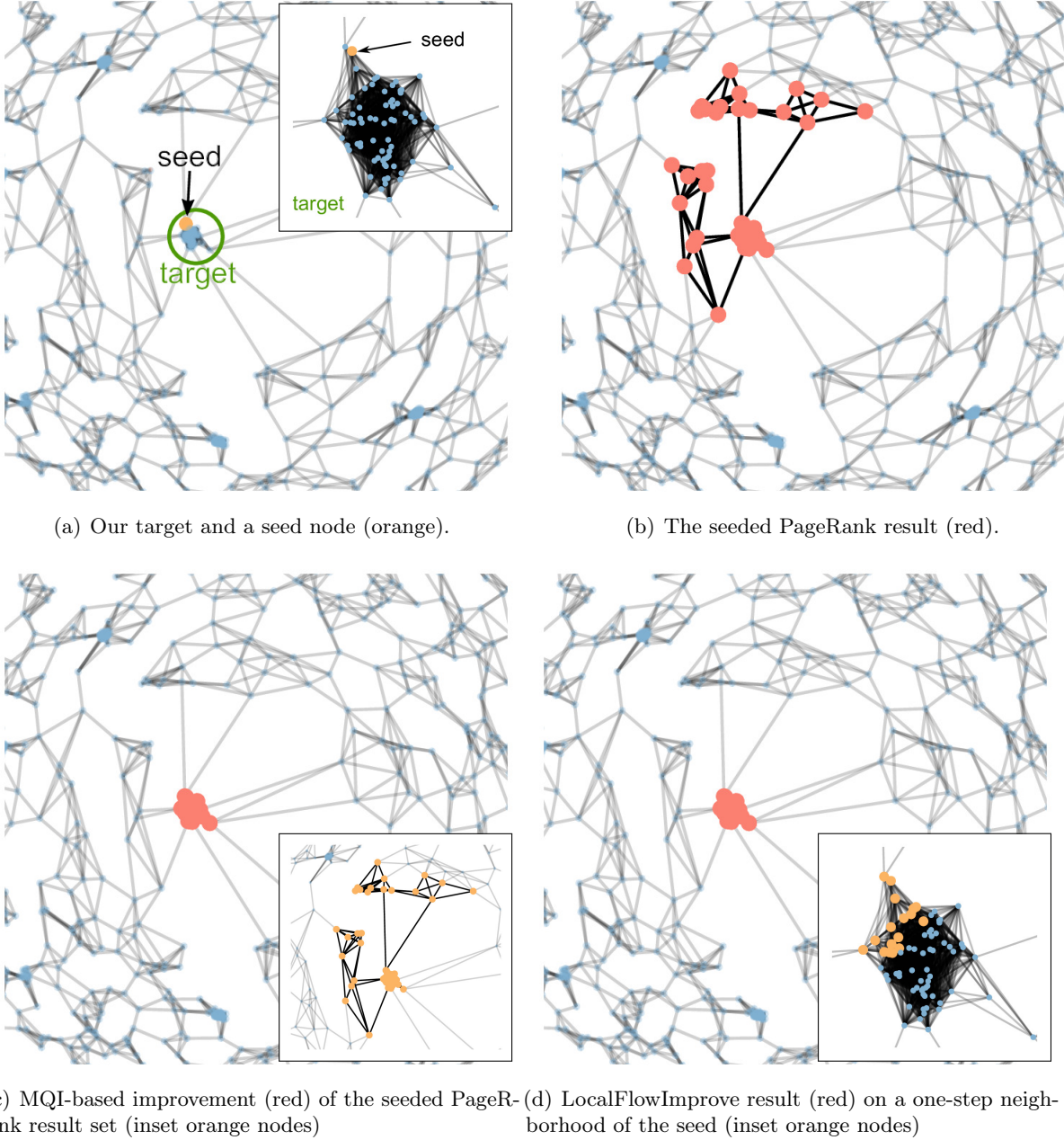


Figure 2 – Cluster improvement with MQI (Lang and Rao, 2004) and LocalFlowImprove (Orecchia and Zhu, 2014) on a large graph. We show a piece of a larger graph with a target cluster in the middle of (a) and an expanded view of the target and seed in the inset of (b). If we run a seeded PageRank-based method to search for a cluster nearby the seed, then the result bleeds out into the rest of the graph and fails to capture the boundary of the cluster, as shown in (b). If, using the seeded PageRank result as the reference set R (shown in orange in the inset of (c)), we run MQI, then we accurately identify the target in (c) in red. Likewise, if, using the one-step neighborhood of the seed as R (shown in orange in the inset of (d)), we run LocalFlowImprove, then we also accurately identify the target (d) in red. See Appendix A for details.

a much larger 3000 node graph. If we run a seeded PageRank algorithm from a node nearby the boundary of the target, then the result set expands too far beyond the target cluster (Figure 2(b)). If we then run the MQI cluster improvement method on the output of seeded PageRank, then we accurately identify the target cluster alone (Figure 2(c)). Likewise, if we simply expand the seed node into a slightly larger set by adding all of the seed’s neighbors, and we then perform a single run of the LocalFlowImprove method, then we will accurately identify this set.

1.3 Cluster improvement: compared with image segmentation

Our final introductory example is given in Figure 3, and it illustrates these improvement algorithms in the context of image segmentation. Here, an input image is translated into a weighted graph through a standard technique. The goal of that technique is to ensure that similar regions of the image appear as clusters in the resulting graph; this standard process is described formally in Appendix B. On this graph representing an image, the target set identification problem from Section 1.2 yields an effective image segmentation procedure, albeit with a much larger set of seed nodes.

We focus on the face of the astronaut as our target set. Figure 3(a) shows a superset of the face. When given as the input set to the MQI cluster improvement method (which, recall, always returns a subset of the input), the result closely tracks the face, as is shown in Figure 3(b). Note that there are still a small number of false positives around the face—see the region left of the neck below the ear—but the number of false positives decreases dramatically with respect to the input. Similarly, when given a subset of the face, we

ASIDE 2. *These image segmentation examples are used to illustrate properties of the algorithms that are difficult to visualize on natural graphs. They are not intended to represent state of the art segmentation procedures.*

can use LocalFlowImprove (which, recall, can expand or contract the input seed set) to find most of it. We present in Figure 3(c) the input cluster to LocalFlowImprove, which is clearly a subset of the face; and the output cluster for LocalFlowImprove is shown in Figure 3(d), which again closely tracks the face with a few false negatives around the mouth.


1.4 Overview and Summary

One challenge with the flow-based cluster improvement literature is that (so far) it has lacked the simplicity of related spectral methods and seeded graph diffusion methods like PageRank (Gleich, 2015; Zhu, Ghahramani, and Lafferty, 2003; Faloutsos, McCurley, and Tomkins, 2004; Zhou et al., 2004; Tong, Faloutsos, and Pan, 2006; Kloumann and Kleinberg, 2014). These spectral methods are often easy to explain in terms of random walks, Markov chains, linear systems, and intuitive notions of *diffusion*. Instead, the flow-based literature involves complex and seemingly arbitrary graph constructions that are then used, almost like magic (at least to researchers and downstream scientists not deeply familiar with flow-based algorithms), to show impressive theoretical results. Our goal here is to pull back the curtain on these constructions and provide a unified framework based on a class of optimization methods known as fractional programming.

The connection between flow-based local graph clustering and fractional programming is not new, e.g., Lang and Rao (2004) cite one relevant paper (Gallo, Grigoriadis, and Tarjan, 1989). Both Lang and Rao (2004) and Andersen and Lang (2008) mention binary search for finding optimal ratios akin to root-finding. Hochbaum (2010) was the first to develop a general framework of root-finding algorithms for global flow-based fractional programming problems. However, specialization of these results to the FlowImprove problem require special treatment which is not discussed in (Hochbaum, 2010). That said, our purpose in using these connections is that they make the methods simpler to understand. Thus, we will make the connection extremely clear, and we will demonstrate that our fractional programming optimization perspective unifies *all* existing flow-based cluster improvement methods. *Indeed, it is our hope that adopting this perspective will be used to develop new theoretically-principled and practically-useful methodologies.*

1.5 Reproducible Software: the LocalGraphClustering package


In addition to the detailed and unified explanation of the flow-based improvement methods, we have implemented these algorithms in a software package with a user-friendly python interface. The software is called LocalGraphClustering (Fountoulakis et al., 2019b) (which, in addition to implementing flow improvement methods that we review here we implement spectral diffusion methods for clustering, methods for multi-label classification, network community profiles and network drawing methods). As an example of using this package, running the seeded PageRank followed by MQI for the results shown in Figure 2 is as simple as:



(a) Input to MQI.



(b) Output of MQI.



(c) Input to LocalFlowImprove.



(d) Output of LocalFlowImprove.

Figure 3 – Illustration of cluster improvement with MQI (Lang and Rao, 2004) and LocalFlowImprove (Orecchia and Zhu, 2014) on an image. In Figure 3(a), we show the input set of nodes to MQI. The set of nodes consists of the pixels inside the yellow square. Note that MQI looks for good clusters within the input square, and the target cluster is the face of the astronaut. In Figure 3(b), we show the output, which demonstrates that MQI-based cluster improvement decreases the number of false positives. In Figure 3(c), we show the input set of nodes to LocalFlowImprove. The set of nodes consists of the pixels inside the yellow square. Note that LocalFlowImprove looks for good clusters around the region of the input square and the target cluster is the face of the astronaut. In Figure 3(d), we show the output, which demonstrates that LocalFlowImprove-based cluster improvement increases the number of true positives. See Appendix A for details.

```
import localgraphclustering as lgc          # load the package
G = lgc.GraphLocal("geograph-example.edges") # load the graph
seed = 305                                # set the seed and compute
R,cond = lgc.spectral_clustering(G,[seed],method='l1reg') # seeded PageRank
S,cond = lgc.flow_clustering(G,R,method='mqi') # improve with MQI
```

This software also enables us to explore a number of interesting applications of flow-based cluster improvement algorithms that demonstrate uses beyond simply improving the conductance of sets. The implementation of the methods scales to graphs with billions of edges when used appropriately. In this survey, we explore graphs with up to 117 million edges (Section 9.4).

This package is useful generally. For reproducibility we also provide code that reproduces all the experiments that are presented in this survey.

1.6 Outline

There are three major parts to our survey; and these are designed to be relatively modular to enable one to read parts (e.g., to focus on the theoretical results or the empirical results) separately.

In the first part, we introduce the fundamental concepts and techniques, both informally as in this introduction and formally through our notation (Section 2) and fractional programming sections (Section 3). In particular, we introduce graph cluster metrics such as conductance in Section 2.6. We also introduce fundamental ideas related to *local graph computations* in Section 2.7, which discusses the distinction between strongly and weakly local graph algorithms. These ideas are then used to explain the precise objective functions and settings for flow-based cluster improvement algorithms in Section 3. This part continues with an overview of how these methods fit into the broader literature of graph-based algorithms (Section 4), and it includes a brief discussion of other scenarios where *max-flow* and *min-cut* algorithms are used as a fundamental computational primitive (Section 4.5), as well as infinite dimensional analogues to these ideas (Section 4.7). We also include a number of ideas that show how the ideas generalize beyond using conductance.

In the second part, we provide the technical core of the survey. We begin our description of the details of the methods with a review of concepts from minimum flow and maximum cuts (Section 5). In particular, this section has a careful derivation of these problems as duals in terms of linear programs. The next three sections, Sections 6 to 8, cover the three algorithms that we use in the experiments: MQI, FlowImprove, and LocalFlowImprove. For each algorithm, we provide a thorough discussion on how to define each step of the algorithms. On a high level, these algorithm require at each iteration the solution of a max-flow problem. However, to actually implement these methods one requires construction of local modification of the given graphs.

In the final part, we provide an extensive empirical evaluation and demonstration of these algorithms (Section 9). This is done in the context of a number of datasets where it is possible to illustrate clearly and easily the benefits of these techniques. Examples in this evaluation include images, as we saw in the introduction, as well as road networks, social networks, and nearest neighbor graphs that represent relationships among galaxies. This section also includes experiments on graphs with up to 117 million edges.

In addition, we provide an appendix with full reproducibility details for all of the figures and tables (Appendices A and B). These include references to specific Python notebooks for replication of the experiments.

2 Notation, Definitions, and Terminology

We begin by reviewing specific mathematical assumptions, notation, and terminology that we will use. To start, we use the following standard notations:

\mathbb{Z}	denotes the set of integer numbers,
\mathbb{R}	denotes the set of real-valued numbers,
\mathbb{R}_+	denotes the set of real-valued non-negative numbers,
\mathbb{R}^n	denotes the set of real-valued vectors of length n ,
$\mathbb{R}^{n \times n}$	denotes the set of real-valued $n \times n$ matrices,
\mathbb{R}_+^n	denotes the set of real-valued non-negative vectors of length n , and
$\mathbb{R}_+^{n \times n}$	denotes the set of real non-negative $n \times n$ matrices.

2.1 Graph notation

Given a graph $G = (V, E)$, we let V denote the set of nodes and E denote the set of edges. We assume an undirected, weighted graph throughout, although some of the constructions and concepts involved in a flow computation are often best characterized through directed graphs. For an unweighted graph, everything we do will be equivalent to assigning an edge-weight of 1 to all edges. Also, we also assume that the given graphs have no self-loops.

The cardinality of the set V is denoted by n , i.e., there are n nodes, and we assume that the nodes are arbitrarily ordered from 1 to n . Therefore, we can write $V := \{1, 2, \dots, n\}$. We use v_i to denote node i , and when it is clear, we will use i to denote that node. We assume that the edges E in the graph are arbitrarily ordered. The cardinality of the set E is denoted by m , i.e., there are m edges. We will use e_{ij} to denote an edge.

A path is a sequence of edges which connect a sequence of vertices. A connected component is a subset of nodes such that there exists a path between any pair of nodes in that subset.

We frequently work with subsets of vertices. Let $S \subseteq V$, for example. Then \bar{S} denotes the complement of subset $S \subseteq V$, formally, $\bar{S} = \{v \in V \mid v \notin S\}$. The notation ∂S represents the node-boundary of the set S ; formally, it denotes the set of nodes that are in \bar{S} and are connected with an edge to at least one node in S . In set notation, we have $\partial S = \{v, \text{ where } v \in \bar{S}, \text{ and there exists } (u, v) \in E \text{ with } u \in S\}$.

2.2 Matrices and vectors for graphs

Here, we define matrices that can be used to define models and objective functions on graph data. They can also provide a compact way to understand and describe algorithms that operate on graphs.

The *adjacency matrix* $A \in \{0, 1\}^{n \times n}$ (or $\in \mathbb{R}_+^{n \times n}$ if the graph is weighted) provides perhaps the most simple representation of a graph using a matrix. In A , row i corresponds to node i in the graph, and element A_{ij} is non-zero if and only if nodes i and j are connected with an edge in the given graph. The value of A_{ij} is the edge weight for a weighted graph, or simply 1 for an unweighted graph. Since we are working with undirected graphs, the adjacency matrix is symmetric, i.e., $A_{ij} = A_{ji}$, where A_{ij} is the element at the i th row and j th column of matrix A .

The *diagonal weighted degree matrix* $D \in \mathbb{Z}_+^{n \times n}$ (or $\in \mathbb{R}_+^{n \times n}$ if the graph is weighted) is a matrix that stores the degree information for every node. The element D_{ii} is the sum of weights of the edges of node i , i.e., $D_{ii} := \sum_{j \in V: j \sim i} A_{ij}$; and off-diagonal elements, i.e., D_{ij} , for $i \neq j$, equal zero.

The *degree vector* is defined as $d = \text{diag}(D)$, where $\text{diag}(\cdot)$ takes as input a vector or a matrix and returns, respectively, a diagonal matrix with the vector in the diagonal or a vector with diagonal elements of a matrix.

The *edge-by-node incidence matrix* $B \in \{0, -1, 1\}^{m \times n}$ (where, recall, n is the number of nodes, and m is the number of edges) is often used to measure differences among nodes. Each row of this matrix represents an edge, and each column represents a node. For example, row k in B represents the k th edge in the graph (arbitrarily ordered) that corresponds (say) to nodes i and j in the graph. Row k in B then has exactly two nonzero elements, i.e., -1 for the source of the edge and 1 for the target of the edge, at the i and j position, respectively. If the graph is undirected, then we can arbitrarily choose which node is the source and which node is the target on an edge, without loss of generality. Note that because we assume no self-loops, the incidence matrix contains the full information about the edges of the graph.

The *diagonal edge-weight or edge-capacity matrix* $C \in \mathbb{R}_+^{m \times m}$ is a diagonal matrix where each diagonal element corresponds to the weight of an edge in the graph. This matrix is the identity for an unweighted graph. For example, assuming that the edges in the graph are arbitrarily ordered, then the k th diagonal element corresponds to weight of the k th edge in the graph.

The *Laplacian matrix* $L \in \mathbb{Z}^{n \times n}$ (or $\in \mathbb{R}^{n \times n}$ if the graph is weighted) is defined as $L = D - A$ or equivalently $L = B^T C B$.

Vectors of all-ones and all-zeros, denoted $\mathbf{1}_n$ and $\mathbf{0}_n$, respectively, are column vectors of length n . If the dimensions of each vector will be clear from the context, then we omit the subscript. The *indicator vector* $\mathbf{1}_i$ is a column vector that is equal to 1 at the i th index and zero elsewhere. If the indicator is used with a vertex, then the length of the vector $\mathbf{1}_i$ is n . For an edge, its length is m .

If S is a subset of nodes or a subset of indices and A is any matrix, e.g., the adjacency matrix, then A_S is a submatrix of A that corresponds to the rows and columns with indices in S . Likewise, $\mathbf{1}_S$ is a column vector with ones in entries for S . These indicator vectors have length n .

2.3 Vector norms

We denote the vector 1-norm by $\|x\|_1 = \sum_i |x_i|$ and the 2-norm by $\|x\|_2 = \sqrt{\sum_i (x_i)^2}$. We will use these norms to measure differences among nodes that are represented in a vector x , i.e., every node corresponds to an element in vector x . For example, $\|Bx\|_1 = \sum_{e_{ij} \in E} |x_i - x_j|$ is the sum of differences among node representations in x . In the case of weighted graphs, this can be generalized to $\|Bx\|_{C,1} = \sum_{e_{ij} \in E} C_{e_{ij}} |x_i - x_j| = \sum_{e_{ij} \in E} A_{ij} |x_i - x_j|$ is a diagonal matrix with the edge weights in the diagonal. For the 2-norm, we have $\|Bx\|_{C,2}^2 = \sum_{e_{ij} \in E} C_{e_{ij}} (x_i - x_j)^2 = \sum_{e_{ij} \in E} A_{ij} (x_i - x_j)^2$.

2.4 Graph cuts and volumes using set and matrix notation

Much of our discussion will fluidly move between set-based descriptions and matrix-based descriptions. Here, we give a simple example of how this works in terms of a graph cut and volume of a set.

Graph cut We say that a pair of complement sets (S, \bar{S}) , where $S \subseteq V$, is a *global graph partition* of a given graph with node set V . Given a partition (S, \bar{S}) , the *cut of the partition* is the sum of weights of edges between S and \bar{S} , which can be denoted by either

$$\text{cut}(S, \bar{S}) = \sum_{i \in S, j \in \bar{S}} A_{ij}, \quad \text{or} \quad \text{cut}(S) = \sum_{i \in S, j \in \bar{S}} A_{ij}. \quad (2.1)$$

Instead of using set notation to denote a partition of the graph, i.e., (S, \bar{S}) , we can use indicator vector notation $x = \mathbf{1}_S \in \{0, 1\}^n$ to denote a partition. In this case, the cut of the partition is

$$\text{cut}(S, \bar{S}) = \sum_{i,j} A_{ij} |x_i - x_j| = \|B\mathbf{1}_S\|_{C,1}. \quad (2.2)$$

Note that both expressions are symmetric in terms of S and \bar{S} .

Graph volume The *volume of a set of nodes* S is equal to the sum of the degrees of all nodes in S , i.e.,

$$\text{vol}(S) = \sum_{i \in S} d_i. \quad (2.3)$$

We will use the notation $\text{vol}(G)$ to denote the *volume of the graph*, which is equal to $\text{vol}(V)$. Using this definition and our matrix definitions above, we have that the *volume of a subset of nodes* is $\text{vol}(S) = \mathbf{1}_S^T d$.

2.5 Relative volume

For the FlowImprove and LocalFlowImprove formulations we will study, they are simplest to explain with an idea of *relative volume*. The *relative volume* of S with respect to R and κ is

$$\text{rvol}(S; R, \kappa) = \text{vol}(S \cap R) - \kappa \text{vol}(S \cap \bar{R}). \quad (2.4)$$

The relative volume is a very useful concept that we will use to define the objective functions of the local flow-based problems, MQI, FlowImprove and LocalFlowImprove. The purpose of the relative volume is to measure the volume of the intersection of S with the input seed set nodes R , while penalizing the volume of the intersection of S with the complement \bar{R} . This is important when we define the objective functions of MQI, FlowImprove and LocalFlowImprove, since we want to penalize sets S that have little intersection with R and high intersection with \bar{R} . This makes sense, since in local flow-based improve methods the goal is often to improve the input set R , thus we want the output S of a method to be “related” to R more than \bar{R} .

2.6 Cluster quality metrics

Here, we discuss scores that we use to evaluate the quality of a cluster. For all of these measures, *smaller values correspond to better clusters*, i.e., correspond to a cluster of higher quality.

Conductance The *conductance function* is defined as the ratio between the number of edges that connect the two sides of the partition (S, \bar{S}) and the minimum “volume” of S and \bar{S} :

$$\phi(S) = \frac{\text{cut}(S)}{\min(\text{vol}(S), \text{vol}(\bar{S}))}.$$

The set of minimal conductance is a fundamental bottleneck in a graph. For example, small conductance in a set is often interpreted as an information bottleneck revealing community or module structure, or (relatedly) as a bottleneck to the mixing of random walks on the graph. Note that conductance values are always between 0 and 1, and they can be interpreted as a probability. (Formally, this is the probability that random walk moves between S and \bar{S} after fully mixing.)

Normalized Cuts The *normalized cut function* is a related notion that provides a score that is often used in image segmentation problems (Shi and Malik, 2000), where a graph is constructed from a given image and the objective is to partition the graph in two or more segments. In the case of a bi-partition problem, the normalized cuts score reduces to:

$$\text{ncut}(S) = \frac{\text{cut}(S)}{\text{vol}(S)} + \frac{\text{cut}(\bar{S})}{\text{vol}(\bar{S})}.$$

The normalized cuts and conductance scores are related, in that $\phi(S) \leq \text{ncut}(S) \leq 2\phi(S)$. There is a related concept, called ncut' (Sharon et al., 2006; Hochbaum, 2010) that just measures the cut to volume ratio for a single set $\text{ncut}'(S) = \text{cut}(S)/\text{vol}(S)$. Observe that this is equal to $\phi(S)$ for any set with less than half of the volume.

Expansion The *expansion function* or *expansion score* is defined as the ratio between the number of edges that connect the two sides of the partition (S, \bar{S}) and the minimum “size” of S and \bar{S} :

$$\tilde{\phi}(S) = \frac{\text{cut}(S)}{\min(|S|, |\bar{S}|)}.$$

Compared to the conductance score, which uses the volume (related to number of edges) of the sets S and \bar{S} in the denominator, the expansion score counts the number of nodes in S or \bar{S} . This has the property that the expansion score is affected less by high degree nodes. Similarly to conductance, smaller expansion scores correspond to better clusters. However, these values are not necessarily between 0 and 1.

ASIDE 3. Our definition of expansion used here is sometimes used as the definition for sparsity. The literature is not entirely consistent on these terms.

Sparsity The *sparsity measure* of a set is a topic that arises often in theoretical computer science. It is closely related to expansion, but measures the fraction of edges that exist in the cut compared to the total possible number

$$\psi(S) = \frac{\text{cut}(S)}{|S||\bar{S}|}.$$

This value is always between 0 and 1. Also, $\tilde{\phi}(S) \leq n\psi(S) \leq 2\tilde{\phi}(S)$ because $n\psi(S) = \frac{\text{cut}(S)}{|S|} + \frac{\text{cut}(\bar{S})}{|\bar{S}|}$. Hence, sparsity is a scaled measure akin to normalized cut.

Ratio cut The *ratio cut function* provides a score that is often used in data clustering problems, where a graph is constructed by measuring similarities among the data, and the objective is to partition the data into multiple clusters (Hagen and Kahng, 1992). In the case of the bi-partition problem, the ratio cut score reduces to:

$$\text{rcut}(S) = \frac{\text{cut}(S)}{|S|}.$$

Observe that the ratio cut and expansion scores are related, in the sense that the latter is equal to the former if the input set of nodes S has cardinality less than or equal to $n/2$. The ratio cut was popularized due to its importance in image segmentation problems (Felzenszwalb and Huttenlocher, 2004). Usually, this ratio is minimized by performing a spectral relaxation (von Luxburg, 2007).

2.7 Strongly and weakly local graph algorithms

Local graph algorithms and locally-biased graph algorithms are the “right” setting to discuss cluster improvement algorithms on large-scale data graphs. For the purposes of this survey, there are two key types of (related but quite distinct) local graph algorithms:

- **Strongly local graph algorithms.** These algorithms take as input a graph G and a reference cluster of vertices R ; and they have a runtime and resource usage that only depends on the size of the reference cluster R (or the output S , but not the size of the entire graph G).
- **Weakly local graph algorithms.** These algorithms take as input a graph G and a reference cluster of vertices R ; and they return an answer whose size will depend on R , but whose runtime and resource usage may depend on the size of the entire graph G (as well as the size of R).

That is, in both cases, one wants to find a good/better cluster near R , and in both cases one outputs a small cluster S that is near R , but in one case the running time of the algorithm is independent of the size of the graph G , while in the other case the running time depends on the size of G . For more about local and locally-biased graph algorithms, we recommend Gleich and Mahoney (2016); Fountoulakis, Gleich, and Mahoney (2017) and also Mahoney, Orecchia, and Vishnoi (2012); Lawlor, Budavári, and Mahoney (2016b,a) for overviews.

It is easy to quantify the size of the output S being small; but, in general, the *locality of an algorithm*, i.e., how many nodes/edges are touched at intermediate steps, may depend on how the graph is represented. We typically assume something akin to an adjacency list representation that enables:

- constant time access to a list of neighbors; and
- constant or nearly constant (e.g., $O(\log |V|)$) time access to an arbitrary edge.

Moreover, the cost of building this structure is *not counted* in the runtime of the algorithm, e.g., since it may be a one-time cost when the graph is stored. Note that, in addition to a reference cluster R , these algorithms could take information about vertices in a reference set, such as a vector of values, as well.

The importance of these characterizations and this discussion is the following:

*for strongly local graph algorithms
the runtime is independent of the size of the graph.*

In particular, this means that the algorithm does not even touch all of the nodes of the graph G . This makes a strongly local graph algorithm an extremely useful tool for studying large data graphs. For instance, in Figure 2, none of the algorithms used information from more than about 500 vertices of the the total 3000 vertices of the graph, and this result wouldn’t have changed at all if the entire graph was 3 million vertices (or more as in Shun et al. (2016)).

To contrast with strongly-local graph algorithms, most graph and mesh partitioning tools—and even the improved and refined variations—are global in nature. In other words, the methods take as input a graph, and the output of the methods is a global partitioning of the entire graph. In particular, this means that the methods have running time which depends on the size of the whole graph. This makes it *very* challenging to apply these methods to even moderately large graphs.

3 Main Theoretical Results: Flow-based Cluster Improvement and Fractional Programming Framework

In this section, we will introduce and discuss the fractional programming problem and its relevance to flow-based cluster improvement. The motivation is that work on cluster improvement

algorithms has thus far proceeded largely on a case-by-case basis; but as we will describe, fractional programming is a class of optimization problems that provides a way to generalize and unify existing cluster improvement algorithms.

3.1 Cluster improvement objectives and their properties

For the problem of conductance-based cluster improvement, the three methods we consider exactly optimize the following objective functions:

$$\begin{array}{ll}
\text{MQI:} & \begin{array}{l} \text{minimize}_{S \subseteq V} \quad \frac{\text{cut}(S)}{\text{vol}(S)} \\ \text{subject to} \quad S \subseteq R \end{array} \\
\text{FlowImprove:} & \begin{array}{l} \text{minimize}_{S \subseteq V} \quad \frac{\text{cut}(S)}{\text{rvol}(S; R, \text{vol}(R)/\text{vol}(\bar{R}))} \\ \text{subject to} \quad \text{rvol}(S; \dots) > 0 \end{array} \\
\text{LocalFlowImprove}(\delta) : & \begin{array}{l} \text{minimize}_{S \subseteq V} \quad \frac{\text{cut}(S)}{\text{rvol}(S; R, \text{vol}(R)/\text{vol}(\bar{R}) + \delta)} \\ \delta \geq 0 \quad \text{subject to} \quad \text{rvol}(S; \dots) > 0 \end{array}
\end{array}$$

The constraint $\text{rvol}(S; \dots) > 0$ simply means that we only consider sets where the denominator is positive (we omit repeating all the parameters from the denominator for simplicity). This definition implies that sets S such that $\text{rvol}(S; R, \text{vol}(R)/\text{vol}(\bar{R})) \leq 0$ cannot be optimal solutions for FlowImprove. Also, because we are minimizing over discrete sets, there is not a closure problem with the resulting strict inequality ($\text{rvol}(S; \dots) > 0$), so these are all well-posed.

Note that LocalFlowImprove(δ) interpolates between the FlowImprove ($\delta = 0$) and MQI ($\delta = \infty$) because when δ is sufficiently large, then the term $\text{vol}(S \cap \bar{R})$ that arises in rvol must be 0 in order to be feasible. In fact, if $\delta > \text{vol}(R)(1 - 1/\text{vol}(\bar{R}))$ then positive denominators alone will require $S \subset R$.

To understand better the connections between these three objectives, we begin by stating a simple property of these objective functions. The following theorem states that conductance gets *smaller*, i.e., *better*, as we move from MQI to LocalFlowImprove to FlowImprove.

THEOREM 3.1 *Let G be an undirected, connected graph with non-negative weights. Let $R \subset V$ have $\text{vol}(R) \leq \text{vol}(\bar{R})$, where \bar{R} is the complement of R . Let $S_{\text{MQI}}, S_{\text{FI}}, S_{\text{LFI}}$ be the optimal solution of the MQI, FlowImprove, and LocalFlowImprove objectives, respectively. If the solutions of FlowImprove and LocalFlowImprove satisfy $\text{vol}(S_{\text{FI}}) \leq \text{vol}(\bar{S}_{\text{FI}})$ and $\text{vol}(S_{\text{LFI}}) \leq \text{vol}(\bar{S}_{\text{LFI}})$ (that is, the solution set is on the small side of the cut), then*

$$\phi(S_{\text{FI}}) \leq \phi(S_{\text{LFI}}) \leq \phi(S_{\text{MQI}}).$$

Proof The first piece, that $\phi(S_{\text{LFI}}) \leq \phi(S_{\text{MQI}})$ is a simple, useful exercise we briefly repeat from Veldt, Gleich, and Mahoney (2016, Theorem 4). Note that if $S \subseteq R$ then $\phi(S) = \frac{\text{cut}(S)}{\text{rvol}(S; R, \kappa)}$ for any κ . Now, for any $\kappa \geq \text{vol}(R)/\text{vol}(\bar{R}) > 0$ we have

$$\phi(S_{\text{LFI}}) = \frac{\text{cut}(S_{\text{LFI}})}{\text{vol}(S_{\text{LFI}})} \leq \frac{\text{cut}(S_{\text{LFI}})}{\text{rvol}(S_{\text{LFI}}; R, \kappa)}.$$

Next, note that $\text{rvol}(S; R, \kappa) > 0$ for all $S \subseteq R$. Thus, we have

$$\phi(S_{\text{LFI}}) \leq \frac{\text{cut}(S)}{\text{rvol}(S; R, \kappa)} \quad \text{for all } S \subseteq R \leq \phi(S) \quad \text{for all } S \subseteq R = \phi(S_{\text{MQI}}).$$

This shows that both LocalFlowImprove and FlowImprove give better conductance sets than MQI.

Table 1 – Characteristics of the MQI, FlowImprove, and LocalFlowImprove methods.

Method	Strongly local	Explores beyond R	Easy to implement	Section
MQI	✓		✓	Section 6
FlowImprove		✓	✓	Section 7
LocalFlowImprove	✓	✓		Section 8

For the second piece, we use an alternative characterization of LocalFlowImprove as discussed in [Orecchia and Zhu \(2014\)](#). LocalFlowImprove(δ) is equivalent to solving the following optimization problem for some constant C :

$$\begin{aligned} & \underset{S \subset V}{\text{minimize}} && \frac{\text{cut}(S)}{\text{rvol}(S; R, \text{vol}(R)/\text{vol}(\bar{R}))} \\ & \text{subject to} && \frac{\text{vol}(S \cap R)}{\text{vol}(S)} \geq C, \text{rvol}(S; \dots) > 0 \end{aligned}$$

while FlowImprove solves the same problem without the constraint involving C . Then we have:

$$\begin{aligned} \frac{\text{cut}(S_{FI})}{\text{rvol}(S_{FI}; R, \text{vol}(R)/\text{vol}(\bar{R}))} &\leq \frac{\text{cut}(S_{LFI})}{\text{rvol}(S_{LFI}; R, \text{vol}(R)/\text{vol}(\bar{R}))} \\ \frac{\text{cut}(S_{FI})}{\text{cut}(S_{LFI})} &\leq \frac{\text{rvol}(S_{FI}; R, \text{vol}(R)/\text{vol}(\bar{R}))}{\text{rvol}(S_{LFI}; R, \text{vol}(R)/\text{vol}(\bar{R}))}. \end{aligned}$$

If $\phi(S_{FI}) > \phi(S_{LFI})$, we have

$$\frac{\text{cut}(S_{FI})}{\text{cut}(S_{LFI})} > \frac{\text{vol}(S_{FI})}{\text{vol}(S_{LFI})}.$$

Thus,

$$\frac{\text{rvol}(S_{FI}; R, \text{vol}(R)/\text{vol}(\bar{R}))}{\text{rvol}(S_{LFI}; R, \text{vol}(R)/\text{vol}(\bar{R}))} \geq \frac{\text{cut}(S_{FI})}{\text{cut}(S_{LFI})} > \frac{\text{vol}(S_{FI})}{\text{vol}(S_{LFI})}.$$

By substituting the definition of rvol and $\text{vol}(S \cap \bar{R}) = \text{vol}(S) - \text{vol}(S \cap R)$,

$$\begin{aligned} \frac{(1 + \text{vol}(R)/\text{vol}(\bar{R})) \cdot \text{vol}(S_{FI} \cap R) - \text{vol}(R)/\text{vol}(\bar{R}) \cdot \text{vol}(S_{FI})}{(1 + \text{vol}(R)/\text{vol}(\bar{R})) \cdot \text{vol}(S_{LFI} \cap R) - \text{vol}(R)/\text{vol}(\bar{R}) \cdot \text{vol}(S_{LFI})} &> \frac{\text{vol}(S_{FI})}{\text{vol}(S_{LFI})} \\ \frac{\text{vol}(S_{FI} \cap R)}{\text{vol}(S_{FI})} &> \frac{\text{vol}(S_{LFI} \cap R)}{\text{vol}(S_{LFI})} \geq C. \end{aligned}$$

This means that S_{FI} also satisfies the additional constraint in the optimization problem of LFI. But S_{FI} has smaller objective value, which is a contradiction to the fact that S_{LFI} is the optimal solution of LFI optimization problem. ■

Theorem 3.1 would suggest that one should always use FlowImprove to minimize the conductance around a reference set R , but there are other aspects to implementations which should be taken into account. The three most important, summarized in Table 1, are described here.

- **Locality of algorithm.** For strongly local algorithms, the output is a small cluster around the reference set R and the running time depends only on the size of the output but is independent of the size of the graph. Only the former is true for weakly local algorithms. As we will show in forthcoming sections, both MQI and LocalFlowImprove are strongly local. This enables both of them to be run quickly on very large graphs, assuming R is not too large and δ is not too small.
- **Exploration properties of algorithm.** Some methods “shrink” the input, in the sense that the output is a subset of the input, while other methods do not have this restriction, i.e., they can (depending on the input graph and seed set) possibly shrink or expand the input. This classification is particularly useful when we view the methods as a way explore the graph around a given set of seed nodes. For example, MQI only explores the region induced by R , and so it is not suitable for various tasks that involve finding *new nodes*.

- **Ease of implementation.** A final important property of methods regards how easy they are to implement. MQI and FlowImprove are easy to implement because they rely on standard primitives like simple MaxFlow computations. This means that one can black-box max-flow computations by calling existing efficient software packages. For LocalFlowImprove, however, getting a strongly local algorithm requires a more delicate algorithm. Therefore, we consider it to be a more difficult algorithm to implement.

As a simple and quick justification of the locality property of the solution (which is distinct from an algorithmic approach to achieve it), note the following simple-to-establish relationship between δ and the size of the output set for LocalFlowImprove. This was originally used in [Veldt, Klymko, and Gleich \(2019\)](#) as a small subset of a proof.

LEMMA 3.2 *Let G be an undirected, connected graph with non-negative weights. Let S^* be an optimal solution of the LocalFlowImprove objective with $\text{vol}(R) \leq \text{vol}(\bar{R})$. Then $\text{vol}(S^*) < \left(1 + \frac{\text{vol}(\bar{R})}{\text{vol}(R) + \delta \text{vol}(\bar{R})}\right) \text{vol}(R)$.*

Proof For simplicity, let $\sigma = \text{vol}(R)/\text{vol}(\bar{R}) + \delta$. Then because the denominator at any solution must be positive, we have $0 < \text{vol}(S^* \cap R) - \sigma \text{vol}(S^* \cap \bar{R})$. Note that $\text{vol}(S^* \cap \bar{R}) = \text{vol}(S^*) - \text{vol}(R)$, so $0 < (1 + \sigma) \text{vol}(R \cap S^*) - \sigma \text{vol}(S^*)$. Thus, $\text{vol}(S^*) < (1 + 1/\sigma) \text{vol}(R)$. The result follows by substituting the definition for σ . ■

As we will show, all of the algorithms for these objectives fit into a standard fractional programming framework, which provides a useful way to reason about the opportunities and trade-offs. An even more general setting for such problems are *quotient cut problems* that we discuss in [Section 3.7](#). While they are often described in this literature on a case-by-case basis, quotient cut problems all instances of the more general fractional programming class of problems.

3.2 The basic fractional programming problem

A fractional program is a ratio of two objective functions: $N(x)$ for the numerator and $D(x)$ for the denominator. It is often defined with respect to a subset S of \mathbb{R}^n

$$\begin{aligned} & \underset{x}{\text{minimize}} && N(x)/D(x) \\ & \text{subject to} && x \in S \end{aligned} \tag{3.1}$$

where $D(x) > 0$ for all $x \in S$. Fractional programming is an important branch of nonlinear optimization ([Frenk and Schaible, 2009](#)). The key idea in fractional programming is to relate (3.1) to the function

$$f(\delta) = \underset{x \in S}{\text{minimize}} N(x) - \delta D(x)$$

Note that $f(\delta) < 0$ if there exists x such that $N(x)/D(x) \leq \delta$. Moreover, if $N(x)$ and $D(x)$ are linear functions and S is a set described by linear constraints, then $f(\delta)$ can be easily computed by solving a linear program, for instance.

We now specialize this general framework for cluster improvement. Note that we will continue to use δ as the ratio between the numerator and denominator instead of as the LocalFlowImprove parameter until [Section 9](#).

3.3 Fractional programming for cluster improvement

When we consider the objective functions from [Section 3.1](#), note that we can translate them into problems closely related to the fractional programming [Problem \(3.1\)](#). Let $Q \subseteq V$ represent a subset of vertices. For MQI, this is R itself and for the others, it is just V . Now let $g(S \subseteq Q) \rightarrow \mathbb{R}$ represent the denominator terms for

ASIDE 4. Most commonly fractional programming is defined for subsets of \mathbb{R}^n as the domain. In our case, we use set-based domains.

the MQI, FlowImprove, or LocalFlowImprove(δ) objectives from [Section 3.1](#). Then, in a fractional programming perspective on the problems, we are interested in solving the following problem

$$\begin{aligned} & \text{minimize} && \phi_g(S) := \begin{cases} \frac{\text{cut}(S)}{g(S)} & g(S) > 0 \\ \infty & \text{otherwise} \end{cases} \\ & \text{subject to} && S \subseteq Q. \end{aligned} \quad (3.2)$$

Let us assume that there is at least one feasible set $S \subseteq Q$ where $g(S) > 0$, so the solution is not arbitrary. This is satisfied for all the examples above when $S = R$.

As discussed above, we will use a sequence of related parametric problems to find the optimal solution. Thus, we introduce the parametric function

$$z(S, \delta) := \text{cut}(S) - \delta g(S),$$

where the parameter $\delta \in \mathbb{R}$. We also define the function

$$\hat{z}(\delta) := \{\min z(S, \delta) \mid S \subseteq Q\}. \quad (3.3)$$

Computing the value of $\hat{z}(\delta)$ is a key component that we will discuss in [Section 3.6](#) and also [Sections 6](#) to [8](#). Given this, we can consider solving the following equation

$$\hat{z}(\delta) = 0, \quad (3.4)$$

which is a simple root finding problem because $\hat{z}(\delta)$ is monotonically increasing as $\delta \rightarrow 0$ and also $\hat{z}(0) > 0$ and $\hat{z}(\phi_g(R)) \leq 0$ (for our objectives).

We now provide a theorem that establishes the relationship between the root finding [Problem \(3.4\)](#) and the basic fractional programming [Problem \(3.2\)](#). This theorem establishes that by solving [Problem \(3.4\)](#) we solve [Problem \(3.2\)](#) as well. A similar theorem can be found in [Dinkelbach \(1967\)](#), but we had to modify the original result since we do not need to assume that $g(S) > 0$, for all $S \subseteq Q$ as is standard in general fractional programming.

THEOREM 3.3 *Let G be an undirected, connected graph with non-negative weights. A set of nodes S^* is a solution of [Problem \(3.2\)](#) iff $g(S^*) > 0$ and*

$$\hat{z}\left(\frac{\text{cut}(S^*)}{g(S^*)}\right) = 0.$$

Proof For the first part of the proof, let us assume that S^* is a solution of [Problem \(3.2\)](#). This implies that $g(S^*) > 0$. We have that

$$\delta^* := \frac{\text{cut}(S^*)}{g(S^*)} \leq \phi_g(S) \quad \text{for all } S \subseteq Q.$$

Hence,

$$\text{cut}(S^*) - \delta^* g(S^*) = 0, \quad \text{and} \quad \text{cut}(S) - \delta^* g(S) \geq 0 \text{ or } g(S) \leq 0 \text{ for all } S \subseteq Q.$$

Using the above we have that $\{\min z(S, \delta^*) \mid S \subseteq Q, g(S) > 0\}$ is bounded below by zero, and this bound is achieved by S^* . Therefore, $\hat{z}(\delta^*) = 0$, $z(S^*, \delta^*) = 0$.

For the second part of the proof, let assume that $\hat{z}(\delta^*) = 0$ such that

$$\delta^* = \frac{\text{cut}(S^*)}{g(S^*)}, \quad (3.5)$$

and $g(S^*) > 0$. Then

$$\text{cut}(S^*) - \delta^* g(S^*) = 0 \leq \text{cut}(S, \delta^*) - \delta^* g(S) \quad \text{for all } S \subseteq Q \text{ where } g(s) > 0. \quad (3.6)$$

From the second inequality, we have that $\phi_g(S) \geq \delta^* \forall S \subseteq Q$. This means that the optimal solution of [Problem \(3.2\)](#) is bounded below by δ^* . From the first equation above, we get that this bound is achieved by S^* . Therefore, S^* solves [Problem \(3.2\)](#). ■

3.4 Dinkelbach's algorithm for fractional programming

Based on [Theorem 3.3](#), the root of [Problem \(3.4\)](#) will be the optimal value of the general cluster improvement [Problem \(3.2\)](#). To find the root of [Problem \(3.4\)](#), we will use a modified version of Dinkelbach's algorithm ([Dinkelbach, 1967](#)).

Dinkelbach's algorithm Dinkelbach's algorithm is given in [Algorithm 3.1](#). Note that we had to modify the original algorithm slightly since we do not assume that $g(S) > 0, \forall S \subseteq Q$.

Algorithm 3.1 Dinkelbach's Algorithm

- 1: Initialize $k := 1, S_1 := R$ and $\delta_1 := \phi_g(S_1)$.
 - 2: **while** we have not exited via the if clause **do**
 - 3: Compute $\hat{z}(\delta_k)$ by solving $S_{k+1} := \operatorname{argmin}_S z(S, \delta_k)$ subject to $S \subseteq Q$
 - 4: **if** $\phi_g(S_{k+1}) < \delta_k$ (*Recall $\phi_g(S) = \infty$ if $g(S) \leq 0$*) **then**
 - 5: $\delta_{k+1} := \phi_g(S_{k+1})$
 - 6: **else**
 - 7: δ_k is optimal, return previous solution S_k .
 - 8: $k := k + 1$
-

Convergence of Dinkelbach's algorithm We now provide a theorem that establishes that the subproblem at Step 3 of [Algorithm 3.1](#) does not output infeasible solutions, such as an S that satisfies $g(S) \leq 0$. Based on this, we can establish that the objective function of [Problem \(3.2\)](#) is decreased at each iteration of [Algorithm 3.1](#).

THEOREM 3.4 (Convergence) *Let G be an undirected, connected graph with non-negative weights. Let δ^* be the optimal value of [Problem \(3.2\)](#). The subproblem in Step 3 of [Algorithm 3.1](#) cannot have solutions that satisfy $g(S) \leq 0$ for $\delta > \delta^*$. Such solutions are in the solution set of the subproblem iff $\delta \leq \delta^*$. Moreover, the sequence δ_k , which is set to be equal to $\phi_g(S_k)$, decreases monotonically at each iteration. The algorithm reduces δ monotonically and returns a solution where $g(S_k) > 0$.*

Proof For the first part of the theorem, let $\delta \geq 0, \hat{S} \in \{\operatorname{argmin} z(S, \delta)\}$; and let us assume for the sake of contradiction that $g(\hat{S}) \leq 0$. Then

$$z(S, \delta) \geq z(\hat{S}, \delta) \geq 0 \quad \forall S \subseteq Q.$$

Hence,

$$\phi_g(S) \geq \delta \quad \forall S \in \{S \subseteq Q \mid g(S) > 0\},$$

however, this can only be true if $\delta \leq \delta^*$. Otherwise, for $\delta > \delta^*$ we have a contradiction, and this implies that $g(\hat{S}) > 0$. Therefore, a solution $\hat{S} \in \{\operatorname{argmin} z(S, \delta)\}$ satisfies $g(\hat{S}) > 0$, unless $\delta \leq \delta^*$.

For the second part of the theorem, let k be such that $\delta_k > \delta^*$. Then, we have that $z(S_{k+1}, \delta_k) < 0$, since $z(S_{k+1}, \delta_k) < z(S_k, \delta_k) = 0$ (where we get 0 by the definition of δ_k and S_k). If $z(S_{k+1}, \delta_k) < 0$, then we have that $\phi_g(S_{k+1}) = \delta_{k+1} < \delta_k = \phi_g(S_k)$. Note that because $g(S_{k+1}) > 0$ for any $\delta_k > \delta^*$ then we must have $\delta_{k+1} \geq \delta^*$.

Note that because of the algorithm, δ_k can never be less than δ^* . Thus, the remaining case is detecting that $\delta_k = \delta^*$. Suppose this is the case and also $g(S_{k+1}) > 0$, then $\delta_{k+1} = \delta_k = \delta^*$, and based on [Theorem 3.3](#) the algorithm terminates with an optimal solution because either S_{k+1} or S_k are solutions. If $\delta_k = \delta^*$ and $g(S_{k+1}) \leq 0$, then the algorithm terminates (because $\phi_g(S_{k+1}) = \infty$). Thus, S_k must have been optimal (if not, then $g(S_{k+1})$ must be larger than 0) and so the algorithm outputs an optimal solution. ■

Iteration complexity of Dinkelbach's algorithm The iteration complexity of a method allows us to deduce a bound on the number of iterations necessary. We now provide an iteration complexity result for [Algorithm 3.1](#). This involves two results. We begin with [Lemma 3.5](#). This lemma describes several interesting properties of [Algorithm 3.1](#) which have an important practical implication. Specifically, it shows that $g(S_{k+1}) < g(S_k)$. This result has important *practical* implications, since it shows that [Algorithm 3.1](#) is searching for subsets S that have a *smaller* value of the function g . [Lemma 3.5](#) will then allow us to prove an iteration complexity result of [Algorithm 3.1](#) in [theorem 3.6](#). A similar result can be found in [Gallo, Grigoriadis, and Tarjan \(1989, Lemma 4.3\)](#), but we repeat it in [Lemma 3.5](#) for completeness. In [Lemma 3.5](#), we also show that the numerator of the objective function in [Problem \(3.2\)](#) decreases monotonically.

LEMMA 3.5 *If [Algorithm 3.1](#) proceeds to iteration $k + 1$, then it satisfies both $g(S_{k+1}) < g(S_k)$ and $\text{cut}(S_{k+1}) < \text{cut}(S_k)$.*

Proof Consider iterations k and $k - 1$ and assume that $\delta_k > \delta^*$. Then, from [Theorem 3.4](#), in iteration $k - 1$, we have that $z(S_k, \delta_{k-1}) < z(S_{k-1}, \delta_{k-1}) = 0$. In iteration k , we have that

$$z(S_{k+1}, \delta_k) = \text{cut}(S_{k+1}) - \delta_k g(S_{k+1}) < 0.$$

By adding and subtracting $\delta_{k-1}g(S_{k+1})$ to the latter, we get

$$z(S_{k+1}, \delta_k) = \text{cut}(S_{k+1}) - \delta_{k-1}g(S_{k+1}) + \delta_{k-1}g(S_{k+1}) - \delta_k g(S_{k+1}) < 0.$$

Note that the first two terms on the left side of the equality are the minimization problem for that gave the solution S_k . Hence, we can lower-bound $\text{cut}(S_{k+1}) - \delta_{k-1}g(S_{k+1})$ via S_k to get

$$\text{cut}(S_k) - \delta_{k-1}g(S_k) + \delta_{k-1}g(S_{k+1}) - \delta_k g(S_{k+1}) \leq z(S_{k+1}, \delta_k) < 0.$$

Because $z(S_k, \delta_k) = 0$, we get that $\text{cut}(S_k) = \delta_k g(S_k)$. Thus, using this in the latter inequality, we get

$$\delta_k g(S_k) - \delta_{k-1}g(S_k) + \delta_{k-1}g(S_{k+1}) - \delta_k g(S_{k+1}) \leq z(S_{k+1}, \delta_k) < 0,$$

which is equivalent to

$$(g(S_k) - g(S_{k+1}))(\delta_k - \delta_{k-1}) < 0.$$

However, because the algorithm monotonically decreases δ_k , we have that $\delta_{k-1} - \delta_k < 0$, and therefore we must have that

$$g(S_k) > g(S_{k+1}).$$

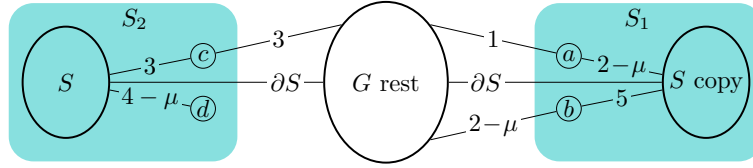
This means that the denominator of the objective function in [Problem \(3.2\)](#) decreases monotonically. Additionally, from [Theorem 3.4](#) we have that the objective function decreases monotonically. These two imply that the numerator of the objective function, i.e., $\text{cut}(S, \bar{S})$, decreases monotonically. ■

Given this result, we can establish the following theorem, which provides an iteration complexity for [Algorithm 3.1](#). This basic result can be improved, as we describe in [Section 3.5](#), next.

THEOREM 3.6 (Iteration complexity for Dinkelbach's algorithm) *Consider using Dinkelbach's algorithm [Algorithm 3.1](#) for solving MQI, FlowImprove, or LocalFlowImprove on an undirected, connected graph with non-negative integer weights when starting with the set R . Then the algorithm needs at most $\text{cut}(R) \leq \text{vol}(R)$ iterations to converge to a solution.*

Proof For all of the above programs, R is a feasible set and thus we can initialize our algorithms with R . From [Lemma 3.5](#), we have that $\text{cut}(S)$ decreases monotonically at each iteration. Since we assume that the graph is integer-weighted, then $\text{cut}(S)$ is integer valued and so $\text{cut}(R)$ gives an upper bound on the number of iterations. Note that $\text{cut}(R) \leq \text{vol}(R)$ for any set and so the algorithms need at most $\text{cut}(R) \leq \text{vol}(R)$ iterations to converge to a solution S^* . ■

REMARK 3.7 A weakness of the previous result is that it does not give a complexity result for graphs with non-integer weights. For weighted graphs with non-integer weights, if the weights come from an ordered field where the minimum relative spacing between elements is μ , such as would exist for rational-valued weights or floating point weights, then the above argument gives $\text{cut}(R)/\mu$ iterations. This is essentially tight as the following construction gives two sets whose cut and volume differ only by μ .



Here, S and S copy are duplicates of the same subgraph, so their cut ∂S is identical. Assume S is small enough that we do not need to take into consideration the min term in conductance. Then note that $\phi(S_1) = \frac{\text{cut}(S_1)}{\text{vol}(S_1)} = \frac{\text{cut}(S_2) - \mu}{\text{vol}(S_2) - \mu}$. Furthermore, there is no obvious way to detect this scenario as we have a set of well-spaced distinct edge weights $(1, 2 - \mu, 3, 4 - \mu, 5 - \mu)$. (Assuming all other edges in the graph have weight 1.)

For this reason, we do not consider the iteration complexity of algorithms for graphs with non-integer weights and we would recommend the algorithm in the next section to get an approximate answer.

3.5 A faster version of Dinkelbach's algorithm via root finding

Algorithm 3.1 requires at most $\text{vol}(Q)$ iterations to converge to an *exact* solution for non-negative integer-weighted graphs. If we are not interested in exact solutions, then we can improve the iteration complexity of Algorithm 3.1 by performing a binary search on δ . Algorithm 3.2 presents a modified version of Dinkelbach's algorithm that accomplishes this. In particular, the subproblem in Step 4 in Algorithm 3.2 is the same as the subproblem in Step 3 of the original Algorithm 3.1.

Algorithm 3.2 Fast Dinkelbach's Algorithm for Problem (3.2)

- 1: Initialize $k := 1$, $\delta_{\min} := 0$, $\delta_{\max} \geq p := \{\max \phi_g(S) \mid S \subseteq Q\}$ and $\varepsilon \in (0, 1]$
 - 2: **while** $\delta_{\max} - \delta_{\min} > \varepsilon \delta_{\min}$ **do**
 - 3: $\delta_k := (\delta_{\max} + \delta_{\min})/2$
 - 4: Compute $\hat{z}(\delta_k)$ by solving $S_{k+1} := \text{argmin}_S z(S, \delta_k)$ subject to $S \subseteq Q$
 - 5: **if** $g(S_{k+1}) > 0$ (Then $\delta_k \geq \delta^*$.) **then**
 - 6: $\delta_{\max} := \phi_g(S_{k+1})$ and set $S_{\max} := S_{k+1}$. (Note $\phi_g(S_{k+1}) \leq \delta_k$.)
 - 7: **else**
 - 8: $\delta_{\min} := \delta_k$
 - 9: $k := k + 1$
 - 10: Return $S_{\text{end}} := \text{argmin}_{S \subseteq Q} z(S, \delta_{\max})$ or S_{\max} based on minimum ϕ_g
-

At Steps 5 to 8 of Algorithm 3.2, we make the decision to update δ_{\max} and δ_{\min} based on the optimal value of the subproblem. We further store the best solution so far in S_{\max} . In Step 10, we test if another solve with δ_{\max} produces a solution with a better objective than S_{\max} . This test would allow us to certify that S_{\max} was optimal if the subsequent objective was not lower. (This is the termination criteria of Dinkelbach's.)

In order to have a convergent algorithm, we have to guarantee that this decision results in a well-defined binary search. In the following lemma, we discuss this issue.

THEOREM 3.8 (Convergence of Algorithm 3.2 and iteration complexity) *Let G be an undirected, connected graph with non-negative weights. The binary search procedure in Algorithm 3.2 is well-defined, in the sense that the binary search interval includes the optimal solution, and condition in Step 5 tells us on which side of the optimal solution the current solution is. Moreover, the sequence*

δ_k of [Algorithm 3.2](#) converges to an approximate solution $|\delta^* - \delta_k|/\delta^* \leq \varepsilon$ in $\mathcal{O}(\log(\delta_{\max}/\varepsilon))$ iterations, where $\delta^* = \phi_g(S^*)$ and S^* is an optimal solution to problem (3.2).

Proof Let $p := \{\max \phi_g(S) \mid S \subseteq Q\}$ and $\delta_{\max} \geq p$. Let S^* be an optimal solution of [Problem \(3.2\)](#). From [Theorem 3.3](#), we get that for (S^*, δ^*) we have that $z(S^*, \delta^*) = 0$, which gives $\phi_g(S^*) = \delta^*$. Therefore, $\delta^* \in [0, \delta_{\max}]$. We will use this interval as our search space for the binary search. Moreover, if $g(S_{k+1}) > 0$, then we get from [Theorem 3.4](#) that $\delta_k > \delta^*$. Therefore, we can use δ_k to update δ_{\max} in Step 6. In fact, because we have a specific set, we know that $\phi_g(S_{k+1}) \leq \delta_k$ and so we can use a slightly tighter update. However, if $g(S_{k+1}) \leq 0$, then we get from [Theorem 3.4](#) that $\delta_k \leq \delta^*$, and we can use δ_k to define δ_{\min} in Step 8. If the initial δ_{\max} is greater than p , then it is easy to see that [Algorithm 3.2](#) converges to an optimal solution of [Problem \(3.2\)](#) in at most $\log(\delta_{\max}/\varepsilon)$ iterations, where $\varepsilon > 0$ is an accuracy parameter. ■

Note that [Theorem 3.8](#) is an improvement over [Theorem 3.6](#). The former requires $\mathcal{O}(\log(\delta_{\max}/\varepsilon))$ iterations in the worst-case for , while the latter states that Dinkelbach’s algorithm requires $\text{vol}(Q)$ (number of edges) iterations. Similar results about binary search have been discussed in [Lang and Rao \(2004\)](#); [Andersen and Lang \(2008\)](#); [Hochbaum \(2010\)](#). Among other details, what is missing from these references is an exact quantification of the value of ε necessary for an exact solution as we provide in subsequent sections.

3.6 The algorithmic components of cluster improvement

We have now shown how to solve cluster improvement problems in the form of [Problem \(3.2\)](#) via either Dinkelbach’s algorithm or the bisection-based root finding variation. The last component of the algorithmic framework is a solver for the [subproblem \(3.3\)](#) in the appropriate Step (3 or 4) of each algorithm. Solving these subproblems is where the MinCut and MaxFlow-based algorithm arises as they allow us to test $z(\delta) < 0$. In [Sections 6 to 8](#) we work through how appropriate MinCut and MaxFlow problems can be derived constructively.

At this point, we summarize the major results and show an overview of the running times of the methods we will establish in these sections. In particular, in [Table 2](#), we provide pointers of algorithms and convergence theorems for each method. Also, in [Table 2](#) we provide a short summary of running times for each method where we make it clear that the subproblem solve time is a dominant term.

3.7 Beyond conductance and degree weighted nodes

Our discussion and analysis of fractional programming for cluster improvement objectives has, so far, focused on the MQI, FlowImprove and LocalFlowImprove problems as unified through [Problem 3.2](#). However, there is a broader class of objectives that generalizes beyond these specific types of cuts and volume ratios. We will highlight a few dimensions that are reasonably straightforward to implement, although we will return to the MQI, FlowImprove, and LocalFlowImprove definitions above in the subsequent discussions.

As an instance of a more generalized setting, we can define the volume of a set with respect to a vector of arbitrary positive weights associated with each vertex, which we call ν ,

$$\nu(S; w) = \sum_{i \in S} w_i = \mathbf{1}_S^T w.$$

Note that setting w to be the degree vector d gives the standard definition of volume, i.e., $\nu(S, d) = \text{vol}(S)$. Then we can seek solutions of

$$\begin{aligned} & \underset{S \subseteq V}{\text{minimize}} && \frac{\text{cut}(S)}{\nu(S \cap R; w) - \kappa \nu(S \cap \bar{R}; w)} \\ & \text{subject to} && \text{denominator} > 0 \end{aligned}$$

as a generalized notion of MQI, FlowImprove, and LocalFlowImprove (where $\kappa \geq \nu(R; w)/\nu(\bar{R}; w)$).

A particularly useful instance is where w is simply the vector of all ones $\mathbf{1}_n$. In which case $\nu(S, \mathbf{1}_n)$ is simply the cardinality of the set S . In this case $\text{cut}(S)/\nu(S, \mathbf{1}_n)$ is the expansion or

Table 2 – *Specifics of MQI, FlowImprove and LocalFlowImprove, as special cases of Dinkelbach’s Algorithm 3.1 and its binary search version Algorithm 3.2. In the table, R is the input seed set of nodes. The column Subsolver refers to the specialized subsolver that is used to solve the subproblem at Step 3 of Algorithm 3.1 or Step 4 of Algorithm 3.2. The Augmented Graph entry refers to an augmented graph construction that is used to understand the subproblem that is solved at each iteration of Dinkelbach’s algorithm. Note that we omit all log-factors and constants from the running times of the algorithms, more detailed running times can be found in the referenced theorems.*

Method	Dinkelbach and Runtime	Binary Search and Runtime	Subproblem Construction, Runtime, and Solvers
MQI	Algorithm 6.1 $\tilde{O}(\text{cut}(R) \cdot \text{subproblem})$ Theorem 6.3 (Lang and Rao, 2004)	Algorithm 6.2 $\tilde{O}(\text{subproblem})$ Theorem 6.5 (Lang and Rao, 2004)	Problem (6.3) Augmented Graph 1 MaxFlow with $\text{vol}(R)$ edges (§6.1)
FlowImprove	Algorithm 7.1 $\tilde{O}(\text{cut}(R) \cdot \text{subproblem})$ Theorem 7.3 (Andersen and Lang, 2008)	Algorithm 7.2 $\tilde{O}(\text{subproblem})$ Theorem 7.5 (Andersen and Lang, 2008)	Problem (7.3) Augmented Graph 2 MaxFlow with $\text{vol}(G)$ edges (§7.1)
LocalFlow- Improve(δ) $\sigma = \delta + \frac{\text{vol}(R)}{\text{vol}(\bar{R})}$	SimpleLocal $\tilde{O}(\text{cut}(R) \cdot \text{subproblem})$ Theorem 8.3, (Veldt, Gleich, and Mahoney, 2016)	Algorithm 8.1 $\tilde{O}(\text{subproblem})$ Theorem 8.3 (Orecchia and Zhu, 2014)	Problem (8.3) Augmented Graph 3 $\tilde{O}((1+1/\sigma)^2 \text{vol}(R)^2)$ with Alg 8.3 (§§8.1-8.3)

ratio-cut value of a set (Section 2.6). This approach was used in the original MQI paper (Lang and Rao, 2004), as that paper discussed ratio-cuts instead of conductance values. This more general notion of volume also appeared in the FlowImprove paper (Andersen and Lang, 2008) in order to unify the analysis of ratio-cuts and conductance objectives. While these two choices have been explored, of course, the theory allows us to choose virtually any vector and this gives a large amount of flexibility. The MaxFlow and mincut constructions for the subproblems in the subsequent sections would need to be adjusted to account for this type of arbitrary choice. This is reasonably straightforward given our derivations. For example, we could set $w = \sqrt{d}$ to generate a hybrid objective between expansion and conductance.

As another example of how the framework can be even more general, we mention the ideas from Veldt, Klymko, and Gleich (2019) that *penalize* excluding nodes from R in the solution set S . These penalties can be set sufficiently large such that we can solve variations of FlowImprove and LocalFlowImprove where all the nodes in R *must* be in the result, for instance

$$\begin{aligned} & \underset{S \subset V}{\text{minimize}} && \frac{\text{cut}(S)}{\nu(S \cap R; w) - \kappa \nu(S \cap \bar{R}; w)} . \\ & \text{subject to} && R \subset S, \text{denominator} > 0 \end{aligned}$$

They can also be set smaller, however, such that we wish to have *most* of R within the solution S . This scenario is helpful when the element of R may have a *confidence* associated with them.

All of the analysis in subsequent sections – including the locality of computations – applies to these more general settings; however, the generalized details often obscure the simplicity and connections among the methods. So we do not conduct the most general description possible. We simply wish to emphasize that it is possible and useful to do so.

4 Cluster Improvement, Flow-based, and Other Related Methods

As we have already briefly discussed, graph clustering is a well-established problem with an extensive literature. Cluster improvement algorithms have received comparatively little attention. In this section, we will discuss how the cluster improvement problem and algorithms for solving this problem are similar to and different than other related techniques in the literature. Our

goal is to draw a helpful distinction and explain the relationship between cluster improvement problems/algorithms and a number of other (sometimes substantially but sometimes superficially) related topics.

For instance, we will discuss how the cluster improvement perspective yields the best results on graph and mesh partitioning benchmark problems (Section 4.1). We will then highlight key differences between the types of graphs arising in scientific and distributed computing and the types of graphs based on sparse relational data and complex systems (Section 4.2), which strongly motivates the use of *local algorithms* for these data. These local graph clustering algorithms, in turn, have strong relationships with the community detection problem in networks as well as with inferring metadata, which we will explore more concretely in the empirical sections.

Taking a step back, we explain our cluster improvement algorithms in terms of finding sets of small conductance, and so we also briefly survey the state of conductance optimization techniques more generally (Section 4.4). Likewise, our algorithms are all based on using a network flow optimizer as a subroutine to accomplish something else. Since this scenario is surprisingly common, e.g., because there are fast algorithms for network flow computations, we highlight a few notable applications of network-flow based computing (Section 4.5) as well as the current state of the art for computing network flows (Section 4.6).

Finally, we conclude this section by relating our cluster improvement perspective to network flows in continuous domains (Section 4.7), total variation metrics, and a wide range of work in using graph cuts and flows in image segmentation (Section 4.8).

4.1 Graph and mesh partitioning in scientific computing

Graph and mesh partitioning are important tools in parallel and distributed computing, where the goal is to partition a computation into *many, large* pieces that can be treated with minimal dependencies among the pieces. This can then be used to maximize parallelism and minimize communication in large scientific computing algorithms (Pothen, Simon, and Liou, 1990; Simon, 1991; Karypis and Kumar, 1998; Hendrickson and Leland, 1995a,b; Karypis and Kumar, 1999; Leland and Hendrickson, 1995; Walshaw and Cross, 2007, 2000; Pellegrini and Roman, 1996; Knight, Carson, and Demmel, 2014). The traditional inputs to graph partitioning for scientific computing are graphs representing computational dependencies involved in solving a spatially discretized partial differential equation. In these problems, there is often a strong underlying geometry, where nodes are localized in space and edges are between nearby nodes. Furthermore, one of the key goals (indeed, almost a constraint in this application) is that the partitions be very well balanced so that no piece is much larger than the others.

In the context of this literature, our goal is not to produce an overall partitioning of the graph. Rather, given a piece of a partition, our tools and algorithms would enable a user to *improve* that partition in light of an objective function such as graph conductance or another related objective. Indeed, work on improving and refining the quality of an initial graph bisections can be found in the Fiduccia-Mattheyses implementation of the Kerighan-Lin method (Fiduccia and Mattheyses, 1982). Given a quality score for a two-way partition of a graph and a desired balance size, this algorithm searches among a class of local moves that could improve the quality of the partition. This improvement technique is incorporated, for instance, into the SCOTCH partitioner (Pellegrini and Roman, 1996).

This strategy for partition-and-improvement is also a highly successful paradigm for generating the best quality bisections and partitions on benchmark data. For example, on the Walshaw collection of partitioning test cases (Soper, Walshaw, and Cross, 2004), around half of the current best known results are the result of improving an existing partitioning using an improvement algorithm (Henzinger, Noe, and Schulz, 2018). This has occurred a few times in the past as well (Sanders and Schulz, 2010; Hein and Setzer, 2011; Lang and Rao, 2004). There are important differences between the applications we consider (which are more motivated by machine learning and data science) and those in mesh partitioning for scientific computing. Most notably, having good balance among all the partitions is extremely important for efficient parallel and distributed

computing, but it is much less so for social and information networks, as we discuss in the next section.

4.2 The nature of clusters in sparse relational data and complex systems

Beyond the runtime difference between local and global graph analysis tools, there is another important reason to consider local graph analysis for sparse relational data such as social and information networks, machine learning, and complex systems. There is strong evidence that large-scale graphs arising in these fields (Leskovec et al., 2009, 2008; Leskovec, Lang, and Mahoney, 2010; Gargi et al., 2011; Jeub et al., 2015) have interesting small-scale structure, as opposed to interesting and non-trivial large-scale global structure. Even aside from running time considerations, this means that global graph methods tend to have trouble identifying these small and good clusters and thus may not be well-applicable to many large graphs that arise in large-scale data applications. As a simple example of the impact the differences of data may have a method, note that for graphs such as discretizations of a partial differential equation, simply enlarging a spatially coherent set of vertices results in a set of better conductance (until it is more than half the graph). On the other hand, the sets of small conductance in machine learning and social network based graphs tend to be small, in which case enlarging them simply makes them worse in terms of conductance. This has been quantified by the Network Community Profile (NCP) plot (Leskovec et al., 2009; Jeub et al., 2015).

4.3 Local graph clustering, community detection, and metadata inference

Local graph clustering is, by far, the most highly developed setting for local graph algorithms. A local graph clustering method seeks a cluster nearby the reference set R , which can be as small as a single vertex. Cluster improvement algorithms are, from this perspective, instances of local graph clustering where the input is a good cluster R and the output is an even better cluster S . Local graph clustering itself emerged simultaneously out of the study of partitioning graphs for improvement in theoretical runtime of Laplacian solvers (Spielman and Teng, 2013) and the limitations of global algorithms applied to machine learning and data analysis based graphs (Lang, 2005; Andersen and Lang, 2006; Andersen, Chung, and Lang, 2006). Subsequently, there have been a large number of developments in both theory, practice, and applications. These include:

- improved theoretical bounds (Zhu, Lattanzi, and Mirrokni, 2013; Andersen et al., 2016),
- novel recovery scenarios (Kloumann and Kleinberg, 2014),
- optimization-based approaches and formulations (Gleich and Mahoney, 2014, 2015; Fountoulakis, Gleich, and Mahoney, 2017; Fountoulakis et al., 2017),
- heat kernel-based approaches (Chung, 2007a, 2009; Chung and Simpson, 2014; Kloster and Gleich, 2014; Avron and Horesh, 2015),
- Krylov and Lanczos-based approaches (Li et al., 2015; Shi et al., 2017),
- local higher-order clustering based on triangles (Yin et al., 2017; Tsourakakis, Pachocki, and Mitzenmacher, 2017),
- large-scale parallel approaches (Shun et al., 2016).

One reason for the diversity of methods in this area is that local graph clustering is a common technique to study the community structure of a complex system or social network (Leskovec et al., 2009, 2008; Leskovec, Lang, and Mahoney, 2010). The communities, or modules, of a network represent a coarse-grained view of the underlying system (Newman, 2006; Palla et al., 2005). In particular, local clustering, local improvement, and local refinement algorithms are often used to generate overlapping groups of communities from any community partition (Lancichinetti, Fortunato, and Kertész, 2009; Xie, Kelley, and Szymanski, 2013; Whang, Gleich, and Dhillon, 2016). This is often called a *local optimization and expansion* methodology.

Another application of local graph clustering is metadata inference. The metadata inference problem is closely related to semi-supervised learning, where the input is a graph and a set of labels with many missing entries. The goal is to *interpolate* the labels around the remainder of the graph. Hence, any local clustering method can also be used for semi-supervised learning problems (Joachims, 2003; Zhou et al., 2004; Liu and Chang, 2009; Belkin, Niyogi, and Sindhvani,

2006; Zhu, Ghahramani, and Lafferty, 2003) (and thus, metadata inference). That said, the metadata application raises a variety of statistical consistency questions (Ha, Fountoulakis, and Mahoney, 2020), methodological questions due to a no-free-lunch theorem (Peel, Larremore, and Clauset, 2016), as well as data suitability questions (Peel, 2017). We omit these discussions in the interest of brevity and note that some caution with this approach is advisable.

Among the local graph clustering methods, the Andersen-Chung-Lang algorithm for seeded PageRank computation (Andersen, Chung, and Lang, 2006) is often the de facto choice. This method has both useful theoretical and empirical properties, namely, recovery guarantees in terms of small conductance clusters (Andersen, Chung, and Lang, 2006; Zhu, Lattanzi, and Mirrokni, 2013) and extremely fast computation (Andersen, Chung, and Lang, 2006). It also has close relationships to many other perspectives on graph problems (e.g. (Gleich and Mahoney, 2015; Fountoulakis et al., 2017; Fountoulakis, Gleich, and Mahoney, 2017), including robust and 1-norm regularized versions of these problems.

Cluster improvement algorithms are a natural fit for both community detection and metadata inference setting. Given any set of communities, we can improve them into better examples. This is exactly the setting of Figure 1. Second, for metadata inference, we simply seek to use a given label as a reference set that we *improve*. We explore these applications from an empirical perspective in Section 9, where we compare them to a relative of the Andersen-Chung-Lang method for these tasks.

4.4 Conductance optimization

Taking a step back, the cluster improvement algorithms we discuss improve the *conductance* or *ratio-cut* scores. Finding the overall minimum conductance set in a graph is a well-known NP-hard problem (Shahrokhi, 1990; Leighton and Rao, 1999). That said, there exist approximation algorithms based on linear programming (Leighton and Rao, 1988, 1999), semi-definite programming (Arora, Rao, and Vazirani, 2009), and so-called cut-matching games (Khandekar, Rao, and Vazirani, 2009; Orecchia et al., 2012). A full comparison and discussion of these ideas is beyond the scope of this survey. We note that these techniques are not often implemented due to complexities in the theory needed to get the sharpest possible bounds. However, these techniques do inspire new scalable approaches, for instance (Lang, Mahoney, and Orecchia, 2009).

4.5 Network flow-based computing

More broadly beyond conductance optimization, our work relates to the idea of using *network flow* as a fundamental computing primitive itself. By this, we mean that many other algorithms can be cast as an instance of network flow or a sequence of network flow problems. When this is possible, it enables us to use highly optimized solvers for this specific purpose that often outperform more general methods. Bipartite matching is a well known, textbook example of this scenario (Kleinberg and Tardos, 2005, Section 7.5). Other examples include finding the densest subgraph of a network, which is the subset of vertices with highest average degree. Formally, if we define

$$\text{density}(S) = \frac{\text{vol}(S) - \text{cut}(S)}{|S|},$$

then the set S that maximizes this quantity is polynomial time computable via a sequence of network flow problems (Goldberg, 1984). Another instance is one of the many definitions of *communities* on the web that can be solved exactly as a max-flow problem (Flake, Lawrence, and Giles, 2000). More relevant to our setting is the work of Hochbaum (2013), who showed that the sets that minimize

$$\underset{S}{\text{minimize}} \frac{\text{cut}(S)}{\text{vol}(S)} \quad \text{and} \quad \underset{S}{\text{minimize}} \frac{\text{cut}(S)}{|S|}$$

can be found in polynomial time through a sequence of max-flow and min-cut computations. Although feasible to compute, in general these sets are unlikely to be interesting on many machine learning and data analysis based graphs, as they will tend to be very large sets that cut off a small piece of the rest of the graph. (Formally, suppose there exists a vertex of degree 1 in an

unweighted graph, then the complement set of that vertex will be the solution.) Among other reasons, this is the reason we use the objective functions that are symmetric in S and \bar{S} .

Two other interesting cases show the diversity of this technique. First, the semi-supervised learning algorithm of [Blum and Chawla \(2001\)](#) uses the mincut algorithm to identify other vertices likely to share the same label as those that are given. A final example is the use of flows to estimate a gradient in an algorithm for ranking a set of data due to [Osting, Darbon, and Osher \(2013\)](#).

4.6 Recent progress on network flow algorithms

Having flow as a subroutine is useful because there is a large body of work in both theory and practice at making flow computations fast. For an excellent survey of the overall problem, the challenges, and recent progress, we recommend [Goldberg and Tarjan \(2014\)](#). This overview touches on the exciting line of work in theory that showed a connection between Laplacian linear system solving and approximate maximum flow computations ([Christiano et al., 2011](#); [Lee, Rao, and Srivastava, 2013](#)) as well as recent progress on the exact problem ([Orlin, 2013](#)). We refer readers to [Lee and Sidford \(2013\)](#); [Liu and Sidford \(2019\)](#) as well.

4.7 Continuous and infinite dimensional network flow and cuts

Our approach in this survey begins with a finite graph based on data and is entirely finite dimensional. Alternative approaches seek to understand problems in the continuous or infinite dimensional setting. For instance, [Strang \(1983\)](#) posed a continuous maximum-flow problem in a domain, where the goal is to identify a function that satisfies continuous generalizations of the flow-conditions. As a quick example of these generalizations, recall that the cut of a set S can be computed as $\|Bx\|_{C,1}$. The total variation of an indicator function for a set generalizes the cut quantity to a continuous domain. This connection, and its relationship to sharp boundaries, motivates total variation image denoising ([Rudin, Osher, and Fatemi, 1992](#)) as well as ideas of continuous minimum cuts ([Chan, Esedoglu, and Nikolova, 2006](#)). Continued development of the theory ([Strang, 2010](#)) has led to interesting new connections between the infinite dimensional and finite dimensional cases ([Yuan, Bae, and Tai, 2010](#)). There are strong connections in motivation between our cluster improvement framework and finding optimal continuous functions in these settings – e.g., we can think of sharpening a blurry image as improving a cluster – but the details of the algorithms and data are markedly different. In particular, we largely think of the cluster improve routine as a strongly local operation. Understanding how these ideas generalize to continuous or infinite dimensional scenarios is an important problem raised by our approach.

4.8 Graph cuts and max flow-based image segmentation

One final application of maximum flows is graph cut-based image processing ([Boykov and Veksler, 2006](#); [Marlet, 2017](#)). The general setting in which these arise is an energy minimization framework ([Greig, Porteous, and Seheult, 1989](#); [Kolmogorov and Zabih, 2004](#)) with binary variables. The goal is to identify a binary latent feature in an image as an exact or approximate solution of an optimization problem. An extremely large and useful class of these energy functions can be solved via a single or a sequence of max-flow computations. The special properties of the max-flow problems on image-like data motivated the development of specialized max-flow solvers that, empirically, scale linearly in the size of the data ([Boykov and Kolmogorov, 2004](#)).

This methodology has a number of applications in image segmentation in 2d and 3d images ([Boykov and Funka-Lea, 2006](#)) such as MRIs. For instance, one task in medical imaging is separating water from fat in an MRI, for which a graph cut based approach is highly successful ([Hernando et al., 2010](#)). More recently, deep learning-based methods have often provided a substantial boost in performance for image processing tasks. Even these, however, benefit from a cluster improvement perspective. Multiple papers have found that post-processing or refining the output of a convolutional neural net using a graph cut approach to yield improved results in segmenting tumors ([Ullah et al., 2018](#); [Ma et al., 2018](#)). These recent applications are an extremely close fit for our cluster improvement framework, where the goal is to find a small object in a big network starting from a good reference region. We often illustrate the benefits and

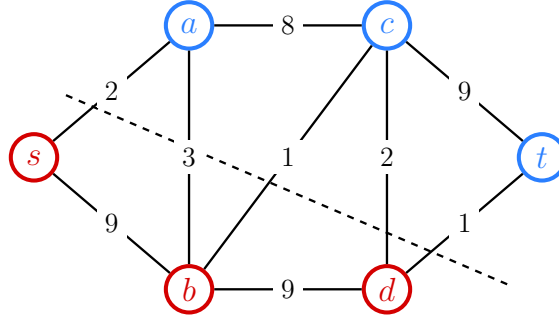


Figure 4 – Demonstration of the optimal MinCut solution of Problem (5.1). The numbers show the weight of each edge. The red nodes (s, b, d) and the blue nodes (a, c, t) denote the optimal partition S and \bar{S} , respectively, for Problem (5.1). The black dashed line denotes the edges that are being cut, i.e., the edges that cross the partition S and \bar{S} . The optimal objective value of Problem (5.1) for this example is equal to 9.

differences between our methodologies with a closely related problem of refining a local image segmentation output, e.g, Figure 3.

Part II. Technical Details Underlying the Main Theoretical Results

5 Minimum Cut and Maximum Flow Problems

As a simple introduction to our presentation of the technical details of MQI, FlowImprove, and LocalFlowImprove, we will start with the minimum cut and maximum flow problems. We will review the basics of these problems from an optimization and duality perspective. This is because our technical discussions in subsequent sections will constitute related, but more intricate, transformations, and will use maximum flow problems as a subroutine. To simplify the text, we use the names MinCut and MaxFlow to refer to the s - t minimum cut and s - t maximum flow problems, which are the fully descriptive terms for these problems.

5.1 MinCut

Given a graph $G = (V, E)$, let s and t be two special nodes where s is commonly called the *source node* and t is the *sink node*. The undirected MinCut problem is:

$$\begin{aligned} & \underset{S}{\text{minimize}} && \text{cut}(S, \bar{S}) \\ & \text{subject to} && s \in S, t \in \bar{S}, S \subseteq V. \end{aligned} \quad (5.1)$$

The objective function of the MinCut problem measures the sum of the weights of edges between the sets S and \bar{S} . The constraints encode the idea that we want to separate the source from sink and so we want the source node s to be in S and the sink node t to be in \bar{S} . Putting the objective function and the constraints together, we see that the purpose of the MinCut problem is to find a partition (S, \bar{S}) that minimizes the number of edges needed to separate node s from node t . As an example, see Figure 4, where we demonstrate the optimal partition for the MinCut Problem (5.1) on a toy graph.

We can express the MinCut problem in other equivalent ways, some of which are more convenient for analysis and implementations. For example, we use indicator vector notation and the incidence matrix from Section 2 to represent Problem (5.1) as

$$\begin{aligned} & \underset{x}{\text{minimize}} && \|Bx\|_{C,1} \\ & \text{subject to} && x_s = 1, x_t = 0, x \in \{0, 1\}^n. \end{aligned} \quad (5.2)$$

Expressing the MinCut problem with this notation will be especially useful later when we develop a unified framework for many graph clustering algorithms. In practice, when implementing a solver for this problem, we need not take the binary constraints into account. This is because we

can relax them *without changing the objective value* to obtain the following equivalent form of the MinCut problem:

$$\begin{aligned} & \underset{x}{\text{minimize}} && \|Bx\|_{C,1} \\ & \text{subject to} && x_s = 1, x_t = 0, x \in \mathbb{R}^n. \end{aligned} \quad (5.3)$$

It can be shown that there exists a solution to (5.3) that has the same objective function value as the optimal solution of (5.2). Given any solution to the relaxed problem, the integral solution can be obtained by an exact rounding procedure. In that sense, the relaxed problem (5.3) and the integral problem (5.2) are equivalent (Papadimitriou and Steiglitz, 1982). In the next subsection, we will obtain a solution to (5.2) through the MaxFlow problem.

5.2 Network Flow and MaxFlow

We provide a basic definition of a network flow, which is crucial for defining MaxFlow in the next subsection. For more details about network flows we recommend reading the notes of Trevisan (2011).

Network flows are commonly defined on directed graphs. Given an undirected graph, we will simply allow flow to go in both directions of an edge. This means that instead of doubling the number of edges, which is a common technique in the literature, we fix an arbitrary direction of the edges, encoded in the B matrix, and simply let flow go in either direction by allowing the flow variables to be negative. Also, in the context of flows, edge weights are usually called edge capacities. We will use these terms interchangeably, but we tend to use capacities when discussing flow and weights when discussing cuts.

A network flow is a mapping that assigns values to edges, i.e., a mapping $f : E \rightarrow \mathbb{R}$ from the set of edges E to \mathbb{R} , which also satisfies capacity and flow conservation constraints. We view f as a vector that encodes this mapping for a fixed ordering of the edges consistent with the incidence matrix. The capacity constraints are easy to state. Let $c = \text{diag}(C)$ be the capacity for each edge, we need

$$-c \leq f \leq c$$

so that the flow along an edge is bounded by its respective capacity. The flow preservation constraints ensure that flow is only created at the source and removed at the sink and that all other nodes neither create nor destroy flow. This can be evaluated using the incidence matrix that, given a flow f mapping, computes the changes via $B^T f$. Consequently, flow conservation is written

$$B^T f = q - p$$

where $p_s \in \mathbb{R}, p_i = 0 \forall i \in V \setminus \{s\}$ and $q_t \in \mathbb{R}, q_i = 0 \forall i \in V \setminus \{t\}$.

The maximum flow problem is simply the maximum amount of flow that emerges from the source or gets to the sink. The corresponding MaxFlow optimization problem can be expressed as:

$$\begin{aligned} & \underset{f, p, q}{\text{maximize}} && p^T \mathbf{1}_s \\ & \text{subject to} && B^T f = q - p \\ & && p_s \in \mathbb{R}, p_i = 0 \forall i \in V \setminus \{s\} \\ & && q_t \in \mathbb{R}, q_i = 0 \forall i \in V \setminus \{t\} \\ & && -c \leq f \leq c. \end{aligned} \quad (5.4)$$

See Figure 5 for a visual demonstration of the flow variables and the optimal solution of Problem (5.4) for the same graph used in Figure 4.

We will obtain the MaxFlow Problem (5.4) by computing the Lagrange dual of the relaxed MinCut Problem (5.3). For basics about Lagrangian duality, we refer the reader to Chapter 5 in Boyd and Vandenberghe (2004). The process of obtaining the dual of a problem is important for us, because it will allow us to understand how to implement flow-based clustering methods in

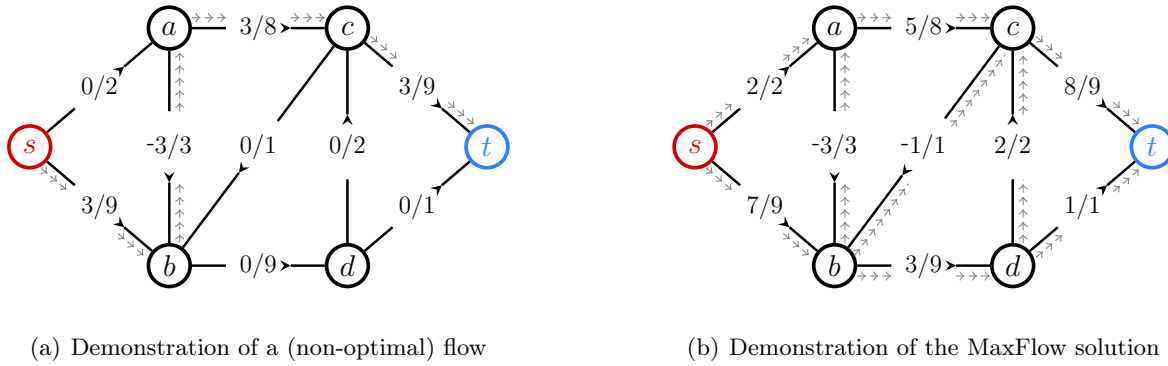


Figure 5 – In this figure, all edges are undirected edges but each edge has an arrow in the middle indicating the positive direction of flow. A negative flow value on an edge means that the flow is flowing against the positive direction. The numerators in each expression show the flow that passes through an edge, and the denominators in each edge show the capacity of each edge. In Subfigure 5(a), we demonstrate a flow that starts from the source node s and ends to the sink node t and has value equal to 3. The path of that flow is highlighted by gray dashed arrows and includes nodes s , b , a , c and t . Note that the flow in Subfigure 5(a) is not optimal since we can send more flow from the source to the sink while satisfying the constraints of Problem (5.4). The optimal solution of the MaxFlow Problem (5.4) for this toy graph is shown in Subfigure 5(b). The optimal flow that can be sent from the source to the sink is equal to 9.

subsequent sections. First, we will convert Problem (5.3) into an *equivalent* linear program

$$\begin{aligned}
 & \underset{x,u,v}{\text{minimize}} && c^T u + c^T v \\
 & \text{subject to} && Bx = u - v \\
 & && x_s = 1, x_t = 0, x \in \mathbb{R}^n \\
 & && u, v \geq 0.
 \end{aligned} \tag{5.5}$$

This can be done by starting with Problem (5.3) and following standard steps in conversion of a linear program into standard form. Here, this involves introducing non-negative variables u and v such that $Bx = u - v$ and then writing the objective as above. (Note that due to the minimization, at optimality, we will never have both u and v non-zero in the same index.) Consequently, the Lagrangian function of Problem (5.5) is given by

$$\begin{aligned}
 L(u, v, x, f, s, g, p, q) &= c^T u + c^T v - f^T (Bx - u + v) - s^T u - g^T v \\
 &\quad - p^T (x - \mathbf{1}_s) + q^T x \\
 &= (f - s + c)^T u + (-f - g + c)^T v + (-B^T f - p \\
 &\quad + q)^T x + p^T \mathbf{1}_s,
 \end{aligned} \tag{5.6}$$

where $s, g \geq 0$, $f \in \mathbb{R}^m$, $p_s \in \mathbb{R}$ and $p_i = 0 \ \forall i \in V \setminus \{s\}$, $q_t \in \mathbb{R}$ and $q_i = 0 \ \forall i \in V \setminus \{t\}$. The latter constraints are important for Lagrangian duality because they guarantee that the dual function (that we will derive below) will provide a lower bound for the optimal solution of the primal Problem (5.3). See Chapter 5 in Boyd and Vandenberghe (2004). The dual function is

$$h(f, s, g, p, q) := \min_{u,v,x} L(u, v, x, f, s, g, p, q). \tag{5.7}$$

Note that the Lagrangian function L is a linear function with respect to u, v, x . Therefore, we can obtain an analytic form for the dual function by requiring the partial derivatives of L with respect to u , v and x to be zero. The following three equations arise from the latter process:

$$B^T f + p - q = 0_n \quad f - s + c = 0_n \quad -f - g + c = 0_n.$$

By substituting these conditions into (5.6), we have

$$h(f, s, g, p, q) = p^T \mathbf{1}_s, \tag{5.8}$$

with domain that is defined by the following constraints

$$\begin{aligned} B^T f + p - q &= 0_n & f - s + c &= 0_n & -f - g + c &= 0_n \\ p_s \in \mathbb{R}, p_i &= 0 \ \forall i \in V \setminus \{s\} & q_t \in \mathbb{R}, q_i &= 0 \ \forall i \in V \setminus \{t\} & s, g &\geq 0. \end{aligned}$$

Thus, we obtain that the dual problem of [Problem \(5.5\)](#) is

$$\begin{aligned} \underset{f, s, g, p, q}{\text{maximize}} \quad & p^T \mathbf{1}_s = h(f, s, g, p, q) \\ \text{subject to} \quad & B^T f = q - p \\ & f - s + c = 0 \\ & -f - g + c = 0 \\ & p_s \in \mathbb{R}, p_i = 0 \ \forall i \in V \setminus \{s\} \\ & q_t \in \mathbb{R}, q_i = 0 \ \forall i \in V \setminus \{t\} \\ & s, g \geq 0. \end{aligned} \tag{5.9}$$

By eliminating the variables s and g we obtain the MaxFlow problem [\(5.4\)](#). (These correspond to *slack* variables associated with $-c \leq f \leq c$.)

Both the primal [\(5.5\)](#) and dual [\(5.9\)](#) are feasible (with a trivial cut and a zero flow, respectively) and also have finite solutions (0 is a lower bound on the cut and $\text{vol}(G) = 1^T c$ is an upper bound on the flow). So, strong duality will hold between the two solutions at optimality, and the optimal value of the MaxFlow [Problem \(5.4\)](#) is equal to the optimal value of the relaxed MinCut [Problem \(5.3\)](#) (which is equal to the optimal value of [\(5.2\)](#)). This fact is often one component of the so-called the MaxFlow-MinCut Theorem. Another important piece is discussed next.

5.3 From MaxFlow to MinCut

Assume that we have solved the MaxFlow problem to optimality and that we have obtained the optimal flow f . Then the MaxFlow-MinCut Theorem is a statement about the equivalence between the objective function value of the optimal solution to the MinCut [Problem \(5.1\)](#) and the objective function value of the optimal solution of the MaxFlow [Problem \(5.4\)](#). In many cases, obtaining this quantity suffices; but, in some cases, we want to work with the actual solutions themselves.

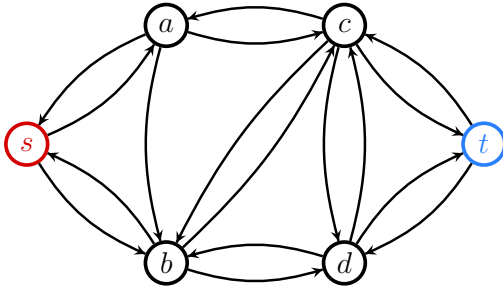
To obtain the optimal MinCut solution from an optimal MaxFlow solution, we define the notion of a *residual graph*. A residual graph G_f of a given G has the same set of nodes as G , but for each edge $e_{ij} \in E$, it has a forward edge \tilde{e}_{ij} , i.e., from node i to node j , with capacity $\max(c_{ij} - f_{ij}, 0)$ and a backward edge \hat{e}_{ji} , i.e., from node j to node i , with capacity $\max(f_{ij}, 0)$, where f is the optimal solution of the MaxFlow [Problem \(5.4\)](#). A demonstration of a residual graph for a given flow is shown in [Figure 6](#).

Note that there cannot exist a path from s to t in the residual graph at a max-flow solution. (Otherwise, we would be able to increase the flow!) Consequently, we can look at the set S of vertices reachable starting from the source node s (this can be algorithmically identified using a breadth-first or depth-first search starting from s). It is now a standard textbook argument that the cut of the set S , which does not contain t , is equal to the maximum flow.

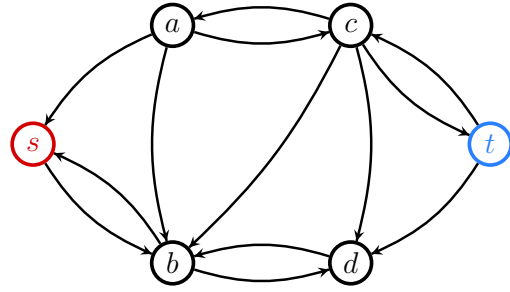
5.4 MaxFlow solvers for weighted and unweighted graphs

MaxFlow problems can be solved substantially faster than general linear programs. See our discussion in [Section 4.6](#) for more information on state-of-the-art solvers.

It is often assumed that the graphs are unweighted or have integer positive weights. All of the MaxFlow problems will need to run, however, will be weighted with rational weights that depend on the current estimate of the ratio in fractional programming. Many of the same algorithms can be applied for weighted problems as well. We explicitly mention both Dinic's algorithm ([Dinitz, 1970](#)) and the Push-Relabel algorithm ([Goldberg and Rao, 1998](#)), both of which can be implemented for the types of weighted graphs we need. In our implementations, we use Dinic's algorithm. In these cases, however, the runtime becomes slightly tricky to state and are fairly pessimistic. Consequently, when we have a runtime that depends on MaxFlow, we simply state the number of edges involve in the computation as a proxy for the runtime.



(a) The residual graph of the non-optimal flow Figure 5(a)



(b) The residual graph of the MaxFlow solution Figure 5(b)

Figure 6 – The two subfigures show the directed residual graph for the flows from Figure 5. The edge capacities are removed for simplicity. Edges are only shown if they have positive capacity. Note that the flow in Figure 5(a) is not optimal since we can send more flow from the source to the sink while satisfying the constraints of Problem (5.4), this is equivalent to having a s to t path in the residual graph in Subfigure 6(a). In Subfigure 6(b), we show the corresponding residual graph for the optimal flow, and note that in the residual graph of the MaxFlow solution there is no path from the source node to the sink node.

6 The MQI Problem and Algorithm

In this section, we will describe the MaxFlow Quotient-Cut Improvement (MQI) algorithm, due to Lang and Rao (2004). This cluster improvement method takes as input a graph $G = (V, E)$ and a reference set $R \subset V$, with $\text{vol}(R) \leq \text{vol}(G)/2$, and it returns as output an “improved” cluster, in the sense that the output is a subset of R of minimum conductance.

The basic MQI problem is

$$\begin{array}{ll} \underset{S}{\text{minimize}} & \frac{\text{cut}(S)}{\text{vol}(S)} \\ \text{subject to} & S \subseteq R. \end{array} \quad (6.1)$$

Due to the assumption that $\text{vol}(R) \leq \text{vol}(G)/2$, this problem is equivalent to

$$\begin{array}{ll} \underset{S}{\text{minimize}} & \phi(S) \\ \text{subject to} & S \subseteq R. \end{array} \quad (6.2)$$

In the equivalence with conductance, this constraint that $\text{vol}(R) \leq \text{vol}(G)/2$ is crucial because it makes this problem polynomially solvable. Without this constraint, the problem with conductance is intractable, however we can still minimize the cut to volume ratio even when $\text{vol}(R) > \text{vol}(G)/2$.

ASIDE 5. A curious implication of the MQI objective is that it is NP-hard to find a set S with $\text{vol}(S) \leq \text{vol}(G)/2$ that even contains the set of minimum conductance.

Recall that this MQI problem is related to the fractional programming Problem (3.2) by setting $g(S) := \text{vol}(S)$ and $Q = R$. Lang and Rao (2004) describe an algorithm to solve the MQI problem, which is equivalent to what is presented as Algorithm 6.1. (They describe solving eq. (6.3) via the flow procedure we will highlight shortly.) It is easy to see that this algorithm is simply Algorithm 3.1 for fractional programming specialized to this scenario. Consequently, we can apply our standard theory.

The following theorem implies that MQI monotonically decreases the objective function in Problem (6.1) at each iteration. It was first shown by Lang and Rao (2004), but it is a corollary of Theorem 3.4. Note that δ_k is equal to the objective function of Problem (6.1) evaluated at S_k .

THEOREM 6.1 (Convergence of MQI) *Let G be an undirected, connected graph with non-negative weights. Let R be a subset of vertices with $\text{vol}(R) \leq \text{vol}(\bar{R})$. The sequence δ_k monotonically decreases at each iteration of MQI.*

Algorithm 6.1 MQI (Lang and Rao, 2004)

```

1: Initialize  $k := 1$ ,  $S_1 := R$  and  $\delta_1 := \phi(S_1)$ .
2: while not converged do
3:   Solve  $S_{k+1} := \operatorname{argmin}_{S \subseteq R} \operatorname{cut}(S) - \delta_k \operatorname{vol}(S)$ 
4:   if  $\phi(S_{k+1}) < \delta_k$  then
5:      $\delta_{k+1} := \phi(S_{k+1})$ 
6:   else
7:      $\delta_k$  is optimal, return previous solution  $S_k$ .
8:    $k := k + 1$ 
9: Return  $S_k$ 

```

6.1 Solving the MQI subproblem using MaxFlow algorithms

In this subsection, we will discuss how to solve efficiently the subproblem at Step 3 of MQI Algorithm 6.1, namely

$$\begin{aligned} & \operatorname{argmin}_S \quad \operatorname{cut}(S) - \delta \operatorname{vol}(S) \\ & \text{subject to} \quad S \subseteq R \end{aligned} \tag{6.3}$$

The summary of this subsection is that the subproblem corresponds to a MinCut-like problem and by introducing a number of modifications, we can turn it into an instance of an MinCut problem. This enables us to use MaxFlow solvers to compute a binary solution efficiently. The final solver will run a MaxFlow problem on the subgraph of G induced by R along with a few additional edges.

By translating Problem (6.3) into indicator notation, we have

$$\begin{aligned} & \underset{x}{\text{minimize}} \quad \|Bx\|_{C,1} - \delta x^T d \\ & \text{subject to} \quad x_i = 0 \quad \forall i \in \bar{R}, x \in \{0, 1\}^n. \end{aligned} \tag{6.4}$$

This is not a MinCut problem as stated, but there exists an equivalent problem that is a MinCut problem. To generate this problem, we'll go through two steps. First, we'll shift the objective to be non-negative. This is necessary because a MinCut problem always has a non-negative objective. Second, we'll introduce a source and sink to handle the terms that are not of the form $\|Bx\|_{C,1}$ and the equality constraints. Again, this step is necessary because these problems must have a source and sink.

For step 1, note that the maximum negative term is $\delta \mathbf{1}^T d$. (It's actually smaller due to the equality constraints, but this overestimate will suffice.) Thus, we shift the objective by this value and regroup terms

$$\begin{aligned} & \underset{x}{\text{minimize}} \quad \|Bx\|_{C,1} + \delta(\mathbf{1} - x)^T d \\ & \text{subject to} \quad x_i = 0 \quad \forall i \in \bar{R}, x \in \{0, 1\}^n. \end{aligned} \tag{6.5}$$

Note that $\mathbf{1} - x$ is simply an indicator for \bar{S} , the complement solution set. Consequently, we want to introduce a penalty for each node placed in \bar{S} . To do so, we introduce a source node s that will connect to each vertex of the graph with weight proportional to the degree of each vertex. (A penalty for \bar{S} corresponds to an edges from the source s .) Since nothing in \bar{R} can be in the solution, we can introduce a sink node t and connect it with infinite weight edges to each node in \bar{R} . Thus, these edges will never be cut at optimality, as there is a finite-valued objective possible. Also note that the infinite weight can be replaced by a sufficiently large graph-dependent weight to achieve the same effect.

This MinCut construction is given in Figure 7(b), although this omits the edges from s to nodes in \bar{R} . This construction, however, is not amenable to a strongly local solution method, as it naively involves the entire graph.

To generate a strongly local method, note that we can collapse all the vertices in \bar{R} and t into a single super-sink t . This simply involves rewiring all edges (u, v) where $u \notin \bar{R}$ and $v \in \bar{R}$ into a new edge (u, t) where we handle multiedges by summing their weights. This results in a number

of s to t edges, one for each vertex in \bar{R} , which we can further delete as they exert a constant penalty of $\delta \text{vol}(\bar{R})$ the final objective. An illustration is given in [Figure 7\(c\)](#). Importantly, in [Figure 7\(c\)](#), there are only a small number of nodes in \bar{R} that are collapsed into the sink node t , but \bar{R} could have had thousands or millions or billions of nodes. In that case, the final graph would still have only a very small number of nodes, in which case strongly local algorithms would be *much* faster.

Augmented Graph 1 for the subproblem at Step 3 of MQI [Algorithm 6.1](#)

- 1: Extract the subgraph with nodes in R and the edges of these nodes, which we denote by $E(R)$.
 - 2: Add to the set of nodes R a source node s and a sink node t .
 - 3: Add to the set of edges $E(R)$ an edge from the source node s to every node in the seed set of nodes R with weight the degree of that node times δ .
 - 4: For any edge in G from R to \bar{R} , rewire it to node t and combine multiple edges by summing their weights.
-

To recap, see the Augmented Graph 1 procedure. We now give an explicit instance of the MinCut problem to illustrate how it maps to our desired binary objective. Let $B(R)$ and $C(R)$ be the incidence and weight matrix for the subgraph induced by the set R . Then consider the incidence matrix and the diagonal edge-weight matrix of the modified graph, which are

$$\tilde{B} := \begin{array}{c} \begin{array}{ccc} s & R & t \\ \begin{bmatrix} \mathbf{1} & -I & 0 \\ 0 & B(R) & 0 \\ 0 & I & -\mathbf{1} \end{bmatrix} \end{array} \end{array} \quad \tilde{C} := \begin{bmatrix} \delta D_R & 0 & 0 \\ 0 & C(R) & 0 \\ 0 & 0 & Z \end{bmatrix},$$

where D_R is the submatrix of D corresponds to nodes in R (ordered conformally), and Z is a diagonal matrix that stores the weights of the rewired edges from R to the sink t , i.e.,

$$Z_{ii} = \sum_{c_e} \text{ where } e \text{ is an edge from } i \in R \text{ to any node in } \bar{R}.$$

(These weights can be zero if there are no edges leaving from a node $i \in R$.) The first column of matrix \tilde{B} corresponds to the source node, the last column corresponds to the sink node, and all other columns in-between correspond to nodes in R . The first block δD_{RR} in \tilde{C} corresponds to edges from the source to nodes in R , the second block C_{RR} in \tilde{C} corresponds to edges from R to R , and the third block Z in \tilde{C} corresponds to edges from nodes in R to the sink node t . Let

$$\tilde{x} := \begin{bmatrix} x_s \\ x_R \\ x_t \end{bmatrix},$$

then the MinCut problem with respect to the modified graph is

$$\begin{aligned} & \underset{\tilde{x}}{\text{minimize}} && \|\tilde{B}\tilde{x}\|_{\tilde{C},1} = \|B(R)x_R\|_{C(R),1} + \delta \mathbf{1}^T D_R(\mathbf{1}_R - x_R) + \mathbf{1}^T Z x_R \\ & \text{subject to} && \tilde{x}_1 = 1, \tilde{x}_{|R|+2} = 0, \tilde{x}_i \in \{0, 1\}. \end{aligned} \tag{6.6}$$

It is straightforward to verify that [Problem \(6.6\)](#) is equivalent to a shifted version of [Problem \(6.5\)](#) where the objectives differ by $\delta \text{vol}(\bar{R})$. Finally, to get a solution of the original problem, we have to further decrease the objective by the constant $\delta \text{vol}(R)$.

To solve this MinCut problem, we then simply use an undirected MaxFlow solver. The input has $\mathcal{O}(\text{vol}(R))$ edges and $|R| + 2$ nodes.

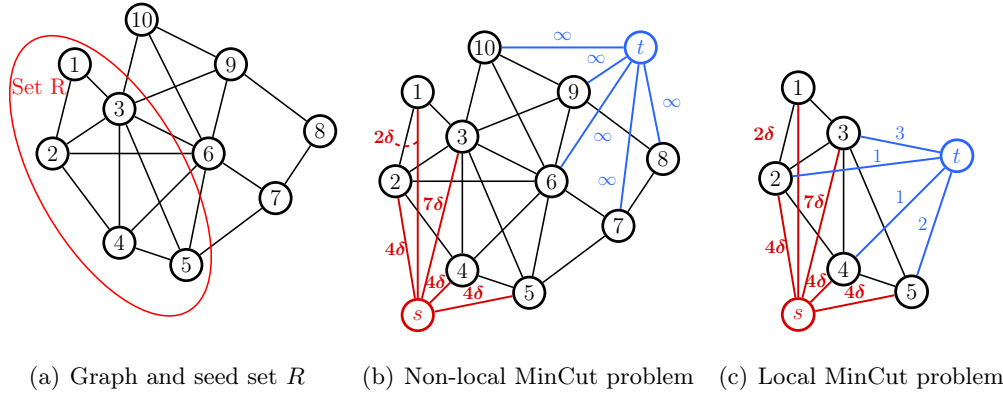


Figure 7 – Illustration of the augmented graph for solving the MQI subproblem. Subfigure 7(a) illustrates a small graph and a seed set R denoted by the red ellipse. This set includes nodes with ID 1 to 5. Subfigure 7(b) demonstrates the addition of a source node s and sink node t that involves the entire graph but solves the subproblem. Subfigure 7(c) illustrates the collapse of all nodes in \bar{R} into a single sink node t . Edges from R to \bar{R} are maintained with the same weights but they are rewired to the sink node t . The final MinCut problem in Subfigure 7(c) can be solved via MaxFlow problem from the source to the sink.

6.2 Iteration complexity

We now specialize our general analysis in Section 3, and we present an iteration complexity result for Algorithm 6.1. First, we present Lemma 6.2, which will be used in the iteration complexity result in Theorem 6.3.

An interesting property of MQI that is shown in Lemma 6.2 is that the volume of S_k monotonically decreases at each iteration, i.e., $\text{vol}(S_{k+1}) < \text{vol}(S_k)$. This result has important *practical* implications since it shows that MQI is searching for subsets S that have *smaller* volume than the set S_1 . Moreover, Lemma 6.2 shows that the numerator of Problem (6.1) decreases monotonically.

LEMMA 6.2 *Let G be an undirected, connected graph with non-negative weights. If the MQI algorithm proceeds to iteration $k+1$ it satisfies both $\text{vol}(S_{k+1}) < \text{vol}(S_k)$ and $\text{cut}(S_{k+1}) < \text{cut}(S_k)$.*

Proof The proof for this claim is given in the proof of Lemma 3.5. ■

THEOREM 6.3 (Iteration complexity of MQI) *Let G be a connected, undirected graph with non-negative integer weights. Algorithm 6.1 has at most $\text{cut}(R)$ iterations before converging to a solution.*

Proof This is just an explicit specialization of Theorem 3.6. ■

REMARK 6.4 (Time per iteration) *At each iteration a weighted MaxFlow problem is being solved. Therefore, the worst-case time of MQI will be its iteration complexity times the cost of computing a MaxFlow on a graph of size $\text{vol}(R)$.*

6.3 A faster version of the MQI algorithm

The original MQI algorithm requires at most $\text{vol}(R)$ iterations to converge to the optimal solution. After at most that many iterations the algorithm returns the *exact* output. However, in the case that we are not interested in exact solutions we can improve the iteration complexity of MQI to at most $\mathcal{O}(\log \frac{1}{\varepsilon})$ where $\varepsilon > 0$ is an accuracy parameter. To achieve this we will use binary search for the variable δ . It is true that for (S^*, δ^*) we have $\text{cut}(S^*) / \text{vol}(S^*) = \delta^*$. Therefore, $\delta^* \in [0, 1]$. We will use this interval as our search space for the binary search. The modified algorithm is shown in Algorithm 6.2. Note that the subproblem in Step 4 in Algorithm 6.2 is the same as the subproblem in Step 3 of the original Algorithm 6.1. The only part that changes is that we introduced binary search for δ .

Putting the iteration complexity of Fast MQI together with its per iteration computational complexity we get the following theorem.

Algorithm 6.2 Fast MQI

```

1: Initialize  $k := 1$ ,  $\delta_{\min} := 0$ ,  $\delta_{\max} := \phi(R)$  and  $\varepsilon \in (0, 1]$ 
2: while  $\delta_{\max} - \delta_{\min} > \varepsilon \delta_{\min}$  do
3:    $\delta_k := (\delta_{\max} + \delta_{\min})/2$ 
4:   Solve  $S_{k+1} := \operatorname{argmin}_{S \subseteq R} \operatorname{cut}(S) - \delta_k \operatorname{vol}(S)$  via MaxFlow on Augmented Graph 1.
5:   if  $\operatorname{vol}(S_{k+1}) > 0$  (Then  $\delta_k$  is above  $\delta^*$ ) then
6:      $\delta_{\max} := \phi(S_{k+1})$ , and set  $S_{\max} = S_{k+1}$  (Note  $\phi(S_{k+1}) \leq \delta_k$ )
7:   else
8:      $\delta_{\min} := \delta_k$ 
9:    $k := k + 1$ 
10: Return  $\operatorname{argmin}_{S \subseteq R} \operatorname{cut}(S) - \delta_{\max} \operatorname{vol}(S)$  or  $S_{\max}$  based on minimum conductance.

```

THEOREM 6.5 (Iteration complexity of the Fast MQI [Algorithm 6.2](#)) *Let G be an undirected, connected, graph with non-negative weights. Let R be a subset of vertices with $\operatorname{vol}(R) \leq \operatorname{vol}(\bar{R})$. The sequence δ_k of [Algorithm 6.2](#) converges to an approximate solution $|\delta^* - \delta_k|/\delta^* \leq \varepsilon$ in $\mathcal{O}(\log 1/\varepsilon)$ iterations, where $\delta^* = \phi(S^*)$ and S^* is an optimal solution to problem (6.1). Moreover, if G has non-negative integer weights then the algorithm will return the exact minimizer when $\varepsilon < \frac{1}{\operatorname{vol}(R)^2}$.*

Proof The iteration complexity of MQI is an immediate consequence of Theorem 3.8. The exact solution piece is a consequence of the smallest difference between values of conductance among subsets of R for integer weighted graphs. Let S_1 and S_2 be arbitrary subsets of vertices in R with $\phi(S_1) > \phi(S_2)$. Then

$$\phi(S_1) - \phi(S_2) = \frac{\operatorname{cut}(S_1) \operatorname{vol}(S_2) - \operatorname{cut}(S_2) \operatorname{vol}(S_1)}{\operatorname{vol}(S_1) \operatorname{vol}(S_2)} \geq (\operatorname{vol}(R))^{-2}. \quad \blacksquare$$

The last piece occurs because if $\operatorname{cut}(S_1) \operatorname{vol}(S_2) - \operatorname{cut}(S_2) \operatorname{vol}(S_1)$ is an integer, the smallest possible difference is 1. At termination Fast MQI satisfies $\delta_{\max} - \delta_{\min} \leq \varepsilon \delta_{\min}$. By the above difference bound, the next objective function value that is larger than δ^* is at least $\delta^* + \frac{1}{\operatorname{vol}(R)^2}$. Therefore, setting $\varepsilon < \frac{1}{\operatorname{vol}(R)^2}$, we get that $\delta_{\max} < \delta^* + \frac{1}{\operatorname{vol}(R)^2}$.

REMARK 6.6 (Time per iteration) *Each iteration involves a weighted MaxFlow problem on a graph with volume equal to $\mathcal{O}(\operatorname{vol}(R))$.*

7 The FlowImprove Problem and Algorithm

In this section, we will describe the FlowImprove method, due to [Andersen and Lang \(2008\)](#). This cluster improvement method was designed to address the issue that the MQI algorithm will always return an output set that is strictly a subset of the reference set R . The FlowImprove method also takes as input a graph $G = (V, E)$ and a reference set $R \subset V$, with $\operatorname{vol}(R) \leq \operatorname{vol}(G)/2$, and it also returns as output an “improved” cluster. Here, the output is “improved” in the sense that it is a set with conductance at least as good as R that is also highly correlated with R .

To state the FlowImprove method, consider the following variant of conductance:

$$\phi_R(S) = \begin{cases} \frac{\operatorname{cut}(S, \bar{S})}{\operatorname{rvol}(S; R, \theta)} & \text{when the denominator is positive} \\ \infty & \text{otherwise} \end{cases} \quad (7.1)$$

where $\theta = \operatorname{vol}(R)/\operatorname{vol}(\bar{R})$, and where the value is ∞ if the denominator is negative. Note that this is equivalent to the statement in [Section 3.1](#) where the denominator constraint is adjusted to be a positive infinity value.

For any set S with $\operatorname{vol}(S) \leq \operatorname{vol}(\bar{S})$, since $\operatorname{rvol}(S; R, \theta) = \operatorname{vol}(S \cap R) - \theta \operatorname{vol}(S \cap \bar{R})$, it holds that $\phi_R(S) \geq \phi(S)$. Thus, this modified conductance score $\phi_R(\cdot)$ provides an upper-bound on the

true conductance score $\phi(\cdot)$ for sets that are not too big; but this objective provides a bias toward R , in the sense that the denominator penalizes sets S that are outside of the reference set R .

Consequently, the FlowImprove problem is:

$$\begin{array}{ll} \underset{S}{\text{minimize}} & \phi_R(S) \\ \text{subject to} & S \subset V. \end{array} \quad (7.2)$$

This FlowImprove problem is related to the fractional programming [Problem \(3.2\)](#) by setting $g(S) := \text{vol}(S \cap R) - \theta \text{vol}(S \cap \bar{R})$ and $Q = V$. [Andersen and Lang \(2008\)](#) describe an algorithm to solve the FlowImprove problem, which is equivalent to what we present as [Algorithm 7.1](#). It is easy to see that this algorithm is a special case of [Algorithm 3.1](#) for general fractional programming.

Algorithm 7.1 FlowImprove ([Andersen and Lang, 2008](#))

- 1: Initialize $k = 1$, $S_1 := R$ and $\delta_1 = \phi_R(S_1)$.
 - 2: **while** has not exited by line 7 **do**
 - 3: Solve $S_{k+1} := \arg\min_S \text{cut}(S) - \delta_k (\text{vol}(S \cap R) - \theta \text{vol}(S \cap \bar{R}))$
 - 4: **if** $\phi_R(S_{k+1}) < \delta_k$ **then**
 - 5: $\delta_{k+1} := \phi_R(S_{k+1})$
 - 6: **else**
 - 7: δ_k is optimal, return previous solution S_k .
 - 8: $k := k + 1$
-

The following theorem implies that FlowImprove monotonically decreases the objective function in [Problem \(7.2\)](#) at each iteration. It was first shown by [Andersen and Lang \(2008\)](#), but it is a corollary of [Theorem 3.4](#). Note that δ_k is equal to the objective function of [Problem \(7.2\)](#) evaluated at S_k .

THEOREM 7.1 (Convergence of FlowImprove) *Let G be an undirected, connected graph with non-negative weights. Let R be a subset of vertices with $\text{vol}(R) \leq \text{vol}(\bar{R})$. The sequence δ_k monotonically decreases at each iteration of FlowImprove ([Algorithm 7.1](#)).*

7.1 The FlowImprove subproblem

In this subsection, we will discuss how to solve efficiently the subproblem at Step 3 of FlowImprove. We will follow similar steps as we did for MQI in [Section 6.1](#). That is, we convert the MinCut-like problem into a true MinCut problem on an augmented graph, and then we use MaxFlow to find the set minimizing the objective. In summary, the modified graph following the Augmented Graph 2 procedure, and an example of this new graph is given in [Figure 8](#). (Observe that here we do *not* have a fourth step where we combine multiple edges, as we did in Augmented Graph 1 and [Figure 7\(c\)](#)—thus, the FlowImprove [Algorithm 7.1](#) will *not* be strongly local.)

Turning back towards the derivation of this formulation, the MinCut sub-problem at Step 3 of FlowImprove problem is equivalent to

$$\begin{array}{ll} \underset{x}{\text{minimize}} & \|Bx\|_{C,1} - \delta x^T \hat{d}_R + \delta_k \theta x^T \hat{d}_{\bar{R}} \\ \text{subject to} & x \in \{0, 1\}^n, \end{array} \quad (7.3)$$

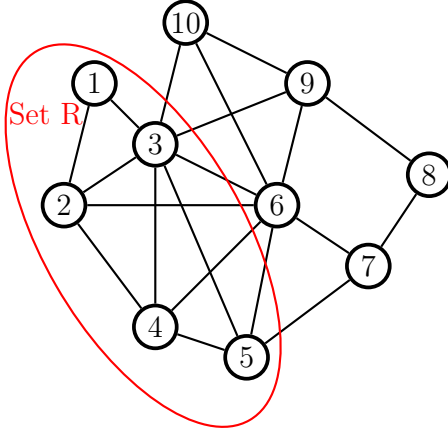
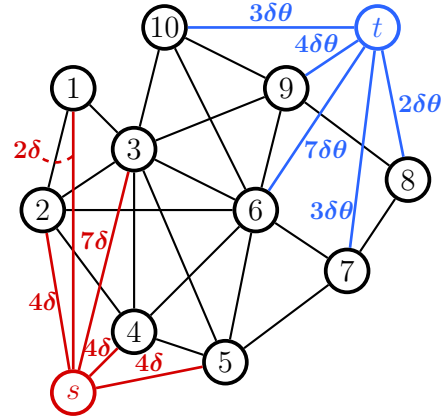
where \hat{d}_R is a n -dimensional vector that is equal to d for components with index in R and zero elsewhere. Similarly for $\hat{d}_{\bar{R}}$. Consequently, $d = \hat{d}_R + \hat{d}_{\bar{R}}$ where the two pieces have disjoint support.

As with the previous case, we shift this and then add sources and sinks. First, largest negative value is $\delta_k \mathbf{1}^T \hat{d}_R$. Adding this yields

$$\begin{array}{ll} \underset{x}{\text{minimize}} & \|Bx\|_{C,1} + \delta(\mathbf{1} - x)^T \hat{d}_R + \delta \theta x^T \hat{d}_{\bar{R}} \\ \text{subject to} & x \in \{0, 1\}^n. \end{array} \quad (7.4)$$

Augmented Graph 2 for the subproblem at Step 3 of FlowImprove Algorithm 7.1

- 1: Add to the set of nodes V a source node s and a sink node t .
 - 2: Add to the set of edges E an edge from the source node s to every node in the seed set of nodes R with weight the degree of that node times δ .
 - 3: Add to the set of edges E an edge from the sink node t to every node in the set of nodes \bar{R} with weight the degree of that node times $\delta\theta$.
-

(a) Graph and seed set R 

(b) MinCut graph for FlowImprove subproblem

Figure 8 – Illustration of the augmented graph for solving the FlowImprove subproblem. Subfigure 8(a) illustrates the same graph and seed set from Figure 7. Subfigure 8(b) demonstrates the addition of a source node s and sink node t , along with corresponding edges from s to nodes in R and node t to every node in \bar{R} . The MinCut problem in Subfigure 8(b) can be solved to identify a set via a MaxFlow problem from the source to the sink.

Again, we have penalty terms associated with S (given by non-zero entries of x) and \bar{S} (given by non-zero entries of $\mathbf{1} - x$). For these, we introduce a source and sink. The source connects to penalties associated with \bar{S} and the sink connects to penalties associated with S . Note that these partition into two groups, associated with R and \bar{R} . Consequently, we add a source node s and connect it to all nodes in R with weight $\delta\hat{d}_R$, and we also add a sink node t and connect it to all nodes in \bar{R} with weight $\delta\theta\hat{d}_{\bar{R}}$.

The resulting MinCut problem is associated with the incidence matrix and the diagonal edge-weight matrix of a modified problem as follows

$$\tilde{B} := \begin{bmatrix} s & V & t \\ \mathbf{1} & -I_R & 0 \\ 0 & B & 0 \\ 0 & I_{\bar{R}} & -\mathbf{1} \end{bmatrix} \quad \tilde{C} := \begin{bmatrix} \delta D_R & 0 & 0 \\ 0 & C & 0 \\ 0 & 0 & \delta\theta D_{\bar{R}} \end{bmatrix}.$$

Here, D_R and $D_{\bar{R}}$ are diagonal submatrices of D corresponding to nodes in R and \bar{R} , respectively. Also, I_R and $I_{\bar{R}}$ are matrices where each row contains an indicator vector for a node in R and \bar{R} , respectively. These matrices give $I_R x = x_R$ and $I_{\bar{R}} x = x_{\bar{R}}$. They are ordered in the same way as was D_R and $D_{\bar{R}}$. Let

$$\tilde{x} := \begin{bmatrix} x_s \\ x \\ x_t \end{bmatrix},$$

then the MinCut problem with respect to the modified graph is

$$\begin{aligned} & \underset{\tilde{x}}{\text{minimize}} && \|\tilde{B}\tilde{x}\|_{\tilde{C},1} = \|Bx\|_{C,1} + \delta(\mathbf{1} - x_R)^T d_R + \delta\theta x_{\bar{R}} d_{\bar{R}} \\ & \text{subject to} && \tilde{x}_1 = 1, \tilde{x}_{n+2} = 0, \tilde{x}_i \in \{0, 1\} \quad \forall i = 2 \dots n+1. \end{aligned} \tag{7.5}$$

Again, note that this objective corresponds to a constant shift with respect to [Problem \(7.3\)](#). This problem can be solved via MaxFlow to give a set solution.

7.2 Iteration complexity

In [Lemma 7.2](#) we show that when using FlowImprove the denominator of [Problem \(7.2\)](#), i.e., $\text{vol}(S \cap R) - \theta \text{vol}(S \cap \bar{R})$, decreases monotonically at each iteration. Moreover, the numerator of [Problem \(7.2\)](#) decreases monotonically as well.

LEMMA 7.2 *If the FlowImprove algorithm proceeds to iteration $k + 1$ it satisfies $\text{vol}(S_{k+1} \cap R) - \text{vol}(S_k \cap R) < \theta (\text{vol}(S_{k+1} \cap \bar{R}) - \text{vol}(S_k \cap \bar{R}))$ and $\text{cut}(S_{k+1}) < \text{cut}(S_k)$.*

Proof This result is a specialization of [Lemma 3.5](#) and the proof is the same. ■

THEOREM 7.3 (Iteration complexity of the FlowImprove [Algorithm 7.1](#)) *Let G be a connected, undirected graph with non-negative integer weights. Then [Algorithm 7.1](#) needs at most $\text{cut}(R)$ iterations to converge to a solution.*

Proof This is just an explicit specialization of [Theorem 3.6](#). ■

REMARK 7.4 (Time per iteration) *At each iteration a weighted MaxFlow problem is being solved, see [Section 7.1](#). The MaxFlow problem size is proportional to the whole graph.*

7.3 A faster version of the FlowImprove algorithm

The original FlowImprove algorithm requires at most $\text{cut}(R) \leq \text{vol}(R)$ iterations to converge to the optimal solution. After at most that many iterations the algorithm returns the *exact* output. However, in the case that we are not interested in exact solutions we can improve the iteration complexity of FlowImprove to at most $\mathcal{O}(\log \frac{1}{\varepsilon})$ where $\varepsilon > 0$ is an accuracy parameter. To achieve this we will use binary search for the variable δ . It is true that $\phi_R(R) \in [0, 1]$. Therefore, $\delta^* \in [0, 1]$. We will use this interval as our search space for the binary search. The modified algorithm is shown in [Algorithm 7.2](#). Note that the subproblem in Step 4 in [Algorithm 7.2](#) is the same as the subproblem in Step 3 of the original [Algorithm 7.1](#). The only part that changes is that we introduced binary search for δ .

Algorithm 7.2 Fast FlowImprove

```

1: Initialize  $k := 1$ ,  $\delta_{\min} := 0$ ,  $\delta_{\max} := 1$  and  $\varepsilon \in (0, 1]$ 
2: while  $\delta_{\max} - \delta_{\min} > \varepsilon \delta_{\min}$  do
3:    $\delta_k := (\delta_{\max} + \delta_{\min})/2$ 
4:   Solve  $S_{k+1} := \text{argmin}_S \text{cut}(S) - \delta_k (\text{vol}(S \cap R) - \theta \text{vol}(S \cap \bar{R}))$ 
5:   if  $\text{vol}(S_{k+1} \cap R) > \theta \text{vol}(S_{k+1} \cap \bar{R})$  (Then  $\delta_k$  is above  $\delta^*$ ) then
6:      $\delta_{\max} := \phi_R(S_{k+1})$  and set  $S_{\max} := S_{k+1}$  (Note  $\phi_R(S_{k+1}) \leq \delta_k$ )
7:   else
8:      $\delta_{\min} := \delta_k$ 
9:    $k := k + 1$ 
10: Return  $\text{argmin}_S \text{cut}(S) - \delta_{\max} (\text{vol}(S \cap R) - \theta \text{vol}(S \cap \bar{R}))$  or  $S_{\max}$  based on  $\min \phi_R$ .
```

Putting the iteration complexity of Fast FlowImprove together with its per iteration computational complexity we get the following theorem.

THEOREM 7.5 (Iteration complexity of the Fast FlowImprove [Algorithm 7.2](#)) *Let G be an undirected, connected graph with non-negative weights. Let R be a subset of V with $\text{vol}(R) \leq \text{vol}(\bar{R})$. The sequence δ_k of [Algorithm 7.2](#) converges to an approximate solution $|\delta^* - \delta_k| \leq \varepsilon$ in $\mathcal{O}(\log 1/\varepsilon)$ iterations, where $\delta^* = \phi_R(S^*)$ and S^* is an optimal solution to problem (7.2). Moreover, if G has non-negative integer weights, then the algorithm will return the exact minimizer when $\varepsilon < \frac{1}{\text{vol}(R)^2 \text{vol}(\bar{R})}$.*

Proof Iteration complexity of FlowImprove is an immediate consequence of [Theorem 3.8](#). The exact solution piece is a consequence of the smallest difference between values of relative conductance for integer weighted graphs. Let S_1 and S_2 be arbitrary sets of vertices in the graph with $\phi_R(S_1) > \phi_R(S_2)$. Let $k_1 = \text{cut}(S_1) \text{vol}(S_2 \cap R) - \text{cut}(S_2) \text{vol}(S_1 \cap R)$ and $k_2 = \text{cut}(S_1) \text{vol}(S_2 \cap \bar{R}) - \text{cut}(S_2) \text{vol}(S_1 \cap \bar{R})$. Both are integers. Then

$$\frac{\text{cut}(S_1)}{\text{rvol}(S_1; R, \theta)} - \frac{\text{cut}(S_2)}{\text{rvol}(S_2; R, \theta)} = \frac{k_1 \text{vol}(\bar{R}) - k_2 \text{vol}(R)}{\text{vol}(\bar{R}) \text{rvol}(S_1; R, \theta) \text{rvol}(S_2; R, \theta)} \geq \frac{1}{\text{vol}(R)^2 \text{vol}(\bar{R})}.$$

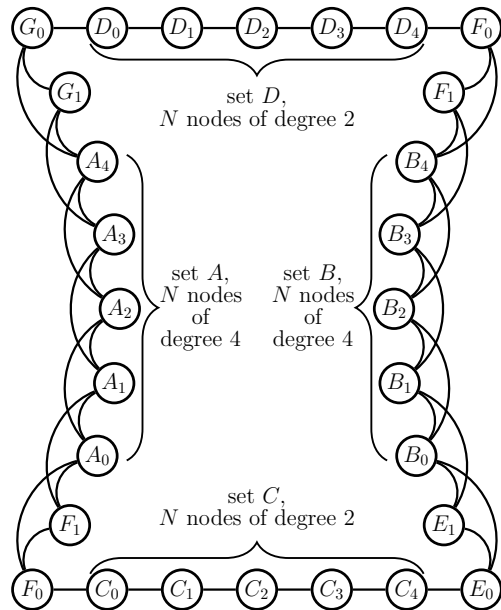
The last piece occurs because k_1 and k_2 are integers, and thus the smallest positive value of $k_1 \text{vol}(\bar{R}) - k_2 \text{vol}(R)$ is 1. The rest of the argument on the exact solution is the same as the proof of [Theorem 6.5](#). \blacksquare

The subproblem is the same and so the cost per iteration is the same as discussed in [Remark 7.4](#).

7.4 Non-locality in FlowImprove

The runtime bounds for FlowImprove assume that we may need to solve a MaxFlow problem with size proportional to the entire graph. We now show that this is essentially tight and that the solution of a FlowImprove problem, in general, is not strongly local. Indeed, the following example shows that FlowImprove will return one fourth of the graph even when started with a set R that is a singleton.

LEMMA 7.6 *Consider a cycle graph (illustrated at right) with $4N + 8$ nodes in 4 major regions. Each set A and B has N nodes of degree 4 corresponding to a cycle graph with neighbors and neighbors of neighbors connected. Each set C and D has N degree 2 nodes. This introduces two extra nodes, of degree 3, between each pair of adjacent degree 2 and degree 4 regions. Consider using any node of degree 4 as the seed node to FlowImprove algorithm. Then, at optimality, FlowImprove will return a set with $N + 4$ nodes that is a continuous degree 4 region plus the four adjacent degree 3 nodes.*



Proof Without loss of generality, suppose we seed on a node from set A . According to [Lemma 7.2](#), when Dinkelbach's algorithm for FlowImprove proceeds from iteration to iteration, it must return a set with a strictly smaller cut value or the seed set R was optimal. This means FlowImprove will only return one of the following sets. (Due to symmetry, there may be equivalent sets that we don't list.)

1. The seed node with cut 4.
2. A continuous subset of the A region, G_0, G_1 , and a continuous subset of the set D to the green nodes, with cut 3.
3. All of the A region, two adjacent degree 3 nodes (without loss of generality, G_0 and G_1) on one end and one adjacency degree 3 node on the other edge (F_1), with cut 3.
4. All of the A region and all adjacency degree 3 nodes (G_0, G_1, F_0, F_1), with cut 2.
5. All of the A region and all adjacency degree 3 nodes (G_0, G_1, F_0, F_1 and additional nodes from sets C and D), with cut 2.

The goal is to show that case (4) is optimal, i.e., has the smallest objective value. Obviously, case (5) cannot be optimal since it has the same cut value as case (4) but smaller relative volume. Similarly, case (3) has the same cut value as case (2) but smaller relative volume. So case (3) won't be optimal either. So we only need to compare $\phi_R(S_1)$, $\phi_R(S_2)$ and $\phi_R(S_4)$. Observe that in this setting, $\theta = \frac{\text{vol}(R)}{\text{vol}(\bar{R})} = \frac{4}{(2N-1)4+2N \cdot 2+8 \cdot 3} = \frac{1}{3N+5}$, so we can compute that

$$\phi_R(S_4) = \frac{2}{4 - \theta(4(N-1) + 3 \cdot 4)} = \frac{3N+5}{4N+6} < 1 = \phi_R(S_1).$$

On the other hand, suppose in case (2), there are $1 \leq k < N$ red nodes and $m \geq 0$ blue nodes, then we can write

$$\phi_R(S_2) = \frac{3}{4 - \theta(4(k-1) + 3 \cdot 2 + 2m)} \geq \frac{3}{4 - 6\theta} = \frac{9N+15}{12N+14} > \phi_R(S_4).$$

So case (4) is optimal. ■

7.5 Relationship with PageRank

The FlowImprove [subproblem \(7.5\)](#) is closely related to the PageRank problem if the 1-norm objective is translated into a 2-norm objective and we relax to real-valued vectors (and make a small perturbation to the resulting systems). This was originally observed, in slightly different ways, in our previous work ([Gleich and Mahoney, 2014, 2015](#)). For the same matrix \tilde{B} , consider the problem

$$\begin{aligned} & \underset{\tilde{x}}{\text{minimize}} && \|\tilde{B}\tilde{x}\|_{\tilde{C},2}^2 \\ & \text{subject to} && \tilde{x}_1 = 0, \tilde{x}_{n+2} = 1, \tilde{x}_i \in \{0, 1\} \ \forall i = 2 \dots n+1. \end{aligned} \quad (7.6)$$

Note that this problem, with the binary constraints, is exactly equivalent to the original problem. However, if we relax the binary constraints to real-valued vectors and substitute in $x_1 = 1$ and $x_{n+2} = 0$, then this is a strongly-convex quadratic objective, which can be solved as the following linear system:

$$(B^T C B + \delta \text{diag}(\tilde{d}_R) + \theta \delta \text{diag}(\tilde{d}_{\bar{R}}))x = \delta/2 \tilde{d}_R. \quad (7.7)$$

Here, $B^T C B = L = D - A$ is the Laplacian of the original graph. Also, if we had $\theta = 1$ (or simply assume this is true), then $\delta \text{diag}(\tilde{d}_R) + \theta \delta \text{diag}(\tilde{d}_{\bar{R}}) = \delta D$. This yields the linear system

$$(L + \delta D)x = \delta/2 \quad \Leftrightarrow \quad (I - \frac{1}{1+\delta} A D^{-1}) D x = \delta/(2 + 2\delta) \tilde{d}_R.$$

The second system is equivalent to a rescaled PageRank problem for an undirected graph $(I - \alpha A D^{-1})y = \gamma v$ where $y = Dx$. This form, or a scaled version, is widely used in practice ([Gleich, 2015](#)).

8 The LocalFlowImprove (and SimpleLocal) Problem and Algorithm

In this section, we will describe the LocalFlowImprove method, due to [Orecchia and Zhu \(2014\)](#), and the related SimpleLocal, due to [Veldt, Gleich, and Mahoney \(2016\)](#). This cluster improvement method was designed to address the issue that FlowImprove is weakly (and not strongly) local, i.e., that the FlowImprove method has a running time that depends on the size of the entire input graph and not just on the size of the reference set R . The setup is the same: LocalFlowImprove method takes as input a graph $G = (V, E)$ and a reference set $R \subset V$, with $\text{vol}(R) \leq \text{vol}(G)/2$, and it returns as output an “improved” cluster.

To understand the LocalFlowImprove method, consider the following variant of conductance:

$$\phi_{R,\sigma}(S) = \begin{cases} \frac{\text{cut}(S, \bar{S})}{\text{vol}(S \cap R) - \sigma \text{vol}(S \cap \bar{R})} & \text{when the denominator is positive} \\ \infty & \text{otherwise} \end{cases} \quad (8.1)$$

where $\sigma \in [\text{vol}(R)/\text{vol}(\bar{R}), \infty)$. This is identical to FlowImprove (7.1), but we change θ into σ and allow it to vary. Given this, the basic LocalFlowImprove problem is:

$$\begin{array}{ll} \underset{S}{\text{minimize}} & \phi_{R,\sigma}(S) \\ \text{subject to} & S \subset V. \end{array} \quad (8.2)$$

On the surface, it is straightforward to adapt between FlowImprove and LocalFlowImprove. Simply “repeating” the entire previous section with σ instead of θ will result in correct algorithms. For example, the original algorithm proposed for LocalFlowImprove by Orecchia and Zhu (2014) is presented in an equivalent fashion Algorithm 8.1, which is simply an instance of the bisection-based fractional programming Algorithm 3.2.

The key difference between FlowImprove and LocalFlowImprove is that by setting σ larger than $\text{vol}(R)/\text{vol}(\bar{R})$ we will be able to show that the running time is independent of the size of the input graph. Recall that we have already shown the *output set* has a graph-size independent bound in Lemma 3.2.

This strongly-local aspect of LocalFlowImprove manifests in the subproblem solve step. Put another way, we need to crack open the black-box flow techniques in order to make them run in a way that scales with the size of the output rather than the size of the input. As a simple example of how we’ll need to look inside the black box, note that when $\sigma = \infty$, then LocalFlowImprove corresponds to MQI, as discussed in Section 3.1, which has an extremely simple strongly local algorithm. We want algorithms that will be able to take advantage of this property without needing to be told this will happen. Consequently, in this section, we are going to discuss subproblem solver extensively.

In particular, we will cover how to adapt a sequence of standard MaxFlow solves to be strongly local, as in the SimpleLocal method of Veldt, Gleich, and Mahoney (2016) (Section 8.1), as well as improvements that arise from using blocking flows and adapting Dinic’s algorithm (Sections 8.2 and 8.3). We will also cover differences with solvers with different types of theoretical tradeoffs that were discussed in the original Orecchia and Zhu (2014) paper (Section 8.4).

Note that the SimpleLocal algorithm of Veldt, Gleich, and Mahoney (2016) did not use binary search on δ as in Algorithm 8.1 (and nor do our implementations), instead it used the original Dinkelbach’s algorithm. As we have pointed out a few times, binary search is not as useful as it may seem for these problems, as a few iterations of Dinkelbach’s method is often sufficient on real-world data. The point here is that the tradeoff between bisection and the greedy Dinkelbach’s method is independent of the *subproblem* solves that is the heart of what differentiates LocalFlowImprove from FlowImprove.

ASIDE 6. For the theory in this section, we parameterize the LocalFlowImprove objective with σ instead of $\theta + \delta$ as in Section 3.1 and Section 9. This choice reduces the number of constants in the statement of theorems. The previous choice of δ is designed to highlight the FlowImprove to MQI spectrum.

Algorithm 8.1 LocalFlowImprove (Orecchia and Zhu, 2014)

- 1: Initialize $k := 1$, $\delta_{\min} := 0$, $\delta_{\max} := 1$, and $\sigma \in \left[\frac{\text{vol}(R)}{\text{vol}(\bar{R})}, \infty\right)$
 - 2: **while** $\delta_{\max} - \delta_{\min} > \varepsilon \delta_{\min}$ **do**
 - 3: $\delta_k := (\delta_{\max} + \delta_{\min})/2$
 - 4: Solve $S_{k+1} := \text{argmin}_S \text{cut}(S) - \delta_k (\text{vol}(S \cap R) - \sigma \text{vol}(S \cap \bar{R}))$
 - 5: **if** $\text{vol}(S_{k+1} \cap R) > \sigma \text{vol}(S_{k+1} \cap \bar{R})$ (Then δ_k is above δ^*) **then**
 - 6: $\delta_{\max} := \phi_{R,\sigma}(S_{k+1})$ and set $S_{\max} := S_{k+1}$ (Note $\phi_{R,\sigma}(S_{k+1}) \leq \delta_k$.)
 - 7: **else**
 - 8: $\delta_{\min} := \delta_k$
 - 9: $k := k + 1$
 - 10: Return $\text{argmin}_S \text{cut}(S) - \delta_{\max} (\text{vol}(S \cap R) - \sigma \text{vol}(S \cap \bar{R}))$ or S_{\max} based on $\min \phi_{R,\sigma}$
-

The iteration complexity of [Algorithm 8.1](#) is now just a standard application of the fractional programming theory.

THEOREM 8.1 (Iteration complexity of LocalFlowImprove) *Let G be an undirected, connected graph with non-negative weights. Let R be a subset of nodes with $\text{vol}(R) \leq \text{vol}(\bar{R})$. In [Algorithm 8.1](#), the sequence δ_k converges to an approximate optimal value $|\delta^* - \delta_k|/\delta^* \leq \varepsilon$ in $\mathcal{O}(\log 1/\varepsilon)$ iterations, where $\delta^* = \phi_{R,\sigma}(S^*)$ and S^* is an optimal solution to problem (8.2). Moreover, if G has non-negative integer weights and $\sigma = (\eta + \text{vol}(R))/\text{vol}(\bar{R})$ for an integer value of η , then the algorithm will return the exact minimizer when $\varepsilon < \frac{1}{\text{vol}(R)^2 \text{vol}(\bar{R})}$.*

Proof The first part is an immediate consequence of [Theorem 3.8](#) with $\delta_{\max} = 1$. The exact solution piece is a consequence of the smallest difference between values of relative conductance for integer weights. Let S_1 and S_2 be arbitrary sets of vertices in the graph with $\phi_{R,\sigma}(S_1) > \phi_{R,\sigma}(S_2)$. Let $k_1 = \text{cut}(S_1) \text{vol}(S_2 \cap R) - \text{cut}(S_2) \text{vol}(S_1 \cap R)$ and $k_2 = \text{cut}(S_1) \text{vol}(S_2 \cap \bar{R}) - \text{cut}(S_2) \text{vol}(S_1 \cap \bar{R})$ are both integers. Then

$$\frac{\text{cut}(S_1)}{\text{rvol}(S_1; R, \sigma)} - \frac{\text{cut}(S_2)}{\text{rvol}(S_2; R, \sigma)} = \frac{k_1 \text{vol}(\bar{R}) - k_2(\eta + \text{vol}(R))}{\text{vol}(\bar{R}) \text{rvol}(S_1; R, \sigma) \text{rvol}(S_2; R, \sigma)} \geq \frac{1}{\text{vol}(R)^2 \text{vol}(\bar{R})}.$$

The last piece occurs because k_1 and k_2 are integers, the smallest positive value of $k_1 \text{vol}(\bar{R}) - k_2(\eta + \text{vol}(R))$ is 1. The rest of the argument on the exact solution is the same as the proof of [Theorem 6.5](#). ■

Augmented Graph 3 for the subproblem at Step 4 of LocalFlowImprove [Algorithm 8.1](#). This is identical to the FlowImprove procedure with σ instead of θ ; for LocalFlowImprove we develop algorithms to work with this problem implicitly.

- 1: Add to the set of nodes V a source node s and a sink node t .
 - 2: Add to the set of edges E an edge from the source node s to every node in the seed set of nodes R with weight the degree of that node times δ .
 - 3: Add to the set of edges E an edge from the sink node t to every node in the set of nodes \bar{R} with weight the degree of that node times $\delta\sigma$, where $\sigma \in [\text{vol}(R)/\text{vol}(\bar{R}), \infty)$.
-

Moreover, the subproblem construction and augmented graph are identical to FlowImprove, except with σ instead of θ . For the construction of the modified graph to use at the subproblem step, see [Augmented Graph 3](#). The MinCut problem is also equivalent with σ instead of θ ,

$$\begin{aligned} & \underset{x}{\text{minimize}} && \|Bx\|_{C,1} + (\mathbf{1} - \delta)x^T \hat{d}_R + \delta\sigma x^T \hat{d}_{\bar{R}} \\ & \text{subject to} && x \in \{0, 1\}^n, \end{aligned} \tag{8.3}$$

using the same notation from (7.3). (Here, we have not implemented the subsequent step of associating terms with sources and sinks, as that follows an identical reasoning to FlowImprove problem.)

However, in practice, we *never explicitly* build this augmented graph, as that would *immediately* preclude a strongly local algorithm, where the runtime depends on $\text{vol}(R)$ instead of n or m (the number of vertices or edges). Instead, the algorithms seek to iteratively identify a *local graph*, whose size is bounded by a function of $\text{vol}(R)$ and σ that has all of R and just enough of the rest of G to be able to guarantee a solution to (8.3).

As some quick intuition for *why* the LocalFlowImprove subproblem might have this property, we recall [Lemma 3.2](#), which showed that there is a bound on the output size that is independent of the graph size. We further note the following *sparsity-promoting* intuition in the LocalFlowImprove subproblem.

LEMMA 8.2 (Originally from Veldt, Gleich, and Mahoney (2016), Theorem 1) *The subproblem solve in LocalFlowImprove (8.3) corresponds to a degree-weighted 1-norm regularized variation on the subproblem solve in FlowImprove (7.4). More specifically, the 1-norm regularized problem is*

$$\begin{aligned} & \underset{x}{\text{minimize}} \quad \|Bx\|_{C,1} + \hat{\delta}(\mathbf{1} - x)^T \hat{d}_R + \hat{\delta} \theta x^T \hat{d}_{\bar{R}} + \kappa \|Dx\|_1 \\ & \text{subject to} \quad x \in \{0, 1\}^n \end{aligned} \quad (8.4)$$

with $\hat{\delta} = \delta + \kappa$ and $\kappa = \frac{\delta\sigma - \delta}{1 + \theta}$, where $\theta = \text{vol}(R)/\text{vol}(\bar{R})$.

Proof The proof follows from expanding (8.4) using $\hat{\delta}$ and $\kappa\|Dx\|_1 = \kappa x^T \hat{d}_R + \kappa x^T \hat{d}_{\bar{R}}$ for indicator vectors. And then ignoring constant terms. ■

Given the rich literature on solving 1-norm regularized problems in time much smaller than the ambient problem space or with provably fewer samples (Tibshirani, 1996; Efron et al., 2004; Candès, Romberg, and Tao, 2006; Donoho and Tsaig, 2008), these results are perhaps somewhat less surprising.

ASIDE 7. We also note that this idea of adding a 1-norm penalty is a common design pattern to create strongly local algorithms.

In the remainder of this section, we will explain two solution techniques for the subproblem solve that will guarantee the following runtime for finding the set that minimizes the LocalFlowImprove objective.

THEOREM 8.3 (Running time of LocalFlowImprove, based on Veldt, Gleich, and Mahoney (2016)) *Let G be a connected, undirected graph with non-negative integer weights. A LocalFlowImprove problem can be solved via Dinkelbach’s Algorithm 3.1 or Algorithm 8.1. The algorithms terminate in worst-case time*

$$\mathcal{O}(\text{cut}(R) \cdot \text{subproblem}) \text{ for Dinkelbach and } \mathcal{O}(\log \frac{1}{\varepsilon} \cdot \text{subproblem}) \text{ for bisection.}$$

Let $\gamma = 1 + \frac{1}{\sigma}$. For solving the subproblem, we have the following possible runtimes,

Algorithm 8.2 $\gamma \text{vol}(R)$ calls to MaxFlow on $\gamma \text{vol}(R)$ edges (MaxFlow based)

Algorithm 8.3 $\mathcal{O}(\gamma^2 \text{vol}(R)^2 \log[\gamma \text{vol}(R)])$ (BlockingFlow based)

Proof This result can be obtained by combining the iteration complexity of Dinkelbach’s Theorem 3.6 or LocalFlowImprove from Theorem 8.1 with either the running time of the MaxFlow-based SimpleLocal subsolver Algorithm 8.2 or the running time of the blocking flow algorithm, Theorem 8.5. ■

See Section 8.4 for details on faster algorithms from Orecchia and Zhu (2014).

8.1 Strongly Local Constructions of the Augmented Graph

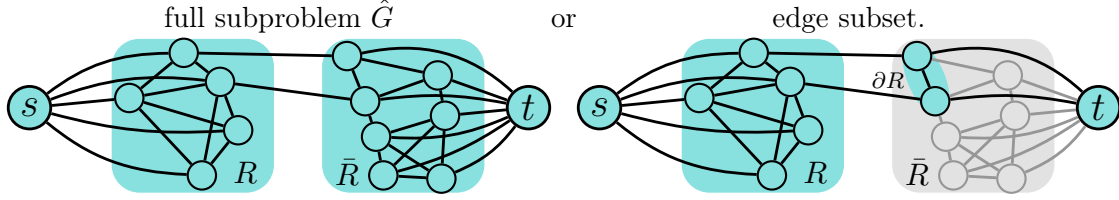
Before we present algorithms for the LocalFlowImprove subproblem, we discuss a crucial result from Orecchia and Zhu (2014) that reduces the Augmented Graph 3 for the MaxFlow problem to a reduced modified graph that includes only nodes relevant to the optimal solution. The crux of this section is an appreciation of the following statement:

An unsaturated edge in a flow is an edge where the flow value is strictly less than the capacity. If, in a solution of MaxFlow on the augmented graph, there is an unsaturated edge from a node in \bar{R} to t , then that node is not in the solution MinCut set.

This result is a fairly simple structural statement about how we might *verify* a solution to such a MaxFlow problem. We will illustrate it first with a simple example where the optimal solution set is contained within R , akin to MQI but without that explicit constraint, and then we move to the more general case, which will involve introducing the idea of a *bottleneck set* B .

Throughout these discussions, we will use \hat{G} to denote the full s, t augmented graph construction for a LocalFlowImprove subproblem with R, δ, σ fixed.

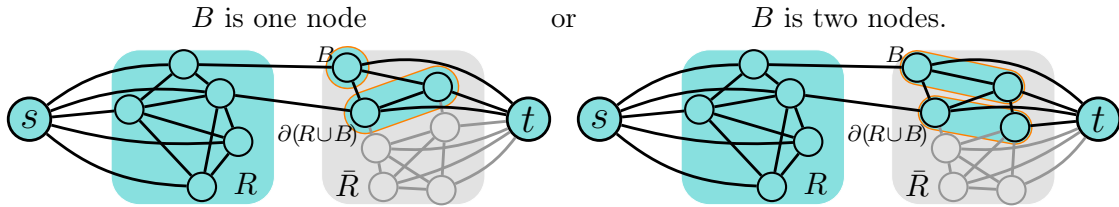
Consider what happens in solving a MaxFlow on \hat{G} where $\sigma > \text{vol}(R)$. In this scenario, LocalFlowImprove will always return the $S \subseteq R$ and this will be true on subproblem solve as well. (See the discussion in Section 3.1). We will show how we can locally certify a solution on \hat{G} —without even creating the entire augmented graph. We first note the structure of the \hat{G} partitioned into the following sets: R , ∂R and everything else, i.e., $\bar{R} - \partial R$. This results in a view of the subproblem as follows:



Suppose that we *delete* all the gray edges and solve the resulting MaxFlow problem (or we just solve the problem for the teal-colored subset). This will result in a MaxFlow problem on a subset of the edges of the augmented graph—and one that has size bounded by $\text{vol}(R)$. In any solution of the resulting MaxFlow problem, we have that all of the edges from ∂R to t will be unsaturated, meaning that the flow along those edges will be strictly smaller than the capacity. This is straightforward to see because the total flow out of the source is $\delta \text{vol}(R)$ and *each edge* from ∂R to t has weight $d_i \delta \sigma > d_i \delta \text{vol}(R)$. Consequently the nodes in ∂R will always be on the sink side of the MinCut solution.

This ability of unsaturated edges to provide a local guarantee that we have found a solution arises from two aspects. First, we have a strict edge-subset of the true augmented graph, so any flow value we compute will be a lower-bound on the max flow objective function on the entire graph. Second, we have not removed any edges from the source. Consequently we can locally certify this solution because none of the edges leading to t are saturated, so the bottleneck must have been outside of the boundary of R . Put another way, since the edges from ∂R to t are unsaturated, there is no way the omitted gray nodes and edges could have helped get more flow from the source to the sink.

Now, suppose that σ was smaller such that at least one node in the boundary of R has a saturated edge to t . Then we lose the proof of optimality because it's possible those missing gray nodes and edges could have been used to increase the flow. Suppose, however, we add those *bottleneck* nodes in ∂R to a set B and solve for the MaxFlow where B is:



That is, the subgraph of \hat{G} with all edges among $s, t, R, B, \partial(R \cup B)$. As long as the bottleneck is not in the boundary $\partial(R \cup B)$, then we have an optimal solution. The best way to think about this is to look at the missing edges in the picture. If all the edges to t from the boundary $\partial(R \cup B)$ are unsaturated, then we must have a solution, as the other edges could not have increased the flow.

Of course, there may still be saturated edges in the boundary, but this suggests a simple algorithm. To state it, let $G_{R, \sigma, \delta}(B)$ be the s, t MaxFlow problem with

- all vertices $\{s, t\} \cup R \cup B \cup \partial(R \cup B)$,
- all edges from the source s to nodes in set R ,
- all edges with nodes in the set $B \cup \partial(R \cup B)$ to the sink node t ,
- all edges from nodes in $R \cup B$ to nodes in V .

Algorithm 8.2 MaxFlowSimpleLocal (Veldt, Gleich, and Mahoney, 2016)

- 1: Set $B := \emptyset$
 - 2: **while** the following procedure has not yet returned **do**
 - 3: Solve the MaxFlow problem on $G_{R,\sigma,\delta}(B)$ consistent with previous iterations.
 - 4: Let J denote the vertices in $\partial(R \cup B)$ whose saturated edges to the sink t .
 - 5: **if** $|J| = 0$ **then** return the MinCut set S as the solution
 - 6: **else** $B \leftarrow B \cup J$ and repeat
-

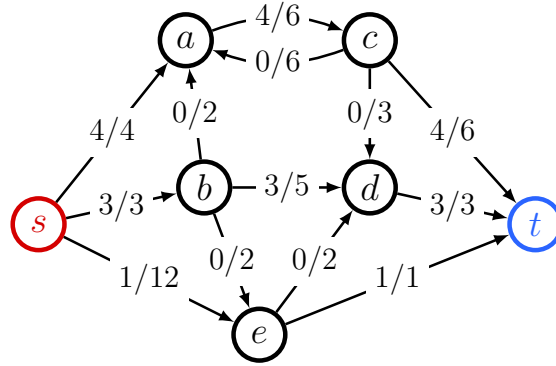


Figure 9 – We demonstrate a flow that starts from the source node s and ends to the sink node t . This flow includes the paths (s,b,d,t) , (s,a,c,t) and (s,e,t) . Note that this flow is a blocking flow since every path from s to t includes at least one saturated edge.

We iteratively grow B by nodes whose edges to t are saturated in a MaxFlow solve on $G_{R,\sigma,\delta}(B)$, starting with B empty. This procedure is described in Algorithm 8.2. It uses the idea of solving MaxFlow problems consistently with previous iterations, to which we will return shortly. What this means is that among multiple optimal solutions, we choose the one that would saturate edges to B in the same way as previous solutions. There is a simple way to enforce this by using the residual graph, and this really just means that once a node goes into B , it stays in B .

Locally finding the set B is, in a nutshell, the idea behind strongly local algorithms for LocalFlowImprove. These strongly local algorithms construct the set B for each subproblem solve by doing exactly what we describe here, along with a few small ideas to make them go fast. The algorithms to accomplish this will always produce a set B whose size is bounded in terms of σ and $\text{vol}(R)$, as guaranteed by the following result.

LEMMA 8.4 (Lemma 4.3 (Orecchia and Zhu, 2014)) *We have $\text{vol}(B) \leq \frac{1}{\sigma} \text{vol}(R)$ for the iteratively growing procedure in Algorithm 8.2.*

Proof The proof follows because each time a vertex v is added to B , we know there was a flow that saturated the edge with weight $\sigma\delta d_v$. Since the total flow from s is $\delta \text{vol}(R)$, this implies that if $\text{vol}(B) \geq \text{vol}(R)/\sigma$, then we have expanded enough edges to t to guarantee that the flow can be fully realized with no bottlenecks. ■

8.2 Blocking Flow

In each iteration of Algorithm 8.2, we need to identify the set J . It turns out that we do not actually require a MaxFlow solution. Instead, the concept of a *blocking flow* suffices. The difference is subtle but important. A blocking flow is a flow f (not necessarily maximum flow) on an acyclic graph such that the sink and the source are disconnected in the residual graph G_f . This means that in the given graph every path from the source to the sink contains at least one saturated edge. For a demonstration of a blocking flow, see Figure 9. The best algorithm for computing blocking flows has been suggested in Sleator and Tarjan (1983). There, the authors proposed a link-cut tree data structure that is used to develop a strongly polynomial

time algorithm for weighted graphs that computes blocking flows in $\mathcal{O}(m \log n)$ time, where m is the number of edges in the given graph. Blocking flows are a major tool and subroutine inside other solvers for MaxFlow problems. For example, Dinic’s algorithm (Dinitz, 1970), simply runs successive blocking flow computations on the residual graph to compute a maximum flow. Here, they serve the purpose of giving us a lower bound on the maximum flow that could saturate some edges of the graph.

8.3 The SimpleLocal subsolver

For the SimpleLocal subsolver, we will use the concept of local bottleneck graph $G_R(B)$ that was introduced in Section 8.1. (We omit σ, δ for simplicity.) The only other idea involved is that we can *iteratively* update the entire flow itself using the residual graph. So, rather than solving MaxFlow at each step, we compute a blocking flow to find new elements J and update the residual graph. This ensures that the flow between iterations is consistent in the fashion we mentioned in Algorithm 8.2. The algorithm is presented in Algorithm 8.3. SimpleLocal is exactly Dinic’s algorithm but specialized for our LocalFlowImprove problem.

Algorithm 8.3 SimpleLocal (Veldt, Gleich, and Mahoney, 2016)

- 1: Initialize the flow variables f to zero and $B := \emptyset$
 - 2: **while** True **do**
 - 3: Compute a blocking flow \hat{f} for the residual graph of $G(B)$ with the flow f , if flow is zero, then stop.
 - 4: $f \leftarrow f + \hat{f}$
 - 5: Let J denote the vertices in $\partial(R \cup B)$ whose edges to the sink node t get saturated using the new flow variables f .
 - 6: $B \leftarrow B \cup J$
 - 7: The current flow variables f are optimal for the MaxFlow in $G(B)$, return a MinCut set S on the source side s .
-

THEOREM 8.5 (Iteration complexity and running time for SimpleLocal) *Let G be an undirected, connected graph with non-negative weights. SimpleLocal requires $(1 + \frac{1}{\sigma}) \text{vol}(R)$ iterations to converge to the optimal solution of the MaxFlow subproblem and $\mathcal{O}(\text{vol}(R)^2(1 + \frac{1}{\sigma})^2 \log[(1 + \frac{1}{\sigma}) \text{vol}(R)])$ running time.*

Proof Dinic’s algorithm converges in at most $(1 + \frac{1}{\sigma}) \text{vol}(R)$ iterations (Proposition A.1 in Orecchia and Zhu (2014) and Lemma 4.3 of Orecchia and Zhu (2014)). Each iteration requires a blocking flow operation which costs $\mathcal{O}((1 + \frac{1}{\sigma}) \text{vol}(R) \log[(1 + \frac{1}{\sigma}) \text{vol}(R)])$ time (Lemma 4.2 of Orecchia and Zhu (2014)). Hence, SimpleLocal requires $\mathcal{O}(\text{vol}(R)^2(1 + \frac{1}{\sigma})^2 \log[(1 + \frac{1}{\sigma}) \text{vol}(R)])$ time. ■

In our original paper on SimpleLocal (Veldt, Gleich, and Mahoney, 2016), we described using MaxFlow to compute the blocking flows in Step 3 of Algorithm 8.3. We also used Dinkelbach’s algorithm instead of binary search. Otherwise, however, the two algorithms are identical. In practice, both of those modifications result in faster computations, although they are slower in theory.

8.4 More sophisticated subproblem solvers

There are more advanced solvers for the LocalFlowImprove algorithm possible in theory. For instance, Orecchia and Zhu (2014) also presents a solver based on the Goldberg-Rao push relabel method (Goldberg and Rao, 1998) that will yield a strongly local algorithm. Finally, note that the goal in using these algorithms is often to minimize the *conductance* of a set S instead of the relative conductance $\phi_{R,\sigma}(S)$, in which case relative conductance is just a computationally useful proxy. In the analysis of Orecchia and Zhu (2014), they show that running algorithm Algorithm 8.3 for a bounded number of iterations will either return a set S that minimizes the relative conductance exactly, or find an easy-to-identify bottleneck set S' that has conductance

$\phi(S') \leq 2\delta$. Using this second property, they are able to relate the runtime of the algorithm to the conductance of the set returned for a slightly different type of guarantee than exactly solving the LocalFlowImprove subproblem (Orecchia and Zhu, 2014, Theorem 1a).

Part III. Empirical Performance and Conclusion

9 Empirical Evaluation

In this section, we provide a detailed empirical evaluation of the cluster improvement algorithms we have been discussing. The focus of this evaluation is on illustrating how the methods behave and how they might be incorporated into a wide range of use cases. The specific results we show include the following.

1. **Reducing conductance.** (Section 9.1.) Flow-based cluster improvement algorithms are effective at finding sets of smaller conductance near the reference set—as the theory promises. This is illustrated with examples from a road network, see Figure 11 and Table 3, where the algorithm finds geographic features to make the conductance small, as well as on a data-defined graph from astronomy, see Figure 12 and Figure 13. We also illustrate empirically Theorem 3.1, which states that FlowImprove and LocalFlowImprove always return smaller conductance sets than MQI. In our experiments, these improvement algorithms commonly return sets of nodes in which the conductance is cut in half, occasionally reducing it by up to one order of magnitude or more.
2. **Growing and shrinking.** (Section 9.2.) Flow-based improvement algorithms are useful for the target set recovery task (basically, the task of finding a desired set of vertices in a graph, when given a nearby reference set of nodes), even when the conductance of the input is not especially small. In particular, we show how these methods can grow and shrink input sets to identify these hidden target sets when seeded nearby, by improving precision (the fraction of correct results) or recall (the fraction of all possible results). In this case, we use a weighted graph constructed from images, where the goal is to identify an object inside the image, see Figure 14. We also use a social network, where the goal is to identify students with a specific class year or major within the Johns Hopkins school community, see Figure 15.
3. **Semi-supervised learning.** (Section 9.3.) Going beyond simple unsupervised clustering methods, semi-supervised learning is the task of predicting the labels of nodes in a graph, when the nearby nodes share the same label and when given a set of true labels. Flow-based improvement algorithms accurately refine large collections of labeled data in semi-supervised learning experiments. Our experiments show that flow algorithms are effective for this task, moreso when one is given large collections of true labels, and somewhat less so when one is given only a small number of true labels, see Figure 16.
4. **Scalable implementations.** (Section 9.4.) Our software implementations of these algorithms can be used to find thousands of clusters in a given graph in parallel. These computations scale to large graphs, see Table 4. The implementations we have use Dinkelbach’s method and Dinic’s algorithm for exact solutions of the MaxFlow problems.
5. **Locally-biased flow-based coordinates.** (Section 9.5.) We can use our flow improvement algorithms to define locally-biased coordinates or embeddings, in a manner analogous to how global spectral methods are often used to define global coordinates or embeddings for data, see Figure 18 and Figure 19. This involves a novel flow-based coordinate system that will highlight subtle hidden structure in data that is distinctly different from what is found by spectral methods, as illustrated on road networks and in the spectra of galaxies.

To simplify and shorten the captions, throughout the remainder of this section, we will use the abbreviations MQI, FI (FlowImprove), and LFI (LocalFlowImprove). Because LFI depends on a parameter δ , we will simply write LFI- δ , e.g., LFI-1.0. The formal interpretation of this parameter is LocalFlowImprove($R, \sigma = \text{vol}(R) / \text{vol}(\bar{R}) + \delta$), where δ is a non-negative real number. Recall that LFI-0.0 is equivalent to FI and LFI- ∞ is equivalent to MQI.



Figure 10 – The US National Highway Network as a simplified graph has 51,144 nodes and 86,397 undirected edges. Edges represent roads and are shown as orange lines, nodes are places where roads meet and are shown as black dots. This display highlights major topographical features as well as major rivers. Mountain ranges, rivers, and lakes create interesting fine-scale features for our flow algorithms to find. There are also dense local regions around cities akin to small well-connected pieces of social networks.

9.1 Flow-based cluster improvement algorithms reduce conductance

The first result we wish to illustrate is that the algorithms MQI, FI, and LFI reduce the conductance of the input reference set, as dictated by our theory. For this purpose, we are going to study the US highway network as a graph (see Figure 10). Edges in this network represent nationally funded highways, and nodes represent intersections. There are ferry routes included, and there exist other major roads that are not in this data. This network has substantial local and small-scale structure that makes it a useful example. It has a natural large-scale geometry that makes it easy to understand visually. And there are large (in terms of number of nodes) good (in terms of conductance) partitions of this network.

We create a variety of reference sets for our flow improvement methods to refine. In Figure 11, nodes in black show a set and purple edges with white interior show the cut.

- We start with two partitions, one horizontal and one vertical (Figures 11(a) and 11(c)) of the network. These are simple-to-create sets based on using latitude and longitude, and they roughly bisect the country into two pieces. They are also inherently good conductance sets due to the geometric or isoperimetric structure of roads on the surface of the Earth.
- Next, we consider a large region in the western US centered on Colorado (Figure 11(e)). Again, this set is shown in black, and the purple edges (with white interior) highlight the cut. The rest of the graph shown in orange.
- We further consider using the vertices visited in 200 random walks of length 60 around the capital of Virginia (Figure 11(g)). This example will show our ability to refine a set which, due to the noise in the random walks, is of lower quality.
- Finally, we consider the result of the METIS program for bisection, which represents our ability to refine a set that is already high quality. This is not shown because it looks visually indistinguishable from Figure 11(d), although the cut and volume are slightly different, as discussed below and in Table 3.

The conductance improvement results from a number of our algorithms are shown in Table 3 and Figure 11. This table shows additional results that are not present in the figures. We

Input					Result					
	cut	vol	size	cond.	Alg.	cut	vol	size	cond.	ratio
Horiz.	233	85335	25054	0.0027	MQI	12	9852	2763	0.0012	225%
					FI	29	35189	10471	0.0008	330%
Vert.	131	72780	21552	0.0018	MQI	29	35195	10473	0.0008	220%
					FI	42	84582	25030	0.0005	365%
Colorado region	195	23377	6982	0.0083	MQI	9	1799	506	0.0050	167%
					LFI-1.0	97	23617	7037	0.0041	203%
					LFI-0.1	101	26613	7941	0.0038	220%
					FI	42	84204	24916	0.0005	1672%
Virginia random walks	112	1344	393	0.0833	LFI-1.5	23	1067	312	0.022	386%
					LFI-1.0	24	1212	357	0.0198	420%
					LFI-0.1	26	1938	572	0.0134	621%
METIS	56	85926	25422	0.0007	MQI	42	84594	25034	0.0005	131%
					LFI-0.1	42	84594	25034	0.0005	131%
					FI	42	84594	25034	0.0005	131%

Table 3 – The results of applying our algorithms to input sets of various quality for the graph of Figure 11. A few of the sets and cuts are illustrated in Figure 11. All of the methods reduce the conductance score considerably, with improvement ratios from 131% to 621%. The smallest improvements happen when the input is high-quality, such as the output from METIS.

make several observations. First, as given by MQI, the optimal subset of the horizontal split of Figure 11(a) identifies a region in the lower US, specifically, the southern California region around Los Angeles, San Diego, and Santa Barbara (Figure 11(b)). The southern California area is separated by mountains and deserts that are spanned by just 12 national highways to connect to the rest of the country. Second, the result of FI on the vertical split of Figure 11(c) of the US traces the Mississippi, Ohio, and Wabash rivers up to Lake Michigan (Figure 11), splitting just 42 highways and ferry routes. Note that although we start with the reference on the *east coast*, the set returned by the algorithm is entirely disjoint. This is because optimizing the FlowImprove objective expanded the set to be larger than half the volume, which caused the returned set to flip to the other coast. Third, the region around Colorado in Figure 11(e) is refined by LFI-1.0 to include Dallas (which was split in the initial set) and follows the Missouri river up into Montana. Finally, a set of random walks around the Virginia capital visit much of the interior region of the state, albeit in a noisy fashion. Using LFI-1.0 (Figure 11(h)) refines the edges of this region to reduce conductance. Reducing δ to 0.1 and using LFI-0.1 (Figure 11(i)) results in a bigger set that includes the nearby city (and dense region) of Norfolk. Note that, for the high quality METIS partition, all of our algorithms return exactly the same result. (Again, these are not shown because the results are virtually indistinguishable.) We also note that this set is the overall smallest conductance result in the entire table because the volume is slightly larger than vertical split experiments.

Overall, these results show the ability of our flow improvement algorithms to improve conductance by up to a ratio of 16 in the best case scenario and by a ratio of 1.31 on the high quality METIS partition. The most useful summary from these figures are as follows:

- Reducing the value of δ in LFI corresponds to finding smaller conductance sets compared to MQI. We also observe that reducing δ in LFI results in larger clusters in terms of number of nodes and volume.
- As predicted by Theorem 3.1, the results for LFI and FI are always better in terms of conductance than MQI in terms of conductance.

While visually useful to understand our algorithms, obtaining such results on a road network is less useful and less interesting than obtaining similar results on a more realistic data graph. Thus, we now illustrate these same points in another, larger dataset with a study of around 2500 improvement calls. This second dataset is a $k = 16$ -nearest neighbor graph constructed on the Main Galaxy Sample (MGS) in SDSS Data Release 7. We briefly review the details of this

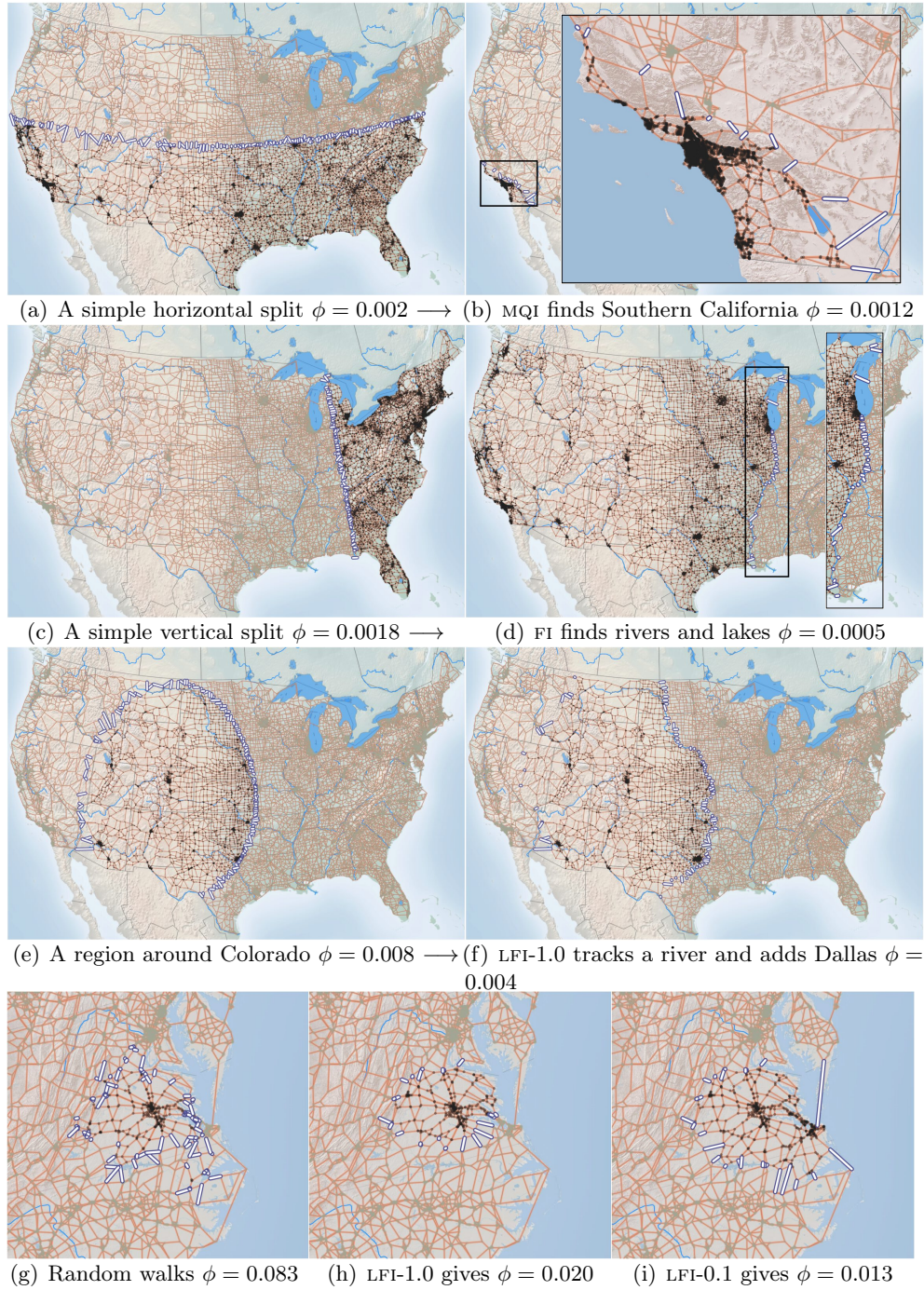


Figure 11 – Our flow-based cluster improvement algorithms reduce the conductance of simple input sets by finding natural features including mountains, rivers, and cities. The purple edges highlight the boundary of the set shown in black nodes, and ϕ is the conductance of the depicted set. Panel (a) shows an input that cuts horizontally the map and (b) is the corresponding output of MQI. Panel (c) shows an input that cuts the map vertically and (d) shows the output of FI. Panel (e) shows an input which corresponds to a large region in the western US centered on Colorado and (f) shows the output of LFI. Finally, panel (g) shows an input around the capital of Virginia, which has been created using random walks, and (h) and (i) are the corresponding output of LFI-1.0 and LFI-0.1, respectively.




Figure 12 – The Main Galaxy Sample (MGS) dataset has 517,182 nodes and 32,229,812 edges. This display shows an eigenvector embedding of the graph along with edges shown in blue. The node color is determined by the horizontal coordinate, which will be re-used in plots in subsequent sections. The right part of the visualization (orange coordinates) hints at structure hidden within the upper band, which we will study in [Section 9.5](#).

standard type of graph construction and provide further details in [Appendix A](#). This data begins with the emission spectra of 517,182 galaxies in 3841 bands. We create a vertex for each galaxy and connect vertices if either is within the 16 closest vertices to the other based on a Euclidean distance-like measure (see [Appendix A](#)). The graph is then weighted proportional to this distance. The result is a weighted undirected graph with 517,182 nodes and 15,856,315 edges (and 517,182 self-loops) representing nearest neighbor relationships among galaxy spectra. [Figure 12](#) provides a visualization of a global Laplacian eigenvector embedding of this graph. For more details on this dataset, we refer readers to [Lawlor, Budavári, and Mahoney \(2016b,a\)](#).

In this case, we compute reference sets using seeded PageRank using a random node, followed by a sweepcut procedure to locally optimize the conductance of the result. Consequently, the reference sets we start with are already fairly high quality. Then we run MQI, LFI-1, LFI-0.1, and LFI-0.01 on the results. We repeat this experiment 2526 times. The output to input conductance ratio is shown in [Figure 13](#) with reference to the original reference conductance from seeded PageRank ([Figure 13\(a\)](#)) and also with reference to the MQI conductance ([Figure 13\(b\)](#)). Like the previous experiments with the road network, reducing δ in this less easily visualizable data set results in improved conductance. Also like the previous experiments, LFI always reduces the conductance more than MQI.

The point of these initial experiments is to demonstrate that these algorithms achieve their primary goal of finding small conductance sets in a variety of scenarios. They can do so both with a graph with an obviously geometric structure as well as with a graph without an obvious geometric structure that was constructed from noisy observational data. In addition, they can do so starting from higher or lower quality inputs.

Next, we are going to evaluate our algorithms on specific tasks where finding small conductance sets is not the end goal.

9.2 Finding nearby targets by growing and shrinking

Another use for cluster improvement methods is to recover a hidden target set of vertices from a nearby reference set, e.g., a conjectured subregion of a graph, or a coherent section of an image. The goal here is accuracy in returning the vertices of this set, and we can measure this in terms

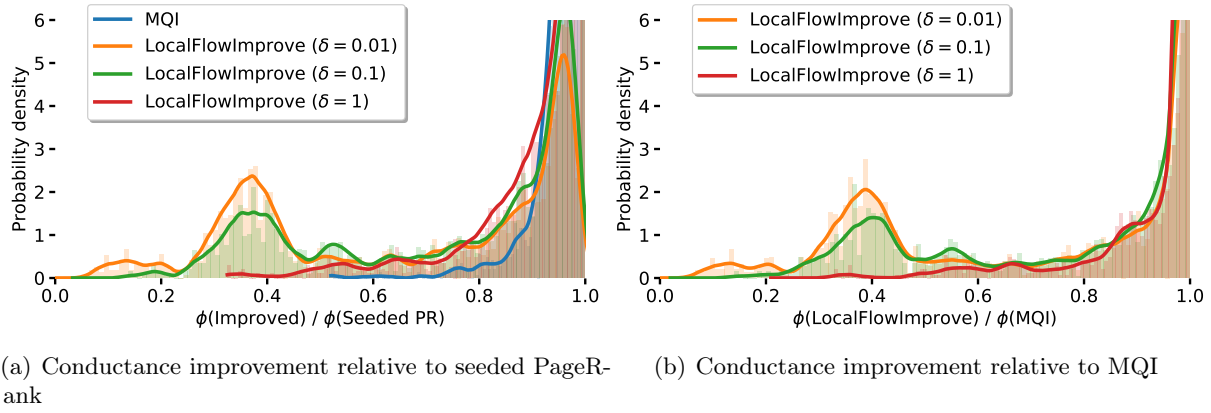


Figure 13 – A summary of 2526 experiments in the *MGS* dataset that show (i) that reducing δ in LFI produces sets of smaller conductance, even when the input set is the result of another conductance minimizing procedure, and also (ii) that LFI and FI always find smaller conductance sets than MQI.

of precision and recall. Let T be a target set we seek to find and let S be the set returned by the algorithm. Then the precision score is $|T \cap S|/|S|$, which is the fraction of results that were correct, and the recall score is $|T \cap S|/|T|$, which is the fraction of all results that were obtained. The ideal scenario is that both precision and recall are near 1.

We begin by looking at the simple scenario when the initial reference R is entirely contained within T , and also a scenario when R is a strict superset of T . This setting allows us to see how the flow-based algorithms grow or shrink sets to find these targets T , and it gives us a useful comparison against simple greedy improvement algorithms as well as against spectral graph-based approaches. For simplicity of illustration, we examine these algorithms on weighted graphs constructed from images. The construction of a graph based on an image is explained in [Appendix B](#).

The results of the experiment are shown in [Figure 14](#). We consider three distinct targets within a large image, as shown in [Figure 14\(a\)](#) and [Figure 14\(b\)](#): the left dog, middle dog, and right person. In our first case, the reference is entirely contained within the target. In this case, we can use either FI or LFI to attempt to enlarge to the target. (Note that we cannot use MQI, as the target set is larger than the seed set.) For comparison, we use a seeded PageRank algorithm as well. Our choice of this algorithm largely corresponds to replacing $\|Bx\|_1$ in the flow-based objective with the minorant function $\|Bx\|_2^2$ as discussed in [Section 7.5](#). We use two seeded PageRank scenarios that correspond to both FI and LFI, see [Figure 14\(c\)](#) to [Figure 14\(f\)](#). These show that spectral methods that grow tend either find a region that is too big or fail to grow large enough to capture the entire region. This is quantified by a substantial drop in precision compared with the flow method. Second, we consider the case when the target is contained within the reference set. This corresponds to the MQI setting as well as a variation of spectral clustering that called Local Fiedler ([Chung, 2007b](#)) (because it uses the eigenvector with minimal eigenvalue in a submatrix of the Laplacian). The results are in [Figure 14\(g\)](#) and [Figure 14\(h\)](#), and they show a small precision advantage for the flow-based methods (see the text below each image). Finally, for reference, in [Figure 14\(i\)](#) and [Figure 14\(j\)](#), we also include the results of a purely greedy strategy that grows or shrinks the reference set R to improve the conductance. This is able to find reasonably good results for only one of the test cases and shows that these sets are not overly *simple* to identify, e.g., since they cannot be detected by algorithms that trivially grow or expand the seed set.

Next, we repeat these target set experiments using the Johns Hopkins network, a less visualizable network, for which we see similar results. The data are a subset of the Facebook100 data-set from [Traud et al. \(2011\)](#); [Traud, Mucha, and Porter \(2012\)](#). The graph is unweighted. It represents “friendship” ties and it has 5157 nodes and 186572 edges. This dataset comes along with 6 features: major, second major, high school, gender, dorm, and year. We construct two




Figure 14 – Illustration of finding targets within an image (a) corresponding to the three low-conductance regions shown in (b). The reference sets given to MQI, FI, and LFI are given by the yellow regions, which either need to be grown or shrunk to find the target. For growing, we compare against seeded PageRank, which is a spectral analogue of FI and LFI; for shrinking, we compare against a local Fiedler vector, a spectral analogue of MQI, as well as simple greedy approaches for both. The flow-based methods capture the borders nicely and give high recall for growing and high precision for shrinking. Among other things, in this case, FI grows too large on the right person (c) whereas the size-regularized LFI (e) captures this target better.

targets by using the features: students with a class year of 2009 and student with major id 217. The visualization shows that major id 217 looks like it will be a fairly good cluster as the graph visualization has moved the bulk away. However, the conductance of this set is 0.26. Indeed, neither of these sets is particularly small conductance, which makes the target identification problem much harder than in the images. Both sets are illustrated in Figure 15(a).

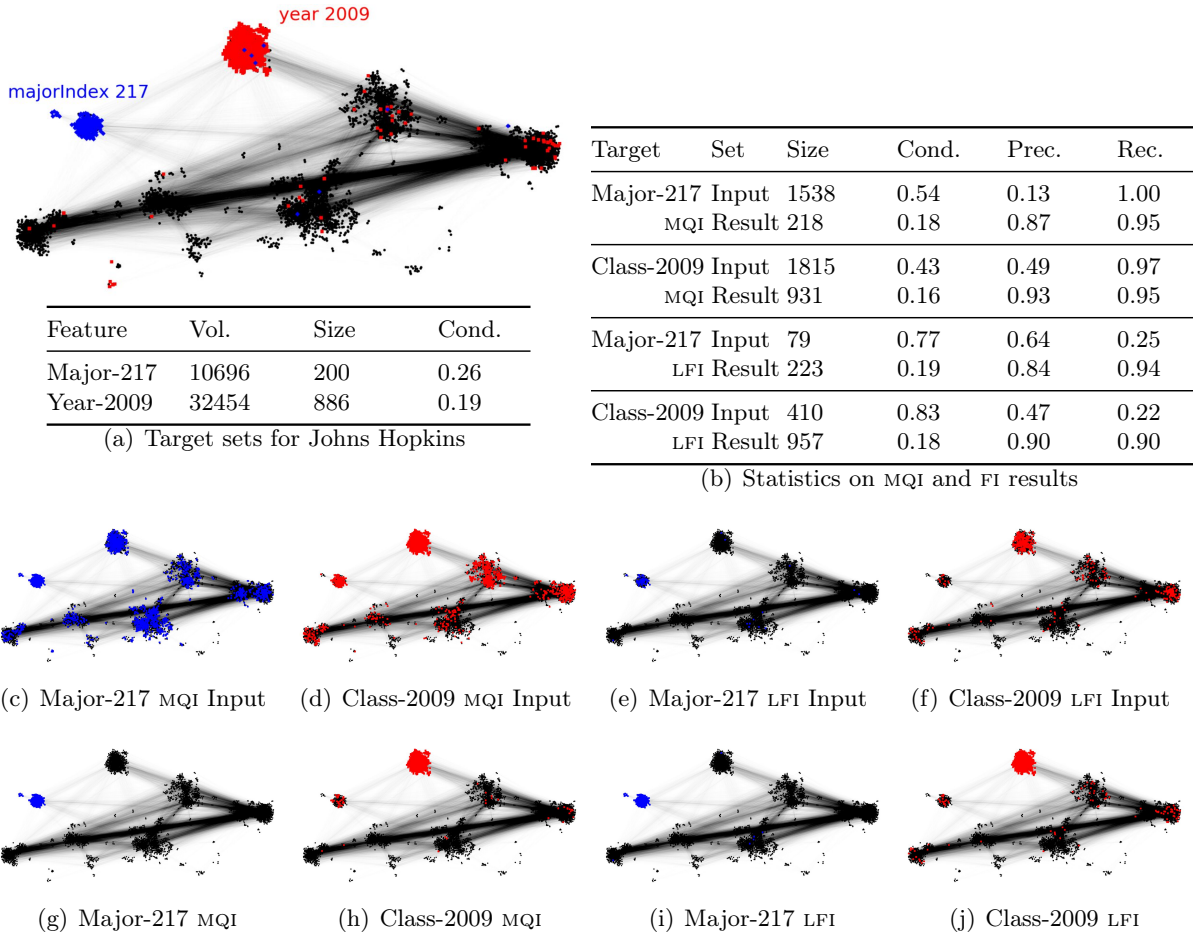


Figure 15 – The MQI and LFI-0.0001 algorithms can also find target sets in the Johns Hopkins Facebook social network, even though they are fairly large conductance, which makes them more challenging, and also when starting from adversarially selected seed set inputs with low precision (MQI) or low recall and low precision (LFI).

Here, we use an adversarial method to generate the input to MQI and LFI. Given a single node in the target cluster, run the seeded PageRank diffusion algorithm and adversarially select a set R with the maximum number of false positives for MQI. For LFI, we select R with a small true positives and many false positives. Like the following examples then, we use MQI to refine precision and LFI to boost recall. The results from MQI and LFI are shown in Figure 15(b) to Figure 15(j). We first summarize in Figure 15(b) the increase in precision for MQI and the increase in both precision and recall for FI. The remaining figures illustrate the sets on top of the graph layout showing where the error occurs. In particular, in Figure 15(c) we illustrate the adversarial input to MQI for the target cluster of students with major equal to 217. This input is adversarial in the sense that it includes a lot of false positives. In Figure 15(g) we illustrate the corresponding output of MQI. Note that MQI removes the most of false positives by contracting the input set. In Figure 15(d) we illustrate the adversarial input to MQI for the target cluster of students of year 2009. Again, this input is adversarial in the sense that it includes a lot of false positives. In Figure 15(h) we illustrate the corresponding output of MQI. Again, MQI removes the most of false positives by contracting the input set. In Figure 15(e) we show the adversarial input set to LFI for the target cluster of students with major equal to 217. This input is adversarial in the sense that it has a lot of false negatives. However, in Figure 15(i) we show that LFI is able to decrease the false negatives and obtain a good approximation to the target cluster by expanding the input seed set. Finally, in Figure 15(f) we show the adversarial input to LFI for the students of year 2009. This input set is adversarial in the sense that includes both false negatives and false positives. In Figure 15(j) we show that LFI is able to both contract and expand the input set and it obtains a good approximation to the target cluster.

9.3 Using flow-based algorithms for semi-supervised learning

Semi-supervised learning on graphs is the problem of inferring the value of a hidden label on all vertices, when given a few vertices with known labels. Algorithms for this task need to assume that the graph edges represent a high likelihood of sharing a label. For instance, one of the datasets we will study is the MNIST data. Each node in the MNIST graph represents an image of a handwritten digit, and edges connect two images based on a nearest neighbor relationships. The idea is that images that show similar digits should share many edges. Hence, knowing a few vertex labels would allow one to infer the hidden labels. Note that this is a related, but distinct, problem to the target set identification problem (Section 9.2). The major difference is that we need to handle multiple values of a label and produce a value of the label for all vertices.

ASIDE 8. *If edges from the graph do not represent a high likelihood of a shared attribute, then there are scenarios where the graph data itself can be transformed such that this becomes the case (Peel, 2017).*

An early paper on this topic suggested that MinCut and flow-based approaches should be useful (Blum and Chawla, 2001). In our experiments, we compare flow-based algorithms LFI and FI with seeded PageRank, and we find that the flow-based algorithms are more sensitive to an increase in the size of the set of known labels. In the forthcoming experiments, this manifests as an increase in the recall while keeping the precision fixed. For these experiments, MQI is not a useful strategy, as the purpose is to *grow and generalize* from a fixed and known set of labels to the rest of the graph.

There are three datasets we use to evaluate the algorithm for semi-supervised learning: a synthetic stochastic block model, the MNIST digits data, and a citation network.

- **SBM.** SBM is a synthetic stochastic block model network. It consists of 6000 nodes in three classes, where each class has 2000 nodes. The probability of having a link between nodes in the same class is 0.005 while the probability of having a link between nodes in different classes is 0.0005. The one we use in the experiment has 36102 links. By construction, the edges preferentially indicate class similarity.
- **MNIST.** MNIST is a k -NN (nearest neighbor) network (Lecun et al., 1998). The raw data consists of 60000 images. Each image represents a handwritten sample of one arabic digit. Thus, there are 10 total classes. In the graph, each image is represented by a single vertex and then connected to its 10 nearest neighbors based on Euclidean distance. We assume that edges indicate class similarity.
- **PubMed.** PubMed is a citation network (Namata et al., 2012). It consists of 19717 scientific publications about diabetes with 44338 citations links. Each article is labeled with one of three types. By assumption, articles about one type of diabetes cite others about the same type more often.

The experiment goes as follows: for each class, we randomly select a small subset of nodes, and we fix the labels of these nodes as known. We then run a spectral method or flow method where this set of nodes is the reference. We vary the number of labeled nodes included from 0.5% to 15% of the class size. For each fixed number of labeled nodes, we repeat this 30 times to get a distribution of precision, recall, and $F1$ scores (where $F1$ is the harmonic mean of precision and recall), and we represent an aggregate view of this. For the flow methods, the output is a binary vector with 1 suggesting the node belongs to the class of reference nodes. Thus, it's possible that some nodes are classified into multiple classes, while some other nodes remain unclassified. We consider the first case as false positives and the second case as false negatives when computing precision and recall. For the spectral method, we use the real-valued solution vector to uniquely assign a node to a class.

The results are in Figure 16 and show that the flow-based methods have uniformly high precision. As the set of known labels increases, the recall increases, yielding a higher overall $F1$ score. Furthermore, the regularization in LFI-0.1 causes the set sizes to be smaller than FI, which manifests as a decrease in recall compared with FI.

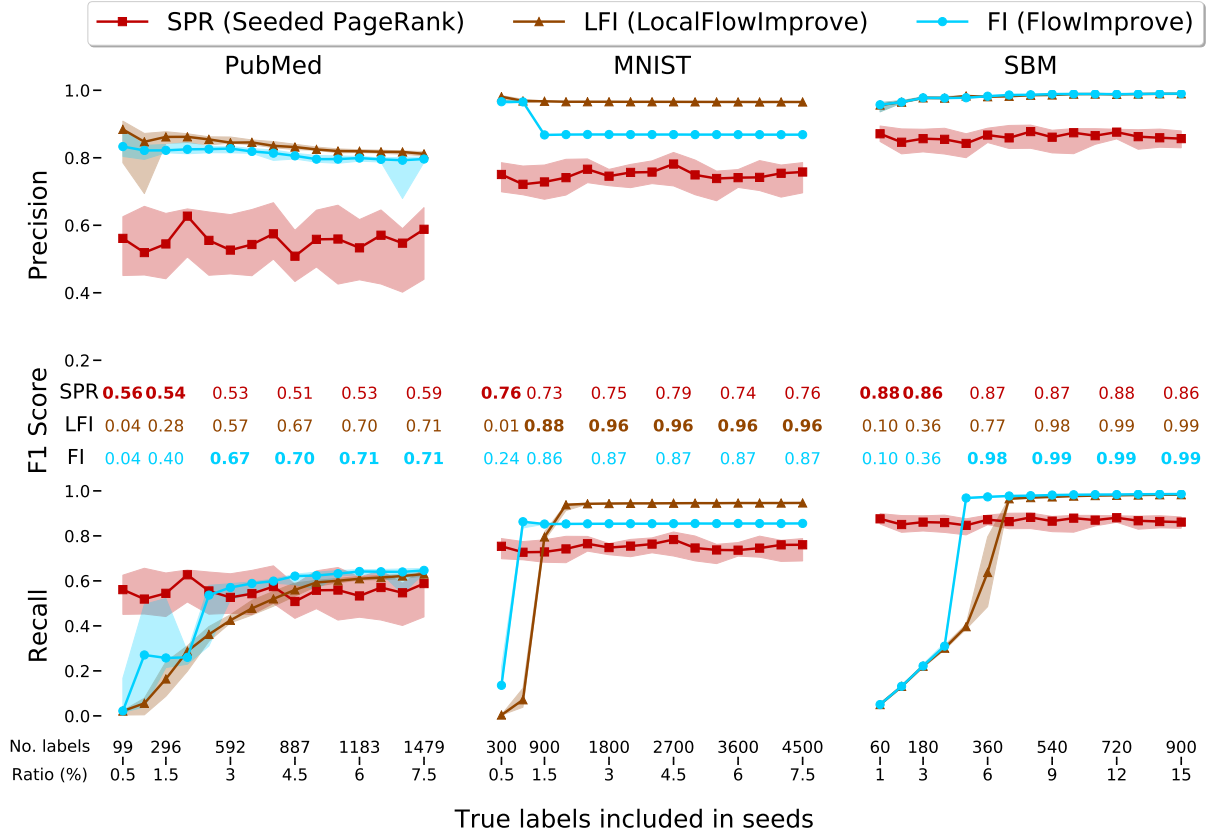


Figure 16 – The results of the semi-supervised learning experiments show that the flow-based methods LFI-0.1 and FI are more sensitive to the number of known true labels included in the reference seed sets compared with seeded PageRank.

9.4 Improving thousands of clusters on large scale data

In practice, it is often the case that one might want to explore thousands of clusters in a single large graph. For example, this is a common task in many computational topology pipelines (Lum et al., 2013). Another example that requires thousands of clusters is computing the network community profile (Leskovec et al., 2009, 2008; Leskovec, Lang, and Mahoney, 2010), which shows a conductance-vs-size result for a large number of sets, as a characteristic feature of a network. In this section, we will explore the runtime of the flow-based solvers on two small and two large social networks, where nodes are individuals and edges represent declared friendship relationships.

- **sfd**, has 232 nodes and 15570 edges in this graph (Brown et al., 2006).
- **ppi**, has 1096 nodes and 13221 edges (Pagel et al., 2004).
- **orkut**, has 3,072,441 nodes and 117,185,083 edges (Mislove et al., 2007). This data set can be accessed via Leskovec and Krevl (2014).
- **livej**, has 4,847,571 nodes and 68,993,773 edges (Mislove et al., 2007). This data set can be accessed via Leskovec and Krevl (2014).

The goal will be to enable studies such as those discussed above using instead the flow-based algorithms as a subroutine on these graphs. To generate seed sets to refine, we use seeded PageRank. Each input set is the result of a seeded PageRank algorithm on a random node with a variety of settings to generate sets between a few nodes and up to around 10,000 nodes. For each resulting set, we then run the MQI, LFI-0.9, LFI-0.6, and LFI-0.3 improvement methods. We use our code (Fountoulakis et al., 2019b), which has a Python interface and methods that are implemented using C++, for all of these experiments and runtimes. Our environment has a dual CPU Intel E5-2670 (8 cores) CPU with 128 GB RAM. We parallelize over individual runs of the seeded PageRank and flow methods using the Python Multiprocessing module using a common shared graph structure. Note that each individual run is independent.

In this way, we are able to explore tens of thousands of clusters in around 30-40 minutes, as we demonstrate in [Table 4](#). There, we present running times for producing the seeded PageRank sets and then refining it with the flow-based methods. Note that the fastest method is MQI. It is even faster than the seeded PageRank method that generates the input sets. This is because MQI only explores the input subcluster, while LocalFlowImprove reaches outside of the input seed set of nodes. Also, note the dependence of the runtime for LFI on the parameter δ . The larger the parameter δ for LFI, the smaller the part of the graph that it explores outside of the input set of nodes. This property is also captured in [Table 4](#) by the running time of LFI.

Table 4 – *Running times in seconds for generating and improving clusters on small scale biology networks and large-scale social networks. The input cluster to the flow-based improvement methods is the output of seeded PageRank. It takes around 20 minutes to generate the input clusters for large scale social networks. Running the flow-based improvement algorithms takes around the same amount of time, except for LFI-0.3 on LiveJournal, which takes roughly 30 minutes. The time measurements reflect the pleasingly parallel computation of results for all clusters on a 16-core machine.*

graph	nodes	edges	clusters found	Time (s)				
				seeded PR	MQI	LFI-0.3	LFI-0.6	LFI-0.9
sfd	232	16k	342	18	0.5	1.7	1.6	1.5
ppi	1096	13k	1199	46	1	2.6	2.5	2.3
orkut	3M	117M	13799	1130	171	838	701	628
livej	4.8M	69M	31622	1057	105	1940	1326	1094

9.5 Using flow-based methods for local coordinates

A common use case for global (but also local ([Lawlor, Budavári, and Mahoney, 2016b,a](#))) spectral methods on graphs and networks is using eigenvector information in order to define coordinates for the vertices of a graph. This is often called a spectral embedding or eigenvector embedding. An example of a spectral embedding for the US highway network is shown in [Figure 17](#). One of the problems with such global embeddings is that they often squash interesting and relevant regions of the network into filamentary structures. A related problem is that they smooth out interesting features, making them difficult to use. For instance, notice that both the extreme pieces of this embedding compress massive and interesting population centers of the US on the east and west coast.

ASIDE 9. A bigger issue with spectral embeddings is that they often produce useless results for many large networks; see [Lang \(2005\)](#). Here, we use networks where these techniques yield interesting results.

Semi-supervised eigenvectors are one way to address this aspect of global spectral embeddings ([Hansen and Mahoney, 2014](#); [Lawlor, Budavári, and Mahoney, 2016b,a](#)). These seek orthogonal vectors that minimize a constrained Rayleigh quotient. One challenge in using related ideas to study *flow-based* computation is that the solution of flow-problem is fundamentally discrete and binary. That is, a spectral solution produces a real-valued vector whose entries, e.g., for seeded PageRank, can be interpreted as probabilities. We can thus meaningfully discuss and interpret sub-optimal, orthogonal solutions. Flow computations only gives 0 or 1 values, where orthogonality implies disjoint sets.

In this section, we investigate how flow-based methods can be used to compute real-valued coordinates that can show different types of structure within data compared with spectral methods. In the interest of space, we are going to be entirely procedural with our description, justification is provided in [Appendix A](#).

Given a reference set R , we randomly choose N subsets (we use 500-2500 subsets) of R with exactly k entries; for each subset we add all nodes within distance d and call the resulting sets called R_1, \dots, R_N . These serve as inputs to the flow algorithms. For each subset, we compute



Figure 17 – A spectral embedding of the US Highway Network corresponding to the first and second non-trivial eigenvectors of the Laplacian matrix. The embedded locations of major cities are labeled as well. Node color is determined by the true longitude of a vertex, which shows that the first eigenvector of the Laplacian correlates with an east-west split of the network. This global embedding, however, compresses major regions of the northeastern US (Washington, New York, Boston) as well as the Western US (Los Angeles, San Diego, Phoenix).

Algorithm 9.1 The local flow-based algorithm to generate flow-based coordinates.

Input: A graph G , a set R and parameters

- N : the number of sets to sample
- k : the size of each subset
- d : the expansion distance
- c : the dimension of the final embedding
- **improve**: a cluster improvement algorithm

Output: An embedding of the graph into c coordinates for each vertex

- 1: Let n be the number of vertices.
 - 2: Allocate X , an n -by- N matrix of zeros.
 - 3: **for** i in 1 to n **do**
 - 4: Let T be a sample of k entries from R at random without replacement
 - 5: Let R_i be the set of T and also all vertices within distance d from T
 - 6: Let S_i be the set that results from **improve**(G, R_i)
 - 7: Set $X[S_i, i] = 1$
 - 8: Compute the rank- c truncated SVD of X and let U be the left singular vectors.
 - 9: **Return** U , each row gives the c coordinates for a vertex
-

the result of a flow-based improvement algorithm, which gives us sets S_i . For each S_i , we form an indicator vector over the vertices, x_i , where the entry is 1 if the vector is in the set and 0 otherwise. We assemble these vectors as columns of a matrix X , and we use the coordinates of the dominant two left singular vectors as flow-based coordinates. This procedure is given as an algorithm in Algorithm 9.1. Note also that this procedure can be performed with spectral algorithms as well, where in that case we use the real-valued seeded PageRank values as the vectors x . (See the appendix for additional details.)

The results of using Algorithm 9.1 (see parameters in Appendix A) to generate local coordinates for a set of vertices on the west coast of the United States Highway Map is shown in Figure 18. The set of vertices shown in Figure 18(a) is in a region where the spectral embedding compresses substantial information. This region is shown on a map in Figure 18(b), and it includes major population centers on the west coast. In Figure 18(c), we show the result of a local spectral embedding that uses seeded PageRank in Algorithm 9.1, along with a few small changes that are discussed in our reproducibility section. (Here, we note that these changes do not change the character of our findings, they simply make the spectral embedding look better.) In the spectral embedding, the region shows two key areas: 1. Seattle, Portland, and San Francisco and 2. Los Angeles, San Diego, and Phoenix. In Figure 18(d), we show the result of the local flow-based embedding that uses LFI-0.1 as the algorithm. This embedding clearly and distinctly

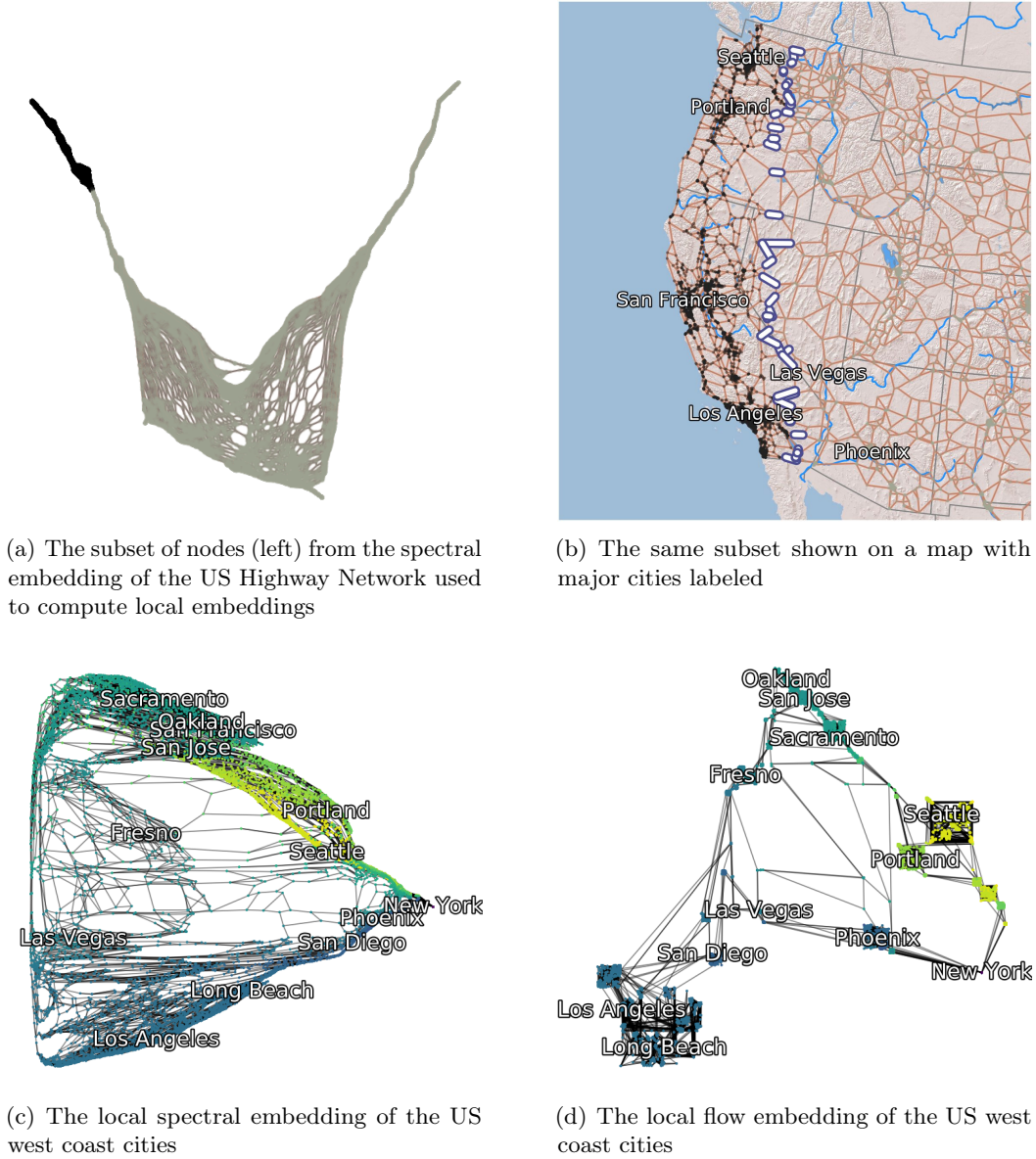


Figure 18 – We select a subset of 7143 nodes that are compressed in the spectral embedding of the US Highway network (shown in red and blue in figures (a) and (b)) that represent the majority of major cities on the west coast. Note that interior cities such as Phoenix and Las Vegas are not included in the set. In (c) and (d) we show the results of running the pipeline from [Algorithm 9.1](#) to generate local spectral and local flow based embeddings into two dimensions. The color of a node is determined by its north-south latitude. Note that both include Phoenix and Las Vegas. Also, note that the position of the “New York” node represents all other nodes in remainder of the graph. The local flow embedding clearly and distinctly delineates clusters corresponding to major population centers whereas the local spectral embedding shows a smooth view with only two major regions: 1. Northern California to Seattle and 2. Southern California to Phoenix and Las Vegas.

highlights major population centers, and it does so in a way that is clearly qualitatively different than spectral methods.

We repeat this analysis on the Main Galaxy Sample (MGS) dataset to highlight the local structure in a particularly dense region of the spectral embedding that was used for [Figure 12](#). The seed region we use is shown in [Figure 19\(a\)](#) and has 201,252 vertices, which represents almost half the total graph. We use [Algorithm 9.1](#) (see parameters in the [Appendix A](#)) again to get local spectral ([Figure 19\(b\)](#)) and local flow embeddings ([Figure 19\(c\)](#)). Again, we find the the local flow embedding shows considerable substructure that is useful for future analysis.

As a simple validation that this substructure is real, we use the 2d embedding coordinates as input to a k -means clustering procedure on both the local spectral and local flow coordinates.




Figure 19 – Local spectral and local flow embeddings of the large, 201,252 vertex, seed region – shown in green in (a) – that is compressed in the global spectral embedding from Figure 12. In (b), the local spectral shows the nodes colored with the same color as in Figure 12. Nodes that were not touched by the local embedding are shown with the big node on the right hand side. In (c), the local flow embedding with the same color scheme and same big node on the right hand side. Note that the spectral embedding does not show any clear sub-structure besides a top-bottom split. In contrast, the flow embedding shows a number of pockets of structure indicative of small conductance subsets.

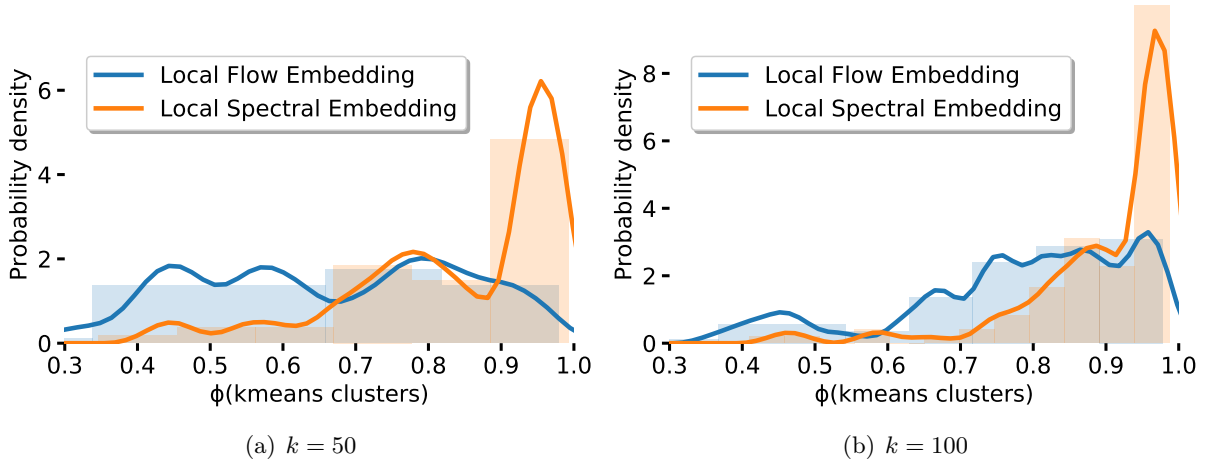


Figure 20 – A histogram of cluster conductance scores that come from using k -means on the two-dimensional local spectral and local flow embeddings from Figure 19. These show that the flow embedding produces clusters with smaller conductance, and they support the intuition from Figure 19 that the additional structure suggested by the flow embedding reflects meaningful sub-structure within the data.

For each cluster that results from this procedure, we compute its conductance. Histograms of conductance values are shown in Figure 20 for $k = 50$ and $k = 100$. Both of these histograms show consistently smaller conductance values for the flow-based embedding.

10 Discussion and Conclusion

Our goal with this survey is to highlight the advantages and wide utility of flow-based algorithms for improving clusters. The literature on these methods is much smaller compared with other graph computation methodologies, despite attractive theoretical benefits. For example, global spectral methods based on random walks or eigenvectors are ubiquitous in computer science, machine learning, and statistics. Here, we illustrated similar possibilities for flow based methods. We have also shown that these local flow based improvement algorithms can scale to very large graphs, often returning outputs without even touching most of the graph, and that many popular machine learning and data analysis uses of flow based methods can be applied to them. This is the motivation behind our software package where these algorithms have been implemented (Foun-

toulakis et al., 2019b). An alternative implementation is available in Julia (Veldt, 2019). These results and methods open the door for novel analyses of very large graphs.

As an example of these types of novel analyses, note that the fractional ratio δ_k inside MQI, FlowImprove, and LocalFlowImprove (Algorithms 6.1, 7.1 and 8.1) be interpreted as a trade-off between the cut-and-denominator. This enables one to search for a value of δ that would correspond to a given solution. See the ideas in (Veldt, Wirth, and Gleich, 2019) for how to use search methods to choose δ for a specific application of clustering.

In our explanation of the theory behind the methods, we often encountered decisions where we could have made more general, albeit more complex, statements. Our guiding principle was to make it easy to appreciate the opportunities for these methods. As an example where there are more general results, note that much of the theory of this survey holds where $\text{vol}(R) \geq \text{vol}(\bar{R})$ for the seed. For instance, the MQI, FI, and LFI procedures are all well defined algorithms in this scenarios although our theory statements list the explicit requirement that $\text{vol}(R) \leq \text{vol}(\bar{R})$. What happens in these scenarios is that some of the details of runtime and other aspects change. In terms of another generalization, the methods could have been stated in terms of a general volume function as noted in Section 3.7. Again, however, this setting becomes more complex to state for non-integer volume functions and a number of other subtle issues. In these cases, we sought for the explanations that would make the underlying issues clear and focused on conductance in order to do that.

There are a number of interesting directions that are worth further exploring. First, in the theory from this survey, the binary search or bisection-based search methods have superior worst-case time. However, in practice, these methods are rarely used. For instance our own implementations always use the Dinkelbach greedy framework. This is because this strategy commonly terminates in just a few iterations. This was noted in both the MQI and FlowImprove papers (Lang and Rao, 2004; Andersen and Lang, 2008), yet there is still no theoretically satisfying explanation. To provide some data, for the LocalFlowImprove experiments in Figure 13, we never needed to evaluate more than 10 values of the fractional ratio to find the optimal solution in Dinkelbach’s algorithm. As evidence that this effect is real, note that Lemma 3.5 actually shows that $\text{cut}(R)$ is a bound on the number of iterations for Dinkelbach’s algorithm. But for weighted graphs, this becomes $\text{cut}(R)/\mu$, where μ is the minimum spacing between elements (think of the floating point machine value ϵ). A specific case where this type of insight would be helpful is in terms of weighted graphs with non-negative weights. Dinkelbach’s algorithm does not appear to be much slower on such problems, yet the worst-case theory bound is extremely bad and depends on the minimum spacing between elements.

Another direction is a set of algorithms that span the divide between the fractional program and the MinCut problem. For instance, it not necessary to completely solve the flow problem to optimality (until the last step) as all that is needed is a result that there is a better solution available. This offers a wide space to deploy recent advances in Laplacian-based solvers to handle the problem – especially because the electrical flow-based solution largely correspond to PageRank problems. It seems optimistic, but reasonable, to expect good solutions in time that is more like a random walk or spectral algorithm.

Finally, another direction for future research is to study these algorithms in hypergraphs (Veldt, Benson, and Kleinberg, 2020) and other types of higher-order structures. This was a part of early work on graph-cuts in images that showed that problems where hyperedges had at most three nodes could be solved exactly (Kolmogorov and Zabih, 2004). More recently, hypergraphs have been used to identify refined structure in networks based on motifs (Li and Milenkovic, 2017).

In closing, our hope is that this survey (and the associated LocalGraphClustering package (Fountoulakis et al., 2019b)) helps to make these powerful and useful methods—both basic flow-based analysis of smaller graphs, but especially local flow-based analysis of very large data graphs—more common in the future.

Part IV. Replicability Appendices and References

A Replicability Details for Figures and Tables

In the interest of reproducibility and replicability, we provide additional details on the methods underlying the figures. To replicate these experiments, see our publicly-available code (Fountoulakis et al., 2019a). All of the seeded PageRank examples in this survey use an ℓ_1 -regularized PageRank method (Fountoulakis et al., 2017). We use ρ to denote the regularization parameter in ℓ_1 -regularized PageRank, α to denote the teleportation parameter in ℓ_1 -regularized PageRank and δ to denote the parameter of LocalFlowImprove.

The implementations we have use Dinkelbach’s method, Algorithm 3.1, for the fractional programming problem and Dinic’s algorithm for exact solutions of the weighted MaxFlow problems at each step. Put another way, for MQI, we use Algorithm 6.1 and Dinic’s algorithm to solve the MaxFlow problems. For FlowImprove and LocalFlowImprove, we use the Dinkelbach variation on Algorithm 8.1 with Dinic’s algorithm used to compute blocking flows in Algorithm 8.3. We use the same implementation for LocalFlowImprove and FlowImprove and simply set $\delta = 0$ for FlowImprove. Using Dinkelbach’s method and Dinic’s MaxFlow has a worse runtime in theory, but better performance in practice. The implementations always return the smallest connected set that achieves the minimum of the objective functions. They also always return a set with less than half the total volume of the graph.

Figure 1 We use the implementation of the Louvain algorithm in (Aynaud, 2018). We use our own code to generate the SBM. The code for this experiment is in the notebook `sbm_demo.ipynb` in the subdirectory `ss1` available in (Fountoulakis et al., 2019a).

Figure 2 This is geometric stochastic block model. A short description of the data-generation procedure follows. Generate g groups of n points that all have spatial variation σ with random coordinates. Add p additional points with spatial variation ρ . These determine the coordinates. Now, add edges to k nearest neighbors and also within radius ϵ . For this experiment, we set $g = 25$, $n = 100$, $\sigma = 0.05$, $p = 2000$, $\rho = 5$, $k = 5$ and $\epsilon = 0.06$. The code is in the Jupyter notebook `Geograph-Intro.ipynb` (Fountoulakis et al., 2019a).

Figure 3 The image can be downloaded from van der Walt et al. (2014). The image is turned into a graph using the procedure described in Appendix B. In particular, we set $r = 80$, $\sigma_p^2 = \mathcal{O}(10^2)$ and $\sigma_c^2 = l/10$, where l is the maximum between the row and column length of the image. The code for this experiment is in the Jupyter notebook `astronaut.ipynb` in the subdirectory `usroads` available in (Fountoulakis et al., 2019a).

Figure 11 All details are given in the main text of the survey. The code is in the Jupyter notebook `usroads-figures.ipynb` in the subdirectory `usroads` available in (Fountoulakis et al., 2019a).

Table 3 This table provides additional details for the results of Figure 11. The code for this experiment is in the Jupyter notebook `usroads-figures.ipynb` in the subdirectory `usroads` available in (Fountoulakis et al., 2019a).

Figure 12 This dataset has been obtained from Lawlor, Budavári, and Mahoney (2016a). It is a $k = 32$ -nearest neighbor graph constructed on the Main Galaxy Sample (MGS) in SDSS Data Release 7. Each galaxy is captured in a 3841-band spectral profile. Each spectra is normalized based on the median signal over 520 bands selected in Lawlor, Budavári, and Mahoney (2016a). Since the results are sensitive to this set and it is not available elsewhere, the indices of the bands were

856, 857, 858, 859, 860, 861, 862, 863, 864, 865, 866, 867, 868, 869, 870, 871, 872, 873, 874, 875, 876, 877, 878, 879, 880, 881, 882, 883, 884, 885, 886, 887, 888, 889, 890, 891, 892, 893, 894, 895, 896, 897, 898, 899, 900, 901, 902, 903, 904, 905, 906, 907, 908, 909, 910, 911, 912, 913, 914, 915, 916, 917, 918, 919, 920, 921, 922, 923, 924, 925, 926, 927, 928, 929, 930, 931, 932, 933, 934, 935, 936, 937, 938, 939, 940, 941, 942, 943, 944, 945, 946, 947, 948, 949, 950, 951, 952, 953, 954, 955, 956, 957, 1251, 1252, 1253, 1254, 1255, 1256, 1257, 1258, 1259, 1260, 1261, 1262, 1263, 1264, 1265, 1266, 1267, 1268, 1269, 1270, 1271, 1272, 1273, 1274, 1275, 1276, 1277, 1278, 1279, 1280, 1281, 1282, 1283, 1284, 1285, 1286, 1287, 1288, 1289, 1290, 1291, 1292, 1293, 1294, 1295, 1296, 1297, 1298, 1299, 1300, 1301, 1302, 1303, 1304, 1305, 1306, 1307, 1308, 1309, 1310, 1311, 1312, 1313, 1314, 1315, 1316, 1317, 1318, 1319, 1320, 1321, 1322, 1323, 1324, 1325, 1326, 1327, 1328, 1329, 1330, 1331, 1332, 1333, 1334, 1335, 1336, 1337, 1338, 1339, 1340, 1341, 1342, 1343, 1344, 1345, 1346, 1347, 1348, 1349, 1350, 1351, 1352, 1353, 1354, 1355, 1356, 1357, 1358, 1359, 1360, 1361, 1362, 1363, 1364, 1365, 1366, 1367, 1368, 1369, 1370, 1371, 1372, 1373, 1374, 1375, 1376, 1377, 1378, 1379, 1380, 1381, 1382, 1383, 1384, 1385, 1386, 1387, 1388, 1389, 1390, 1391, 1392, 1393, 1394, 1395, 1396, 1397, 1398,

1399, 1400, 1401, 1402, 1403, 1404, 1405, 1406, 1407, 1408, 1409, 1410, 1411, 1412, 1413, 1414, 1415, 1416, 1417, 1418, 1419, 1420, 1421, 1422, 1423, 1424, 1425, 1426, 1427, 1428, 1429, 1430, 1431, 1432, 1433, 1434, 1435, 1948, 1949, 1950, 1951, 1952, 1953, 1954, 1955, 1956, 1957, 1958, 1959, 1960, 1961, 1962, 1963, 1964, 1965, 1966, 1967, 1968, 1969, 1970, 1971, 1972, 1973, 1974, 1975, 1976, 1977, 1978, 1979, 1980, 1981, 1982, 1983, 1984, 1985, 1986, 1987, 1988, 1989, 1990, 1991, 1992, 1993, 1994, 1995, 1996, 1997, 1998, 1999, 2000, 2001, 2002, 2003, 2004, 2005, 2006, 2007, 2008, 2009, 2010, 2011, 2012, 2013, 2014, 2015, 2016, 2017, 2018, 2019, 2020, 2021, 2022, 2023, 2024, 2025, 2026, 2027, 2106, 2107, 2108, 2109, 2110, 2111, 2112, 2113, 2114, 2115, 2116, 2117, 2118, 2119, 2120, 2121, 2122, 2123, 2124, 2125, 2126, 2127, 2128, 2129, 2130, 2131, 2132, 2133, 2134, 2135, 2136, 2137, 2138, 2139, 2140, 2141, 2142, 2143, 2144, 2145, 2146, 2147, 2148, 2149, 2150, 2151, 2152, 2153, 2154, 2155, 2156, 2157, 2158, 2159, 2160, 2161, 2162, 2163, 2164, 2165, 2166, 2167, 2168, 2169, 2170, 2171, 2172, 2173, 2174, 2175, 2176, 2177, 2178, 2179, 2180, 2181, 2182, 2183, 2184, 2185, 2186, 2187, 2188, 2189, 2190, 2191, 2192, 2193, 2194, 2195, 2196, 2197, 2198, 2199, 2200, 2201, 2202, 2203, 2204, 2205, 2206, 2207, 2208, 2209, 2210, 2211, 2212, 2213, 2214, 2215, 2216, 2217, 2218, 2219, 2220, 2221, 2222, 2223, 2224, 2225, 2226, 2227, 2228, 2229, 2230, 2231, 2232, 2233, 2234, 2235, 2236, 2237, 2238, 2239, 2240, 2241, 2242, 2243, 2244, 2245, 2246, 2247, 2248, 2249, 2250, 2251, 2252, 2253, 2254, 2255, 2256, 2257, 2258

We create a vertex for each galaxy and connect vertices if either is within the 16 closest vertices to the other based on a Euclidean after this median normalization. The graph is then weighted proportional to this distance based and the distance to the 8th nearest neighbor based on a k -nearest neighbor tuning procedure in manifold learning. (The results for spectral embeddings are somewhat sensitive to this procedure.) Formally, let ρ_i be the distance to the 8th nearest neighbor (or ∞ if all of these distances are 0). We add a weighted undirected edge based on node i to node j with distance $d_{i,j}$ as $W_{i,j} = \exp(-(d_{i,j}/\rho_i))$. If i and j are both nearest neighbors, then we increment the weights, so the construction is symmetric. Each node also has a self-loop with weight 1. The adjacency matrix of the graph has 32,229,812 non-zeros, which is 15,856,315 edges and 517,182 self-loops. The code for this experiment is in the Jupyter notebook `hexbingraphplots_global.jl` in the subdirectory `flow_embedding/hexbin_plots` available in (Fountoulakis et al., 2019a). The full code to process the graph is available upon request.

Figure 13 For this experiment we used seeded PageRank to find the seed set for the flow algorithm MQI and LFI. We set the teleportation parameter of the seeded PageRank algorithm to 0.01. The code for this experiment is in the Jupyter notebook `plot_cluster_improvement.ipynb` in the subdirectory `cluster_improvement` available in (Fountoulakis et al., 2019a).

Figure 14 In our experiments constructing the graph from the image, we follow Appendix B and we set $r = 80$, $\sigma_p^2 = \mathcal{O}(10^2)$ and $\sigma_c^2 = l/10$, where l is the maximum between the row and column length of the image. The code for this experiment is in the Jupyter notebook `image_segmentation.ipynb` in the subdirectory `image_segmentation` available in (Fountoulakis et al., 2019a).

Figure 15 The input of MQI is generated by seeded PageRank. The input for LFI is generated by seeded PageRank with randomly removed nodes. The code for this experiment is in the Jupyter notebook `image_segmentation.ipynb` in the subdirectory `social` available in (Fountoulakis et al., 2019a). Specific details about tuning can also be found in the code.

Figure 16 For every class we randomly select a small percentage of labeled nodes, the exact percentages are given in the main text. The nodes that are selected from each class are considered a single seed set. For each seed set and for each class we use seeded PageRank with teleportation parameter equal to 0.01. This procedure provides one PageRank vector per class. For each unlabeled node in the graph we look at the corresponding coordinates in the PageRank vectors and we give to each unlabeled node the label that corresponds to the largest value in the PageRank vectors. For flow methods, for every labelled node that is used, we run one step of breadth-first-search to expand the single seed node to a seed set. The expanded seed set is used as input to the flow methods. We find a cluster and each node in the cluster is considered to have the same label as the seed node. Based on this technique, it is possible that one node can be allocated in more than one classes, we consider such node as false positives. The code for this experiment is in the Jupyter notebook `semisupervised_learning.ipynb` in the subdirectory `ssl` available in (Fountoulakis et al., 2019a). The MNIST graph was weighted for this experiment. The distance between two images is computed by a radial basis function with width to be 2. To robustify the process of rounding diffusion vector to class labels, we use a strategy from Gleich and Mahoney (2015), which involves rounding to classes based on the node with the smallest rank in the ranked-list of each diffusion vector.

Table 4 The code for this experiment is in the Jupyter notebooks in the subdirectory `large_scale` available in (Fountoulakis et al., 2019a).

Figure 17 We use the eigenvector of the Laplacian matrix $D - A$ associated with the smallest non-zero eigenvalues to compute the vectors v_1 and v_2 . The coordinates of the plot are generated by assigning x and y based on the rank of a node in v_1 and v_2 in a sorted order. This has the effect of stretching out the eigenvector layout, which often compresses many nodes at similar point. The color of the nodes is proportional to the east-west latitude. The code for this experiment is in the notebook `usroads-embed.ipynb` in the subdirectory `large_scale` in (Fountoulakis et al., 2019a).

Figure 18 We use Algorithm 9.1 with $N = 500$ sets, $k = 1$, $d = 20$, $c = 2$, along with LFI-0.1 as the improve algorithm. For the local spectral embedding, we use the same seeding parameters with seeded PageRank with $\rho = 1e-6$. When we create the matrix X for seeded PageRank, we take the base-10 logarithm of the result value (which is always between 0 and 1). For vertices with 0 values, we assign them -10 , which is lower than any other value. We found that this gave a more useful embedding and helped the spectral show more structure. The node labeled “New York” was manually placed in both because the embedding does not suggest a natural place for this. Here, we also used the rank of the node in a sorted order, which helps to spread out nodes that are all placed in exactly the same location. The code for this experiment is in the Jupyter notebook `usroads-embed.ipynb` in the subdirectory `usroads` available in (Fountoulakis et al., 2019a).

Figure 19 We use Algorithm 9.1 with $N = 500$ sets, $k = 1$, $d = 3$, $c = 2$, along with LFI-0.1 as the improve algorithm. We used the same local spectral methodology as in Figure 18. The large red node represents the remainder of the graph and all “unembedded nodes,” which is manually placed to highlight edges to the rest of the graph. Here, we also used the rank of the node in a sorted order, which helps to spread out nodes that are all placed in exactly the same location. The code for this experiment is in the Python script `flow_embedding.py` in the subdirectory `flow_embedding` available in (Fountoulakis et al., 2019a) and Jupyter notebooks in the subdirectory `flow_embedding/hexbin_plots` available in (Fountoulakis et al., 2019a). The Python script needs to be run first to generate data and then the notebook can be used to generate the figures.

Figure 20 The code is in the Jupyter notebooks `social.ipynb` in the subdirectory `flow_embedding/cond_hists` available in (Fountoulakis et al., 2019a). They both need the embedding results from Figure 19 to generate the figures.

The rationale for the the local flow embedding procedure We now briefly justify the motivation for the structure of the local flow embedding algorithm. The key idea is that spectral algorithms are based on linear operations: if we have any way of sampling the reference set R with a normalized set indicator T such that $E[T] = \frac{1}{|R|}\mathbf{1}_R$, then if f is a linear function – such as an exact seeded PageRank computation – we have $E[f(T)] = f(\frac{1}{|R|}\mathbf{1}_R)$. This expectation corresponds to the seeded PageRank result on the entire set. To include another dimension, we would seek to find an orthogonal direction to $E[f(T)]$, such as is done with constrained eigenvector computations. It is this linear function perspective that inspired our flow-embedding algorithm: collect samples of $f(T_i)$ into a matrix and then use the SVD on the samples of T to approximate $E[f(T)]$ and the orthogonal component (given by the second singular vector). While some of these arguments can be formalized and made rigorous for a linear function, that is an orthogonal discussion (pun intended). Here, we simply use the observation that this perspective enables us to substitute use a nonlinear procedure f without any issue. This gave rise to the Algorithm 9.1, which differs only in that we grow the sets $T \rightarrow R_i$ by including all vertices within graph distance d .

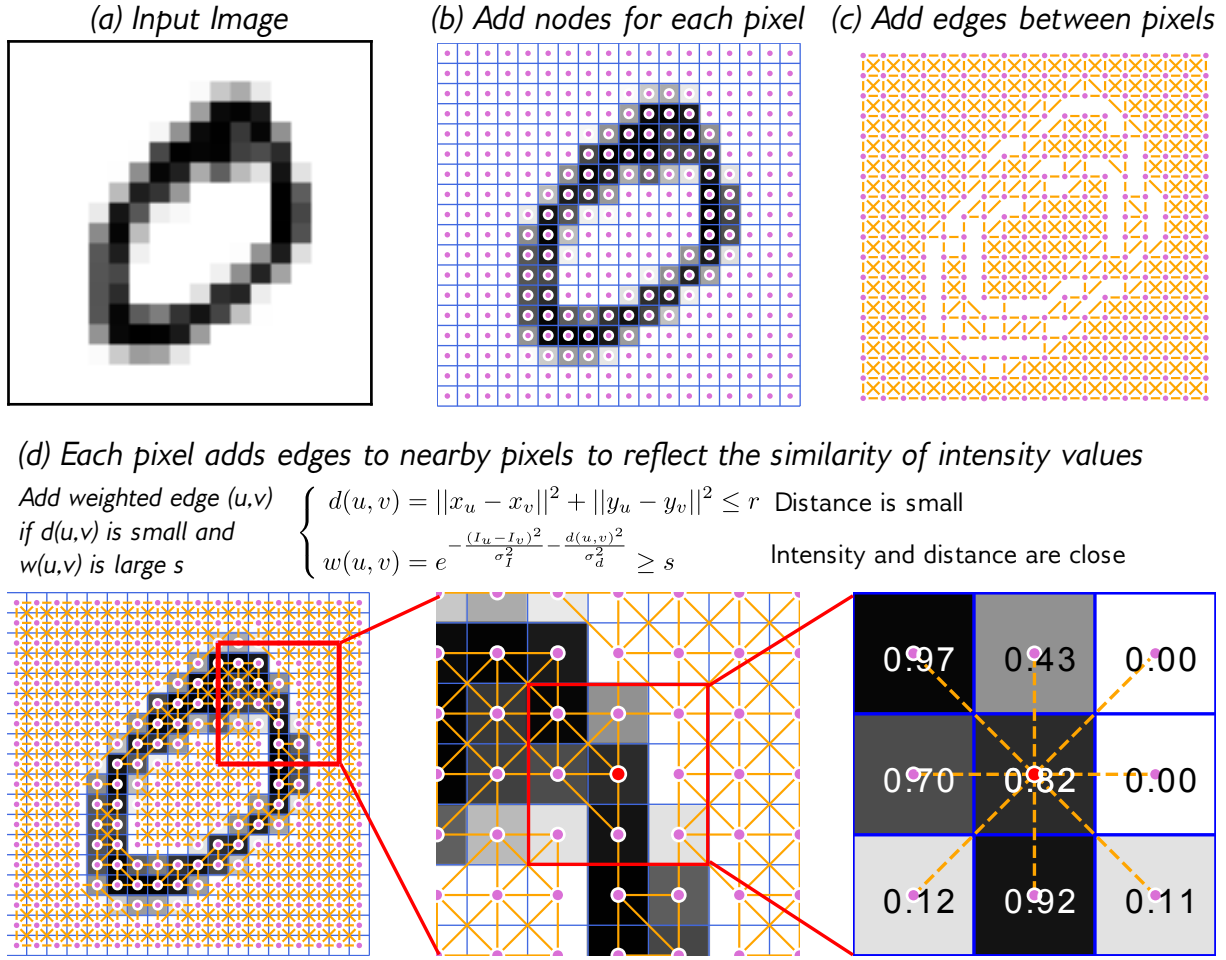


Figure 21 – We turn an image into a graph by adding a node for every pixel (b). Then we connect the nodes if the associated pixels are close by (distance less than r) as well as have similar pixel values). We weight the edge by the degree of similarity. The resulting graph has small conductance sets when there are regions with similarly colored pixels.

B Converting Images to Graphs

For illustration purposes, we use images to generate graphs in various examples throughout the survey. The purpose of this construction is that visually distinct segments of the picture should have small conductance. Given an image we create a weighted nearest neighbor graph using a Gaussian kernel as described in [Shi and Malik \(2000\)](#). We create a node for each pixel. Then we connect pixels with weighted edges. In particular, let w_{ij} denote the the weight of the edge between pixels i and j , let $p_i \in \mathbb{R}^2$ be the position of pixel i , $c_i \in \mathbb{R}^3$ is the color representation of pixel i , σ_p^2 is the variance for the position, σ_c^2 is the variance for the color. Then, we define the edge weights as

$$w_{ij} := \begin{cases} e^{-\frac{\|p_i - p_j\|_2^2}{\sigma_p^2} - \frac{\|c_i - c_j\|_2^2}{\sigma_c^2}} & \text{if } \|p_i - p_j\|^2 \leq r \\ 0 & \text{otherwise} \end{cases}$$

Note that there is a region r that restricts the feasible edges, illustrated in [Figure 21](#).

Acknowledgements

We would like to thank many individuals for discussions about these ideas over the years. We would also like to especially thank Nate Veldt for a careful reading of an initial draft, Charles Colley for reviewing a later draft, both Di Wang and Satish Rao for discussions on geometric aspects of flow algorithms, and finally Kent Quanrud for many helpful pointers.

References

- E. ABBE. *Community detection and stochastic block models: Recent developments*. Journal of Machine Learning Research, 18 (177), pp. 1–86, 2018. Cited on page 3.
- M. ACKERMAN and S. BEN-DAVID. *Measures of clustering quality: A working set of axioms for clustering*. In *Advances in Neural Information Processing Systems 21*, pp. 121–128. Curran Associates, Inc., 2008. Cited on page 3.
- R. ANDERSEN, F. CHUNG, and K. LANG. *Local graph partitioning using pagerank vectors*. FOCS '06 Proceedings of the 47th Annual IEEE Symposium on Foundations of Computer Science, pp. 475–486, 2006. Cited on pages 5, 24, and 25.
- R. ANDERSEN, S. O. GHARAN, Y. PERES, and L. TREVISAN. *Almost optimal local graph clustering using evolving sets*. Journal of the ACM, 63 (2), 2016. Cited on page 24.
- R. ANDERSEN and K. J. LANG. *Communities from seed sets*. In *Proceedings of the 15th international conference on the World Wide Web*, pp. 223–232. 2006. Cited on page 24.
- . *An algorithm for improving graph partitions*. In *Proceedings of the nineteenth annual ACM-SIAM symposium on Discrete algorithms*, pp. 651–660. 2008. Cited on pages 4, 7, 21, 22, 35, 36, and 61.
- S. ARORA, S. RAO, and U. VAZIRANI. *Expander flows, geometric embeddings and graph partitioning*. Journal of the ACM, 56 (2:5), 2009. Cited on page 25.
- H. AVRON and L. HOESH. *Community detection using time-dependent personalized pagerank*. In *Proceedings of the 32nd International Conference on International Conference on Machine Learning*, pp. 1795–1803. 2015. Cited on page 24.
- P. AWASTHI, A. S. BANDEIRA, M. CHARIKAR, R. KRISHNASWAMY, S. VILLAR, and R. WARD. *Relax, no need to round: Integrality of clustering formulations*. In *Proceedings of the 2015 Conference on Innovations in Theoretical Computer Science*, pp. 191–200. 2015. Cited on page 3.
- T. AYNAUD. *python-louvain*. <https://github.com/taynaud/python-louvain>, 2018. Cited on page 62.
- M. BELKIN, P. NIYOGI, and V. SINDHWANI. *Manifold regularization: A geometric framework for learning from labeled and unlabeled examples*. Journal of machine learning research, 7 (Nov), pp. 2399–2434, 2006. Cited on page 24.
- S. BEN-DAVID. *Clustering - what both theoreticians and practitioners are doing wrong*. In *Proceedings of the Thirty-Second AAAI Conference on Artificial Intelligence, (AAAI-18)*, pp. 7962–7964. 2018. Cited on page 3.
- A. L. BERTOZZI and A. FLENNER. *Diffuse interface models on graphs for classification of high dimensional data*. SIAM Review, 58 (2), pp. 293–328, 2016. Cited on page 3.
- D. BIENSTOCK, M. CHERTKOV, and S. HARNETT. *Chance-constrained optimal power flow: Risk-aware network control under uncertainty*. SIAM Review, 56 (3), pp. 461–495, 2014. Cited on page 3.
- V. D. BLONDEL, J.-L. GUILLAUME, R. LAMBIOTTE, and E. LEFEBVRE. *Fast unfolding of communities in large networks*. Journal of Statistical Mechanics: Theory and Experiment, 2008 (10), p. P10008, 2008. Cited on page 4.
- A. BLUM and S. CHAWLA. *Learning from labeled and unlabeled data using graph mincuts*. In *Proceedings of the Eighteenth International Conference on Machine Learning*, pp. 19–26. 2001. Cited on pages 26 and 55.
- S. BOYD and L. VANDENBERGHE. *Convex optimization*, Cambridge university press, 2004. Cited on pages 28 and 29.
- Y. BOYKOV and G. FUNKA-LEA. *Graph cuts and efficient n-d image segmentation*. International Journal of Computer Vision, 70 (2), pp. 109–131, 2006. Cited on page 26.
- Y. BOYKOV and V. KOLMOGOROV. *An experimental comparison of min-cut/max-flow algorithms for energy minimization in vision*. IEEE Trans. Pattern Anal. Mach. Intell., 26 (9), pp. 1124–1137, 2004. Cited on page 26.
- Y. BOYKOV and O. VEKSLER. *Graph cuts in vision and graphics: Theories and applications*. In *Handbook of Mathematical Models in Computer Vision*, pp. 79–96. Springer-Verlag, Boston, MA, 2006. Cited on page 26.
- U. BRANDES and T. ERLEBACH, editors. *Network Analysis: Methodological Foundations*, Springer, 2005. Cited on page 3.
- S. D. BROWN, J. A. GERLT, J. L. SEFFERNICK, and P. C. BABBITT. *A gold standard set of mechanistically diverse enzyme superfamilies*. Genome biology, 7 (1), p. R8, 2006. Cited on page 56.
- E. J. CANDÈS, J. ROMBERG, and T. TAO. *Robust uncertainty principles: exact signal reconstruction from highly incomplete frequency information*. IEEE Transactions on Information Theory, 52 (2), pp. 489–509, 2006. Cited on page 43.
- T. F. CHAN, S. ESEDOGLU, and M. NIKOLOVA. *Algorithms for finding global minimizers of image segmentation and denoising models*. SIAM Journal on Applied Mathematics, 66 (5), pp. 1632–1648, 2006. Cited on page 26.
- P. CHRISTIANO, J. A. KELNER, A. MADRY, D. A. SPIELMAN, and S.-H. TENG. *Electrical flows, laplacian systems, and faster approximation of maximum flow in undirected graphs*. In *Proceedings of the Forty-third Annual ACM Symposium on Theory of Computing*, pp. 273–282. 2011. Cited on page 26.
- F. CHUNG. *The heat kernel as the PageRank of a graph*. Proceedings of the National Academy of Sciences, 104 (50), pp. 19735–19740, 2007a. Cited on page 24.
- . *Random walks and local cuts in graphs*. Linear Algebra and its Applications, 423, pp. 22–32, 2007b. Cited on page 52.
- . *A local graph partitioning algorithm using heat kernel pagerank*. Internet Mathematics, 6 (3), pp. 315–330, 2009. Cited on page 24.

- F. CHUNG and O. SIMPSON. *Computing heat kernel pagerank and a local clustering algorithm*. 25th International Workshop, IWOCA 2014, pp. 110–121, 2014. Cited on page 24.
- E. DINITZ. *Algorithm for solution of a problem of maximum flow in a network with power estimation*. Doklady Akademii nauk SSSR, 11, pp. 1277–1280, 1970. Cited on pages 30 and 46.
- W. DINKELBACH. *On nonlinear fractional programming*. Management Science, 13 (7), pp. 492–498, 1967. Cited on pages 17 and 18.
- D. L. DONOHO and Y. TSAIG. *Fast solution of ℓ_1 -norm minimization problems when the solution may be sparse*. IEEE Transactions on Information Theory, 54 (11), pp. 4789–4812, 2008. doi:10.1109/tit.2008.929958. Cited on page 43.
- D. EASLEY and K. JO. *Networks, Crowds, and Markets: Reasoning About a Highly Connected World*, Cambridge University Press, New York, NY, USA, 2010. Cited on page 3.
- D. ECKLES, B. KARRER, and J. UGANDER. *Design and analysis of experiments in networks: Reducing bias from interference*. Journal of Causal Inference, 5 (1), 2017. Cited on page 3.
- B. EFRON, T. HASTIE, I. JOHNSTONE, and R. TIBSHIRANI. *Least angle regression*. Ann. Statist., 32 (2), pp. 407–499, 2004. Cited on page 43.
- B. EHRHARDT and P. J. WOLFE. *Network modularity in the presence of covariates*. SIAM Review, 61 (2), pp. 261–276, 2019. Cited on page 3.
- E. ESTRADA and N. HATANO. *Communicability angle and the spatial efficiency of networks*. SIAM Review, 58 (4), pp. 692–715, 2016. Cited on page 3.
- E. ESTRADA and D. J. HIGHAM. *Network properties revealed through matrix functions*. SIAM Review, 52 (4), pp. 696–714, 2010. Cited on page 3.
- C. FALOUTSOS, K. S. MCCURLEY, and A. TOMKINS. *Fast discovery of connection subgraphs*. In *Proceedings of the Tenth ACM SIGKDD International Conference on Knowledge Discovery and Data Mining*, pp. 118–127. 2004. Cited on pages 4 and 7.
- P. F. FELZENSZWALB and D. P. HUTTENLOCHER. *Efficient graph-based image segmentation*. International Journal of Computer Vision, 59 (2), pp. 167–181, 2004. Cited on page 13.
- P. G. FENNEL and J. P. GLEESON. *Multistate dynamical processes on networks: Analysis through degree-based approximation frameworks*. SIAM Review, 61 (1), pp. 92–118, 2019. Cited on page 3.
- C. M. FIDUCCIA and R. M. MATTHEYSES. *A linear-time heuristic for improving network partitions*. In *Proceedings of the 19th Design Automation Conference*, pp. 175–181. 1982. Cited on page 23.
- G. W. FLAKE, S. LAWRENCE, and C. L. GILES. *Efficient identification of web communities*. In *Proceedings of the Sixth ACM SIGKDD International Conference on Knowledge Discovery and Data Mining*, pp. 150–160. 2000. Cited on page 25.
- B. K. FOSDICK, D. B. LARREMORE, J. NISHIMURA, and J. UGANDER. *Configuring random graph models with fixed degree sequences*. SIAM Review, 60 (2), pp. 315–355, 2018. Cited on page 3.
- K. FOUNTOLAKIS, D. F. GLEICH, and M. W. MAHONEY. *An optimization approach to locally-biased graph algorithms*. Proceedings of the IEEE, 105 (2), pp. 256–272, 2017. Cited on pages 13, 24, and 25.
- K. FOUNTOLAKIS, M. LIU, D. GLEICH, and M. W. MAHONEY. *Code for experiments of the present paper*. <https://github.com/dgleich/flowpaper-code/tree/master/figures>, 2019a. Cited on pages 62, 63, and 64.
- . *Localgraphclustering API*. <https://github.com/kfoynt/LocalGraphClustering>, 2019b. Cited on pages 7, 56, 60, and 61.
- K. FOUNTOLAKIS, F. ROOSTA-KHORASANI, J. SHUN, X. CHENG, and M. W. MAHONEY. *Variational perspective on local graph clustering*. Mathematical Programming B, pp. 1–21, 2017. Cited on pages 5, 24, 25, and 62.
- H. FRENK and S. SCHAIBLE. *Fractional programming*. Fractional Programming, pp. 1080–1091. Springer US, Boston, MA, 2009. Cited on page 16.
- J. H. FRIEDMAN and J. J. MEULMAN. *Clustering objects on subsets of attributes (with discussion)*. Journal of the Royal Statistical Society: Series B (Statistical Methodology), 66 (4), pp. 815–849, 2004. Cited on page 3.
- G. GALLO, M. D. GRIGORIADIS, and R. E. TARJAN. *A fast parametric maximum flow algorithm and applications*. SIAM J. Comput., 18 (1), pp. 30–55, 1989. Cited on pages 7 and 19.
- U. GARGI, W. LU, V. MIRROKNI, and S. YOON. *Large-scale community detection on youtube for topic discovery and exploration*. In *Proceedings of Fifth International AAAI Conference on Weblogs and Social Media*. 2011. Cited on page 24.
- D. F. GLEICH. *Pagerank beyond the web*. SIAM Review, 57 (3), pp. 321–363, 2015. Cited on pages 4, 7, and 40.
- D. F. GLEICH and M. W. MAHONEY. *Anti-differentiating approximation algorithms: A case study with min-cuts, spectral, and flow*. In *Proceedings of the 31st International Conference on Machine Learning*, pp. 1018–1025. 2014. Cited on pages 24 and 40.
- . *Using local spectral methods to robustify graph-based learning algorithms*. In *Proceedings of the 21th ACM SIGKDD International Conference on Knowledge Discovery and Data Mining*, pp. 359–368. 2015. Cited on pages 24, 25, 40, and 63.
- . *Mining large graphs*. In *Handbook of Big Data*, pp. 191–220. CRC Press, 2016. doi:10.1201/b19567-17. Cited on page 13.
- A. V. GOLDBERG. *Finding a maximum density subgraph*. M.S. Thesis CSD-84-171, University of California Berkeley, 1984. Cited on page 25.
- A. V. GOLDBERG and S. RAO. *Beyond the flow decomposition barrier*. J. ACM, 45 (5), p. 783–797, 1998. Cited on pages 30 and 46.

- A. V. GOLDBERG and R. E. TARJAN. *Efficient maximum flow algorithms*. Commun. ACM, 57 (8), pp. 82–89, 2014. Cited on page 26.
- D. M. GREIG, B. T. PORTEOUS, and A. H. SEHEULT. *Exact maximum a posteriori estimation for binary images*. Journal of the Royal Statistical Society: Series B (Methodological), 51 (2), pp. 271–279, 1989. Cited on page 26.
- P. GRINDROD and D. J. HIGHAM. *A matrix iteration for dynamic network summaries*. SIAM Review, 55 (1), pp. 118–128, 2013. Cited on page 3.
- W. HA, K. FOUNTOLAKIS, and M. W. MAHONEY. *Statistical guarantees for local graph clustering*. The 23rd International Conference on Artificial Intelligence and Statistics, 2020. Cited on page 25.
- L. HAGEN and A. B. KAHNG. *New spectral methods for ratio cut partitioning and clustering*. IEEE Transactions on computer-aided design, 11 (9), pp. 1074–1085, 1992. Cited on page 12.
- T. J. HANSEN and M. W. MAHONEY. *Semi-supervised eigenvectors for large-scale locally-biased learning*. J. Mach. Learn. Res., 15 (1), pp. 3691–3734, 2014. Cited on page 57.
- M. HEIN and S. SETZER. *Beyond spectral clustering - tight relaxations of balanced graph cuts*. In *Advances in Neural Information Processing Systems 24*, pp. 2366–2374. Curran Associates, Inc., 2011. Cited on page 23.
- B. HENDRICKSON and R. LELAND. *An improved spectral graph partitioning algorithm for mapping parallel computations*. SIAM Journal on Scientific Computing, 16 (2), pp. 452–469, 1995a. Cited on page 23.
- B. HENDRICKSON and R. W. LELAND. *A multi-level algorithm for partitioning graphs*. SC, 95 (28), pp. 1–14, 1995b. Cited on page 23.
- A. HENZINGER, A. NOE, and C. SCHULZ. *Ilp-based local search for graph partitioning*. arX, cs.DS, p. 1802.07144, 2018. Cited on page 23.
- D. HERNANDO, P. KELLMAN, J. P. HALDAR, and Z.-P. LIANG. *Robust water/fat separation in the presence of large field inhomogeneities using a graph cut algorithm*. Magnetic Resonance in Medicine, 63 (1), pp. 79–90, 2010. Cited on page 26.
- D. S. HOCHBAUM. *Polynomial time algorithms for ratio regions and a variant of normalized cut*. IEEE Transactions on Pattern Analysis and Machine Intelligence, 32 (5), pp. 889–898, 2010. Cited on pages 7, 12, and 21.
- . *A polynomial time algorithm for Rayleigh ratio on discrete variables: Replacing spectral techniques for expander ratio, normalized cut and Cheeger constant*. Operations Research, 61 (1), pp. 184–198, 2013. Cited on pages 4 and 25.
- L. G. S. JEUB, P. BALACHANDRAN, M. A. PORTER, P. J. MUCHA, and M. W. MAHONEY. *Think locally, act locally: Detection of small, medium-sized, and large communities in large networks*. Physical Review E, 91, p. 012821, 2015. Cited on page 24.
- P. JIA, A. MIRTABATABAEI, N. E. FRIEDKIN, and F. BULLO. *Opinion dynamics and the evolution of social power in influence networks*. SIAM Review, 57 (3), pp. 367–397, 2015. Cited on page 3.
- T. JOACHIMS. *Transductive learning via spectral graph partitioning*. In *Proceedings of the 20th International Conference on Machine Learning (ICML-03)*, pp. 290–297. 2003. Cited on page 24.
- G. KARYPIS and V. KUMAR. *A fast and high quality multilevel scheme for partitioning irregular graphs*. SIAM J. Sci. Comput., 20 (1), pp. 359–392, 1998. Cited on page 23.
- . *Parallel multilevel series k-way partitioning scheme for irregular graphs*. SIAM Review, 41 (2), pp. 278–300, 1999. Cited on page 23.
- R. KHANDEKAR, S. RAO, and U. VAZIRANI. *Graph partitioning using single commodity flows*. J. ACM, 56 (4), 2009. Cited on page 25.
- J. KLEINBERG. *An impossibility theorem for clustering*. In *Proceedings of the 15th International Conference on Neural Information Processing Systems*, pp. 463–470. 2002. Cited on page 3.
- J. KLEINBERG and E. TARDOS. *Algorithm Design*, Addison-Wesley Longman Publishing Co., Inc., USA, 2005. Cited on page 25.
- K. KLOSTER and D. F. GLEICH. *Heat kernel based community detection*. Proceedings of the 20th ACM SIGKDD international conference on Knowledge discovery and data mining, pp. 1386–1395, 2014. Cited on page 24.
- I. M. KLOUMANN and J. M. KLEINBERG. *Community membership identification from small seed sets*. Proceedings of the 20th ACM SIGKDD international conference on Knowledge discovery and data mining, pp. 1366–1375, 2014. Cited on pages 4, 7, and 24.
- N. KNIGHT, E. CARSON, and J. DEMMEL. *Exploiting data sparsity in parallel matrix powers computations*. In *Parallel Processing and Applied Mathematics*, pp. 15–25. Springer Berlin Heidelberg, 2014. Cited on page 23.
- V. KOLMOGOROV and R. ZABIH. *What energy functions can be minimized via graph cuts?* IEEE Transactions on Pattern Analysis and Machine Intelligence, 26 (2), pp. 147–159, 2004. Cited on pages 26 and 61.
- A. LANCICHINETTI, S. FORTUNATO, and J. KERTÉSZ. *Detecting the overlapping and hierarchical community structure in complex networks*. New Journal of Physics, 11 (3), p. 033015, 2009. doi:10.1088/1367-2630/11/3/033015. Cited on page 24.
- K. LANG. *Fixing two weaknesses of the spectral method*. In *Advances in Neural Information Processing Systems 18 (NIPS2005)*, pp. 715–722. 2005. Cited on pages 5, 24, and 57.
- K. LANG and S. RAO. *A flow-based method for improving the expansion or conductance of graph cuts*. In *IPCO 2004: Integer Programming and Combinatorial Optimization*, pp. 325–337. 2004. Cited on pages 4, 6, 7, 8, 21, 22, 23, 31, 32, and 61.

- K. J. LANG, M. W. MAHONEY, and L. ORECCHIA. *Empirical evaluation of graph partitioning using spectral embeddings and flow*. In *Proceedings of the 8th International Symposium on Experimental Algorithms*, pp. 197–208. 2009. Cited on page 25.
- D. LAWLOR, T. BUDAVÁRI, and M. W. MAHONEY. *Mapping the similarities of spectra: Global and locally-biased approaches to SDSS galaxies*. The Astrophysical Journal, 833 (1), p. 26, 2016a. Cited on pages 13, 51, 57, and 62.
- . *Mapping the similarities of spectra: Global and locally-biased approaches to SDSS galaxy data*. Technical Report 1609.03932, arXiv, 2016b. Preprint with expanded information. Cited on pages 13, 51, and 57.
- Y. LECUN, L. BOTTOU, Y. BENGIO, and P. HAFNER. *Gradient-based learning applied to document recognition*. Proceedings of the IEEE, 86 (11), pp. 2278–2324, 1998. Cited on page 55.
- Y. T. LEE, S. RAO, and N. SRIVASTAVA. *A new approach to computing maximum flows using electrical flows*. In *Proceedings of the Forty-fifth Annual ACM Symposium on Theory of Computing*, pp. 755–764. 2013. Cited on page 26.
- Y. T. LEE and A. SIDFORD. *Path Finding II: An $\tilde{O}(m\sqrt{n})$ algorithm for the minimum cost flow problem*. arXiv, cs.DS, p. arXiv:1312.6713, 2013. Cited on page 26.
- T. LEIGHTON and S. RAO. *An approximate max-flow min-cut theorem for uniform multicommodity flow problems with applications to approximation algorithms*. Foundations of Computer Science, 1988., 29th Annual Symposium on, pp. 422–431, 1988. Cited on page 25.
- . *Multicommodity max-flow min-cut theorems and their use in designing approximation algorithms*. Journal of the ACM, 46 (6), pp. 787–832, 1999. Cited on page 25.
- B. H. R. LELAND and B. HENDRICKSON. *The chaco user's guide: version 2.0*. Technical report, Technical report, Tech. Rep. SAND94-2692, Sandia National Labs, Albuquerque, NM, 1995. Cited on page 23.
- J. LESKOVEC and A. KREVL. *SNAP Datasets: Stanford large network dataset collection*. <http://snap.stanford.edu/data>, 2014. Cited on page 56.
- J. LESKOVEC, K. LANG, A. DASGUPTA, and M. MAHONEY. *Statistical properties of community structure in large social and information networks*. In *WWW '08: Proceedings of the 17th International Conference on World Wide Web*, pp. 695–704. 2008. Cited on pages 24 and 56.
- J. LESKOVEC, K. LANG, and M. MAHONEY. *Empirical comparison of algorithms for network community detection*. In *WWW '10: Proceedings of the 19th International Conference on World Wide Web*, pp. 631–640. 2010. Cited on pages 24 and 56.
- J. LESKOVEC, K. J. LANG, A. DASGUPTA, and M. W. MAHONEY. *Community structure in large networks: Natural cluster sizes and the absence of large well-defined clusters*. Internet of Mathematics, 6 (1), pp. 29–123, 2009. Cited on pages 3, 24, and 56.
- P. LI and O. MILENKOVIC. *Inhomogeneous hypergraph clustering with applications*. In *Advances in Neural Information Processing Systems 30*, pp. 2308–2318. Curran Associates, Inc., 2017. Cited on page 61.
- Y. LI, K. HE, D. BINDEL, and J. E. HOPCROFT. *Uncovering the small community structure in large networks: A local spectral approach*. In *Proceedings of the 24th International Conference on World Wide Web*, pp. 658–668. 2015. Cited on page 24.
- L. LIBERTI, C. LAVOR, N. MACULAN, and A. MUCHERINO. *Euclidean distance geometry and applications*. SIAM Review, 56 (1), pp. 3–69, 2014. Cited on page 3.
- W. LIU and S.-F. CHANG. *Robust multi-class transductive learning with graphs*. In *2009 IEEE Conference on Computer Vision and Pattern Recognition*, pp. 381–388. 2009. Cited on page 24.
- Y. P. LIU and A. SIDFORD. *Faster energy maximization for faster maximum flow*. arXiv, cs.DS, p. arXiv:1910.14276, 2019. Cited on page 26.
- P. Y. LUM, G. SINGH, A. LEHMAN, T. ISHKANOV, M. VEJDEMO-JOHANSSON, M. ALAGAPPAN, J. CARLSSON, and G. CARLSSON. *Extracting insights from the shape of complex data using topology*. Sci. Rep., 3, p. Online, 2013. Cited on page 56.
- Z. MA, X. WU, Q. SONG, Y. LUO, Y. WANG, and J. ZHOU. *Automated nasopharyngeal carcinoma segmentation in magnetic resonance images by combination of convolutional neural networks and graph cut*. Experimental and Therapeutic Medicine, 2018. Cited on page 26.
- M. W. MAHONEY, L. ORECCHIA, and N. K. VISHNOI. *A local spectral method for graphs: with applications to improving graph partitions and exploring data graphs locally*. Journal of Machine Learning Research, 13, pp. 2339–2365, 2012. Cited on page 13.
- R. MARLET. *Graph cuts and application to disparity map estimation*. Online, accessed July 2019, 2017. Cited on page 26.
- A. MISLOVE, M. MARCON, K. P. GUMMADI, P. DRUSCHEL, and B. BHATTACHARJEE. *Measurement and analysis of online social networks*. In *Proceedings of the 7th ACM SIGCOMM Conference on Internet Measurement*, pp. 29–42. 2007. Cited on page 56.
- G. NAMATA, B. LONDON, L. GETOOR, and B. HUANG. *Query-driven active surveying for collective classification*. In *10th International Workshop on Mining and Learning with Graphs*, p. 8. 2012. Cited on page 55.
- M. NEWMAN. *Networks: An Introduction*, Oxford University Press, Inc., New York, NY, USA, 2010. Cited on page 3.
- M. E. J. NEWMAN. *Modularity and community structure in networks*. Proceedings of the National Academy of Sciences, 103 (23), pp. 8577–8582, 2006. Cited on pages 3 and 24.

- L. ORECCHIA, L. J. SCHULMAN, U. V. VAZIRANI, and N. K. VISHNOI. *On partitioning graphs via single commodity flows*. Proceedings of the forty-fourth annual ACM symposium on Theory of computing, pp. 1141–1160, 2012. Cited on page 25.
- L. ORECCHIA and Z. A. ZHU. *Flow-based algorithms for local graph clustering*. In *Proceedings of the 25th Annual ACM-SIAM Symposium on Discrete Algorithms*, pp. 1267–1286, 2014. Cited on pages 4, 6, 8, 15, 22, 40, 41, 43, 45, 46, and 47.
- J. B. ORLIN. *Max flows in $o(nm)$ time, or better*. In *Proceedings of the Forty-fifth Annual ACM Symposium on Theory of Computing*, pp. 765–774, 2013. Cited on page 26.
- B. OSTING, J. DARBON, and S. OSHER. *Statistical ranking using the ℓ^1 -norm on graphs*. Inverse Problems and Imaging, 7 (3), pp. 907–926, 2013. doi:10.3934/ipi.2013.7.907. Cited on page 26.
- P. PAGEL, S. KOVAC, M. OESTERHELD, B. BRAUNER, I. DUNGER-KALTENBACH, G. FRISHMAN, C. MONTRONE, P. MARK, V. STÜMPFLEN, H.-W. MEWES, ET AL. *The MIPS mammalian protein-protein interaction database*. Bioinformatics, 21 (6), pp. 832–834, 2004. Cited on page 56.
- G. PALLA, I. DERÉNYI, I. FARKAS, and T. VICSEK. *Uncovering the overlapping community structure of complex networks in nature and society*. Nature, 435, pp. 814–818, 2005. Cited on page 24.
- C. PAPADIMITRIOU and K. STEIGLITZ. *Combinatorial Optimization - Algorithms and Complexity*, Prentice-Hall, 1982. Cited on page 28.
- L. PEEL. *Graph-based semi-supervised learning for relational networks*. In *Proceedings of the 2017 SIAM International Conference on Data Mining*, pp. 435–443, 2017. Cited on pages 25 and 55.
- L. PEEL, D. B. LARREMORE, and A. CLAUSET. *The ground truth about metadata and community detection in networks*. arXiv, cs.SI, p. 1608.05878, 2016. Cited on page 25.
- F. PELLEGRINI and J. ROMAN. *Scotch: A software package for static mapping by dual recursive bipartitioning of process and architecture graphs*. In *International Conference on High-Performance Computing and Networking*, pp. 493–498, 1996. Cited on page 23.
- A. POTHEN, H. D. SIMON, and K.-P. LIOU. *Partitioning sparse matrices with eigenvectors of graphs*. SIAM J. Matrix Anal. Appl., 11, pp. 430–452, 1990. Cited on page 23.
- P. ROMBACH, M. A. PORTER, J. H. FOWLER, and P. J. MUCHA. *Core-periphery structure in networks (revisited)*. SIAM Review, 59 (3), pp. 619–646, 2017. Cited on page 3.
- L. I. RUDIN, S. OSHER, and E. FATEMI. *Nonlinear total variation based noise removal algorithms*. Phys. D, 60 (1-4), pp. 259–268, 1992. Cited on page 26.
- P. SANDERS and C. SCHULZ. *Engineering multilevel graph partitioning algorithms*. arXiv, cs.DS, p. 1012.0006, 2010. Cited on page 23.
- F. SHAHROKHI. *The maximum concurrent flow problem*. Journal of the ACM (JACM), 37 (2), pp. 318–334, 1990. Cited on page 25.
- E. SHARON, M. GALUN, D. SHARON, R. BASRI, and A. BRANDT. *Hierarchy and adaptivity in segmenting visual scenes*. Nature, 442 (7104), pp. 810–813, 2006. Cited on page 12.
- G. SHI, C. ALTAFINI, and J. S. BARAS. *Dynamics over signed networks*. SIAM Review, 61 (2), pp. 229–257, 2019. Cited on page 3.
- J. SHI and J. MALIK. *Normalized cuts and image segmentation*. IEEE Transactions on Pattern Analysis and Machine Intelligence, 22 (8), pp. 888–905, 2000. Cited on pages 12 and 65.
- P. SHI, K. HE, D. BINDEL, and J. HOPCROFT. *Local Lanczos spectral approximation for community detection*. In *Proceedings of ECML-PKDD*, 2017. Cited on page 24.
- J. SHUN, F. ROOSTA-KHORASANI, K. FOUNTOULAKIS, and M. W. MAHONEY. *Parallel local graph clustering*. Proceedings of the VLDB Endowment, 9 (12), pp. 1041–1052, 2016. Cited on pages 13 and 24.
- H. D. SIMON. *Partitioning of unstructured problems for parallel processing*. Computing systems in engineering, 2 (2-3), pp. 135–148, 1991. Cited on page 23.
- D. D. SLEATOR and R. E. TARJAN. *A data structure for dynamic trees*. Journal of Computer and System Sciences, 3, pp. 362–391, 1983. Cited on page 45.
- A. J. SOPER, C. WALSHAW, and M. CROSS. *A combined evolutionary search and multilevel optimisation approach to graph-partitioning*. J. of Global Optimization, 29 (2), pp. 225–241, 2004. Cited on page 23.
- D. A. SPIELMAN and S. H. TENG. *A local clustering algorithm for massive graphs and its application to nearly linear time graph partitioning*. SIAM Journal on Scientific Computing, 42 (1), pp. 1–26, 2013. Cited on page 24.
- G. STRANG. *Maximal flow through a domain*. Mathematical Programming, 26 (2), pp. 123–143, 1983. Cited on page 26.
- . *Maximum flows and minimum cuts in the plane*. Journal of Global Optimization, 47 (3), pp. 527–535, 2010. Cited on page 26.
- R. TIBSHIRANI. *Regression shrinkage and selection via the lasso*. Journal of the Royal Statistical Society. Series B (Methodological), 58 (1), pp. 267–288, 1996. Cited on page 43.
- H. TONG, C. FALOUTSOS, and J.-Y. PAN. *Fast random walk with restart and its applications*. In *ICDM '06: Proceedings of the Sixth International Conference on Data Mining*, pp. 613–622, 2006. Cited on pages 4 and 7.
- A. L. TRAUD, E. D. KELSIC, P. J. MUCHA, and M. A. PORTER. *Comparing community structure to characteristics in online collegiate social networks*. SIAM Review, 53 (3), pp. 526–543, 2011. Cited on pages 3 and 52.
- A. L. TRAUD, P. J. MUCHA, and M. A. PORTER. *Social structure of facebook networks*. Physica A: Statistical Mechanics and its Applications, 391 (16), pp. 4165–4180, 2012. Cited on page 52.

- L. TREVISAN. *Combinatorial optimization: Exact and approximate algorithms*. <http://theory.stanford.edu/~trevisan/books/cs261.pdf>, 2011. Lecture notes for CS261 at Stanford University. Cited on page 28.
- C. E. TSOURAKAKIS, J. PACHOCKI, and M. MITZENMACHER. *Scalable motif-aware graph clustering*. In *Proceedings of the 26th International Conference on World Wide Web*, pp. 1451–1460. 2017. Cited on page 24.
- M. ULLAH, A. ILTAF, Q. HOU, F. ALI, and C. LIU. *A foreground extraction approach using convolutional neural network with graph cut*. In *2018 IEEE 3rd International Conference on Image, Vision and Computing (ICIVC)*. 2018. Cited on page 26.
- S. VAN DER WALT, J. L. SCHÖNBERGER, J. NUNEZ-IGLESIAS, F. BOULOGNE, J. D. WARNER, N. YAGER, E. GOUILLART, T. YU, and THE SCIKIT-IMAGE CONTRIBUTORS. *scikit-image: image processing in Python*. PeerJ, 2, p. e453, 2014. Cited on page 62.
- L. N. VELDT, D. F. GLEICH, and M. W. MAHONEY. *A simple and strongly-local flow-based method for cut improvement*. In *International Conference on Machine Learning*, pp. 1938–1947. 2016. Cited on pages 5, 14, 22, 40, 41, 43, 45, and 46.
- N. VELDT. *Pushrelabel local flow algorithms*. Github software, <https://github.com/nveldt/PushRelabelMaxFlow>, 2019. Cited on page 61.
- N. VELDT, A. R. BENSON, and J. KLEINBERG. *Localized flow-based clustering in hypergraphs*. 2020. [arXiv:2002.09441](https://arxiv.org/abs/2002.09441). Cited on page 61.
- N. VELDT, C. KLYMKO, and D. F. GLEICH. *Flow-based local graph clustering with better seed set inclusion*. In *Proceedings of the SIAM International Conference on Data Mining*, pp. 378–386. 2019. Cited on pages 4, 16, and 22.
- N. VELDT, A. WIRTH, and D. F. GLEICH. *Learning resolution parameters for graph clustering*. In *The World Wide Web Conference*, pp. 1909–1919. 2019. Cited on pages 4 and 61.
- U. VON LUXBURG. *A tutorial on spectral clustering*. *Statistics and Computing*, 17 (4), pp. 395–416, 2007. Cited on page 13.
- U. VON LUXBURG, R. C. WILLIAMSON, and I. GUYON. *Clustering: Science or art?* In *Proceedings of ICML Workshop on Unsupervised and Transfer Learning*, pp. 65–79. 2012. Cited on page 3.
- C. WALSHAW and M. CROSS. *Mesh partitioning: a multilevel balancing and refinement algorithm*. *SIAM Journal on Scientific Computing*, 22 (1), pp. 63–80, 2000. Cited on page 23.
- . *Jostle: Parallel multilevel graph-partitioning software – an overview*. In *Mesh Partitioning Techniques and Domain Decomposition Techniques*, pp. 27–58. Civil-Comp Ltd., 2007. Cited on page 23.
- J. J. WHANG, D. F. GLEICH, and I. S. DHILLON. *Overlapping community detection using neighborhood-inflated seed expansion*. *Transactions on Knowledge and Data Engineering*, 28 (5), pp. 1272–1284, 2016. Cited on page 24.
- J. XIE, S. KELLEY, and B. K. SZYMANSKI. *Overlapping community detection in networks: The state-of-the-art and comparative study*. *ACM Comput. Surv.*, 45 (4), pp. 43:1–43:35, 2013. Cited on page 24.
- H. YIN, A. R. BENSON, J. LESKOVEC, and D. F. GLEICH. *Local higher-order graph clustering*. *Proceedings of the 23rd ACM SIGKDD International Conference on Knowledge Discovery and Data Mining*, pp. 555–564, 2017. Cited on page 24.
- J. YUAN, E. BAE, and X.-C. TAI. *A study on continuous max-flow and min-cut approaches*. In *2010 IEEE Computer Society Conference on Computer Vision and Pattern Recognition*. 2010. Cited on page 26.
- D. ZHOU, O. BOUSQUET, T. N. LAL, J. WESTON, and B. SCHÖLKOPF. *Learning with local and global consistency*. In *Annual Advances in Neural Information Processing Systems 16: Proceedings of the 2003 Conference*, pp. 321–328. 2004. Cited on pages 4, 7, and 24.
- X. ZHU, Z. GHAHRAMANI, and J. D. LAFFERTY. *Semi-supervised learning using gaussian fields and harmonic functions*. In *Proceedings of the 20th International conference on Machine learning (ICML-03)*, pp. 912–919. 2003. Cited on pages 4, 7, and 25.
- Z. A. ZHU, S. LATANZI, and V. MIRROKNI. *A local algorithm for finding well-connected clusters*. In *Proceedings of the 30th International Conference on Machine Learning*, pp. 396–404. 2013. Cited on pages 24 and 25.