

Classification Benchmarks for Under-resourced Bengali Language based on Multichannel Convolutional-LSTM Network

Md. Rezaul Karim
Fraunhofer FIT, Aachen, Germany
RWTH Aachen University, Germany

Bharathi Raja Chakravarthi
Insight SFI Research Centre for Data
Analytics, Data Science Institute,
National University of Ireland
Galway, Ireland

Mihael Arcan
Insight SFI Research Centre for Data
Analytics, Data Science Institute,
National University of Ireland
Galway, Ireland

John P. McCrae
Insight SFI Research Centre for Data
Analytics, Data Science Institute,
National University of Ireland
Galway, Ireland

Michael Cochez
Department of Computer Science,
Vrije Universiteit Amsterdam,
Netherlands

ABSTRACT

Exponential growths of social media and micro-blogging sites not only provide platforms for empowering freedom of expressions and individual voices but also enables people to express anti-social behaviour like online harassment, cyberbullying, and hate speech. Numerous works have been proposed to utilize these data for social and anti-social behaviours analysis, document characterization, and sentiment analysis by predicting the contexts mostly for highly resourced languages such as English. However, there are languages that are under-resourced, e.g., South Asian languages like Bengali, Tamil, Assamese, Telugu that lack of computational resources for the natural language processing (NLP)¹ tasks. In this paper², we provide several classification benchmarks for Bengali, an under-resourced language. We prepared three datasets of expressing hate, commonly used topics, and opinions for hate speech detection, document classification, and sentiment analysis, respectively. We built the largest Bengali word embedding models to date based on 250 million articles, which we call BengFastText. We perform three different experiments, covering document classification, sentiment analysis, and hate speech detection. We incorporate word embeddings into a Multichannel Convolutional-LSTM (MConv-LSTM) network for predicting different types of hate speech, document classification, and sentiment analysis. Experiments demonstrate that BengFastText can capture the semantics of words from respective contexts correctly. Evaluations against several baseline embedding models, e.g., Word2Vec and GloVe yield up to 92.30%, 82.25%, and 90.45% F1-scores in case of document classification, sentiment analysis, and hate speech detection, respectively during 5-fold cross-validation tests.

KEYWORDS

Under-resource language, NLP, Deep learning, Sentiment analysis, Hate speech detection, Word embedding, Word2Vec, FastText.

1 INTRODUCTION

In recent years, micro-blogging platforms and social networking sites have grown exponentially, enabling their users to voice their opinions [25]. At the same time, they have also enabled anti-social behavior [14], online harassment, cyberbullying, false political and religious rumor, and hate speech activities [27, 37]. The anonymity and mobility offered by such media have made the breeding and spread of hate speech [47] – eventually leading to hate crime in many aspects including religious, political, geopolitical, personal, and gender abuse. This applies to every human being regardless of languages, geographic locations or ethnicity. While the Web began as an overwhelmingly English phenomenon, it now contains extant text in hundreds of languages. In the real world, languages are becoming extinct at an alarming rate and the world could lose more than half of its linguistic diversity by the year 2100. Certain languages are low resource because they are actually low-density languages based on the number of people speaking in the world.

Languages are dynamic being spoken by communities whose lives are shaped by the rapidly changing world. The number of living languages spoken in the world is about 7,099, which is constantly in flux. About a third of these languages are now endangered, often with less than 1,000 speakers remaining. Meanwhile, only 23 languages account for more than half the world's population. Bengali, which is a rich language with a lot of diversity is spoken in Bangladesh, the second most commonly spoken language in India, and the seventh most commonly spoken language in the world with nearly 230 million speakers (200 million native speakers) [19].

Sentiment analysis makes use of the polarity expressed in texts, where lexical resources are often used to look up specific words as their presence can be predictive features. Linguistic features, on the other hand, utilize syntactic information like Part of Speech (PoS) and certain dependency relations as features. Content-based classification, which is the process of grouping documents into different classes or categories, is emerging due to the continuous growth of digital data. Apart from these, sentiment analysis in Bengali is progressively being considered as a non-trivial task, for which previous approaches have attempted to detect the overall polarity of Bengali texts. Hate speech, which is defined by the Encyclopedia of

¹List of abbreviations can be found at the end of this paper.

²This paper is under review in the Journal of Natural Language Engineering.

American Constitution [32] is “any communication that disparages a person or a group on the basis of some characteristic such as race, color, ethnicity, gender, sexual orientation, nationality, religion, or other characteristics”, is also rampant online, e.g., social media, newspapers, and books [38]. Like in other major languages like in English, the use of hate speech in Bengali is pervasive and can have serious consequences, because according to a Special Rapporteur to the UN Humans Rights Council, failure to monitor and react to such hate speech in a timely manner can reinforce the subordination of targeted minorities, making them not only vulnerable to attack but also influencing majority populations and making them more indifferent to various manifestations of such hatred [21].

Thus, identifying such hate speech and making awareness in a virtual landscape beyond the realms of traditional law enforcement is a non-trivial research contribution. However, a vast amount of content published online does not allow for manual analysis. For years, tech giants like Twitter, Facebook, and YouTube have been combating the issue of hate speech and it has been estimated that hundreds of millions of euros are being invested every year on counter-measures including manpower [21]. However, they are still being criticized for not doing enough [33]. Efficient and automated techniques for such useful researches for under-resourced Bengali language is in scarce, which is largely because such measures require significant manual efforts. However, reviewing online contents to identify offensive materials and taking actions need manual intervention, which is not only labor intensive and time consuming but also not scalable [21].

To the end, computational linguistics has long been dominated by techniques specifically geared towards English and other European languages in which English language models are often used as baselines, despite the fact that it is an outlier in a lot of linguistic aspects. Despite being often unreported if the results hold up in other languages, the techniques are often considered state-of-the-art for natural language understanding. The field now, has unprecedented access to a great number of low-resource languages, readily available to be studied, but needs to act quickly before political, social, and economic pressures cause these languages to disappear from the real and/or virtual worlds. In the absence of these resources, the lack of good performance across various tasks feeds into a systemic information asymmetry in the digital world. The quality of translation systems, the lack of social media corpora, and the general absence of language-agnostic tools is going to exacerbate the digital divide in coming times at the global level and is a prominent barrier in the way of truly democratizing technology access in the world.

Accurate identification of such hate speeches or sentiment analysis requires not only an automated, scalable, and accurate methods but also computational resources such as state-of-the-art machine learning (ML) approaches, word embedding models and rich labelled datasets, which in turn needs natural language processing (NLP) resources for the language in question is the core contribution of this work. This is obvious, because the NLP resources for Bengali are still scarce [5, 9]. Recent research efforts from both the NLP and ML communities have proven to be very effective for well-resourced languages like English. Computational linguistics today is largely dominated by supervised machine learning (ML), which requires annotating data for low-resource languages that

can be time consuming, expensive and needs experts. They identified these research problems as supervised learning tasks, which can be divided into two categories. First, there are classic methods, which rely on manual feature engineering such as Support Vector Machines (SVM), Naïve Bayes (NB), KNN, Logistic Regression (LR), Decision Trees (DT), Random Forest (RF) and Gradient Boosted Trees (GBT). Second, there are approaches which employs deep neural networks (DNN) to learn multilayers of abstract features from raw texts. These approaches are largely based on Convolutional (CNN) or Long Short-term Memory (LSTM) networks.

These approaches are mostly deep learning (DL) based, referring to the depth of the neural networks used. Nevertheless, despite the growth of studies and existing ML approaches, under-resourced languages such as Bengali lacks resources such as rich word embedding models and comparative evaluation on NLP tasks. In this work, we built a Bengali word embedding model called *BengFastText* and implemented a robust neural network architecture called multi-channel convolutional-LSTM network (MConv-LSTM) by combining both CNN and LSTM networks with multiple channels in a single architecture to leverage their benefits. The other key contributions of this paper can be summarized as follows:

- We built the largest Bengali word embedding model called *BengFastText* based on 250 million Bengali articles in an under-resourced setting. *BengFastText* is a language model based on *fastText* [17], which is computationally-efficient predictive model for learning word embeddings from raw Bengali texts.
- We prepared three public datasets of hate speech, sentiment analysis, and document classification of Bengali texts, which are larger than any currently available datasets by both quantity and subject coverage.
- We trained several ML baseline models like SVM, KNN, LR, NB, DT, RF and GBT. Further, we prepared embeddings based on Word2Vec and GloVe for a comparative analysis between ML and MConv-LSTM model.
- Our approach shows how the automatic feature selection using MConv-LSTM model significantly improves the overhead of manual feature engineering.

The rest of the paper is structured as follows: Section 2 reviews related work on hate speech and Bengali word embedding. Section 3 describes the data collection and annotation process. Section 4 describes the process of Bengali neural embedding, network construction, and training. Section 5 illustrates experiment results including a comparative analysis with baseline models on all datasets. Section 6 summarizes this research with potential limitations and points some possible outlook before concluding the paper.

2 RELATED WORK

Although linguistic analyses are carried out extensively and well studied on other major languages, only a few approaches have been explored for Bengali [19], which is due to lack of systematic method of text collection, annotated corpora, name dictionaries, morphological analyzer, and overall research outlook. Existing work on Bengali NLP mostly focus on either document categorization [20] using supervised learning techniques or applying N-gram technique

Hate statement	English translation	Context	Source
<ul style="list-style-type: none"> মালাউনের বাচ্চাদের বাংলায় কোনো স্থান নাই। মুসলমানরা আল কায়দা, তালেবান এবং জংগী। কুস্তার বাচ্চা একটা নাস্তিক ব্লগার। 	<ul style="list-style-type: none"> Hindus have no place in Bangladesh. Muslims are Al-Qaeda, Taliban and Terrorists. The atheist blogger is a son of a bitch. 	Religious	<ul style="list-style-type: none"> Facebook page Facebook page Somewhere in blog
<ul style="list-style-type: none"> বিএনপি স্বাধীনতারিরোধী এবং রাজাকারের পুষ্টিপোষক। কুস্তালীগের বাচ্চারা সন্ত্রাসী আর চেতনা ব্যবসায়ী। জামাত, শিবির, রাজাকার তোরা এই মুহুর্তে বাংলা ছাড়, তাদের ফাঁসি চাই। তারেক জিয়া ২১ আগস্ট গ্রেনেড হামলার মূল পরিকল্পনাকারী। হাতুড়ি আর লগিবৈঠা দিয়ে মানুষ মারা লীগের নেশা। 	<ul style="list-style-type: none"> BNP is a supporter of anti-liberation war criminals. Awemelague is a terrorist organization and they are conscious businesspersons. Anti-liberation war criminals should either be deported from Bangladesh or be prosecuted. Tarek Zia is the mastermind of the August 21 grenade attack. Awemelague is just a killer organization. 	Political	<ul style="list-style-type: none"> Daily Prothom Alo Facebook page Facebook page Daily Prothom Alo Facebook page
<ul style="list-style-type: none"> ঘরে ঘরে ঢুকে মহিলাদের ধর্ষণ করে খুন করে দে। মেয়েদের আমি ঘৃণা করি কারণ ওরা একেকটা খানকির বাচ্চা। 	<ul style="list-style-type: none"> Trespass each house and kill the women after raping. I hate girls because they are bitches. 	Gender abuse	<ul style="list-style-type: none"> Anandabazar Patrika Somewhere in blog
<ul style="list-style-type: none"> বদি একজন শীর্ষ ইয়াবা ব্যবসায়ী ওরে কেউ ক্রসফায়ারে দে। কুস্তার বাচ্চা তুই ড্রাগ, মাগি আর অস্ত্র নিয়েই পড়ে থাক। 	<ul style="list-style-type: none"> Bodi is a top drug dealer who should be killed by crossfire. You mother fucker live with drugs, whore and arms. 	Personal	<ul style="list-style-type: none"> Facebook page Facebook page
<ul style="list-style-type: none"> অবৈধ বাংলাদেশীদের অবিলম্বে ঘাড়ে ধাক্কা দিয়ে বিতাড়িত করা হবে। পাকি জারজরা এখন বাংলাদেশ ছাড়। রেন্ডিয়ানরা বাংলাদেশের প্রধান শত্রু। 	<ul style="list-style-type: none"> Illegal Bangladeshis will be immediately pushed to the neck and be deported. Pakistani bastards leave Bangladesh immediately Indians are the main enemies of Bangladesh. 	Geopolitical	<ul style="list-style-type: none"> Dainik Jugasankha Facebook page Facebook page

Figure 1: Examples of Bengali hate speech, either directed towards a specific person or entity, or generalized towards a group

to categorize newspaper corpora [28], dataset preparation [36] for aspect-based sentiment analysis [41], and word embeddings for document classification [1].

Apart from these, some approaches focus on parts of speech (PoS) tagging techniques for parsing texts for rich semantic processing by combining Maximum Entropy, Conditional Random Field (CRF) and SVM classifiers using weighted voting techniques [13] or based on bidirectional LSTM+CRF based network [2]. In these approaches, classic ML algorithms such as SVM, KNN, NB, RF, and GBT have been used. These approaches, either lack comprehensive linguist analysis or are carried out on a small-scale labeled dataset with limited vocabulary, which diminishes the performance of supervised learning algorithms. IN contrast, a growing body of work aims to understand and detect hate speech by creating representations for content on the web and then classifying these tweets or comments as hateful or not, drawing insights along the way [14]. Many efforts have been made to classify hate speech using data scraped from online message forums and popular social media including Twitter, YouTube, Facebook, and Google, with their Perspective API [39].

A LR-based approach is proposed for one-to-four-character n-grams for classifying tweets that are labeled as racist, sexist or neither [43] and for distinguishing hateful and offensive but not hateful tweets with L2 regularization [3]. For the latter use case, the authors applied word-level n-grams and various PoS, sentiment and tweet-level metadata features. However, the accuracy of these solutions are not satisfactory [20]. Davidson et al. [11] used DNN approaches with two binary classifiers: one to predict the presence of abusive speech more generally, and another one to discern the form of abusive speech or building a classifier composed of two separate networks for hate speech detection [27].

Existing classifiers are predominantly supervised [44]: LR is the most popular, while other algorithms, e.g. SVM, NB, and RF are also used. Despite diverse types of features introduced, little is known

about the multimodality of different types of features in such a single classifier. Most methods simply ‘use them all’ by concatenating all feature types into high-dimensional, sparse feature vectors that are prone to overfitting, especially on short texts e.g. tweets. Some applied an automated statistical feature selection process to reduce and optimize the feature space, while others did this manually.

Since the impact of feature selection is unknown, whether different types of features are contributing to better classification accuracy remains questionable. Hence, classic methods that have been investigated in the literature employ a abundance of task-specific features. It is not clear what their individual contributions could be [15]. These approaches in comparison with DL-based approaches is rather incomparable because of the efficiency of linear models at dealing with billions of such texts proven less accurate and unscalable, which is probably another primary reason. DL is applied to learn abstract feature representations used for the text classification. The input can take various forms of feature encoding, including any of those used in the classic methods. However, the key difference is that the input features are not directly used for classification. Instead, multilayer structures learn abstract representation of the features, which is found more effective for learning, as typical manual feature engineering is then shifted to the network topology, which is carefully designed to automatically extract useful features from a simple input feature representation [15].

CNN, Gated Recurrent Unit (GRU) [47], and LSTM networks are the most popular architectures in the literature. In particular, CNN is an effective arsenal to act as ‘feature extractors’, whereas LSTM is a type of powerful recurrent type network for modeling orderly sequence learning problems. We also observe the use of LSTM or GRU with pre-trained Word2Vec, GloVe, and fastText embeddings to fed into a CNN with max pooling to produce input vectors for a neural network [10], because, in the context of text classification, CNN extracts word or character combinations, e.g.,

phrases, n-grams and LSTM learns a long-range word or character dependencies in texts. In theory, the Conv-LSTM is a powerful architecture to capture long-term dependencies between features extracted by CNN. In practice, they are found to be more effective than structures solely based on CNN or LSTM in tasks such as drug-drug interaction predictions [24], network intrusion detection [26], and gesture/activity recognition where the networks learn temporal evolution of different regions between frames, and Named Entity Recognition (NER) [45] where the class of a word sequence can depend on the class of its preceding word sequence.

While each type of network has shown effectiveness for general purpose text classification, few works have explored combining both structures into a single network [38], except that using this combination, and especially when trained using transfer learning achieved higher classification accuracy than either neural network classifier alone [21]. In contrast, our approach relies on a word embedding similar to fastText but with a strong focus on the under-resourced setting by reducing the number of required parameters and length of training required, while still yielding improved performance and resilience across related classification tasks. We hypothesize that MConv-LSTM can also be effective not only for hate speech detection but also for sentiment analysis and document classification since this deep architecture can capture co-occurring word n-grams as useful patterns for classification [17, 22]. Moreover, we believe that our network will be able to learn flexible vector representations that demonstrate associations between words typically used not only for hate speech detection but also for document classification and sentiment analysis.

3 DATASETS

One major limitation of state-of-the-art approaches is the lack of comparative evaluation on publicly available data sets for the Bengali language. A large majority of the existing works are evaluated on privately collected datasets, often targeting different problems, and most of them contain only a small Bengali text corpus. A careful analysis was carried out while differentiating linguistic features, e.g. abusive language can be different from hate speech but is often used to express hate as shown in examples in fig. 1. To best of our knowledge, there are only a few works proposed on Bengali word embeddings. The Polyglot project [4] is one of the first attempts, which in which the word embeddings are trained for more than 100 languages using their corresponding Wikipedia dumps in which only 55K corpus from the Bengali Wikipedia dump were used to train the model to generate the embeddings. The second approach [1] built an embedding model on 200K Bengali corpus from 13 news articles. Third, a neural lemmatizer is proposed by [8] using Bengali word embeddings, which is built on even a smaller dataset of 20K corpus.

The fourth one called fastText [17], which is trained on common crawl and Wikipedia using CBOW with position-weights, in dimension 300, with character n-grams of length 5, a window of size 5 and 10 negatives. Eventually, fastText distributes the pre-trained word vectors for 157 languages. To further explore and apply more extensive linguist analysis on Bengali with flexibly and efficiently, we not only collected the largest corpus of Bengali raw texts from Wikipedia but also prepared three more datasets: documents of

contemporary Bengali topics, texts expressing hate speech (political, religious, personal, geopolitical and gender abusive) and public sentiments (about Cricket, products, movie, and politics).

3.1 Raw text corpus collection

For our corpus, Bengali articles were collected from numerous sources from Bangladesh and India including a Bengali Wikipedia dump, Bengali news articles (Daily Prothom Alo, Daily Jugantor, Daily Nayadiganta, Anandabazar Patrika, Dainik Jugasankha, BBC, and Deutsche Welle), news dumps of TV channels (NTV, ETV Bangla, ZEE News), books, blogs, sports portal, and social media (Twitter, Facebook pages and groups, LinkedIn). We also categorized the raw articles for ease preprocessing for later stage. Facebook pages (e.g. celebrities, athletes, sports, and politicians) and newspaper sources were scrutinized because composedly they have about 50 million followers and many opinions, hate speech, and review texts come or spread out from there. All text samples were collected from publicly available sources. Altogether, our raw text corpus consists of 250 million articles. Then two linguists and three native Bengali speakers annotated the samples from separate datasets for hate speech detection, document classification, and sentiment analysis, which is described in subsequent subsections³ to encourage future comparative evaluation.

Figure 3 shows the frequency word clouds of potential creative hates expressed in our datasets. Since the collected Bengali text corpus comes with various dimensional, sparse and relatively noisy, before the word embedding step and manual labeling, emoticon, digits (Bengali and English) special characters, hash-tags and excess use of spaces (due to redundant use of spaces, tabs, shift) were removed to give annotators an unbiased-text-only content to make a decision based on criteria of the objective.

3.2 Data preprocessing

Since the obtained corpus is rather noisy, we perform an automated cleaning for all datasets before giving it to the annotators. First, we remove HTML markup, links, and image titles. From text, digits, special characters, hash-tags and excessive white space are removed. Then the following further steps are performed:

- **PoS tagging:** an BLSTM-CRF based approach suggested in literature [2] was applied.
- **Removal of proper nouns:** various proper nouns and noun suffixes were identified and replaced with tags to provide ambiguity.
- **Hashtags normalization:** hastags in tweets, comments, and posts were normalized using a dictionary-based look up⁴, which are often used to compose words (e.g. fig. 2a) was used to split such hashtags.
- **Stemming:** inflected words are reduced to their stem, base or root form in order to reduce dimension and obtain more standard Bengali tokens (e.g. fig. 2b)(English translation: Bangladesh to Bangladesh, Pakistaner to Pakistan, from village to village).

³The prepared dataset, embedding model, and codes will be made publicly available.

⁴Based on <https://www.101languages.net/bengali/bengali-word-list/>

#মালাউনেরবাচ্চা → মালাউনের বাচ্চা, #রাজাকারনিপাতযাক → রাজাকার নিপাত যাক.

(a) Hashtags normalization

বাংলাদেশে → বাংলাদেশ, পাকিস্তানের → পাকিস্তান, গ্রামের → গ্রাম

(b) Stemming

Figure 2: Example of hashtags normalization and stemming

Table 1: Statistics of document classification dataset. For each category, we show the number of documents, number of words, average number of sentences per document, and average number of words per sentence

Category	#Doc	#Words	ASD	AWS
State	242,860	57,019,465	18.50	13.356
Economy	18,982	4,915,141	20.18	13.378
International	32,203	7,096,111	18.47	12.493
Entertainment	31,293	6,706,563	21.70	10.236
Sports	50,888	12,397,415	22.80	11.069
Total	376,226	88,134,695	20.33	12.10

Table 2: Statistics of the hate speech detection dataset

Type of hate	#Statement	#Words	AWS
Political	7,182	132,867	18.50
Religious	6,975	140,756	20.18
Gender abusive	7,300	134,831	18.47
Geopolitical	6,793	117,180	17.25
Personal	6,750	146,475	21.70
Total	35,000	672,109	19.22

- **Stop word removal:** commonly used Bengali stop words (provided by Stopwords ISO⁵) are removed.
- **Removing infrequent words:** finally, we remove any tokens with a document frequency less than 5.

3.3 Dataset for document classification

Despite several comprehensive textual datasets available for document categorization, only a few labeled datasets exist for Bengali articles. Sophisticated supervised learning approaches, therefore, were not a viable option to address document classification problems. Eventhough, large-scale corpora for other language are available online, it is rare for under-resourced languages like Bengali. Hence we decided to build our own corpus. As described above, the articles are collected into different categories such that each belongs to any one of the following categories: state, economy, entertainment, international, and sports as outlined in table 1.

3.4 Hate speech dataset preparation

To prepare the data we used a bootstrapping approach, which starts with an initial search for specific types of texts, articles or tweets containing common slurs and terms used pertaining to targeting characteristics. We manually identify frequently occurring terms in the texts containing hate speech and references to specific entities. From the raw texts, we further annotated 100,000 statements, texts or articles, which directly or indirectly express 'hate speech'.

However, we encountered numerous challenges e.g. since there exists different types of hate in the regions, distinguishing hate speech from non-hate offensive language is a challenging task, which is because sometimes they overlap but are not the same [46]. Collected data samples are annotated in a semi-automated way

(after removing mostly similar statements). First, we attempted to annotate them in an automated way, which is inspired by the comparing communities technique using creative political slang (CSPLang) [18]. We prepare normalized frequency vectors of 175 abusive terms⁶ across the raw texts, which are commonly used to express hates in Bengali language. Then we assign label 'hate' if at least one of these terms exists in the text, otherwise, we put label 'neutral'. This way, however, differentiating 'neutral' and 'non-hate' was not possible.

The annotations are further validated and corrected by three experts (one South Asian linguist and two native speakers) into one of three categories: hate, non-hate and neutral. To reduce possible bias, each label was assigned based on a majority voting on the annotator's independent opinions. Fortunately, certain types of hate were easy to identify and annotate based on CSPLang that are nonstandard word for Bengali, which conveys a positive or negative attitude towards a person, a group of people, or an issue that is the subject of discussion in political discourse [18] and can be easily annotated as a political hates. Finally, non-hate and neutral statements were removed from the list and hates were further categorized into political, personal, gender abusive, geopolitical, and religious hates. We found that from the annotated text 3.5% was classified as hate speech, which resulted in 35,000 statements labeled as hate. Figure 3a shows the most frequently used terms expressing hates; whereas, some statistics can be found in table 2.

3.5 Dataset for sentiment analysis

Our empirical study found that opinions, reviews, comment or reactions about news or someone's status updates are usually provided in Bengali. However, research has observed that about 20% of express sentiments in English [36]. Also, some comments were only emoticons or written in non-native scripts. As English and emoticons are already investigated elsewhere, we consider this outside of the scope of the current work.

Table 3: Statistics of the dataset for sentiment analysis

Polarity	#Statement	#Words	AWS
Negative	153,000	727,3200	40.16
Positive	167,000	557,3550	30.65
Total	320,000	12,846,750	35.40

The annotation was done manually with the help of native Bengali speakers and majority voting (with ambiguous polarity removed), which left 320,000 reviews categorized either positive or negative. Figure 3a shows the most frequently used terms expressing hate; whereas, related statistics can be found in table 3.

Finally, we follow a similar preprocessing steps for extracting most important words, which is a statement-based observation that states that in a collection of data, the frequency of a given word should be inversely proportional to its rank in the corpus

⁵<https://github.com/stopwords-iso/stopwords-bn>⁶<https://github.com/rezacsedu/BengFastText>

ইউনিসাটি যানহয়না অলখামদুদুয়াহ যতি বোলব বালব
 সিনেমা প্রশ্নপত্রফ্রান্স তেলজুজুর মাতি বোরিং অর্থাৎ
 নোংরা জুসল চাই বিএসঅফ তামিম ওলাউন
 ডুমি ফালতু হায়ে কাই পাছায়রা ভালো ছেয়ে হাসিনা
 ল্যাঙ্গাপ স্যামসাং মানা ভাল বরিশাল খালেদা হুজুর
 শতক পানী ভারতপু মাঝে বাটলী করলে
 চমৎকার বিস্মী পাঠায় আবার সাকিব দালাল সুজন
 নোয়াখালী মহাশয়টি দরকার ভালোবাসা চাকা চাকীর
 বোয়া জাঙ্গি ইকটল দিক মার্শারফি জামাত বিমোটেজমন্ত্রী
 থু কম্পিউটার ক্রিক মার্শারফি এরশাদ সামরিক
 জাফসপার দুদান্ত বিরক্তিকর সন্ধানপোলা
 আখুত্যা পারে লটাও অভিশপ্ত জাফর শিবির
 সুনামখানাপা কিছহুজুর অনেক জাফরশিবির চুদানিরপোলা

প্রথম-আলো ভেঙে রাস্তা সড়ক বাঁধ চালাচলের প্রধান
সরকার সভাপতি ব্যবসায়ী পৌর অবস্থা
টাকা পানিতে ভারত যুক্তরাষ্ট্র খর্ব মৃত্যুযুদ্ধ সরকারি বঙ্গবন্ধু
কোটা-সংস্কার আলোকে প্রকৌশলী এলাকা আইনশৃঙ্খলা ভাঙি
টর্লে ক্রসফায়ার শহরের সঙ্গে জেলার বিষয়ে কোটি অনুপযোগী
সেখার মুজিব গুরুত্ব নীর্বাকী নির্বাচন সিদ্ধির ডুবে
শ্রীমতী মুজিব গ্রাম স্বার্থ মৃত্যুযুদ্ধের-চেতন
ক্রিকেট বেডিবাঁধ গ্রাম্য প্রাধান্যমূলী নির্বাধী পানি চিটাগা
ধলাঘাট ভাংফুটি প্রধানমন্ত্রী নীর্বাকী সাংবিধানিক
ইউনিয়ন মাপসারী একবিবিসিআই কাজ কাল বর্ষণ
পুলিশবিদেশী কিশোরীর নীরবচিৎ বিভিন প্রথম উন্নয়ন উন্নয়ন
আমিম জেলা খালেদা পাকিস্তান কোম্পানি জোয়ার
রাস্তা-ঘাট নদী বণ্ডুতা সংস্কার সাহায্য মেয়র

Figure 3: Frequency word clouds on potential hates, sentiments, and common topics

Finally, we employed fastText for creating the embeddings [22] by the BengFastText model. Instead of learning vectors for words directly, fastText represents each word as an n-gram of characters, which helps capture the meaning of shorter words and allows the embeddings to understand suffixes and prefixes. Once the word is represented using character n-grams, a skip-gram model with negative sampling based on [30] is used to score similarity between

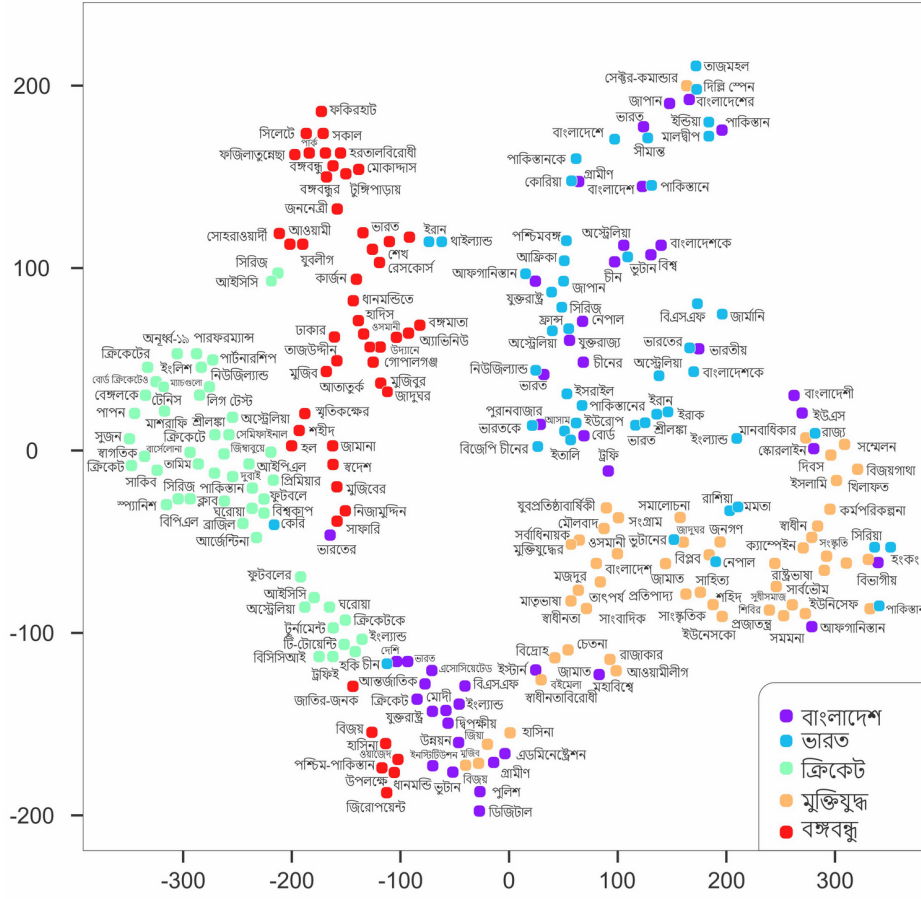


Figure 4: t-SNE representation of the embeddings, where closer words are semantically and statistically more related

a fixed target word w_t and a word within the context w_c to learn the embeddings. This approach intuitively sounds similar to Word2Vec and can be considered to be a CBOW model with a sliding window over a word because no internal structure of the word is taken into account. As long as the characters are within this window, the order of the n-grams does not matter. The difference, however, is that the similarity function is not a direct dot product between the word vectors, rather it is a dot product between two words represented by sums of n-gram vectors. Then a latent text embedding is derived as an average of the word embeddings, and the text embedding is used to predict the label. The overall objective function is to minimize the following loss function [17, 22]:

$$-\frac{1}{N} \sum_{n=1}^N y_n \log(f(BAx_n)) \quad (3)$$

where x_n represents an n-gram feature, A represents the lookup table to an average text embedding, and B converts the embedding to pre-softmax values for each class, while a hierarchical softmax [16] is applied for the text classification [23] given the large number of classes to minimize computational complexity.

4.2 Network construction

In CNN, convolutional filters are used to capture the local dependencies between neighbor words. However, a fixed filter lengths makes CNN model hard to learn overall dependencies of a whole sentence. Following steps are employed to overcome this limitation:

- We consider 3-channel CNN approach by setting a fixed filter size with different sized kernels. This allows a text to be processed at different n-grams at a time. The concatenated vector helps the model to learn how to best integrate these interpretations altogether, which can be considered as a representation vector constructed from every channel concatenating local relationship values.
- Then employ an LSTM layer, which is because an LSTM can preserve long-term dependency among features. Hence, a feature vector constructed by LSTM can carry overall dependencies of a whole sentence more efficiently [24].
- We concatenate both multichannel-CNN and LSTM layers to get a shared feature representation: CNN layers capture local relationship, LSTM layers carry overall relationship).

We expect the shared representation layer containing two vectors to model the non-linearity more efficiently for our tasks, e.g., hate

speech detection, document classification, or sentiment analysis. Given a text expressing hates (hopefully), the MConv-LSTM model either reuse the weight matrix from the pre-trained BengFastText model or generates a word embedding representation by an embedding layer. This means that we utilize two types of word embeddings to train the models: i) we initialize the weights in the embedding layer randomly and let our model learn the embeddings on the fly, ii) we use pre-trained word embeddings from the GloVe, Word2Vec, and BengFastText models to set the weights of our embedding layer as a custom embedding layer.

Using either option, we construct and train the MConv-LSTM network architecture shown in fig. 5 in which the rectified linear unit (ReLU) is used as the activation function for the hidden layers and Softmax in the output layer. Once the word embedding layer maps each text as a ‘sequence’ into a real vector domain, the embedding representation is fed into both LSTM and multi-CNN layers towards getting a shared feature representation. To capture both the local and global relationships, we extended the Conv-LSTM network proposed in literature [45] in which each input X_1, X_2, \dots, X_t , cell outputs C_1, C_2, \dots, C_t , hidden states H_1, H_2, \dots, H_t , and gates i_t, f_t, o_t of the network [46]. Conv-LSTM determines the future state of a certain cell in the input hyperspace by the inputs and past states of its local neighbors, which is achieved by using a conv operator in the state-to-state and input-to-state transitions as [45]:

$$i_t = \sigma(W_{xi} * X_t + W_{hi} * H_{t-1} + W_{ci} \circ C_{t-1} + b_i) \quad (4)$$

$$f_t = \sigma(W_{xf} * X_t + W_{hf} * H_{t-1} + W_{cf} \circ C_{t-1} + b_f) \quad (5)$$

$$C_t = f_t \circ C_{t-1} + i_t \circ \tanh(W_{xc} * X_t + W_{hc} * H_{t-1} + b_c) \quad (6)$$

$$o_t = \sigma(W_{xo} * X_t + W_{ho} * H_{t-1} + W_{co} \circ C_t + b_o) \quad (7)$$

$$H_t = o_t \circ \tanh(C_t) \quad (8)$$

In the above equation, ‘*’ denotes the conv operator and ‘o’ is the entrywise multiplication of two matrices of the same dimension. The second LSTM layer emits an output ‘H’, which is then reshaped into a feature sequence and feed into fully connected layers to make the prediction at the next step and as an input at the next time step. Intuitively, an LSTM layer treats an input feature space of 100×300 and it’s embedded feature vector’s dimension as timesteps and outputs 100 hidden units per timestep. Once the embedding layer passes an input feature space 100×300 into three channels (i.e. a multi-1D convolutional layer) with 100 filters each but with different kernel-size of 4, 6 and 8, respectively (i.e. 4-grams, 6-grams, and 8-grams of hate speech text).

We pad the input such that the output has the same length as the original input. Then the output of each convolutional layer is pass to three separate dropout layers to regularize learning to avoid overfitting [40]. Intuitively, this can be thought of as randomly removing a word in sentences and forcing the classification not to rely on any individual words. This involves the input feature space into a 100×100 representation, which is then further down-sampled by three different 1D max pooling layers, each having a pool size of 4 along the word dimension, each producing an output of shape 25×100 . Where each of the 25 dimensions can be considered as an ‘extracted feature’. Each max pooling layer follows to ‘flatten’ the

output space by taking the highest value in each timestep dimension. This produces a 1×100 vector, which forces words that are highly indicative of interest. Then these vectors as two information channels (from CNN + LSTM) are then concatenated and fed into the neural network after passing through another dropout layer. Finally, the concatenated representation is passed to a fully connected Softmax to predict a probability distribution over the classes for the specific tasks.

4.3 Network training

The first-order gradient-based AdaGrad optimizer is used to learn model parameters with varying learning rates and a batch size of 128 to optimize the cross-entropy loss (categorical cross-entropy in case of document classification and hate speech detection and binary cross-entropy loss in case of sentiment analysis) of the predicted label of the text P vs the actual label of the text T.

$$L = \sum_{i,j,k} T_{i,j,k} \log P_{i,j,k} + (1 - T_{i,j,k}) \log (1 - P_{i,j,k}) \quad (9)$$

We perform hyperparameters optimization with random search and 5-fold cross-validation. Further, we observed the performance by adding Gaussian noise layers, followed by Conv and LSTM layers to improve model generalization and reduce overfitting. Out of vocabulary (OOV), particularly in word embedding models, is a known issue. The OOV cannot be tackled by existing language models like Polyglot, Word2Vec, and GloVe. This potential issue with the pre-trained Word2Vec model were addressed based on [44]: i) randomly setting the OOV word vector following a continuous uniform distribution, ii) randomly selecting an in-vocabulary word from the pretrained model to use its vector.

For the latter, surrounding-contexts are considered, given that a low-magnitude vector may not be appropriate at the start of training [7]. Both settings are found to be empirically helpful in our experiments. However, the latter outperformed the former. Other options could have been employed to get rid of OOV e.g. morphological classes [31] or character-word LSTM language models [42] but are particularly applied to non-Bengali languages such as English and Dutch languages.

5 EXPERIMENTS

In this section, we discuss the results of the experiments based on and without the pre-trained BengFastText model. In addition, we provide a comparative analysis between BengFastText and baseline embedding methods: Word2Vec and GloVe.

5.1 Experiment setup

All the methods were implemented in Python⁷ and experiments are carried out on a machine having a core i7 CPU, 32GB of RAM and Ubuntu 16.04 OS. The software stack consisting of Scikit-learn and Keras with the TensorFlow GPU backend, while the network training is performed on a Nvidia GTX 1050 GPU with CUDA and cuDNN enabled to make the overall pipeline faster. Open source

⁷<https://github.com/rezacsedu/BengFastText>

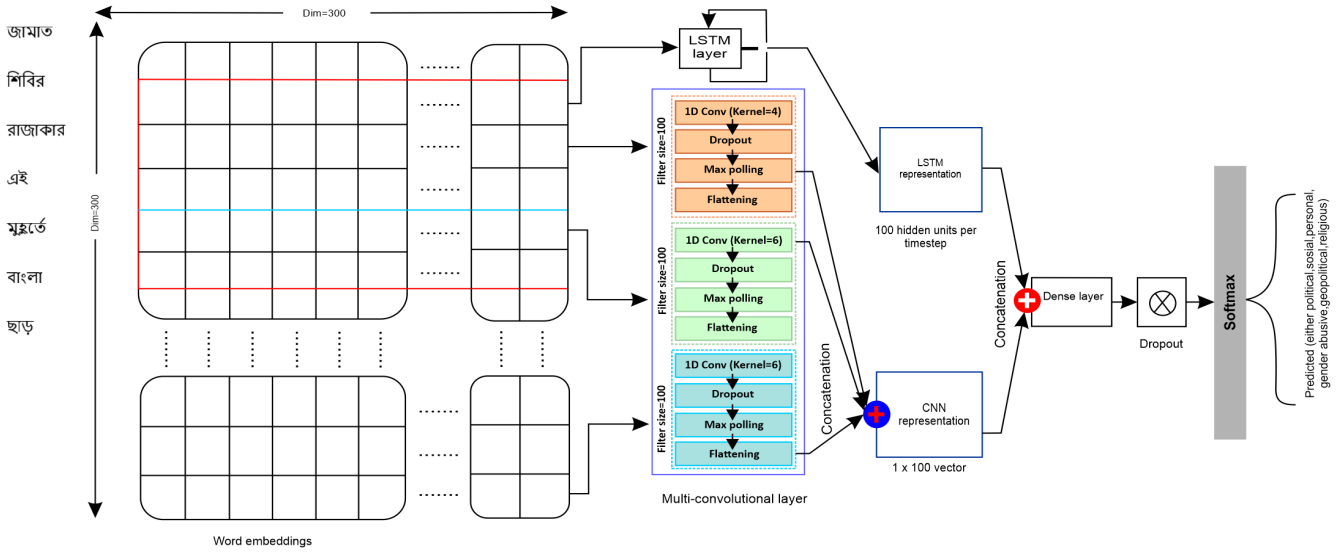


Figure 5: A schematic representation of the MConv-LSTM network, which starts from taking an input into a n -dimensional embedding hyperspace and passing to both CNN and LSTM layers before getting a concatenated vector representation to fed through dense, dropout, and Softmax layers for predicting the hate class

implementations of Word2Vec⁸, fastText⁹, and GloVe¹⁰ are used to create the embeddings. For each experiment, 80% of the data is used for the training with 5-fold cross-validation and testing the trained model on 20% held-out data. Results based on best hyperparameters produced through empirical random search are reported here (results based on embedding model are marked with + in subsequent tables).

We trained LR, SVM, KNN, NB, RF, and GBT as baseline models using character n -grams and word uni-grams with TF-IDF weighting. Additionally, we report the results based on Word2Vec and GloVe embeddings methods. We report our results using macro-averaged precision, recall, and F1-score since the dataset is imbalanced. In case of hate speech detection, standard precision, recall, and F1-score are used. For the sentiment analysis, Matthias Correlation Coefficient (MCC) and AUC score are measured the performance of the classifier. Finally, we perform model averaging ensemble (MAE) of the top-3 models to report the final prediction.

5.2 Analysis of document classification

As shown in fig. 6, classical models, specially KNN and NB, often confused economics and international related topics and managed to classify them 45% and 35% of cases correctly. This is because a document from both these categories contains common words and topics discussing finance, development, share market, intentional affairs, and politics. Further, as shown in table 1, the MConv-LSTM model also confused between similar categories plus the sports. However, for state-related topics, both classic and MConv-LSTM classifiers perform quite well.

⁸Word2Vec: <https://radimrehurek.com/gensim/models/word2vec.html>

⁹fastText: <https://github.com/Kyubyong/wordvectors>

¹⁰GloVe: <http://nlp.stanford.edu/projects/glove/>

Each model’s performance is then evaluated after initializing network’s weights using the pre-trained BengFastText model. Using the latter approach, the accuracy increased by 2.0 to 9.45 points weighted F1 (except NB, which performed even worse with the word embeddings). As shown in table 4, among standalone classifier, most significant boost was with MConv-LSTM by 8.75%, which is about 12% improvement compared to the previous results. Overall, MAE gives 9.45% boost, which is 1.3% better than the second best MConv-LSTM showing robustness of our approach.

5.3 Analysis of hate speech detection

We evaluated the model with and without initializing network weight using pretrained BengFastText model. Using the pretrained word embeddings, the overall accuracy is increased by 2.15 to 7.27 points weighted F1 as shown in table 5. Nevertheless, each classifier’s performance improved with the pretrained word embeddings except for the NB (performs the worst with only 69.3% accuracy). Among tree-based classifiers, GBT performs the best giving as much as 86.2% accuracy, which is the best among classic models as well. Overall, MAE gives 7.27% boost, which is already 1.10% better than the second best MConv-LSTM (that performs best as a standalone classifier giving 7.15% improvement).

This analysis can be further validated by calibrating the best performing Conv-LSTM classifier against different embedding methods for which the output probability of the classifier can be directly interpreted as a confidence level in terms of ‘fraction of positives’ as shown in fig. 8. As seen the Conv-LSTM classifier gave a probability value between 0.82 to 0.93, which means 93% predictions belong to true positive predictions generated by the BengFastText.

Table 4: Document classification performance based on embedding methods

Embedding method	Classifier	Precision	Recall	F1
BengFastText	LR	0.754+3.8%	0.763+3.9%	0.756+3.85%
	NB	0.734-2.11%	0.736-2.10%	0.737-2.0%
	SVM	0.766+3.9%	0.737+3.75%	0.739+3.65%
	KNN	0.741+2.85%	0.745+2.75%	0.748+2.55%
	GBT	0.825+5.65%	0.825+5.91%	0.826+5.85%
	RF	0.813+5.7%	0.815+6.3%	0.822+6.24%
	MConv-LSTM	0.871+8.75%	0.883+8.62%	0.871+8.75%
GloVe	MAE	0.883+9.45%	0.886+9.25%	0.892+9.45%
	LR	0.725+1.7%	0.731+1.5%	0.723+1.7%
	NB	0.692-3.25%	0.701-3.1%	0.693-3.2%
	SVM	0.724+2.2%	0.724+2.2%	0.718+2.4%
	KNN	0.715+2.75%	0.716+2.54%	0.718+2.45%
	GBT	0.772+2.32%	0.785+2.45%	0.779+2.65%
	RF	0.792+4.15%	0.792+4.65%	0.795+4.75%
Word2Vec	MConv-LSTM	0.834+6.4%	0.846+7.12%	0.846+7.31%
	MAE	0.859+7.4%	0.867+7.2%	0.864+7.5%
	LR	0.746+2.4%	0.752+2.6%	0.749+2.7%
	NB	0.721-2.15%	0.717-2.1%	0.719-2.2%
	SVM	0.741+2.7%	0.732+2.5%	0.736+2.6%
	KNN	0.732+3.4%	0.725+3.6%	0.728+3.5%
	GBT	0.806+4.854%	0.815+4.9%	0.810+5.1%
	RF	0.792+5.6%	0.781+5.4%	0.786+5.5%
	MConv-LSTM	0.851+7.9%	0.862+8.0%	0.856+8.1%
	MAE	0.865+8.5%	0.876+9.1%	0.870+8.8%

Predicted category	State	2151 1.43%	3 0.00%	44 0.03%	12 0.01%	333 0.22%	2543 84.59%
							15.41%
	Economy	31 0.02%	7447 4.95%	299 0.20%	225 0.15%	447 0.30%	8449 88.14%
							11.86%
	International	125 0.08%	96 0.06%	4989 3.32%	555 0.37%	358 0.24%	6123 81.48%
							18.52%
Entertainment	40 0.03%	198 0.13%	253 0.17%	14757 9.81%	332 0.22%	15580 94.72%	
						5.28%	
Sports	5269 3.50%	4827 3.21%	7401 4.92%	4870 3.24%	95429 63.41%	117796 88.03%	
						11.97%	
sum_col	7616 28.24%	12571 58.24%	12986 38.42%	20419 72.27%	96899 98.48%	150491 88.41%	
	71.76%	88.78%	61.08%	27.73%	1.42%	17.09%	
	State	Economy	International	Entertainment	Sports	sum_row	
Actual category							

(a) Without pretrained word embeddings

Predicted category	State	5447 3.62%	51 0.03%	133 0.09%	45 0.03%	1636 1.09%	7312 78.49%
							25.01%
	Economy	56 0.04%	11172 7.42%	297 0.20%	162 0.11%	819 0.54%	12506 89.33%
							10.47%
	International	144 0.10%	203 0.13%	10972 7.29%	135 0.09%	976 0.65%	12430 88.27%
							11.74%
Entertainment	84 0.06%	289 0.19%	306 0.20%	19815 13.17%	437 0.29%	20931 94.67%	
						5.37%	
Sports	1885 1.25%	856 0.57%	1278 0.85%	262 0.17%	93031 61.82%	97312 88.80%	
						4.40%	
sum_col	7616 73.52%	12571 88.87%	12986 84.49%	20419 97.04%	96899 96.01%	150491 81.13%	
	28.48%	11.13%	10.53%	2.96%	3.99%	6.68%	
	State	Economy	International	Entertainment	Sports	sum_jin	
	Actual category						

(b) Using pretrained word embeddings**Figure 6: Confusion matrix of the MConv-LSTM model for document classification**

5.4 Performance of sentiment analysis

Table 6 summarizes the results of sentiment analysis, which again suggest that each model performs better with the pre-trained word embeddings, measured by the MCC showing strong positive relationships. This result suggests that the predictions were strongly correlated with the ground truth, yielding a Pearson product-moment correlation coefficient higher than 0.65 for all the classifiers. This is because MConv-LSTM model learns better with the pre-trained word embeddings, which why it gives about 5.49% boost compared to without pre-trained word embeddings in terms of AUC score. Overall, the MEA gives 7.85% improvement.

On the other hand, AUC score of the classifier found to be the highest is also generated by the MConv-LSTM network, which is at

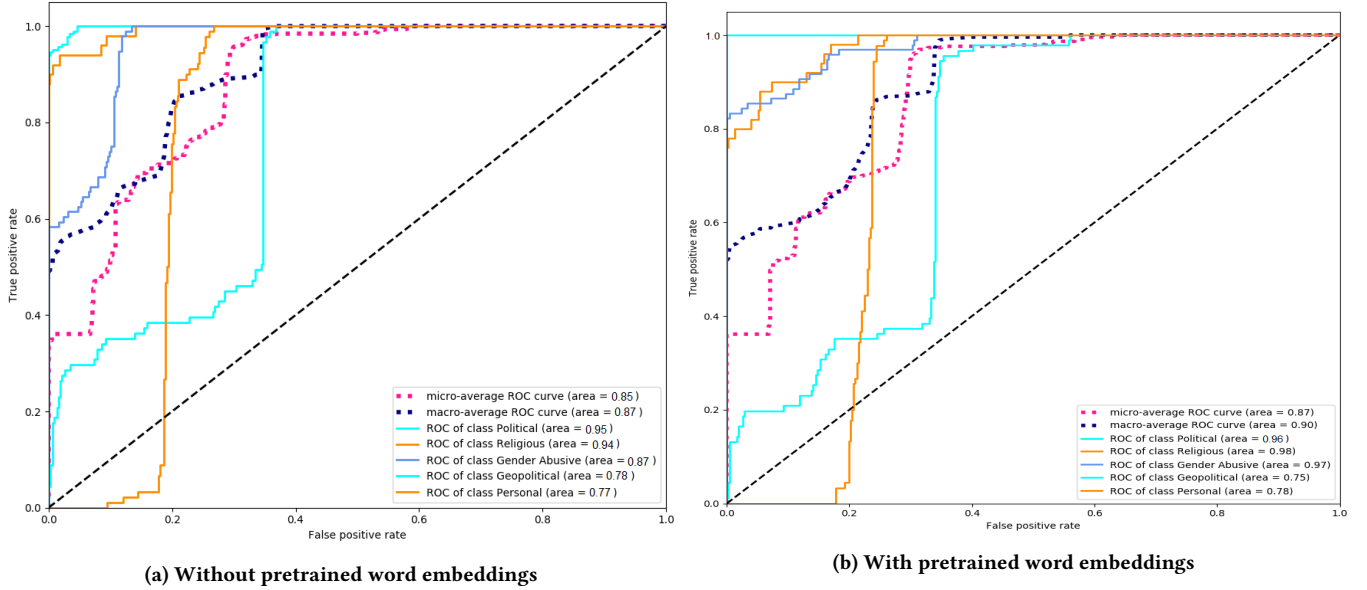
least 2% better than the second-best score by the RF classifier but the worst performance was recorded by the LR classifier. The ROC curves generated by the MConv-LSTM model are shown in fig. 7a and fig. 7b. As seen AUC scores are consistent across folds and This signifies that the predictions by the MConv-LSTM model are much better than random guessing.

5.5 Effects of feature selection

Based on the results for each classification task, it is obvious that feature selection can be a very powerful technique to improve the performance of classic methods especially with NB, SVM, KNN, and tree-based approaches. Contrarily, although LR is intrinsically simple, has low variance, and less prone to over-fitting, feature selector based on this may be discriminating features very aggressively.

Table 5: Performance of hate speech detection based on embedding methods

Embedding method	Classifier	Precision	Recall	F1
BengFastText	LR	0.723+2.21%	0.727+2.25%	0.723+2.15%
	NB	0.691-1.05%	0.694 - 1.12%	0.693 - 1.15%
	SVM	0.735+2.54%	0.729+2.90%	0.728+2.25%
	KNN	0.716+2.61%	0.711+2.52%	0.712+2.32%
	GBT	0.842+5.37%	0.845+5.41%	0.845+5.79%
	RF	0.861+6.25%	0.857+4.91%	0.862+5.32%
	MConv-LSTM	0.881+7.25%	0.883+7.54%	0.882+7.15%
GloVe	MAE	0.894+7.45%	0.896+7.65%	0.891+7.27%
	LR	0.718+1.54%	0.715+1.65%	0.716+1.40%
	NB	0.672-2.21%	0.673 - 2.12%	0.681 - 2.15%
	SVM	0.724+2.92%	0.726+2.75%	0.726+2.65%
	KNN	0.715+2.7%	0.716+2.75%	0.714+2.53%
	GBT	0.823+4.772%	0.825+5.11%	0.824+5.17%
	RF	0.818+5.93%	0.824+4.72%	0.821+6.10%
Word2Vec	MConv-LSTM	0.827+6.12%	0.822+6.12%	0.824+6.11%
	MAE	0.831+6.55%	0.834+6.65%	0.837+6.9%
	LR	0.69+1.75%	0.70+2.6%	0.71+1.25%
	NB	0.65-2.5%	0.66 - 2.2%	0.67 - 1.6%
	SVM	0.69+2.1%	0.70+1.75%	0.77+2.6%
	KNN	0.70+2.5%	0.71+2.6%	0.71+2.5%
	GBT	0.806+4.854%	0.815+4.9%	0.810+5.1%
	RF	0.74+5.6%	0.75+4.7%	0.74+5.3%
	MConv-LSTM	0.77+5.7%	0.78+5.5%	0.78+5.8%
	MAE	0.79+6.45%	0.80+6.25%	0.79+6.7%

**Figure 7: ROC curves of cross-validated MConv-LSTM model(hate speech detection)**

This forces the model to lose some useful features, which results in lower performance. While investigating alternative feature selection algorithms, e.g., recursive feature elimination or genetic algorithms is beyond the scope of this research.

Another reason could be the size of the training data, which is comparatively small, i.e., hate speech dataset. However, tree-based approaches such as RF and GBT perform quite better compared to NB, SVM, and KNN, especially, NB which even performs worse with pre-trained word embeddings. One potential reason behind such worse performance of NB is that it's conditional independence assumption, which assumes features are independent of one another when conditioned upon class labels, was rarely accurate in our case. Compared to classic models, neural network based MConv-LSTM models seems to be much better (about 3 to 4%) as it outperforms the best performing classic GBT model in F1-score, which is probably

because neural networks managed to capture abstract features that couldn't be modeled by classic models.

5.6 Effects of number of samples

To understand the effects of having more training samples, and to understand if our classifiers suffer more from variance errors or bias errors, we observed the learning curves of top-3 classifiers (i.e., RF, GBT, and MConv-LSTM) and SVM (a linear model) for varying numbers of training samples in case of document classification.

As shown in fig. 9, both the validation and training scores converge to a value, which is too low with increasing size of the training set. Hence, SVM didn't benefit much from more training samples. However, since RF and GBT are tree-based ensemble methods and MConv-LSTM model learn more complex concepts producing lower

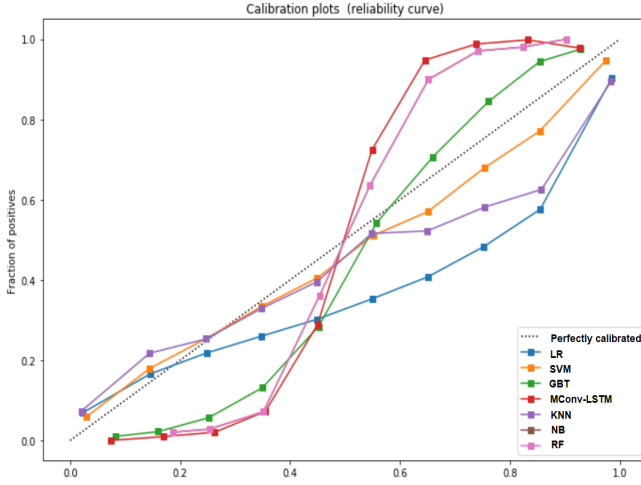


Figure 8: Calibrating classifiers on word embeddings using BengFastText showing reliability curves

Table 6: Performance of sentiment analysis

Embedding method	Classifier	MCC	AUC
BengFastText	LR	0.652+2.9%	0.76+2.8%
	NB	0.653 + 3.25%	0.77 + 2.32%
	SVM	0.694+2.25%	0.79+2.45%
	KNN	0.701+2.12%	0.80+3.33%
	GBT	0.715+3.18%	0.85+3.91%
	RF	0.727+3.67%	0.86+4.26%
	MConv-LSTM	0.746+5.49%	0.87+7.13%
MAE		0.758+7.85%	0.88+7.42%
GloVe	LR	0.646+2.9%	0.75+1.75%
	NB	0.644 + 2.10%	0.76 + 2.11%
	SVM	0.681+1.85%	0.78+2.51%
	KNN	0.695+2.22%	0.79+2.28%
	GBT	0.707+2.63%	0.84+2.67%
	RF	0.719+2.45%	0.85+3.17%
	MConv-LSTM	0.736+4.76%	0.86+5.78%
MAE		0.734+6.62%	0.87+5.29%
Word2Vec	LR	0.634+2.6%	0.73+2.7%
	NB	0.645 + 2.25%	0.71 + 2.40%
	SVM	0.677+1.75%	0.77+1.5%
	KNN	0.662+3.2%	0.78+3.3%
	GBT	0.683+3.5%	0.83+3.8%
	RF	0.692+4.5%	0.82+4.3%
	MConv-LSTM	0.705+6.4%	0.83+6.5%
MAE		0.716+8.1%	0.85+7.4%

bias, the training scores are much higher than the validation scores for the maximum number of samples, i.e., adding more training samples has increased model’s generalization.

5.7 Comparison with baseline embeddings

Our empirical study finds that almost every classifier performs poorly across every supervised learning task that are based on the embeddings generated by BengFastText method compared to Word2Vec and GloVe, as shown in table 4, table 3, and table 2. In particular, except for the sentiment analysis task in which classifiers performance were consistent, whereas each classifier’s performance were clearly boosted based on embeddings generated by the BengFastText model, whereas. Further, an initial experiment based on Polyglot embedding method shows that it failed to capture the semantic contexts from texts, which is probably because Polyglot uses only 64 dimensions for the embeddings.

Although classifiers trained on embeddings from Word2Vec model work well across tasks, the online scanning approach used by Word2Vec is sub-optimal since the global statistical information regarding word co-occurrences does not fully exploited [34]. GloVe, on the other hand, performed better than that of Word2Vec since it produces a vector space with meaningful substructure and performs consistently well in word analogy tasks and outperforms related models on similarity tasks and named entity recognition [34].

Further, Word2Vec and GloVe both failed to provide any vector representation for words that are not in the model dictionary, i.e., not resilient against OOV. Hence, the approach used to tackle the OOV in our approach (i.e., randomly assigned word out of in-vocabulary words list from the pretrained model by considering the surrounding-contexts) won’t give accurate embeddings [7]. On the other hand, fastText performed much better compared to other embedding methods since fastText works well with rare words. Thus, even if a word was not seen during the training, it can be broken down into n-grams to get it’s corresponding embeddings.

6 CONCLUSION AND OUTLOOK

In this paper, we provide three different classification benchmarks for under-resourced Bengali language, which is based on word embeddings and a deep neural network architecture called MConv-LSTM. The largest BengFastText word embedding model, which is built on 250 million Bengali articles seems able to sufficiently capture the semantics of words. To show the effectiveness of our approach, we prepared three datasets of hate speech, sentiment analysis, and commonly discussed topics. Then we experimented on three use cases: hate speech detection, sentiment analysis, and text classification, using a method that combines CNN and LSTM networks with dropout and pooling, which is found to empirically improve classification accuracy across all use cases. We also conducted comparative evaluations on all of these datasets and show that the proposed method outperformed classic models across metrics and use cases.

Nevertheless, we provided the results based on other Bengali language embedding methods like fastText and Polyglot. Our results show that approaches based on BengFastText embeddings clearly outperformed Word2Vec and GloVe-based ones. Classic methods that depend on pre-engineered features do not require sophisticated feature engineering but using automatic feature selection techniques on generic features e.g. n-grams can, in fact, produce better results. As research suggests character-based features to be more effective than word-based ones, taking this into account, we experienced better results with MConv-LSTM using only word-based features, which is likely due to the superiority in the network architecture. Results of different experiments showed that feature selection with drop-out, Gaussian noise layer, and pooling can significantly enhance the learning capabilities to MConv-LSTM towards through better training and learning.

Research also found that misspellings of words often appeared in up to 15% of web search queries [35]. Such misspellings words are also responsible for the OOV (apart from other issues like abbreviations, slang, etc.) in language models. Likewise, a recent language model called Misspelling Oblivious Word Embeddings (MOWE) [35] in the context of Bengali language to generate word embeddings.

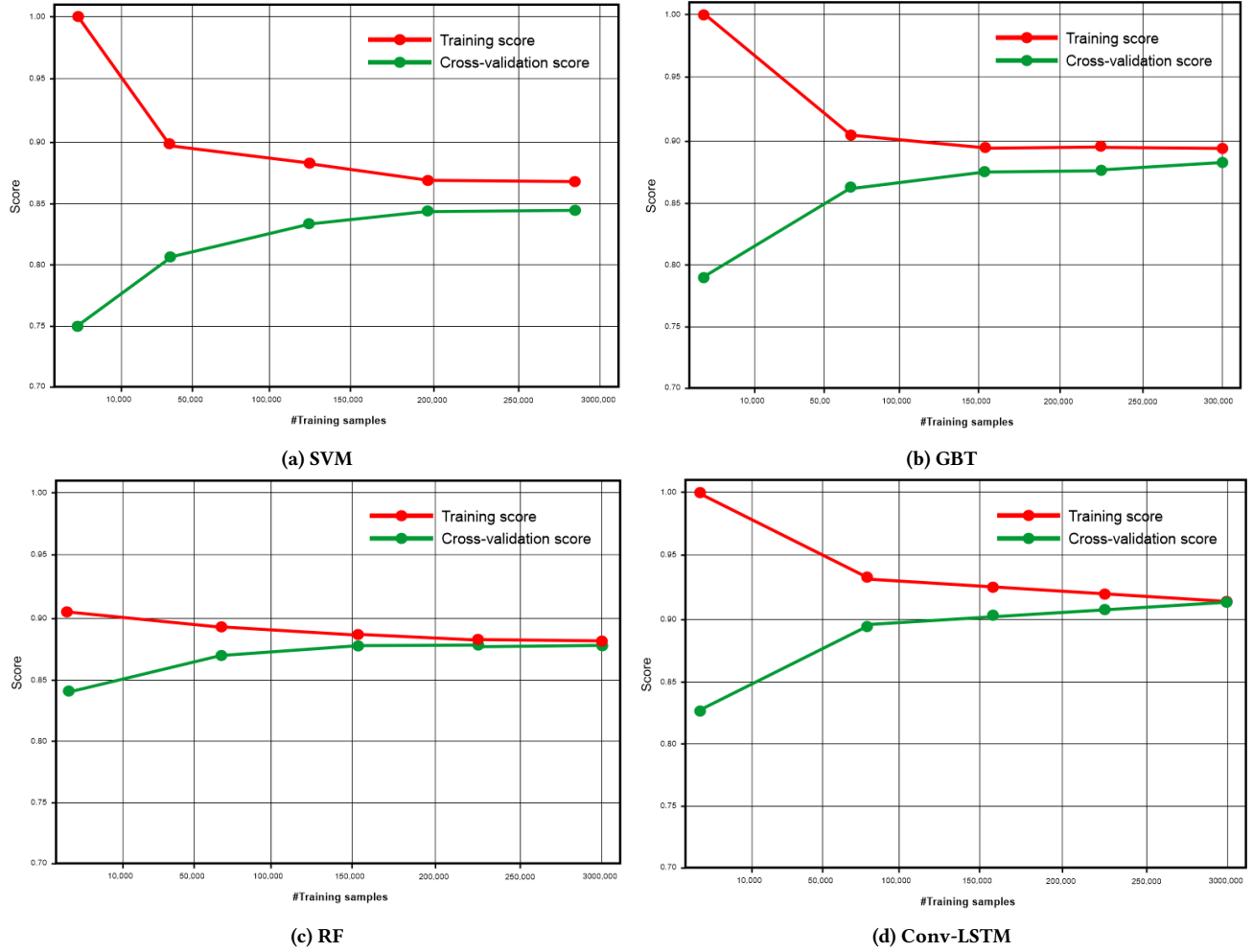


Figure 9: Learning curves with validation and training scores of top classifiers

MOWE, which is a combination of fastText and a supervised learning technique tries to embed misspelled words close to their correct context and variants. This makes MOWE resilient to misspellings.

In the future, we intend to employ MOWE-based approach to generate the embeddings and explore other possibilities such as i) building and training a likely more robust neural network by stacking multiple conv and bidirectional-LSTM layers, which are good for extracting hierarchical features, ii) using Bidirectional Encoder Representations from Transformers (BERT) [12] (based on deep bidirectional representations from unlabeled text by jointly conditioning on both left and right context in all layers) for solving similar problem even without using word embeddings, iii) integrating user-centric features, e.g., frequency of a user detected for posting hate speech and the user's interaction with others, iv) studying and quantifying the difference between hate speech, abusive or offensive language, and cyber-bullying, v) further break sentiment polarities down into specific categories, e.g., sentiment toward Cricket, electronics, food, or celebrities.

ACRONYMS

Acronyms and their full forms used in this paper are as follows:

BERT Bidirectional Encoder Representations from Transformers	ML Machine Learning
CNN Convolutional Neural Networks	MCC Matthias Correlation Coefficient
CSPlang Creative Political Slang	MAE Model Averaging Ensemble
CRF Conditional Random Field	MOWE Misspelling Oblivious Word Embeddings
DT Decision Trees	NER Named Entity Recognition
DL Deep Learning	NB Naïve Bayes
GBT Gradient Boosted Trees	NLP Natural Language Processing
GRU Gated Recurrent Unit	OOV Out-of-vocabulary
LR Logistic Regression	PoS Part-of-speech
LSTM Long Short-term Memory	RF Random Forest
MConv-LSTM Multichannel Convolutional-LSTM	ReLU Rectified Linear Unit
	SVM Support Vector Machines.

REFERENCES

- [1] Adnan Ahmad and Mohammad Ruhul Amin. 2016. Bengali word embeddings for solving document classification problem. In *19th IEEE Intl. Conf. on ICCIT*. 425–430.
- [2] Chowdhury Alam. 2016. Bidirectional LSTMs with CRFs networks for bangla POS tagging. In *19th IEEE intl. Conf. on ICCIT*. 377–382.
- [3] Wafa Alorainy, Pete Burnap, Han Liu, and Matthew Williams. 2018. Cyber Hate Classification: Othering Language And Paragraph Embedding. *arXiv preprint arXiv:1801.07495* (2018).

- [4] Rami Alrfou and Steven Skiena. 2013. Polyglot: Distributed Word Representations for Multilingual NLP. In *Proc. of the 17th Intl. Conference on Computational Natural Language Learning*. Association for Computational Linguistics, 183–192. <http://aclweb.org/anthology/W13-3520>
- [5] Laurent Besacier, Etienne Barnard, Alexey Karpov, and Tanja Schultz. 2014. Automatic speech recognition for under-resourced languages: A survey. *Speech Communication* 56 (2014), 85–100.
- [6] Jiang Bian, Bin Gao, and Tie-Yan Liu. 2014. Knowledge-powered deep learning for word embedding. In *Joint European conf. on ML-KDD*. Springer, 132–148.
- [7] Piotr Bojanowski, Edouard Grave, Armand Joulin, and Tomas Mikolov. 2017. Enriching Word Vectors with Subword Information. *Transactions of the Association for Computational Linguistics* 5 (2017), 135–146.
- [8] Abhisek Chakrabarty and Utpal Garain. 2016. BenLem (A Bengali Lemmatizer) and Its Role in WSD. *ACM Transactions on Asian and Low-Resource Language Information Processing* 15, 3 (2016), 12.
- [9] Bharathi Raja Chakravarthi, Mihael Arcan, and John P. McCrae. 2018. Improving Wordnets for Under-Resourced Languages Using Machine Translation. In *Proceedings of the 9th Global WordNet Conference*.
- [10] Long Chen and Fajie Yuan. 2018. Jose, and Weinan Zhang. 2018. Improving negative sampling for word representation using self-embedded features. In *Proc. of the Eleventh ACM Intl. Conf. on Web Search and Data Mining*. ACM, 99–107.
- [11] Thomas Davidson, Dana Wamsley, Michael Macy, and Ingmar Weber. 2017. Automated hate speech detection and the problem of offensive language. *arXiv preprint arXiv:1703.04009* (2017).
- [12] Jacob Devlin, Ming-Wei Chang, Kenton Lee, and Kristina Toutanova. 2018. Bert: Pre-training of deep bidirectional transformers for language understanding. *arXiv preprint arXiv:1810.04805* (2018).
- [13] Asif Ekbal, Md Hasanuzzaman, and Sivaji Bandyopadhyay. 2009. Voted approach for part of speech tagging in Bengali. In *Proc. of the 23rd Pacific Asia Conf. on Language, Information and Computation*, Vol. 1.
- [14] Mai ElSherief, Vivek Kulkarni, Dana Nguyen, William Yang Wang, and Elizabeth M. Belding. 2018. Hate Lingo: A Target-Based Linguistic Analysis of Hate Speech in Social Media. In *Proceedings of the Twelfth International Conference on Web and Social Media, ICWSM 2018, Stanford, California, USA, June 25-28, 2018*. 42–51. <https://aaai.org/ocs/index.php/ICWSM/ICWSM18/paper/view/17910>
- [15] Paula Fortuna and Sérgio Nunes. 2018. A Survey on Automatic Detection of Hate Speech in Text. *ACM Computing Surveys (CSUR)* 51, 4 (2018), 85.
- [16] Joshua Goodman. 2001. Classes for fast maximum entropy training. *arXiv preprint cs/0108006* (2001).
- [17] Edouard Grave, Piotr Bojanowski, Prakhar Gupta, Armand Joulin, and Tomas Mikolov. 2018. Learning Word Vectors for 157 Languages. In *Proceedings of the International Conference on Language Resources and Evaluation (LREC 2018)*.
- [18] Nabil Hossain and Henry Kautz. 2018. Discovering Political Slang in Readers’ Comments. *New York Times* 16 (2018), 873–421.
- [19] MS Islam. 2009. Research on Bangla language processing in Bangladesh: progress & challenges. In *8th Intl. Language & Development Conf.* 23–25.
- [20] Md Islam, Fazla Elahi Md Jubayer, Syed Ikhtiar Ahmed, et al. 2017. A comparative study on different types of approaches to Bengali document categorization. *arXiv preprint arXiv:1701.08694* (2017).
- [21] R. IzsÁfak. 2015. Hate speech and incitement to hatred against minorities in the media. *UN Humans Rights Council, A/HRC/28/64* (2015).
- [22] Armand Joulin, Edouard Grave, Piotr Bojanowski, Matthijs Douze, H  rve J  gou, and Tomas Mikolov. 2016. FastText.zip: Compressing text classification models. *arXiv preprint arXiv:1612.03651* (2016).
- [23] Armand Joulin, Edouard Grave, Piotr Bojanowski, and Tomas Mikolov. 2016. Bag of tricks for efficient text classification. *arXiv preprint arXiv:1607.01759* (2016).
- [24] Md Rezaul Karim, Michael Cochez, Joao Bosco Jares, Mamta Uddin, Oya Beyan, and Stefan Decker. 2019. Drug-Drug Interaction Prediction Based on Knowledge Graph Embeddings and Convolutional-LSTM Network. In *Proceedings of the 10th ACM International Conference on Bioinformatics, Computational Biology and Health Informatics*. ACM, 113–123.
- [25] Muhammad Khan, Md Karim, and Yangwoo Kim. 2018. A Two-Stage Big Data Analytics Framework with Real World Applications Using Spark Machine Learning and Long Short-Term Memory Network. *Symmetry* 10, 10 (2018), 485.
- [26] Muhammad Ashfaq Khan, Md Karim, Yangwoo Kim, et al. 2019. A Scalable and Hybrid Intrusion Detection System Based on the Convolutional-LSTM Network. *Symmetry* 11, 4 (2019), 583.
- [27] Rohan Kshirsagar, Tyus Cukuvac, Kathleen McKeown, and Susan McGregor. 2018. Predictive Embeddings for Hate Speech Detection on Twitter. *arXiv preprint arXiv:1809.10644* (2018).
- [28] Muniur Mansur. 2006. *Analysis of n-gram based text categorization for Bangla in a newspaper corpus*. Ph.D. Dissertation. BRAC University.
- [29] Tomas Mikolov, Kai Chen, and Jeffrey Dean. 2013. Efficient estimation of word representations in vector space. *arXiv preprint arXiv:1301.3781* (2013).
- [30] Tomas Mikolov, Ilya Sutskever, Kai Chen, Greg S Corrado, and Jeff Dean. 2013. Distributed representations of words and phrases and their compositionality. In *Advances in neural information processing systems*. 3111–3119.
- [31] Thomas M  ller and Hinrich Sch  tze. 2011. Improved modeling of out-of-vocabulary words using morphological classes. In *Proc of the 49th Annual Meeting of the ACL: Human Language Technologies: Vol. 2*. ACL, 524–528.
- [32] John Nockleby. 2000. Hate speech. *Encyclopedia of American constitution* 3 (2000).
- [33] Alexandra Olteanu, Carlos Castillo, Jeremy Boy, and Kush R Varshney. 2018. The Effect of Extremist Violence on Hateful Speech Online. *arXiv preprint arXiv:1804.05704* (2018).
- [34] Jeffrey Pennington, Richard Socher, and Christopher Manning. 2014. Glove: Global vectors for word representation. In *Proceedings of the 2014 conference on empirical methods in natural language processing (EMNLP)*. 1532–1543.
- [35] Aleksandra Piktus, Necati Bora Edizel, Piotr Bojanowski, Edouard Grave, Rui Ferreira, and Fabrizio Silvestri. 2019. Misspelling Oblivious Word Embeddings. In *Proceedings of the 2019 Conference of the North American Chapter of the Association for Computational Linguistics: Human Language Technologies, Volume 1 (Long and Short Papers)*. 3226–3234.
- [36] Md Atikur Rahman and Emon Kumar Dey. 2018. Datasets for Aspect-Based Sentiment Analysis in Bangla and Its Baseline Evaluation. *Data* 3, 2 (2018), 15.
- [37] Manoel Horta Ribeiro, Pedro H. Calais, Yuri A. Santos, Virg  lio A. F. Almeida, and Wagner Meira Jr. 2018. Characterizing and Detecting Hateful Users on Twitter. In *Proceedings of the Twelfth International Conference on Web and Social Media, ICWSM 2018, Stanford, California, USA, June 25-28, 2018*. 676–679. <https://aaai.org/ocs/index.php/ICWSM/ICWSM18/paper/view/17837>
- [38] Joni Salminen, Hind Almerikhi, and Milenkov. 2018. Anatomy of Online Hate: Developing a Taxonomy and Machine Learning Models for Identifying and Classifying Hate in Online News Media.. In *ICWSM*. 330–339.
- [39] Joni Salminen, Hind Almerikhi, Milica Milenkovic, and Jung. 2018. Anatomy of Online Hate: Developing a Taxonomy and Machine Learning Models for Identifying and Classifying Hate in Online News Media.. In *ICWSM*. 330–339.
- [40] Nitish Srivastava, Geoffrey Hinton, Alex Krizhevsky, Ilya Sutskever, and Ruslan Salakhutdinov. 2014. Dropout: a simple way to prevent neural networks from overfitting. *The Journal of Machine Learning Research* 15, 1 (2014), 1929–1958.
- [41] Sakawat Hosain Sumit, Md Zakir Hossan, Tareq Al Muntasir, and Tanvir Sourov. 2018. Exploring Word Embedding For Bangla Sentiment Analysis. In *Intl. Conf. on Bangla Speech and Language Processing (ICBSLP)*, Vol. 21. 22.
- [42] Lyan Verwimp, Joris Pelemans, Patrick Wambacq, et al. 2017. Character-word LSTM language models. *arXiv preprint arXiv:1704.02813* (2017).
- [43] Zeerak Waseem and Dirk Hovy. 2016. Hateful symbols or hateful people? predictive features for hate speech detection on twitter. In *Proc. of the NAACL student research workshop*. 88–93.
- [44] Xiaocong Wei, Hongfei Lin, Liang Yang, and Yuhai Yu. 2017. A convolution-lstm-based deep neural network for cross-domain MOOC forum post classification. *Information* 8, 3 (2017), 92.
- [45] SHI Xingjian, Zhourong Chen, Hao Wang, Dit-Yan Yeung, Wai-Kin Wong, and Wang-chun Woo. 2015. Convolutional LSTM network: A machine learning approach for precipitation nowcasting. In *Advances in neural information processing systems*. 802–810.
- [46] Ziqi Zhang and Lei Luo. 2018. Hate Speech Detection: A Solved Problem? The Challenging Case of Long Tail on Twitter. *arXiv preprint arXiv:1803.03662* (2018).
- [47] Ziqi Zhang, David Robinson, and Jonathan Tepper. 2018. Detecting Hate Speech on Twitter Using a Convolution-GRU Based Neural Network. In *ESWC*. Springer, 745–760.