

# Gender Detection on Social Networks using Ensemble Deep Learning

Kamran Kowsari<sup>1,2</sup>, Mojtaba Heidarysafa<sup>1</sup>, Tolu Odukoya<sup>4</sup>, Philip Potter<sup>4</sup>,  
Laura E. Barnes<sup>1,3</sup>, and Donald E. Brown<sup>1,3</sup>

<sup>1</sup> Department of Systems & Information Engineering, University of Virginia,  
Charlottesville, VA, USA

<sup>2</sup> University of California, Los Angeles (UCLA), CA, USA

<sup>3</sup> School of Data Science, University of Virginia, Charlottesville, VA, USA

<sup>4</sup> Department of Politics, University of Virginia, Charlottesville, VA, USA

\* Co-corresponding authors: [kk7nc@virginia.edu](mailto:kk7nc@virginia.edu)

**Abstract.** Analyzing the ever-increasing volume of posts on social media sites such as Facebook and Twitter requires improved information processing methods for profiling authorship. Document classification is central to this task, but the performance of traditional supervised classifiers has degraded as the volume of social media has increased. This paper addresses this problem in the context of gender detection through ensemble classification that employs multi-model deep learning architectures to generate specialized understanding from different feature spaces.

**Keywords:** Text Mining, Document Classification, Deep Neural Networks, Gender Detection, Social Media

## 1 Introduction

From 2012 to 2017 the average time spent on social networking has increased from 90 minutes to 135 minutes. Every second approximately 6,000 tweets appear on Twitter, which amounts to about 350,000 tweets per minute, 500 million tweets per day, and 200 billion tweets per year [44]. This volume demands increasingly sophisticated approaches to author profiling and classification.

Much of the recent work on automatic author-profiling based on classification techniques has utilized supervised learning techniques which include classification trees, Naïve Bayes, support vector machines (SVM), neural nets, and ensemble methods. Classification trees and naïve Bayes approaches to automatic author-profiling provide good interpretable data but tend to be less accurate than other methods during data analysis [16].

Scientists from different areas and disciplines have presented work comparable as our approach described in this research paper. We have organized this research paper into four main sections including social networks, feature extraction, categorization (classification) methods and techniques, and deep learning for classification.

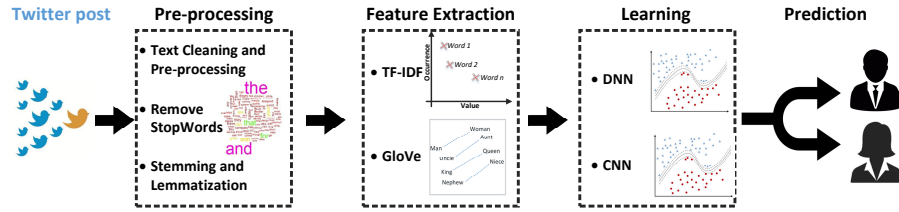


Fig. 1: Pipeline of gender detection

### 1.1 Social Networks:

Social networks are structures with nodes that represent people or entities within a social context, and whose edges represent interactions, influence, and collaboration between the entities [24]. They are dynamic platforms that change quickly, acquiring new nodes and edges that signify new interactions between the entities [24]. Social networks allows individuals maintain social relationships in any society, finding people with similar interests, outlooks, and causes strengthen these networks [28].

In recent years, researchers have attempted to perfect gender detection in these contexts of these networks. Social networks typically allow members to determine what name, race, age, they associate with their profile, but this self-reporting increases the likelihood of false identities within the network [31]. These false identities can reduce the quality of analyses of content, intended audience, or structure.

Early work attempting to determining the gender of social network users relied primarily on text analysis and focused on psychological indicators of the gender of the author [9]. For example, Pennebaker and Graybeal 2001 [32] tried to examine if text analysis could reveal the personality traits and gender of several subjects. More recently, Peersman *et. al.* 2011 [31], in a bid to identify and curb pedophiles who falsify their identities on social networks, using natural language processing on data from the Dutch platform Netlog, to detect gender.

### 1.2 Feature Extraction:

Feature extraction assumes a noticeable job Artificial intelligence, particularly for text, picture, and video information. Text and numerous biomedical datasets are generally unstructured information from which we have to create important structures for use by Machine Learning calculations. To take one early example, L. Krueger *et. al.* in 1979 [20] presented a powerful technique for feature extraction dependent on word tallying to make a structure for statistical learning. Even prior work by H. Luhn [25] presented weighted values for each word. In 1988 G. Salton *et. al.* [38] introduced the weights of words by frequency counts called term frequency-inverse document frequency (TF-IDF) that the vectors measure the occasions a word shows up in the datapoint (a document from a

dataset), weighted by the opposite recurrence of the shared characteristic of the word across records. This technique (word counting) is simple and intuitive feature extraction methods which they do not capture relationships between words as sequences. T. Mikolov *et. al.* [27] presented a developed strategy for extracting features from documents utilizing the idea of installing or putting the word into a vector space dependent on context. This technique, word embedding, called *Word2Vec*, handles the issue of representing contextual word relationships in a commutable feature space. Building on these ideas, J. Pennington *et. al.* in 2014 [33] built up a learning vector space portrayal of the words called *GloVe: Global Vectors for Word Representation* and deployed it in Natural Language Processing lab at Stanford University. The RMDL technique [15,8] uses two feature extraction methods including Glove and tf-idf from documents' dataset.

### 1.3 Document Categorization Techniques and Methods:

Throughout the the past half-century, a numerous supervised learning methods as classification and categorization have been developed to accurately label data. For example, the scientist, K. Murphy in 2006 [29] and I. Rish in 2001 [36] present the Naïve Bayes Classifier (NBC) as a straightforward way to deal with the more general representation of the supervised learning classification problem. This methodology has given a valuable strategy to text classification and information retrieval applications. Similarly, supervised learning classification techniques, NBC takes an input vector of numeric or categorical data values and produces the likelihood for every conceivable yield marks. This methodology is fast and efficient for text classification, but NBC has important limitations. Namely, the order of the sequences in the text is not reflected on the output probability because for text analysis, naïve bayes uses a bag of words approaches for feature extraction. Another well known classification method is Support Vector Machines (SVM), which has proven quite accurate over a wide variety of data. This strategy develops a lot of hyper-planes in a changed element space. This change is not performed unequivocally but instead through the portion stunt which permits the SVM classifier to perform well with profoundly nonlinear connections between the indicator and reaction factors in the information. An assortment of approaches has been created to additionally expand the essential philosophy and acquire more prominent accuracy. C. Yu *et. al.* in 2009 [46] introduced latent variables into the discriminative model as a new structure for SVM, and S. Tong *et. al.* in 2001 [42] added active learning using SVM for text classification. For an enormous volume of information and datasets with an immense number of features (such as text), SVM executions are computationally complex. Another technique that helps mediate the computational complexity of the SVM for classification tasks is stochastic gradient descent classifier (SGD-Classifer) [11] which has been extensively used in both document and visualized data categorization. This technique is an iterative method which mainly used for large datasets. SGD optimizer iteratively is modifying The weights till the model is trained.

## 1.4 Deep Learning:

Neural networks infer their design as a moderately basic representation of the neurons in the human’s brain. They are basically weight mixes of data sources the go through numerous non-straight capacities. Neural networks utilize an iterative learning method known as back-propagation and an optimizer (such as stochastic gradient descent (SGD)). In recent studies, many scientists have achieved state-of-art results using Deep Learning in the domain of Social Media, Psychology [30], transportation [7], health [47], medical data processing [18], etc.

Deep Neural Networks (DNN) is based on simple neural network architectures which contains multiple hidden layers. Several researchers have used DNN for classification of text data. D. CireşAn *et. al.* in 2012 [3] used multi-segment deep neural networks, which draws from DNN architectures, for classification tasks in their paper. Convolutional Neural Networks (CNN) provide an alternative to the inherent DNN building structure to analyze learning within neural networks. CNN’s main feature is the combining of feed-forward systems with convolutional builds that incorporate local and global pooling layers. A. Krizhevsky in 2012 [19] used CNN in their paper, however, their paper used a model that contained  $2D$  convolutional layers incorporated with  $2D$  feature space of the analyzed image. Lecun groundbreaking work in 2015 [21] used CNN to accomplish excellent accuracy for image classification data. Kim successfully used Lecun’s technique for (CNN) to analyze text and document classification proving the versatility of Lecun’s method [12]. For text, sequence, and document classification,  $1D$  convolutional layers use word embeddings as the input feature space. Novel research works combine different basic models of deep learning and develop new techniques for improving accuracy and robustness in classification tasks. M. Turan *et. al.* [43] and M. Liang *et. al.* [23] developed and implemented innovative combinations of RNN and CNN in their works called *A Recurrent Convolutional Neural Network (RCNN)*. K. Kowsari *et. al.* in 2017 [14] introduced hierarchical deep learning for text classification (HDLTex) to the field. HDLTex is a technique that improves accuracy by combining deep learning techniques in a hierarchical structure for text classification.

## 2 Preprocessing

### 2.1 Text cleaning

#### 2.1.1 Tokenization

Tokenization is a part of the pre-processing technique that breaks the text of a document into words, phrases, symbols, or other meaningful elements called tokens [5]. The aim of tokenization is the investigation of the variety of words in a sentence [45]. for example:

sentence [1] :

*After walking for two hours, she decided to sleep.*

In this case, the tokens are as follows [16]:

{ “After” “walking” “for” “two” “hours” “she” “decided” “to” “sleep” }.

### 2.1.2 Stop words

Text and document classification processes contain numerous words that are insignificant to the algorithm such as {"am", "is", "above", "are", "there", "his", "him", ...}. The most common method to solve this problem is to remove these words from the data [37].

### 2.1.3 Capitalization

Text and document data contain several capitalized words to indicate the beginning of sentences within the corpus. Due to the volume of words in any corpus, diverse capitalization creates issues when classifying large documents. To resolve issues related to inconsistent capitalization every letter is reduced to lower case. The technique to resolve this issue, inputs all words in the document into the same feature space, but this solution can also create problems for the interpretation of certain words (i.e. "IT" (Information Technology) to "it" (subject pronoun))[6]. Slang and abbreviation converters remedy the problem for these words [4].

### 2.1.4 Stemming and Lemmatization

Words can come in various forms (i.e. the particular and plural thing structure) yet the semantic significance of each structure may remain the same [40]. Stemming is one strategy for solidifying various types of words into a similar component space. Text stemming changes words to get variation in the word structures by utilizing distinctive semantic procedures, for example, affixati (e.g. the stem of "examplng" is "exampl"). Lemmatization, a NLP procedure, replaces the suffix with an alternate one or removes it entirely to get the essential word form (lemma)

## 2.2 Feature Extraction

### 2.2.1 Term Frequency-Inverse Document Frequency (TFIDF)

This technique is proposed inverse document frequency (IDF) which is a method that can be combined with term frequency to reduce the effects of implicitly common words in the dataset. IDF technique assigns higher weights to words that have either high or low frequencies in the document. This TFIDF technique, a combination of Term Frequency and IDF, uses a mathematical equation (expressed below) to calculate the weight of a term in the data 1.

$$W(d, t) = TF(d, t) * \log\left(\frac{N}{df(t)}\right) \quad (1)$$

where  $N$  stands for the number of documents and  $df(t)$  indicates the number of documents containing the term  $t$  in the data. The first term in Equation 1 enhances the recall of the algorithm, and the second term enhances the accuracy of the word embedding [41].

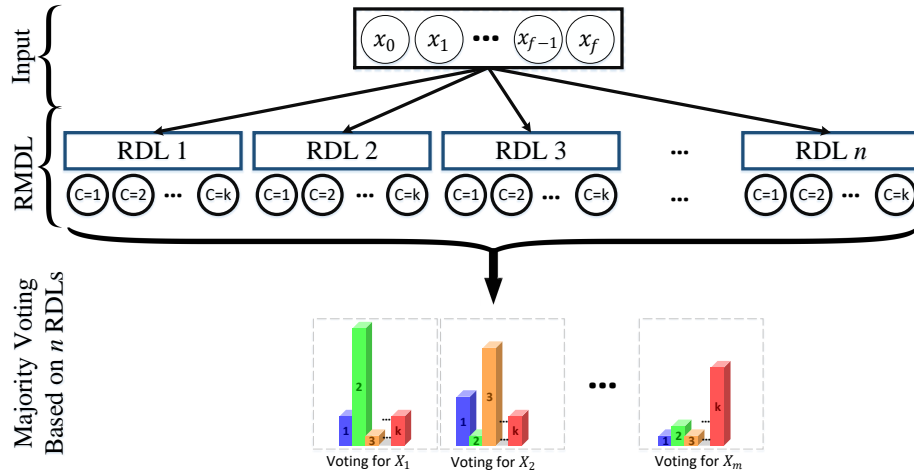


Fig. 2: RDML for gender detection which includes  $n$  models which are  $d$  random model of DNN classifiers,  $c$  models of CNN classifiers where  $c + d = n$ .

### 2.2.2 Global Vectors for Word Representation (GloVe)

The GloVe [33] approach is very similar to the Word2Vec technique that each word is assigned by high dimension vector which these vectors are trained based on the surrounding words. The pre-trained word embedding used in this work that is based on 1,200,000 vocabularies trained over 2-Billion tweets that contains 27 billion tokens, uncased, 25d, 50d, 100d, and 200d vectors. This word embedding is trained over even bigger corpora, including Wikipedia and Common Crawl content. The objective function is as follows:

$$f(w_i - w_j, \tilde{w}_k) = \frac{P_{ik}}{P_{jk}} \quad (2)$$

where  $w_i$  refers to the word vector of any word  $i$ , and  $P_{ik}$  as denoted, refers to the probability of any words  $k$  occurring in the same context of any word  $i$ .

## 3 Methods

The method used in this paper is based on Random Multimodel Deep Learning (RMDL) for text and document categorization [15,8] in which we used two different feature extraction and ensemble deep learning algorithms to train this model. Random Multimodel Deep Learning is a new method that can be used in any kind of data classification task. The Figure 2 shows how this algorithm works which contains multi Deep Neural Networks (DNN) and Convolutional Neural Networks (CNN). The structure and architecture of RMDL includes number of layers and nodes are generated randomly (*e.g.* 6 RDLs in a RMDL constructed

of 3 CNNs and 3 DNNs, all of them are usually unique due to randomly creation).

$$M(y_{i1}, y_{i2}, \dots, y_{in}) = \left\lfloor \frac{1}{2} + \frac{(\sum_{j=1}^n y_{ij}) - \frac{1}{2}}{n} \right\rfloor \quad (3)$$

where  $n$  stands for the number of models, and  $y_{ij}$  is the output of the model for data point  $i$ . Output space uses majority vote for final  $\hat{y}_i$ . Therefore,  $\hat{y}_i$  is given as follows:

$$\hat{y}_i = [\hat{y}_{i1} \ \dots \ \hat{y}_{ij} \ \dots \ \hat{y}_{in}]^T \quad (4)$$

where  $n$  refers to number of the models, and  $\hat{y}_{ij}$  stands for the prediction of  $D_i \in \{x_i, y_i\}$  for model  $j$  and  $\hat{y}_{i,j}$  is defined as follows:

$$\hat{y}_{i,j} = \underset{k}{\operatorname{arg\,max}}[\operatorname{softmax}(y_{i,j}^*)] \quad (5)$$

After all models are trained, the majority vote is a final prediction of RMDL model.

### 3.1 Deep Neural Networks

Deep neural networks (DNN) are designed to learn by assuming a multi-layer-connection which states that every single layer only accepts the connection from the prior layer and supplies connections only to the following layer in the hidden part [14]. The input comprises of the association of the input feature space with the first layer. The number of output layer is equal to the number of category for this research, we have only one node.

### 3.2 Convolutional Neural Networks (CNN)

Convolutional Neural Network (CNN) is a deep learning program that is often used in document classification tasks [10] hierarchy. Although it was initially designed for image processing [17], CNNs have also been shown to excel at text classification [21]. In a basic CNN architecture, an image tensor is convoluted with a set of kernels of size  $d \times d$ . These newly merged layers known as feature maps, can be stacked to generate multiple filters on any input. To minimize the computational difficulty, CNNs use pooling to limit the size of any output from one layer in the network. A variety of pooling techniques help minimize outputs while preserving important features [39].

Max pooling, one of the foremost pooling techniques, makes sure the maximum value in the 2D or 1D pooling window is selected. These pooled outputs are flattened into one column and then fed from the stacked featured maps to the next layer. This usually results in the final layers of the CNN output being fully connected. During the back-propagation process, the CNN feature detector filters and weights are adjusted. However, this approach of using CNN for document categorization can create a problem since it can generate a large number of 'channels',  $\Sigma$  (features). as shown in Figure 3, the right box demonstrate

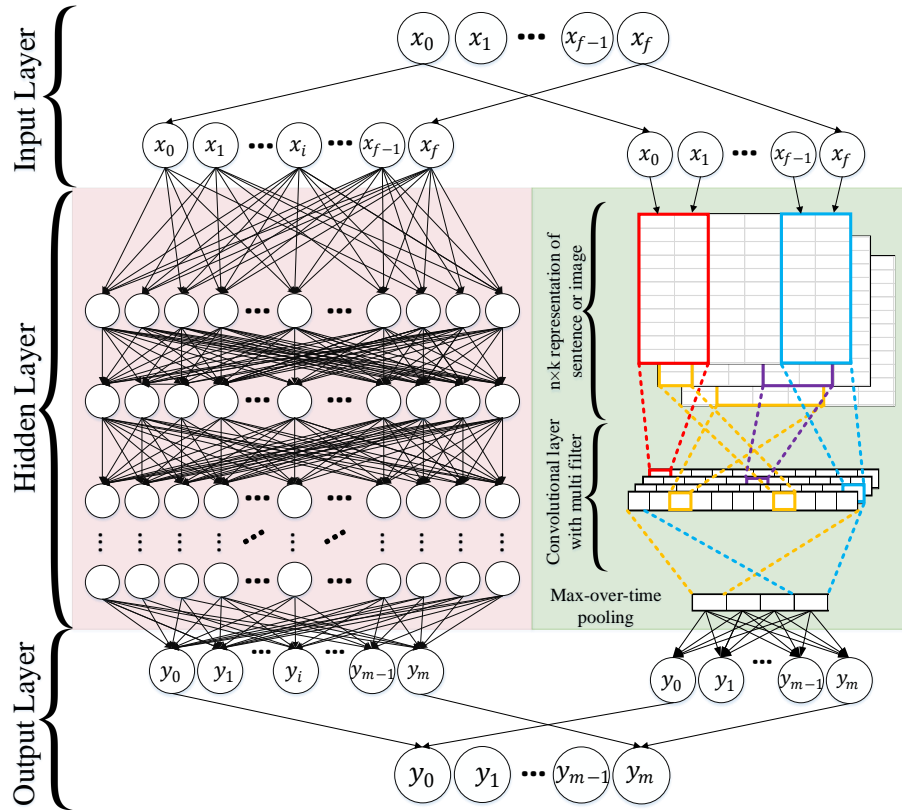


Fig. 3: Random Multimodel Deep Learning (RMDL)

the CNN structure for document categorization that include word embedding as input, and 1D convolutional layers followed by pooling layer (1D Maxpooling). The fully connected layers are connected to last flatten pooling layer, and finally output layer.

**3.2.1 Adam Optimizer** Adam, used as a stochastic gradient optimizer which utilizes just the initial first and second moments of gradient (as shown in Equations (6)–(9),  $v$  and  $m$ ) and calculates the mean. This optimizer can process nonstationary aspects of the objective function as in RMSProp while overcoming



Table 1: Method results

Measure	Value	Derivations
Sensitivity	0.8914	$TPR = \frac{TP}{(TP+FN)}$
Specificity	0.8390	$SPC = \frac{TN}{(FP+TN)}$
Precision	0.8272	$PPV = \frac{TP}{(TP+FP)}$
Negative Predictive Value	0.8992	$NPV = \frac{TN}{(TN+FN)}$
False Positive Rate	0.1610	$FPR = \frac{FP}{(FP+TN)}$
False Discovery Rate	0.1725	$FDR = \frac{FP}{(FP+TP)}$
False Negative Rate	0.1086	$FNR = \frac{FN}{(FN+TP)}$
Accuracy	0.8633	$ACC = \frac{(P+N)}{(P+N)}$
F1 Score	0.8583	$F1 = \frac{2TP}{(2TP+FP+FN)}$
Matthews Correlation Coefficient	0.7285	$\frac{TP \times TN - FP \times FN}{\sqrt{((TP+FP)(TP+FN)(TN+FP)(TN+FN))}}$

the sparse gradient issue limitation of RMSProp [13].

$$\theta \leftarrow \theta - \frac{\alpha}{\sqrt{\hat{v}} + \epsilon} \hat{m} \quad (6)$$

$$g_{i,t} = \nabla_{\theta} J(\theta_i, x_i, y_i) \quad (7)$$

$$m_t = \beta_1 m_{t-1} + (1 - \beta_1) g_{i,t} \quad (8)$$

$$v_t = \beta_2 v_{t-1} + (1 - \beta_2) g_{i,t}^2 \quad (9)$$

where  $m_t$  is the first moment and  $v_t$  indicates second moment that both are estimated.  $\hat{m}_t = \frac{m_t}{1-\beta_1^t}$  and  $\hat{v}_t = \frac{v_t}{1-\beta_2^t}$ .

## 4 Results

### 4.1 Data

Demographic traits such as gender and language are historically investigated separately. PAN provided participants of its competition with a Twitter dataset annotated with all authors' gender and specific variations of their native languages: English (Great Britain, Ireland, Canada, New Zealand, Australia, and United States). In this research, we use combination of gender detection of Twitter posts [34,35] which contains large number of anonymous authors labeled with gender. This dataset is balanced by gender with 3600 people in the training set and 2400 for the test set.

### 4.2 Evaluation and Experimental Results

The underlying mechanics of several assessment measurements may fluctuate, understanding what precisely every one of these measurements speaks to and what sort of data they are attempting to pass on is pivotal for equivalence. A

few instances of these measurements incorporate precision, recall, accuracy, F-measure, macro average and micro-average . These metrics are calculated from a “confusion matrix” that comprises true positives (TP), false positives (FP), false negatives (FN) and true negatives (TN) [22]. The importance of these four components may change dependent on the categorization algorithms. The division of right forecasts overall expectations is called accuracy (Eq. 10). The fraction of known positives that are correctly predicted is called sensitivity *i.e.* true positive rate or recall (Eq. 11). The ratio of correctly predicted negatives is called specificity (Eq. 12). The proportion of correctly predicted positives to all positives is called precision, *i.e.* positive predictive value (Eq. 13).

$$accuracy = \frac{(TP + TN)}{(TP + FP + FN + TN)} \quad (10)$$

$$sensitivity = \frac{TP}{(TP + FN)} \quad (11)$$

$$specificity = \frac{TN}{(TN + FP)} \quad (12)$$

$$Precision = \frac{\sum_{l=1}^L TP_l}{\sum_{l=1}^L TP_l + FP_l} \quad (13)$$

$F_\beta$  is common techniques to aggregate evaluation metrics for any kind of classification evaluation [22]. The  $F$  parameter of  $\beta$  is used to balance recall and precision and defined as follows:

$$F_\beta = \frac{(1 + \beta^2)(precision \times recall)}{\beta^2 \times precision + recall} \quad (14)$$

For commonly used  $\beta = 1$  *i.e.*  $F_1$ , recall and precision are given equal weights and Eq. 14 can be simplified to:

$$F_1 = \frac{2TP}{2TP + FP + FN} \quad (15)$$

Since  $F_\beta$  is based on precision and , The confusion matrix cannot be regenerated from these measures. The Matthews correlation coefficient (MCC) [26] catches all the information in a confusion matrix and measures the nature of paired order techniques (binary classification). MCC could be utilized for issues with unequal category sizes and could be considered a balanced score. The range of MCC is from  $-1$  to  $0$  (*i.e.*, the categorization can be always wrong and always true, respectively). The MCC is computed as follows:

$$MCC = \frac{TP \times TN - FP \times FN}{\sqrt{\frac{(TP+FP) \times (TP+FN) \times (TN+FP) \times (TN+FN)}{(TN+FP) \times (TN+FN)}}} \quad (16)$$

Where analyzing binary classifiers, one may have a higher value using MCC and another one has a higher measure using  $F_1$  and due to this specific metric fails to captures the benefits and drawbacks of a classifier [22].

Figure 1 shows our results by different measure as follows. Sensitivity of our model is 0.8914, and Specificity is equal to 0.839. The table shows Negative Predictive Value (NPV) is 0.8992, False Positive Rate is 0.161. As we discussed the evaluation measures in this Section, Matthews Correlation Coefficient (MCC) is 0.7285; and finally, Accuracy and F1-Score is equal to 0.8633 and 0.8583 respectively.

### 4.3 Hardware and Framework

All of the works and experiment shown in this research paper are achieved on Graphical Process Units (GPU) and Central Process Units (CPU). The RMDL technique can be developed on only CPU, GPU, or both. The processing units that have been used through this explore was intel on *Xeon E5-2640 (2.6 GHz)* with *12 cores* and *64 GB* memory. The GPU cards on the machine are *Nvidia Quadro K620* and *Nvidia Tesla K20c*.

This RMDL for gender detection is implemented by Python using CUDA (Compute Unified Device Architecture) which is a parallel computing platform and API (application programming interface) technique created by *Nvidia*. *Keras* by using *TensorFlow* back-end library is used for creating these deep learning algorithms [2].

## 5 Conclusion

Developing methods for reliable gender detection using text classification is increasingly important the growing size of social text and other document sets. The techniques presented here demonstrate that that semantic, syntactic, and word frequency can facilitate gender detection in social messages. This approach improves on existing practice with different feature extraction techniques and deep learning architectures to train from a dataset as a ensemble learning technique. Additional training and testing with other structured text and message datasets will extend to identify architectures that work best for these problems. It is achievable to develop this model by using additional deep learning architecture as ensemble learning instead of two models to capture more of the complexity in the text classification.

## References

1. Aggarwal, C.C.: Machine learning for text. Springer (2018)
2. Chollet, F., et al.: Keras: Deep learning library for theano and tensorflow. URL: <https://keras.io/k> (2015)
3. ÇireşAn, D., Meier, U., Masci, J., Schmidhuber, J.: Multi-column deep neural network for traffic sign classification. *Neural Networks* **32**, 333–338 (2012)
4. Dalal, M.K., Zaveri, M.A.: Automatic text classification: a technical review. *International Journal of Computer Applications* **28**(2), 37–40 (2011)

5. Gupta, G., Malhotra, S.: Text document tokenization for word frequency count using rapid miner (taking resume as an example). In: International Journal of Computer Applications (0975–8887), International Conference on Advancement in Engineering and Technology. Citeseer (2015)
6. Gupta, V., Lehal, G.S., et al.: A survey of text mining techniques and applications. Journal of emerging technologies in web intelligence **1**(1), 60–76 (2009)
7. Heidarysafa, M., Kowsari, K., Barnes, L.E., Brown, D.E.: Analysis of railway accidents’ narratives using deep learning (2018)
8. Heidarysafa, M., Kowsari, K., Brown, D.E., Jafari Meimandi, K., Barnes, L.E.: An improvement of data classification using random multimodel deep learning (rmdl) **8**(4), 298–310 (2018). DOI <https://doi.org/10.18178/ijmlc.2018.8.4.703>
9. Heidarysafa, M., Kowsari, K., Odukoya, T., Potter, P., Barnes, L.E., Brown, D.E.: Women in isis propaganda: A natural language processing analysis of topics and emotions in a comparison with mainstream religious group. arXiv preprint arXiv:1912.03804 (2019)
10. Jaderberg, M., Simonyan, K., Vedaldi, A., Zisserman, A.: Reading text in the wild with convolutional neural networks. International Journal of Computer Vision **116**(1), 1–20 (2016)
11. Kabir, F., Siddique, S., Kotwal, M.R.A., Huda, M.N.: Bangla text document categorization using stochastic gradient descent (sgd) classifier. In: Cognitive Computing and Information Processing (CCIP), 2015 International Conference on, pp. 1–4. IEEE (2015)
12. Kim, Y.: Convolutional neural networks for sentence classification. arXiv preprint arXiv:1408.5882 (2014)
13. Kingma, D., Ba, J.: Adam: A method for stochastic optimization. arXiv preprint arXiv:1412.6980 (2014)
14. Kowsari, K., Brown, D.E., Heidarysafa, M., Jafari Meimandi, K., Gerber, M.S., Barnes, L.E.: Hdltext: Hierarchical deep learning for text classification. In: Machine Learning and Applications (ICMLA), 2017 16th IEEE International Conference on. IEEE (2017)
15. Kowsari, K., Heidarysafa, M., Brown, D.E., Jafari Meimandi, K., Barnes, L.E.: Rmdl: Random multimodel deep learning for classification. In: Proceedings of the 2018 International Conference on Information System and Data Mining. ACM (2018). DOI <https://doi.org/10.1145/3206098.3206111>
16. Kowsari, K., Jafari Meimandi, K., Heidarysafa, M., Mendu, S., Barnes, L., Brown, D.: Text classification algorithms: A survey. Information **10**(4), 150 (2019)
17. Kowsari, K., Sali, R., Ehsan, L., Adorno, W., Ali, A., Moore, S., Amadi, B., Kelly, P., Syed, S., Brown, D.: Hmic: Hierarchical medical image classification, a deep learning approach. Information **11**(6), 318 (2020)
18. Kowsari, K., Sali, R., Khan, M.N., Adorno, W., Ali, S.A., Moore, S.R., Amadi, B.C., Kelly, P., Syed, S., Brown, D.E.: Diagnosis of celiac disease and environmental enteropathy on biopsy images using color balancing on convolutional neural networks. In: Proceedings of the Future Technologies Conference, pp. 750–765. Springer (2019)
19. Krizhevsky, A., Sutskever, I., Hinton, G.E.: Imagenet classification with deep convolutional neural networks. In: Advances in neural information processing systems, pp. 1097–1105 (2012)
20. Krueger, L.E., Shapiro, R.G.: Letter detection with rapid serial visual presentation: Evidence against word superiority at feature extraction. Journal of Experimental Psychology: Human Perception and Performance **5**(4), 657 (1979)

21. LeCun, Y., Bengio, Y., Hinton, G.: Deep learning. *Nature* **521**(7553), 436–444 (2015)
22. Lever, J., Krzywinski, M., Altman, N.: Points of significance: Classification evaluation (2016)
23. Liang, M., Hu, X.: Recurrent convolutional neural network for object recognition. In: *Proceedings of the IEEE Conference on Computer Vision and Pattern Recognition*, pp. 3367–3375 (2015)
24. Liben-Nowell, D., Kleinberg, J.: The link-prediction problem for social networks. *Journal of the American society for information science and technology* **58**(7), 1019–1031 (2007)
25. Luhn, H.P.: A statistical approach to mechanized encoding and searching of literary information. *IBM Journal of research and development* **1**(4), 309–317 (1957)
26. Matthews, B.W.: Comparison of the predicted and observed secondary structure of t4 phage lysozyme. *Biochimica et Biophysica Acta (BBA)-Protein Structure* **405**(2), 442–451 (1975)
27. Mikolov, T., Chen, K., Corrado, G., Dean, J.: Efficient estimation of word representations in vector space. *arXiv preprint arXiv:1301.3781* (2013)
28. Mislove, A., Marcon, M., Gummadi, K.P., Druschel, P., Bhattacharjee, B.: Measurement and analysis of online social networks. In: *Proceedings of the 7th ACM SIGCOMM*, pp. 29–42. ACM (2007)
29. Murphy, K.P.: Naive bayes classifiers. University of British Columbia (2006)
30. Nobles, A.L., Glenn, J.J., Kowsari, K., Teachman, B.A., Barnes, L.E.: Identification of imminent suicide risk among young adults using text messages. In: *Proceedings of the 2018 CHI Conference on Human Factors in Computing Systems*, p. 413. ACM (2018)
31. Peersman, C., Daelemans, W., Van Vaerenbergh, L.: Predicting age and gender in online social networks. In: *Proceedings of the 3rd international workshop on Search and mining user-generated contents*, pp. 37–44. ACM (2011)
32. Pennebaker, J., Booth, R., Boyd, R., Francis, M.: Linguistic inquiry and word count: Liwc2015. Austin, TX: Pennebaker Conglomerates ([www.LIWC.net](http://www.LIWC.net)).
33. Pennington, J., Socher, R., Manning, C.D.: Glove: Global vectors for word representation. In: *EMNLP*, vol. 14, pp. 1532–1543 (2014)
34. Rangel, F., Rosso, P., Koppel, M., Stamatatos, E., Inches, G.: Overview of the author profiling task at pan 2013. In: *CLEF Conference on Multilingual and Multimodal Information Access Evaluation*, pp. 352–365. CELCT (2013)
35. Rangel Pardo, F.M., Celli, F., Rosso, P., Potthast, M., Stein, B., Daelemans, W.: Overview of the 3rd author profiling task at pan 2015. In: *CLEF 2015 Evaluation Labs and Workshop Working Notes Papers*, pp. 1–8 (2015)
36. Rish, I.: An empirical study of the naive bayes classifier. In: *IJCAI 2001 workshop on empirical methods in artificial intelligence*, vol. 3, pp. 41–46. IBM (2001)
37. Saif, H., Fernández, M., He, Y., Alani, H.: On stopwords, filtering and data sparsity for sentiment analysis of twitter (2014)
38. Salton, G., Buckley, C.: Term-weighting approaches in automatic text retrieval. *Information processing & management* **24**(5), 513–523 (1988)
39. Scherer, D., Müller, A., Behnke, S.: Evaluation of pooling operations in convolutional architectures for object recognition. *Artificial Neural Networks-ICANN 2010* pp. 92–101 (2010)
40. Spirovski, K., Stevanoska, E., Kulakov, A., Popeska, Z., Velinov, G.: Comparison of different model’s performances in task of document classification. In: *Proceedings of the 8th International Conference on Web Intelligence, Mining and Semantics*, p. 10. ACM (2018)

41. Tokunaga, T., Makoto, I.: Text categorization based on weighted inverse document frequency. In: Special Interest Groups and Information Process Society of Japan (SIG-IPJSJ. Citeseer (1994)
42. Tong, S., Koller, D.: Support vector machine active learning with applications to text classification. *Journal of machine learning research* **2**(Nov), 45–66 (2001)
43. Turan, M., Almalioglu, Y., Araujo, H., Konukoglu, E., Sitti, M.: Deep endovo: A recurrent convolutional neural network (rcnn) based visual odometry approach for endoscopic capsule robots. *arXiv preprint arXiv:1708.06822* (2017)
44. Venkataramana, A.: Analysing twitter feeds to predict stock movements (2016)
45. Verma, T., Renu, R., Gaur, D.: Tokenization and filtering process in rapidminer. *International Journal of Applied Information Systems* **7**(2), 16–18 (2014)
46. Yu, C.N.J., Joachims, T.: Learning structural svms with latent variables. In: *Proceedings of the 26th annual international conference on machine learning*, pp. 1169–1176. ACM (2009)
47. Zhang, J., Kowsari, K., Harrison, J.H., Lobo, J.M., Barnes, L.E.: Patient2vec: A personalized interpretable deep representation of the longitudinal electronic health record. *IEEE Access* **6**, 65,333–65,346 (2018). DOI 10.1109/ACCESS.2018.2875677