

Exploration with Limited Memory: Streaming Algorithms for Coin Tossing, Noisy Comparisons, and Multi-Armed Bandits

Sepehr Assadi*

Chen Wang*

Abstract

Consider the following abstract coin tossing problem: Given a set of n coins with unknown biases, find the most biased coin using a minimal number of coin tosses. This is a common abstraction of various exploration problems in theoretical computer science and machine learning and has been studied extensively over the years. In particular, algorithms with optimal *sample complexity* (number of coin tosses) have been known for this problem for quite some time.

Motivated by applications to processing massive datasets, we study the *space complexity* of solving this problem with optimal number of coin tosses in the *streaming* model. In this model, the coins are arriving one by one and the algorithm is only allowed to store a limited number of coins at any point – any coin not present in the memory is lost and can no longer be tossed or compared to arriving coins. Prior algorithms for the coin tossing problem with optimal sample complexity are based on iterative elimination of coins which inherently require storing all the coins, leading to memory-inefficient streaming algorithms.

We remedy this state-of-affairs by presenting a series of improved streaming algorithms for this problem: we start with a simple algorithm which require storing only $O(\log n)$ coins and then iteratively refine it further and further, leading to algorithms with $O(\log \log(n))$ memory, $O(\log^*(n))$ memory, and finally a one *that only stores a single extra coin in memory* – the same exact space needed to just store the best coin throughout the stream.

Furthermore, we extend our algorithms to the problem of finding the k most biased coins as well as other exploration problems such as finding top- k elements using noisy comparisons or finding an ε -best arm in stochastic multi-armed bandits, and obtain efficient streaming algorithms for these problems.

*Department of Computer Science, Rutgers University. Email: {sepehr.assadi, chen.wang.cs}@rutgers.edu

Contents

1	Introduction	1
1.1	Our Contributions	2
1.2	Recent Related Work on Streaming Coin Tossing	5
2	Problem Definition: Streaming Coin Tossing	5
3	Preliminaries	6
4	Most Biased Coin: A Single-Coin Memory Algorithm	7
4.1	High Level Overview	7
4.2	The Algorithm: GAME-OF-COINS	8
4.3	The Analysis	9
5	Top k Most Biased Coins: An $O(k)$-Coin Memory Algorithm	11
5.1	High Level Overview	12
5.2	The Algorithm	13
5.3	The Analysis	14
6	Partition with Noisy Comparisons	22
7	Approximate Exploration in Stochastic Multi-Armed Bandits	23
7.1	The $O(\log^*(n))$ Memory Algorithm	24
7.2	The $O(1)$ Memory Algorithm	27
A	Warm-Up: Simpler Algorithms for Finding Most Biased Coin	40
A.1	An $O(\log n)$ Space Algorithm	40
A.2	An $O(\log \log (n))$ Space Algorithm	42
A.3	An $O(\log^*(n))$ Space Algorithm	44
B	Random Walk with Flexible Step Size	46

1 Introduction

Suppose you are given n coins with unknown biases; how many *samples* (coin tosses) are needed to find the most biased coin with a large (constant) probability of success? This basic problem captures the essence of various (*pure*) *exploration* problems in theoretical computer science and machine learning in which the general goal is to find a best option among a set of alternatives using a minimal number of stochastic/noisy trials. Examples include rank aggregation with noisy comparisons (e.g. [10, 13, 20, 21, 23, 25, 28, 50, 50]), best arm identification in multi-armed bandits (e.g. [7, 14, 17, 27, 34, 36, 38, 39, 44]), or computing with noisy decision trees (e.g. [28, 30, 47, 48]). These problems in turn have a wide range of applications in medical trials [49], networking [51, 54], web search [26], crowdsourcing [19, 55], and display advertising [3], among others.

This coin tossing problem admits a natural solution: sample/toss each coin “enough” number of times so that the empirical bias of each coin “closely” matches its true bias; then find the coin with the most empirical bias. Assuming there is some *constant known gap* between the bias of the most and the second most biased coins, a simple argument suggests that tossing each coin $O(\log n)$ times is enough for this purpose, leading to an algorithm with $O(n \log n)$ coin tosses overall.

It turns out that one can beat this natural approach and solve the problem with $O(n)$ samples [27] (see also [28]) which is the (asymptotically) optimal *sample complexity* of this problem [44]. Sample-optimal algorithms for this problem has since been studied extensively in various directions: finding multiple coins (e.g. [36, 37]), with combinatorial constraints (e.g. [16, 18]), instance-optimal algorithms (e.g. [23, 34]), fixed-budget algorithms (e.g. [11, 12, 14]), limited adaptivity algorithms (e.g. [1, 23, 30]), or collaborative learning algorithms (e.g. [9, 33, 52]), to mention a few.

Alas, the sample-efficiency of these algorithms comes at a certain cost: unlike the basic approach that processes the coins “on the fly” by storing the current candidate coin, these more complicated algorithms need to store all coins and revisit them frequently before making a decision. As such, these solutions can be prohibitively expensive in their memory requirement in applications with a massive number of coins/options (including several of above examples). In such scenarios, the *space complexity*, in addition to the sample complexity, plays a major role in the efficiency of algorithms.

The *streaming model* of computation, pioneered by [5, 29, 32], precisely captures these scenarios. In this model, the coins are arriving one by one and the algorithm is only allowed to store a limited number of coins at any point – any coin not present in the memory is lost and can no longer be tossed or compared to arriving coins. We refer to the maximum number of coins stored by the algorithm at any point during the stream as the space complexity or memory cost of the algorithm (see Section 2 for details). We can now ask the following fundamental question:

What is the memory cost of achieving (asymptotically) optimal sample complexity for the coin tossing problem in the streaming model?

Our main (conceptual) finding in this paper is that, surprisingly, there is almost *no tradeoff* between sample-efficiency and space-efficiency for coin tossing: one can achieve the sharpest possible bound on the space complexity, namely a memory of *a single extra coin*, without having to settle for an asymptotically sub-optimal sample complexity!

We further build on this result to design streaming algorithms for finding multiple coins with largest biases and for other related problems such as partitioning totally ordered elements using noisy comparisons or finding approximate best arms in stochastic multi-armed bandits. The extension of our coin tossing results to noisy comparisons is particularly interesting as there is no black-box reduction between the two models and indeed these models are often considered conceptually related but disjoint technique-wise (see, e.g. [10, 21, 23]).

1.1 Our Contributions

Most Biased Coin. Our first main result is a complete resolution of the aforementioned question:

Result 1. *There exists a streaming algorithm that achieves the (asymptotically) optimal sample complexity for the coin tossing problem by storing only a **single extra coin** in its memory.*

We formalize [Result 1](#) in [Theorem 1](#). We emphasize that in [Result 1](#) and throughout the paper, we assume the algorithm knows the gap between the bias of the most and the second most biased coins. In our recent follow-up work [\[6\]](#), it is shown that the knowledge of the gap is *necessary*, as otherwise there are instances forcing an unbounded sample complexity.

An interesting byproduct of using just a single-coin memory in [Result 1](#) is that the algorithm necessarily maintains the most biased coin as its only candidate once this coin is observed in the stream, namely, it is also an *online* algorithm (this corresponds to the notion of *streaming online algorithms* proposed in [\[42\]](#).)

En route to proving [Result 1](#), we design a series of streaming algorithms with optimal sample complexity for coin tossing (see [Appendix A](#)). We start with a simple algorithm that uses $O(\log n)$ memory by giving a streaming friendly implementation of the median-elimination algorithm of [\[27\]](#) using the “merge-and-reduce” technique from the streaming literature (see, e.g. [\[4, 31\]](#)). We then show that one can further improve the memory down to $O(\log \log n)$ coins by designing a variant of merge-and-reduce tailored directly to the coin tossing problem. This adaptation in turn allows us to use the more recent aggressive-elimination algorithm of [\[1\]](#) in place of the original median-elimination and reduce the space down to $O(\log^*(n))$ coins¹. The final leap from $O(\log^*(n))$ memory algorithm to our single-coin memory algorithm however is the key step as explained below.

The memory bound of our intermediate streaming algorithms is heavily tailored to the number of elimination rounds of base algorithms in [\[1, 27\]](#) and it is known that $\Theta(\log^*(n))$ bound on number of elimination rounds is *tight* [\[1, 30\]](#). As such, to obtain our final algorithm, we almost entirely forego the elimination approach and devise a new *budgeting strategy* for the problem: we maintain a candidate coin, called the “king”, throughout the stream and assign it a certain budget which is increased per each new arriving coin and decreased whenever we toss any coin. Each arriving coin then “challenges” the king by tossing both the king and arriving coin, according to a carefully chosen rule, until either king wins against the new coin (by having a higher empirical bias at any of these challenges) or the budget of the king is depleted in which case we replace the king with the new coin and restart the process with this new king on the remainder of the stream.

This budgeting allows us to use a basic amortized analysis and argue that the total number of coin tosses by the algorithm is still $O(n)$ (albeit with a much more chaotic pattern of samples per coin compared to elimination-based algorithms). The key challenge is however to ensure that once the most biased coin becomes the king, it will not exhaust its budget throughout the remaining length of the stream which can be $\Theta(n)$ -long. This requires proving that the random variable corresponding to the remaining budget of the king does not have any significant deviation from its expectation *throughout* the entire length of the stream and not only at *any fixed* point. This is similar-in-spirit to the fact that a length n symmetric (± 1) -random walk on a line does not deviate from the $\Theta(\sqrt{n})$ bound implied by the variance not only at the end, but throughout the entire walk. The proofs are however different since our version of “random walk” includes unbounded

¹None of these algorithms follow as a black-box from prior work and several new ingredients are still needed to make these parts work in the streaming model which can be of their own independent interest. Considering this, and to provide further insight into our main algorithm, we present these intermediate algorithms also in [Appendix A](#).

step sizes. As such, we first prove that these step sizes form a sub-exponential distribution, and then use Bernstein’s inequality to prove the desired concentration bound. The more ‘flexible’ version of random walk can be of independent interests, and we provide a general characterization for sub-exponential step size random walk in [Appendix B](#).

Top- k Most Biased Coins. A standard generalization of the coin problem we discussed so far is to find the top- k most biased coins assuming a gap between the bias of the k -th and $(k + 1)$ -th most biased coin. This problem has also been studied extensively in the literature and it is known that the (asymptotically) optimal sample complexity for this problem is $\Theta(n \log k)$ [[36, 37](#)]. We show that this optimal sample complexity can be achieved by memory-efficient streaming algorithms.

Result 2. *There exists a streaming algorithm that achieves the (asymptotically) optimal sample complexity for finding the top- k most biased coins by storing only $O(k)$ coins in the memory.*

We formalize [Result 2](#) in [Theorem 2](#). It is clear that any streaming algorithm for this problem requires memory of k coins to simply store the answer. As such, [Result 2](#) implies that one can simultaneously achieve the *asymptotic* optimal memory and sample complexity for this problem.

The starting point of this algorithm is our budgeting approach in [Result 1](#). However, there are two main challenges that need to be addressed: (1) we now need to maintain k “kings” but can no longer compare each arriving coin with (or assign a unit of budget to) every king (otherwise, there will be $\Omega(nk)$ coin tosses); more importantly (2) we need to collect all the top- k coins and still cannot guarantee any suitable (probabilistic) outcome while comparing any of these two coins to each other (as there may not be any gap between their biases in general). We elaborate on these challenges and how we address them in the high level overview of our algorithm in [Section 5](#) and only mention here that addressing these challenges turn out to be a highly non-trivial task and in fact our algorithm in [Result 2](#) is the main *technical* contribution of our work.

Application to Noisy Comparison Model

An interesting application of our results is to the following noisy comparison problem: we have a collection of n elements with an *unknown total order* and we can compare any two element i and j according to a *noisy* version of this ordering: when comparing i, j , with probability $2/3$ we receive the true answer whether $i < j$ or $j < i$, and with the remaining probability, the answer is arbitrarily. The goal is to partition the input into the set of k largest element and $(n - k)$ remaining smaller elements. This problem, often referred to as the *partition* problem, has received a burst of interest in recent years (see, e.g. [[10, 20, 21, 23](#)] and references therein). The streaming version of this problem, when the elements are arriving one by one in the stream and only the elements stored in the memory can be compared, is equally well-motivated (see [[10](#)] for related applications).

It is easy to spot a fundamental difference between the partition problem and coin tossing: the first one uses *ordinal* information between the elements while the latter concerns *cardinal* information. Due to this difference, the algorithms in one model do not carry over to another and the research on these two problems has been mostly disjoint (see, e.g. [[10, 23](#)] – see also [[1](#)] that gives a black-box reduction from coin tossing to a *different* noisy model of comparison and [[23](#)] that shows this, or any other, reduction cannot work in the model studied in our paper).

Interestingly, our algorithms in [Result 1](#) and [Result 2](#) operate by only comparing empirical biases of coins directly with each other (through the notion of “challenging” described above), which is an ordinal information. Rather more formally, our algorithms work even if instead of sampling the coins and observing their empirical biases, they can sample two coins and observe which one has

the higher empirical bias. Owing to this property, we can indeed extend our algorithms in these results to the partition problem in the noisy model and obtain the following result.

Result 3. *There exists a streaming algorithm for the partition problem that uses $O(n \log k)$ noisy comparisons and a memory of $O(k)$ elements (the memory is a single extra element when $k = 1$).*

Result 3 is formalized in **Theorem 3**, presented in **Section 6**. Considering that the (asymptotically) optimal number of samples for the partition problem is $O(n \log k)$ [23], **Result 3** achieves the asymptotically optimal sample complexity and space complexity simultaneously.

Application to Stochastic Multi-Armed Bandits

The ε -best arm identification (or PAC-learning) in the stochastic multi-armed bandit (MAB) games is defined as follows: we have a collection of n arms with unknown reward distributions in $[0, 1]$; the algorithm can pull (sample) each arm and receive a reward from the corresponding distribution. The goal is to, given a parameter $\varepsilon \in (0, 1)$, find any arm with expected reward at most ε less than the expected reward of the best arm, referred to as an ε -best arm. This problem is a (pure) exploration variant of the more general *regret minimization* problem in MABs introduced more than half a century ago [49] and has been studied extensively on its own (see, e.g. [7, 14, 17, 27, 34, 36–39, 44] and references therein). Again, the streaming model for this problem, in which the arms are arriving one by one and can only be pulled if they are stored explicitly in the memory, is highly motivated; see, e.g., the recent work of [15, 41] on a related model to streaming and the classical work of [24] (we will elaborate on the connection between our work and the first two below).

It is easy to see that the coin tossing problem is a special case of this problem when the reward distributions are Bernoulli and more importantly, there is a *gap* of ε between the expected reward of the best arm and any other arm (making the ε -best arm unique). In general, these differences do not matter much and most algorithms for the coin tossing problem appear to extend directly to the ε -best arm problem as well. Unfortunately however, this is *not* the case for our algorithm in **Result 1** (the brief intuition is that our algorithm only considers ordinal information between the empirical biases and a set of arms with gradually decreasing expected reward can “fool” the algorithm – we discuss this in detail in **Section 7**). Nevertheless, we observe that we can extend our $O(\log^*(n))$ memory algorithm for coin tossing to this problem and prove the following result.

Result 4. *There exists a streaming algorithm for ε -best arm identification in stochastic multi-armed bandits that uses $O(n/\varepsilon^2)$ arm pulls and a memory of $O(\log^*(n))$ arms.*

Result 4 is formalized in **Theorem 4**, presented in **Section 7**. The sample complexity of this algorithm is asymptotically optimal [44] but its memory is within a *non-constant* (albeit extremely small²) factor of the (best known) bounds.

Remark 1.1. The earlier version of this paper had an error in the proof of **Result 4** that was discovered in the recent work of [43] (who also gave an excellent example showing that the error is not limited to the analysis and the original algorithm is indeed incorrect); we note that this error is entirely independent of the main results of this paper for the coin tossing problem and is due to a subtle difference between coin tossing and stochastic multi-armed bandit. The authors of [43] gave a different algorithm and recovered **Result 4**. In this version, we show how a simple modification of our previous algorithm can circumvent this error and obtain a correct proof of **Result 4**.

²Recall that for every realistic input size n , $\log^*(n) \leq 5$.

In the new version, we further show that it is indeed possible to adapt our algorithm in [Result 1](#) to the ε -best arm exploration, albeit with some more involved technical considerations. The new result is shown as follows.

Result 5. *There exists a streaming algorithm for ε -best arm identification in stochastic multi-armed bandits that uses $O(n/\varepsilon^2)$ arm pulls and a memory of 2 arms as long as $\varepsilon > n^{-0.999}$.*

[Result 5](#) achieves asymptotically optimal sample complexity and memory complexity (it is slightly worse than the sharp optimal memory complexity of 1 arm) as long as the approximation factor ε is not extremely small. Together with a recent algorithm of [\[35\]](#), it settles a key open problem from the conference version of this paper as well as [\[43\]](#).

1.2 Recent Related Work on Streaming Coin Tossing

We conclude this section by discussing the connection between our work and the recent progress of the streaming coin tossing problem. Before the conference version of our work, there has been some study on streaming coin tossing (and multi-armed bandits) on *regret minimization* ([\[15, 41\]](#)). We note that the regret minimization bounds are not directly comparable to ours, and the algorithms in [\[15, 41\]](#) are in the multi-pass setting (the algorithm of [\[15\]](#) additionally requires random-order arrival). As such, our work is the first to study the *pure exploration* streaming coin tossing problem. After the publication of our conference paper, there has been a flurry of recent papers studying the pure exploration problem [\[2, 6, 35, 43\]](#), and the single-pass upper and lower bounds for pure exploration are mostly understood. In particular, by the recent follow-up work of [\[6\]](#), it is known that in a single pass, the assumption of Δ is essential for any *bounded* sample complexity, and the worst-case optimal bound (as opposed to the instance-optimal bounds as in [\[34, 38\]](#)) is necessary for many families of instances. On the other hand, if we relax the setting to multi-pass algorithms, [\[35\]](#) shows that we can obtain an algorithm with the instance-optimal sample complexity and a single-arm memory in $O(\log(\frac{1}{\Delta}))$ passes, even without the knowledge of Δ . In light of this, the tight upper and lower bounds for multi-pass exploration seem to be an interesting direction to pursue.

2 Problem Definition: Streaming Coin Tossing

In the coin tossing problem that we study, there is a collection of n coins $\{\text{coin}_i\}_{i=1}^n$ with unknown biases $\{p_i\}_{i=1}^n$ and our goal is to identify the most biased coin, denoted by coin^* , via tosses of the coins. We refer to the number of coin tosses by the algorithm as its *sample complexity*. An important parameter that governs the sample complexity of the algorithms is the *gap parameter* Δ which denotes the difference between the bias of the most and the second most biased coins. We assume $\Delta > 0$ and is given to the algorithm – both assumptions are common in the literature [\[22, 27, 36, 50\]](#). Indeed, the first assumption can be easily lifted by simply re-defining this value to be the gap between bias of the most biased coin and the next *distinct* bias. As for the second assumption, in both applications of our results, this parameter corresponds to the standard *input* parameters of the problem, namely the noise factor γ and the approximation factor ε .

We study this problem in the streaming model: The coins are arriving one by one in a stream and the algorithm needs to store each coin explicitly if it wants to toss it at some later point in the stream as well. In other words, the algorithm only has access to a coin if this is the current coin arriving in the stream, or the coin is currently stored in the memory of the algorithm. Moreover, once a coin is no longer in the memory (because it was either not stored in the first place or was later replaced by another coin), the algorithm has no further access to this coin (i.e., can neither toss it nor bring it back to the memory). We refer to the maximum number of coins stored by the algorithm at any point during the stream as the *space complexity* of the algorithm.

Remark 2.1. We stated the space complexity of the streaming algorithms in terms of number of stored arms and ignored the other information stored by them. This is the standard definition for streaming problems that assume *oracle* access to input (the coin tossing oracle for our purpose) such as streaming algorithms for submodular optimization (see, e.g. [8, 40, 45]). All our algorithms only require to store additional $\Theta(\log n + \log(1/\varepsilon))$ bits ($O(1)$ words of space in the word-RAM model) per each coin *in their memory*. We also remark that our $O(\log^*(n))$ space algorithm appears to be even implementable with only $\Theta(\log \log n + \log(1/\varepsilon))$ bit overhead per each memory coin by using the classical noisy counter of [46]; however, we do not pursue this direction in this paper.

3 Preliminaries

We say that a random variable X is *sub-exponential* with parameter $\kappa > 0$, if

$$\Pr(|X| \geq t) \leq 2 \exp(-t/\kappa) \quad \text{for all } t \geq 0. \quad (1)$$

The following is a variant of Bernstein's inequality (see [53, Proposition 2.7.1 and Theorem 2.8.1]).

Proposition 3.1 (Bernstein's inequality; cf. [53]). *Let X_1, \dots, X_m be m independent, mean zero, sub-exponential random variables with parameter $\kappa > 0$. Then, for every $t > 0$,*

$$\Pr\left(\left|\sum_{i=1}^m X_i\right| \geq t\right) \leq 2 \cdot \exp\left(-c \cdot \min\left(\frac{t^2}{\kappa^2 \cdot m}, \frac{t}{\kappa}\right)\right),$$

for some absolute constant $c > 0$.

We also use the following standard variant of Chernoff-Hoeffding bound.

Proposition 3.2 (Chernoff-Hoeffding bound). *Let X_1, \dots, X_m be m independent random variables with support in $[0, 1]$. Define $X := \sum_{i=1}^m X_i$. Then, for every $t > 0$,*

$$\Pr(|X - \mathbb{E}[X]| > t) \leq 2 \cdot \exp\left(-\frac{2t^2}{m}\right).$$

A direct corollary of this bound that we use in our proofs is the following.

Lemma 3.3. *Let coin_1 and coin_2 be two different coins with biases p_1 and p_2 . Suppose $p_1 - p_2 \geq \theta$ and we sample each coin $\frac{K}{\theta^2}$ times to obtain empirical biases \hat{p}_1 and \hat{p}_2 . Then,*

$$\Pr(\hat{p}_1 \leq \hat{p}_2) \leq 2 \cdot \exp\left(-\frac{1}{4} \cdot K\right).$$

Proof. The proof is standard and is only provided for completeness. Two separate applications of Proposition 3.2 to empirical bias of each coin implies that:

$$\begin{aligned} \Pr(\hat{p}_1 \leq p_1 - \theta/2) &\leq \exp(-(\theta/2)^2 \cdot (K/\theta^2)) = \exp\left(-\frac{1}{4} \cdot K\right); \\ \Pr(\hat{p}_2 \geq p_2 + \theta/2) &\leq \exp(-(\theta/2)^2 \cdot (K/\theta^2)) = \exp\left(-\frac{1}{4} \cdot K\right). \end{aligned}$$

A union bound on the events above plus the fact that $p_1 - p_2 \geq \theta$ now finalizes the proof. ■

4 Most Biased Coin: A Single-Coin Memory Algorithm

We describe our main algorithm for the most biased coin problem in this section.

Theorem 1 (Formalization of [Result 1](#)). *There exists a streaming algorithm that given n coins arriving in a stream with the gap parameter Δ and confidence parameter δ , finds the most biased coin with probability at least $1 - \delta$ using $O(\frac{n}{\Delta^2} \cdot \log(1/\delta))$ coin tosses and a memory of a single coin.*

Note that the sample complexity of our algorithm in [Theorem 1](#) is asymptotically optimal in all three parameters and its space is minimum possible. We start with a high level overview of our algorithm, followed by its description, and then its analysis. We refer the reader to [Appendix A](#) that contains our intermediate streaming algorithms with sub-optimal space complexity as a warm-up to this main algorithm.

4.1 High Level Overview

The high level strategy of our algorithm is quite intuitive: The algorithm maintains a *single* coin in its memory, referred to as *king*. The goal is to ensure that at the end of the stream *king* is the most biased coin. Once a new coin arrives in the stream, we toss both the *king* and the new coin a certain number of times and based on the empirical bias, we may decide to overthrow the *king* and let the arriving coin become the new *king*. The challenge is of course to implement this intuitive strategy without using a large number of coin tosses.

A key step in ensuring the sample efficiency is a *lazy* challenging rule (as opposed to the fixed rules in elimination-based algorithms; see [Appendix A](#)) implemented in multiple *levels*: to compare *king* and the newly arrived coin, we first toss both coins a certain constant number of times; if the empirical bias of *king* is already larger than that of *coin*, we consider *king* the winner and move on; otherwise, we go to the next level and repeat this process with a larger number of coin tosses, and continue the same way – we only overthrow the *king* if it loses to *coin* for a “large” number of times (we elaborate more on this below). We choose the number of samples in each level to ensure that the following two properties: (1) when the best coin arrives in the stream, it has a large probability of winning against any *king* at this point (no matter the budget of the *king*), and (2) when *king* becomes the best coin, it has a small probability of losing to *any* coin afterwards.

The approach above allows us to argue that with large probability, *king* is equal to the best coin at the end of the stream. However, it is still not enough to ensure the sample efficiency of the algorithm, because the lazy challenging rule allows for a large number of coin tosses per challenge (this is particularly problematic when *king* is *not* the most biased coin). We address this using an amortized analysis by allocating certain *budget* to the *king*: each *king* starts with some fixed (constant) budget and any new coin that arrives in the stream will increase the budget of *king* by some fixed (constant) number; the budget is reduced by one whenever we sample the *king* and its challenger. This way, we will simply overthrow the *king* once it has exhausted its *entire* budget accumulated so far. In that case we let the current challenger become the new *king*. The budget is then restarted for the new *king* and we continue as before.

Introduction of this budget ensures the sample efficiency of the algorithm (deterministically). However, we now need to make sure that the most biased coin will not exhaust its budget as the *king* and get overthrown. The lazy challenging rule we defined can be used to ensure that once the best coin becomes *king*, any remaining coin in the stream can only challenge the *king* *in expectation* with $O(1)$ samples, hence, by the time we visit the m -th next coin, we have used only $O(m)$ coin tosses *in expectation*, which fits the budget for *king*. But the worry is that *during* a $\Theta(n)$ -length stream, there will be times that for which this random variable (the budget used) takes values $\gg O(m)$ (specially

consider the *unboundedness* of tosses per each trial which is necessary to ensure correctness). It turns out however this cannot happen and we can prove that with high (constant) probability, throughout the *entire stream*, the number of times king is challenged is linear in the number of challengers. In order to do this, we need to ensure that our challenging rule is “conservative” enough (the exact opposite of our $O(\log^*(n))$ space algorithm in [Appendix A](#)) so that even though coin tosses per each challenge may be unbounded, they still form a sub-exponential distribution and hence we can apply Bernstein’s inequality to prove the desired concentration bound.

4.2 The Algorithm: GAME-OF-COINS

We now present our algorithm GAME-OF-COINS. The input to the algorithm is the set of n coins $\{\text{coin}_i\}_{i=1}^n$ arriving in an arbitrary order in a stream, the gap parameter $\Delta > 0$, and the confidence parameter $\delta \in (0, 1)$ (the algorithm does *not* need to know the value of n in advance). Let us first set up the following parameters:

$$\{r_\ell\}_{\ell=1}^\infty : \quad r_\ell = 3^\ell;$$

(intermediate parameters to define the number of samples per each level of the challenge)

$$\{s_\ell\}_{\ell=1}^\infty : \quad s_\ell := \frac{4}{\Delta^2} \cdot \ln(1/\delta) \cdot r_\ell;$$

(the number of samples per each level of the challenge)

$$b := \frac{4}{\Delta^2} \cdot C \cdot \ln(1/\delta) + s_1.$$

(the budget given to the king per each new coin – $C > 0$ is a constant to be determined later)

We are now ready to present the algorithm:

Algorithm GAME-OF-COINS:

- (1) Let **king** be the first available coin and set its budget $\Phi := \Phi(\text{king}) = 0$.
- (2) For each arriving coin_i in the stream do:
 - (a) Increase the budget $\Phi(\text{king})$ by b .
 - (b) **Challenge subroutine:** For level $\ell = 1$ to $+\infty$ do:
 - i. If $\Phi(\text{king}) < s_\ell$: we declare **king** defeated and go to Line (1).
 - ii. Otherwise, we decrease $\Phi(\text{king})$ by s_ℓ and sample both **king** and coin_i for s_ℓ times.
 - iii. Let \hat{p}_{king} and \hat{p}_i denote the empirical biases of **king** and coin_i in this trial.
 - iv. If $\hat{p}_{\text{king}} > \hat{p}_i$, we declare **king** winner and go to the next coin in the stream; otherwise, we go to the next level of the challenge (increment ℓ by one).
- (3) Return **king** as the best coin in the stream.

This concludes the description of our algorithm. The sample complexity of this algorithm can be bounded easily using an amortized analysis.

Claim 4.1. *The total number of coin tosses by the algorithm is at most $4n \cdot b = O(\frac{n}{\Delta^2} \cdot \log(1/\delta))$.*

Proof. The proof is a straightforward amortized analysis. Each arriving coin in the stream can increase the budget by b and each time we make a new king we allocate another b budget to it so

over all we increase the budget by at most $2n \cdot b$ in total. On the other hand, each unit of budget is responsible for two coin tosses (for the king and its challenger) and so the total number of coin tosses is at most $4n \cdot b$ implying the claim as $b = O(\frac{\ln(1/\delta)}{\Delta^2})$. ■

We prove the correctness of the algorithm in the next subsection.

4.3 The Analysis

The analysis consists of the following two main parts. Firstly, when we visit the most biased coin in the stream, it will defeat the king with a large probability and become the next king itself.

Lemma 4.2. *The probability that the most biased coin does not defeat the king is at most $(\delta/2)$.*

Secondly, after the most biased coin become the king, it will remain the king for the remainder of the stream with a large probability.

Lemma 4.3. *The probability that the most biased coin is ever defeated as the king is at most $(\delta/2)$.*

The proof of these key lemmas are postponed to the next two parts. **Theorem 1** now follows easily from these and **Claim 4.1**.

Proof of Theorem 1. **Claim 4.1** ensures the bound on the sample complexity of the algorithm, and **Lemmas 4.2** and **4.3** together with a union bound ensure that with probability at least $1 - \delta$, we return the most biased coin as the answer. ■

Proof of Lemma 4.2

Proof. Let king be any coin other than the most biased coin and suppose the next arriving coin is the most biased one (denoted by coin*). We can write the probability that coin* defeats king based on the different level ℓ of challenges done between the two as follows:

$$\begin{aligned} \Pr(\text{coin}^* \text{ loses to king}) &\leq \sum_{\ell=1}^{\infty} \Pr(\text{coin}^* \text{ loses to king at level } \ell \mid \text{coin has not lost until level } \ell - 1) \\ &\leq \sum_{\ell=1}^{\infty} 2 \cdot \exp(-\ln(1/\delta) \cdot r_{\ell}) \\ &\quad \text{(by Lemma 3.3 and } s_{\ell} \text{ number of samples done in level } \ell) \\ &< 2\delta \cdot \sum_{\ell=1}^{\infty} \exp(-3^{\ell}) \\ &\quad \text{(by definition of } r_{\ell} = 3^{\ell} \text{ and since } \ln(1/\delta) \cdot r_{\ell} \geq \ln(1/\delta) + r_{\ell}) \\ &< (\delta/2) \quad \text{(as this series converges to } < 1/10) \end{aligned}$$

Since the budget is finite, king will lose to coin* in finite time with probability $1 - (\delta/2)$. ■

Proof of Lemma 4.3

We first need to set up some notation. Let $T \in [n]$ denote the time step at which the most biased coin arrives in the stream (i.e., coin_T is the most biased coin coin*). We define the following random variables $\{X_{ij}\}$ for $i, \ell \geq 1$ as the number of coin tosses when comparing king with coin_{T+i} at level

ℓ of their challenge (note that index i refers to the i -th coin that arrives *after* the most biased coin, not from the beginning of the stream):

$$X_{i\ell} = \begin{cases} 0 & \text{if the challenge of coin}^* \text{ and coin}_{T+i} \text{ did not reach level } \ell \\ s_\ell & \text{otherwise} \end{cases}.$$

For any $i \geq 1$, we further define $X_i = \sum_{\ell=1}^{\infty} X_{i\ell}$ which is the number of coin tosses when challenging coin_{T+i} with the king. Finally, define $Y_i := \sum_{j=1}^i X_j$. We prove that with probability $\geq 1 - (\delta/2)$,

$$\text{for every } i \geq 1: \quad Y_i < i \cdot b. \quad (2)$$

This proves [Lemma 4.3](#) since: (1) the *total* number of samples from the time the coin^* is chosen as king till the i -th next coin arrives in the stream is Y_i and (2) the king receives $b \cdot i$ budget by the time we reach the i -th coin; hence, having $Y_i < i \cdot b$ for *all* i simultaneously, implies that the king never exhausted its budget and hence was not overthrown till the end of the stream.

In proving [Eq \(2\)](#), working directly with random variables defined above is rather tricky (as it will become evident from our proof). Hence, we instead define the following random variables:

$$\begin{aligned} \{X'_{i,\ell}\} : \quad X'_{i\ell} &= \begin{cases} 0 & \text{if the challenge of coin}^* \text{ and coin}_{T+i} \text{ did not reach level } \ell \\ r_\ell & \text{otherwise} \end{cases}; \\ & \quad \text{(the difference with } X_{i\ell} \text{ is that we are setting } X'_{i\ell} \text{ to } r_\ell \text{ not } s_\ell) \\ \{X'_i\} : \quad X'_i &= \sum_{\ell=2}^{\infty} X'_{i,\ell}, \quad \{Y'_i\} : \quad Y'_i = \sum_{j=1}^i X'_j. \\ & \quad \text{(note that in defining } X'_i \text{ we are starting } \ell \text{ from 2 and not 1)} \end{aligned}$$

By these definitions, for every $i \geq 1$,

$$X_i \leq \left(\frac{4}{\Delta^2} \cdot \ln(1/\delta) \right) \cdot X'_i + s_1, \quad Y_i \leq \left(\frac{4}{\Delta^2} \cdot \ln(1/\delta) \right) \cdot Y'_i + i \cdot s_1.$$

Hence, by the choice of budget increment b , to prove [Eq \(2\)](#), it suffices to prove the following:

$$\text{for every } i \geq 1: \quad Y'_i < C \cdot i. \quad (3)$$

We now prove [Eq \(3\)](#). The approach is to bound the expected value of each Y'_i , prove that it is concentrated (by showing X'_j is a sub-exponential variable and apply Bernstein's inequality to Y'_i), and show that this concentration is enough to do a union bound over a $\Theta(n)$ -length stream.

Claim 4.4. *For all $i > 0$, $\mathbb{E}[Y'_i] \leq i$.*

Proof. We prove that $\mathbb{E}[X'_j] \leq 1$ for every $j \in [i]$ which implies the claim by linearity of expectation. For every level $\ell > 1$ of the challenge, we have,

$$\begin{aligned} \Pr(\text{challenge gets to level } \ell) &\leq \Pr(\text{challenge gets to level } \ell \mid \text{challenge gets to level } \ell - 1) \\ &\leq 2 \exp(-\ln(1/\delta) \cdot r_{\ell-1}). \end{aligned} \quad (4)$$

where the inequality is by [Lemma 3.3](#) (for the event of coin^* losing) and $s_{\ell-1}$ number of samples done in level $\ell - 1$. For the random variable X'_j , we have,

$$\mathbb{E}[X'_j] \leq \sum_{\ell>1} \Pr(\text{challenge gets to level } \ell) \cdot r_\ell$$

$$\begin{aligned}
&\leq \sum_{\ell>1} 2 \exp(-\ln(1/\delta) + r_{\ell-1}) \cdot r_\ell \quad (\text{by Eq (4) and since } \ln(1/\delta) \cdot r_\ell \geq \ln(1/\delta) + r_\ell) \\
&\leq 2\delta \cdot \sum_{\ell>1} \frac{3^\ell}{\exp(3^{\ell-1})} \leq \delta. \quad (r_\ell = 3^\ell, r_{\ell-1} = 3^{\ell-1}, \text{ and series converges to } < 1/2)
\end{aligned}$$

Noting that $\delta < 1$ concludes the proof of the claim. \blacksquare

Claim 4.4 suggests that $\{Y'_i\}$ behave as we require in Eq (2) in expectation. To prove a concentration bound, we prove that each $(X'_i - \mathbb{E}[X'_i])$ is a sub-exponential variable with small κ (see Section 3).

Claim 4.5. For all $i > 0$, $(X'_i - \mathbb{E}[X'_i])$ is a sub-exponential random variable with $\kappa = \frac{15}{\ln(1/\delta)}$.

Proof. Fix any $t > 0$ and let ℓ be the largest level where $\sum_{j=2}^\ell r_j \leq t$. Note that since $\{r_j\}_{j=1}^\infty$ forms a geometric series, we have $t \leq 5 \cdot r_\ell$. We thus have,

$$\begin{aligned}
\Pr(|X'_i - \mathbb{E}[X'_i]| > t) &\leq \Pr(\text{challenge gets to level } \ell) \\
&\leq 2 \exp(-\ln(1/\delta) \cdot r_{\ell-1}) \quad (\text{by Eq (4)}) \\
&\leq 2 \exp\left(-\ln(1/\delta) \cdot \frac{t}{15}\right). \quad (\text{as } t \leq 5 \cdot r_\ell = 15 \cdot r_{\ell-1})
\end{aligned}$$

This implies the proof by definition of sub-exponential variables in Eq (1) of Section 3. \blacksquare

We can now apply Bernstein's inequality (Proposition 3.1) to $(Y'_i - \mathbb{E}[Y'_i]) = \sum_{j=1}^i (X'_j - \mathbb{E}[X'_j])$ (since by Claim 4.5, variables $\{X'_j\}$ are independent and sub-exponential with $\kappa = \frac{15}{\ln(1/\delta)}$):

$$\begin{aligned}
\Pr(Y'_i \geq C \cdot i) &\leq \Pr(|Y'_i - \mathbb{E}[Y'_i]| \geq (C-1) \cdot i) \leq 2 \cdot \exp\left(-c \cdot \min\left(\frac{(C-1)^2 \cdot i^2}{\kappa^2 \cdot i}, \frac{(C-1) \cdot i}{\kappa}\right)\right) \\
&\quad (\text{by Claim 4.4 to bound the expectation and Proposition 3.1 where } c > 0 \text{ is a constant}) \\
&\leq 2 \cdot \exp\left(-c \cdot \frac{(C-1) \cdot i \cdot \ln(1/\delta)}{15}\right) \quad (\text{by the value of } \kappa = \frac{15}{\ln(1/\delta)} \text{ in Claim 4.5}) \\
&\leq (\delta/2) \cdot \exp(-i). \quad (\text{by picking } C \text{ to be a sufficiently large constant})
\end{aligned}$$

Finally, by this and a union bound for all choices of i , we have,

$$\Pr(\exists i : Y'_i \geq C \cdot i) \leq (\delta/2) \cdot \sum_{i=1}^n \exp(-i) < (\delta/2). \quad (\text{as this series converges to } \frac{1}{e-1} < 1)$$

This proves that with probability $\geq 1 - (\delta/2)$, Eq (3) holds, finalizing the proof of Lemma 4.3.

Remark 4.6. The proof of Lemma 4.3 implies a bound of a random walk with flexible step size (rather than -1 and $+1$). As the analysis of such type of random walk may be useful in other settings as well, we abstract out this problem in Appendix B and analyze it directly.

5 Top k Most Biased Coins: An $O(k)$ -Coin Memory Algorithm

We now consider the more general problem of finding the k most biased coin for any integer $k \geq 1$. In this problem, we have a collection of coins $\{\text{coin}_i\}_{i=1}^n$ arriving in a stream; for simplicity of notation, we use $\text{coin}_{[i]}$ to denote the i -th most biased coin among these. Our goal is then to find

the k coins with largest biases, namely, $\{\text{coin}_{[1]}, \dots, \text{coin}_{[k]}\}$ (in no particular order) for a given integer $k \geq 1$. The gap parameter for this problem, denoted by Δ_k , is now defined as the gap between the bias of the k -th most biased coin and $(k+1)$ -th one, namely $\text{coin}_{[k]}$ and $\text{coin}_{[k+1]}$.

We present a streaming algorithm for this problem with asymptotically optimal space complexity as well as sample complexity (by the lower bound of [37]).

Theorem 2 (Formalization of [Result 2](#)). *There exists a streaming algorithm that given an integer $k \geq 1$, n coins arriving in a stream with gap parameter Δ_k (between k -th and $(k+1)$ -th most biased coins) and confidence parameter $\delta \in (0, 1/2)$, finds the k most biased coins with probability at least $1 - \delta$ using $O(\frac{n}{\Delta_k^2} \cdot \log(k/\delta))$ coin tosses and a memory of $O(k)$ coins.*

5.1 High Level Overview

We follow the same “budgeting” strategy as our algorithm in [Section 5](#). However, as stated in [Section 1](#), there are two main challenges that we need to address: (1) we now need to maintain k “kings”, namely, $\text{KINGS} = \{\text{king}_1, \dots, \text{king}_k\}$ but can no longer compare each arriving coin with (or assign a unit of budget to) every king (otherwise there will be $\Omega(nk)$ samples); and (2) we need to collect all the top- k coins and still cannot guarantee any suitable (probabilistic) outcome while comparing any two of these coins to each other (as there may be no gap between their biases).

There is a natural way for addressing the first challenge: instead of comparing each arriving coin with the k king-coins using $O(k)$ coin tosses, delay processing of arriving coins, by storing them in a *buffer* B , until we collect roughly k of them; then handle all these coins using $O(k \log k)$ coin tosses in total by running the following *trial*: pick a *pivot* coin from B , compare this pivot with every king and every coin in B , and *prune* the buffer by discarding any coin with empirical bias less than the pivot in this trial. Assuming we prune a *constant fraction* of the buffer per each trial (which seems doable, at least in *expectation*, by picking the pivot *randomly*), we can spend $O(k \log k)$ coin tosses per trial and sample $O(n \log k)$ coins in total. Finally, to compare a *king* with a pivot, we can use the challenge subroutine (in our algorithm in [Section 4](#)): allow any king to use its budget and only consider it lost in a challenge when it exhausts its budget entirely (the coins in the buffer will not collect any budget). We can also allocate $O(k \log k)$ budget per each trial (and *not* per each arriving coin) and hope that this should allow us, similar to [Section 4](#), to argue that any top- k pivot will win against any non-top- k king and will later remain in KINGS till the end.

Except that this actually would *no longer work*, which brings us to the second (and the main) challenge raised above. The problem with the above reasoning is that it does not take into account the outcome of challenging a top- k coin as a pivot with another top- k coin as a king. In such a challenge, the previous probabilistic guarantees in [Section 4](#) no longer hold as we have no control on the gap between the biases of these coins. For instance, it is entirely possible that a top- k pivot completely depletes the budget of a top- k king and the troublesome part is that this is the same exact behavior we would also expect from a top- k pivot when challenging a non-top- k king (with no apparent way of distinguishing between the two cases). At the same time, it is also completely possible that the bias of two top- k coins is almost the same and hence their challenges would be completely noisy. The choice of a top- k pivot also highlights another problem: we need to be very “cautious” in the pruning step as when choosing a top- k pivot, we may inadvertently discard other top- k coins (either in the buffer or among KINGS) when they lose to this top- k coin – note that this goes exactly opposite of our goal of pruning a constant factor of the buffer per each trial.

We address the latter challenge by relaxing the requirement of the algorithm (and the analysis) in maintaining the top- k coins among KINGS throughout the entire length of the stream (after their arrival). In other words, in the course of our algorithm, the top- k coins may float between

KINGS (and having a budget) and the buffer B (with no budget). This in turn requires us to relax our pruning rule so that the top- k coins in the buffer do not get discarded in a trial: this is done by limiting the cases when a discard can happen (for instance not doing any pruning when the pivot joins the KINGS), while still ensuring the constant fraction pruning (in expectation) per trial. Finally, the analysis now needs to take into account that a top- k coin may *repeatedly* exhausts its budget and there will be periods of trials in the stream when a top- k coin resides in B with no budget (which we refer to as *risky* trials). Fortunately, by modifying the algorithm appropriately, we can limit the *length* and the *frequency* of such periods throughout the stream and show that with high (constant) probability, any top- k coin will indeed remain among $\text{KINGS} \cup B$ till the end.

5.2 The Algorithm

We now present our algorithm in this section. The input to our algorithm is a set of n coins $\{\text{coin}_i\}_{i=1}^n$ arriving in an arbitrary order in the stream, the gap parameter Δ_k (the gap between the bias of $\text{coin}_{[k]}$ and $\text{coin}_{[k+1]}$), and the confidence parameter $\delta \in (0, 1)$ (the algorithm does not need to know the value of n in advance). We use the following parameters:

$$\{r_\ell\}_{\ell=1}^\infty : r_\ell = 3^\ell;$$

(intermediate parameters to define the number of samples per each level of the challenge)

$$\{s_\ell\}_{\ell=1}^\infty : s_\ell := 16 \cdot \frac{4}{\Delta_k^2} \cdot \ln(k/\delta) \cdot r_\ell;$$

(the number of coin tosses per each level of the challenge)

$$b := 16 \cdot \frac{4}{\Delta_k^2} \cdot C \cdot \ln(k/\delta) + s_1;$$

(the budget given to each king once the buffer is full)

$$K := 10 \cdot k.$$

(the limit on the size of the buffer)

And our algorithm can be presented as follows:

Algorithm FEDERATED-GAME-OF-COIN:

- (1) Initialize $\text{KINGS} = \{\text{king}_1, \dots, \text{king}_k\}$ by the first k arriving coins and let B be the buffer.
- (2) For any $\text{king}_i \in \text{KINGS}$, define the budget $\Phi_i := \Phi(\text{king}_i)$ which is initialized to 0.
- (3) While number of coins in B is less than K , add the next coin in the stream to B .
- (4) **Trial subroutine:** Otherwise, run the following *trial*:
 - (a) Pick a *pivot* $\overline{\text{coin}}$ uniformly at random from B . Increase the budget Φ_i of king_i by b .
 - (b) **Buffer-challenge:** For each $\text{coin}_i \in B$: sample both coin_i and $\overline{\text{coin}}$ for s_1 times and record which one had a higher empirical bias.
 - (c) **King-challenge:** For each $\text{king}_i \in \text{KINGS}$: run the **challenge subroutine** of GAME-OF-COINS between $\overline{\text{coin}}$ and king_i (with new $\{s_\ell\}$ and budget $\Phi(\text{king}_i)$) and record which coin won the challenge (but do not discard any coin).
 - (d) Let D denote the recorded number of times $\overline{\text{coin}}$ was defeated in the trial.
 - (e) *Discard case:* If $D \geq k$: discard $\overline{\text{coin}}$, any coin in $\text{KINGS} \cup B$ that lost to $\overline{\text{coin}}$. Then fill up the remainder of KINGS with the arriving coins of the stream and go to (3).

(f) *Swap case:* If $D < k$: pick $\overline{\text{king}}$ uniformly at random coins in **KINGS** that were defeated by $\overline{\text{coin}}$ (such a coin should exist) and swap $\overline{\text{coin}}$ and $\overline{\text{king}}$, i.e., make $\overline{\text{coin}}$ a new king (with zero budget) and add $\overline{\text{king}}$ to B . Then repeat the trial by going to (a).

(5) At the end, sample each of the coins in $\text{KINGS} \cup B$ for s_1 times and return the top- k ones according to their empirical bias as the answer.

This concludes the description of the algorithm. We note that at this point, the bound on the sample complexity of this algorithm is *in expectation* and not deterministically. For simplicity of exposition, we analyze this variant of the algorithm first and then point out, in [Remark 5.6](#), how to change this slightly so that the algorithm *never* (deterministically) uses more than a fixed certain number of coin tosses bounded by $O(\frac{n}{\Delta_k} \cdot \log(k/\delta))$ (this extension is straightforward). We present the analysis of the algorithm in the next section.

5.3 The Analysis

There are two main parts in the analysis. Unlike our **GAME-OF-COINS** algorithms, bounding the sample complexity of this new algorithm is not straightforward and requires a careful analysis which is the subject of the following lemma.

Lemma 5.1. *The expected number of coin tosses by the algorithm is $O(\frac{n}{\Delta_k} \cdot \log(\frac{k}{\delta}))$.*

The main part however as before is to prove the correctness of the algorithm, which is done by the following lemma.

Lemma 5.2. *The probability that even a single $\text{coin}_{[j]}$ for $j \in [k]$ is discarded before the end of the stream (before [Line \(5\)](#)) is at most $\frac{\delta}{2}$.*

In the following, we first prove each of these two lemmas and then show that how [Theorem 2](#) follows easily from these results.

Proof of [Lemma 5.1](#) (Sample Complexity)

Let us recall that in the algorithm, coin tossing happens only during a *trial* in the trial subroutine (ignoring the last $O(k \cdot s_1)$ samples in [\(5\)](#) which are clearly within the desired bounds on sample complexity by definition of s_1), namely, when the buffer is full and we pick a pivot for challenging the other coins. Let N_{trial} denote the *number of trials* in the algorithm. We have the following claim based on a similar amortized analysis as in our **GAME-OF-COINS** algorithm.

Claim 5.3. *The total number of coin tosses in the algorithm is $O(k \cdot b \cdot N_{\text{trial}})$.*

Proof. In each trial, each king will be given a budget of b and so the total budget given to all kings throughout the algorithm is $(k \cdot b \cdot N_{\text{trial}})$. This ensures that the total number of coin tosses in king-challenges is at most $O(k \cdot b \cdot N_{\text{trial}})$. Moreover, during buffer-challenges, any coin in the buffer will also be tossed s_1 times if it is not the pivot and $K \cdot s_1$ times if it is the pivot. Since $K = O(k)$, and $s_1 = O(b)$, we obtain that the total number of coin tosses in buffer-challenges is also $O(k \cdot b \cdot N_{\text{trial}})$, finalizing the proof. \blacksquare

[Claim 5.3](#) implies that we can bound the sample complexity of the algorithm by bounding N_{trial} which is the content of the next claim.

Claim 5.4. *The expected number of trials is $\mathbb{E}[N_{\text{trial}}] = O(\frac{n}{k})$.*

Proof. Consider the following event:

- $\mathcal{E}_{\text{pivot}}$: the pivot coin $\overline{\text{coin}}$ loses to at least k coins and wins over at least k other coins.

Whenever $\mathcal{E}_{\text{pivot}}$ happens, we discard at least k coins from the buffer. By lower bounding the probability of this event by a constant, we can then argue that the expected number of coins discarded in each trial is $\Omega(k)$. As the next trial can only happen when the buffer again becomes full (thus after $\Omega(k)$ new coins are visited), this will allow us to argue that the expected number of trials before we process the entire stream is $O(n/k)$.

We now lower bound the probability that $\mathcal{E}_{\text{pivot}}$ happens by considering a simpler case that ensures $\mathcal{E}_{\text{pivot}}$. The total number of coins in $\text{KINGS} \cup B$ is $K + k = 11k$. Let us sort these coins in decreasing order of their biases as $\text{coin}_{(1)}, \text{coin}_{(2)}, \dots, \text{coin}_{(K+k)}$. We further partition these coins into the *top* part $Top := \{\text{coin}_{(1)}, \dots, \text{coin}_{(5k)}\}$, the *middle* part $Mid := \{\text{coin}_{(5k+1)}, \dots, \text{coin}_{(7k)}\}$, and the *bottom* part $Bot := \{\text{coin}_{(7k+1)}, \dots, \text{coin}_{(11k)}\}$. See [Figure 1](#) for an illustration.

Now firstly note that since we only have k coins, the probability that the pivot is chosen from Mid is at least $\frac{2k-k}{K} = \frac{1}{10}$. In the following, we condition on this event. Note that conditioned on this event, any coin in Top would lose to $\overline{\text{coin}}$ with probability at most $1/2$, and any coin in Bot which is *not* in KINGS would win against $\overline{\text{coin}}$ with probability at most $1/2$ (a coin in Bot which is a king may have collected a lot of budget and thus still have a more chance of winning against $\overline{\text{coin}}$ even though its bias is less than it). We define the following random variables.

- X_{lose} : number of coins in Top that lose to $\overline{\text{coin}}$ – let $X_{\text{win}} = |Top| - X_{\text{lose}}$.
- Y_{win} : number of coins in $Bot \setminus \text{KINGS}$ that win against $\overline{\text{coin}}$ – let $Y_{\text{lose}} = |Bot \setminus \text{KINGS}| - Y_{\text{win}}$.

We thus have $\mathbb{E}[X_{\text{lose}} \mid \overline{\text{coin}} \in Mid] \leq 5k/2$ and $\mathbb{E}[Y_{\text{win}} \mid \overline{\text{coin}} \in Mid] \leq 3k/2$. As such,

$$\begin{aligned} \Pr(X_{\text{win}} < k \mid \overline{\text{coin}} \in Mid) &\leq \Pr(X_{\text{lose}} \geq 4k \mid \overline{\text{coin}} \in Mid) \leq \frac{5}{8}, \\ \Pr(Y_{\text{lose}} < k \mid \overline{\text{coin}} \in Mid) &\leq \Pr(Y_{\text{win}} \geq 2k \mid \overline{\text{coin}} \in Mid) \leq \frac{3}{4}, \end{aligned}$$

where both inequalities are by Markov bound. Moreover, we have,

$$\Pr(X_{\text{win}} \geq k \wedge Y_{\text{lose}} \geq k \mid \overline{\text{coin}} \in Mid) \leq \left(1 - \frac{5}{8}\right) \cdot \left(1 - \frac{3}{4}\right) = \frac{3}{32},$$

since these events are independent of each other. However, notice that whenever the event above happens, we would be in the ‘discard case’ of the algorithm (since $\overline{\text{coin}}$ has lost to at least k coins in Top) and we would discard at least k coins (all the coins in Y_{lose} that belong to Bot). Hence,

$$\begin{aligned} \Pr(\mathcal{E}_{\text{pivot}}) &\geq \Pr(X_{\text{win}} \geq k \wedge Y_{\text{lose}} \geq k \wedge \overline{\text{coin}} \in Mid) \\ &= \Pr(\overline{\text{coin}} \in Mid) \cdot \Pr(X_{\text{win}} \geq k \wedge Y_{\text{lose}} \geq k \mid \overline{\text{coin}} \in Mid) \\ &\geq \frac{1}{10} \cdot \frac{3}{24} = \frac{3}{320} \geq \frac{1}{200}. \end{aligned}$$

This implies that the expected number of coins that are discarded in each trial is at least $k/100$. Moreover, note that this lower bound holds in every trial *independent* of the outcome of the past

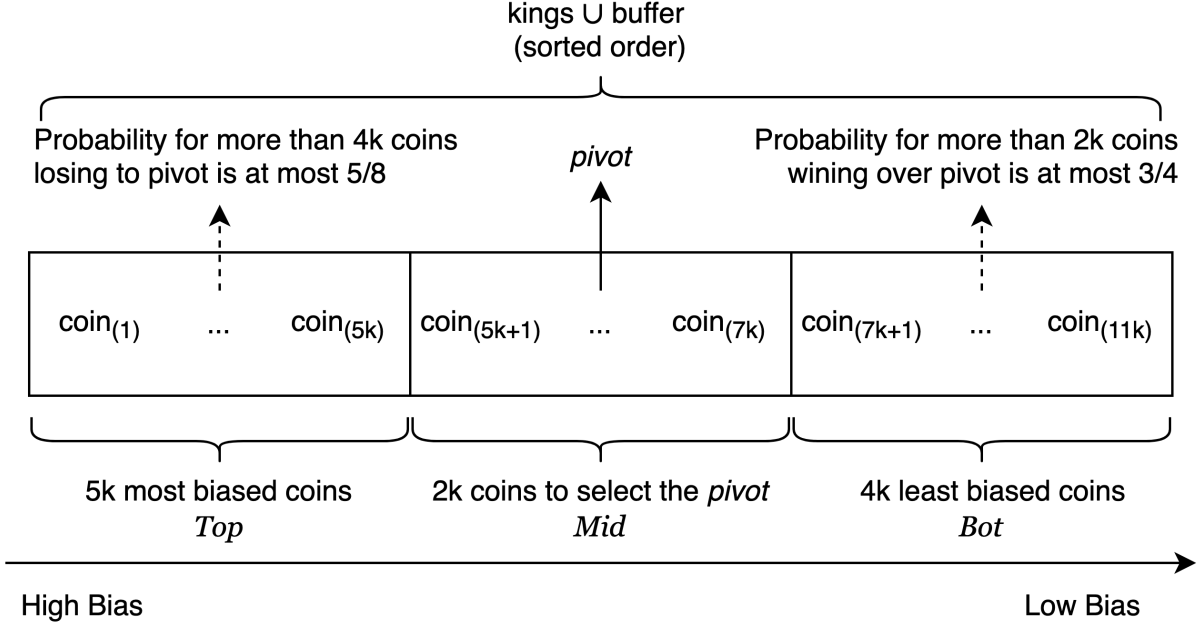


Figure 1: When picking the pivot between the $(5k + 1)$ -th and $(7k)$ -th most biased coins (namely, from *Mid*) from the current KINGS and buffer, the probability for the *pivot* to win over at least k coins *and* lose against at least k coins is at least a constant.

trials (event hough the events between the two trials may not necessarily be independent). This means that the distribution of N_{trial} stochastically dominates the distribution of number of times we see a head by tossing a biased coin with probability $1/200$ of showing a head. For the latter distribution we know that the expected number of tries before we see n heads is $200 \cdot n/k$ and hence we also have $\mathbb{E}[N_{\text{trial}}] \leq 200 \cdot n/k$ (as after seeing n coins the trials are finished). ■

We now formally conclude the proof of [Lemma 5.1](#). Combine [Claim 5.3](#) and [Claim 5.4](#), one can observe that the expected number of coin tosses will be $O(k \cdot b \cdot N_{tr}) = O(k \cdot b \cdot \frac{n}{k}) = O(b \cdot n)$. And according to the definition, this is $O(\frac{n}{\Delta_k^2} \cdot \log(\frac{k}{\delta}))$ as desired.

Remark 5.5. The lower bound of $\frac{1}{200}$ on the probability of $\mathcal{E}_{\text{pivot}}$ proved in [Claim 5.4](#) is quite loose and is easy to see several ways of improving it. However, since this bound is already enough for our purpose and in the interest of simplifying the proof, we opted to use this simple argument anyway.

Remark 5.6. We remark that the probability that N_{trial} is more than twice its expectation is exponentially small in $\Theta(n/k)$ (which we can assume k is at most \sqrt{n} since whenever $k \geq \sqrt{n}$, we can simply toss each coin $O(\log n)$ times to obtain its ‘almost true’ bias and still be within the correct budget – but in this case, we can simply run a deterministic algorithm for finding top- k coins in the stream over the empirical biases). As such, we can simply modify the algorithm by terminating with an arbitrary answer whenever the N_{trial} reaches twice its expected value – this can only decrease the probability of success by $\exp(-\Theta(\sqrt{n}))$ (which again can be assumed to be always $o(\delta)$ by a similar argument as why assuming $k \leq \sqrt{n}$ is without loss of generality). This means that the sample complexity of our algorithm can be bounded *deterministically* also.

Proof of Lemma 5.2 (Correctness of the Algorithm)

Let us start by giving some intuition about the proof before diving into the technical details. The ideal scenario for the algorithm is if we start with all the top- k coins appearing at the beginning of the stream and so from the get go, they all belong to KINGS. In such a scenario, we can invoke Lemma 4.3 from Section 4 in an almost black-box way and argue that the budgeting scheme allows for all these coins to remain in king till the very end of the stream with probability at least $1 - \delta$. The reason this works is that in this case, we never need to consider comparing two top- k coins with each other (as the pivots are sampled from the buffer alone).

Of course, in general, we will not have all top- k coins as KINGS in the beginning. The first thing we need to worry is when a top- k coin enters the buffer (and for now let us assume there is no other top- k coin the buffer for the next foreseeable streaming steps): since this top- k coin does not have any budget, can we still hope to have it around for multiple trials before it is chosen as the pivot and even have a chance of joining the KINGS? Since the pivot is chosen uniformly at random, we would expect this top- k coin to become a pivot itself within the next $O(k)$ trials. Thus, we only need this coin to remain in the buffer for the next $O(k)$ trials; as the coins are sampled $O(\log k)$ times in each trial, we can guarantee this event. Moreover, once this coin is chosen as the pivot, we can also guarantee that it will join the KINGS by the same argument as Lemma 4.2 in Section 4.

Already at this point, we encounter a problem: What if this top- k coin swaps one of the top- k coins in KINGS? Indeed, our pruning rule allows us to argue that with high probability we will *not* have a *discard* step when this coin joins KINGS but inevitably a swap needs to happen and we may very well swap a top- k coin with another top- k coin. This can become even more challenging when multiple top- k coins all join the buffer.

Our main argument here is to show that it is possible to partition the execution of the algorithm over the stream into *long* sequences of “relative safety” in which no top- k coin belongs to the buffer and the top- k coins in KINGS start to accumulate budget (which allows us to do union bound over these long sequences), and *short* outbursts of “risky” trials in which the budget of every king may be depleted and the only thing that saves us through these risky trials is that their numbers are small (so we can directly use a union bound over them). The final step is to use a simple potential function argument to prove that the total number of such risky outbursts is small and most of the stream involves the long non-risky trials (so even though the budgets of the top- k coins in KINGS may get restarted after each risky outbursts, we can still expect them to survive all these outbursts and not get discarded by the end of the stream). We now formalize this intuition.

We start by setting up our notation. Let us define:

- *Risky trial*: A trial with at least one of the top- k coins present in the buffer B ;
- *Non-risky trial*: A trial without any coin from the top- k coins present in the buffer B ;
- *(Non-risky) Chunk*: A maximal sequence of consecutive non-risky trials.

What we intend to prove is as follows (see Figure 2 for an illustration of these definitions):

- (i) During any single non-risky chunks, with large probability of $1 - \text{poly}(\delta)/\text{poly}(k)$, we will not encounter any ‘swap case’ or ‘discard case’ of the algorithm that *removes a top- k coin from KINGS*. In other words, we only enter a risky trial on the condition of a new arriving top- k coin joining the buffer from the stream (Claim 5.7).

- (ii) For a single risky trial, with large probability of $1 - \text{poly}(\delta)/\text{poly}(k)$, no coin among the top- k will be discarded, even though we may encounter many ‘swap case’ or ‘discard case’ in the algorithm (Claim 5.8).
- (iii) The expected number of risky trials as well as (non-risky) chunks is $\text{poly}(k)/\text{poly}(\delta)$ where the bound is small enough to do a union bound over all occurrences of the above cases (Claim 5.9).

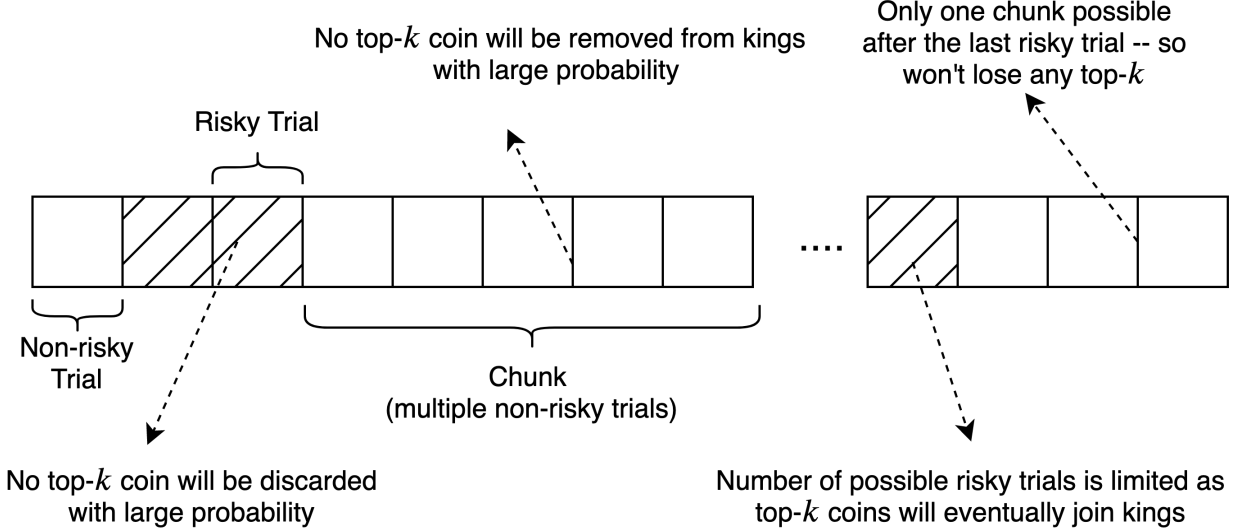


Figure 2: An illustration of the notation, events and arguments adopted in the proof of Lemma 5.2.

The proof of the following claim is analogous to Lemma 4.3.

Claim 5.7. *With probability at least $1 - \frac{\delta^2}{k^{15}}$, any top- k coin in KINGS will not be defeated during a fixed (non-risky) chunk.*

Proof. Let T denote the time step at which the first non-risky trial starts after a bunch of risky trials. We define the following random variables $\{X_{m,i,\ell}\}$ for $m, i, \ell \geq 1$ as the number of coin tosses when comparing the m -th king (king_m) with the pivot $\overline{\text{coin}}$ (which is not among the top- k coins since this is a non-risky trial) on the ℓ -th level of the i -th trial after T . We define:

$$X_{m,i,\ell} = \begin{cases} 0 & \text{if the challenge of } \text{coin}_{\text{king}_m} \text{ and } \overline{\text{coin}} \text{ of the } i\text{-th trial did not reach level } \ell \\ s_\ell & \text{otherwise} \end{cases}.$$

And similarly, we define $X_{m,i} = \sum_{\ell=1}^{\infty} X_{m,i,\ell}$ and $Y_{m,i} := \sum_{j=1}^i X_{m,j}$. Now, instead of proving a $1 - (\delta/2)$ probability, we prove that with probability at least $1 - (\frac{\delta^2}{k^{16}})$:

$$\text{for every } i \geq 1: \quad Y_i < i \cdot b.$$

Without repeating too much the technical details of the proof of Lemma 4.3, we can define $X'_{m,i,\ell}$, $X'_{m,i}$ and $Y'_{m,i}$ as we did exactly in that proof. Then we can replace the $-\ln(1/\delta)$ term in Claim 4.4 with $-16 \cdot \ln(k/\delta)$. The bound will therefore become:

$$\mathbb{E} [X'_{m,j}] \leq \sum_{\ell>1} \Pr(\text{challenge gets to level } \ell) \cdot r_\ell$$

$$\begin{aligned}
&\leq \sum_{\ell>1} \exp(-16 \cdot \ln(k/\delta) + r_{\ell-1}) \cdot r_\ell \\
&\leq 2 \cdot \frac{\delta^{16}}{k^{16}} \cdot \sum_{\ell>1} \frac{3^\ell}{\exp(3^{\ell-1})} \\
&\leq \frac{\delta^2}{k^{16}}. \quad (\text{as this series converges to } < 1/2)
\end{aligned}$$

Also, similar to the proof of [Claim 4.5](#), we can show that for all i , $(X'_{m,i} - \mathbb{E}[X'_{m,i}])$ is a sub-exponential random variable with $\kappa = \frac{15}{16 \cdot \ln(k/\delta)}$ by showing:

$$\Pr(|X'_{m,i} - \mathbb{E}[X'_{m,i}]| > t) \leq 2 \exp\left(-16 \cdot \ln(k/\delta) \cdot \frac{t}{15}\right).$$

Thus, by applying the same argument, we can show that:

$$\Pr(Y'_{m,i} \geq C \cdot i) \leq \frac{\delta^2}{k^{16}} \cdot \exp(-i).$$

Applying a union bound over all upcoming trials, and using the geometric series above, we can show that the probability of $(\exists i : Y'_{m,i} \geq C \cdot i)$ is at most $\frac{\delta^2}{k^{16}}$.

Now notice that unlike the original proof in [Lemma 4.3](#), here the conclusion only applies to one king. Thus, we need to apply another union bound. The number of kings among the top- k coins is at most k . Therefore, the probability of $(\exists m, i : Y'_{m,i} \geq C \cdot i)$ should be at most $\sum_{m=1}^k \Pr(\exists i : Y'_{m,i} \geq C \cdot i) \leq \frac{\delta^2}{k^{15}}$, finalizing the proof. \blacksquare

Claim 5.8. *With probability at least $1 - \frac{\delta^{16}}{k^9}$, in a single risky trial, no top- k coin will be discarded.*

Proof. We first argue that the only way for any top- k coin to get discarded is if one of the following two events happens:

- $\mathcal{E}_{\text{defeated-top}}$: $\overline{\text{coin}}$ is *not* a top- k coin and defeats a top- k coin in $\text{KINGS} \cup B$.
- $\mathcal{E}_{\text{pivot-top}}$: $\overline{\text{coin}}$ is a top- k coin that loses at least k times (namely, have $D \geq k$).

This is the case because of the following: if $\overline{\text{coin}}$ is not a top- k coin, the only way for it to be able to discard a top- k coin is if it wins against it (which is captured by $\mathcal{E}_{\text{defeated-top}}$). On the other hand, if $\overline{\text{coin}}$ is a top- k coin, the only for it to be able to discard *any* other coin, is if it enters a ‘discard case’ that only happens if it loses at least k times (which is captured by $\mathcal{E}_{\text{pivot-top}}$).

We now bound the probability of each of these two events. Fix any top- k coin* $\in \text{KINGS} \cup B$ and the pivot $\overline{\text{coin}}$. Note that $\overline{\text{coin}}$ and coin* are tossed *at least* s_1 times before we decide which one is the winner (coin* may have a budget if it belongs to KINGS on top of the $b \geq s_1$ provided to it at the beginning of this trial but we may and will ignore that for this argument). We have,

$$\begin{aligned}
\Pr(\text{coin}^* \text{ loses to } \overline{\text{coin}}) &\leq 2 \cdot \exp(-16 \cdot \ln(k/\delta) \cdot r_1) \quad (\text{by } \text{Lemma 3.3} \text{ and the choice of } s_1) \\
&\leq \frac{2\delta^{16}}{k^{16}}. \tag{5}
\end{aligned}$$

Doing a union bound over the at most k choices of coin^* , we have (as $k \geq 2$)

$$\Pr(\mathcal{E}_{\text{defeated-top}}) \leq \frac{\delta^{16}}{k^{14}}.$$

Let us now consider the case when $\overline{\text{coin}}$ is a top- k coin. Let $\text{coin}_i \in B$ be any coin which is *not* a top- k coin itself. By (5) (by now replacing the role of coin^* with $\overline{\text{coin}}$ and the previous $\overline{\text{coin}}$ with coin_i), we have,

$$\Pr(\overline{\text{coin}} \text{ loses to } \text{coin}_i) \leq \frac{2\delta^{16}}{k^{16}}.$$

The trickier part is when we should compare $\overline{\text{coin}}$ with some $\text{king}_i \in \text{KINGS}$ which is not a top- k coin itself. Here, we can no longer ignore the fact that king_i may have collected some budget. So $\overline{\text{coin}}$ needs to win against king_i despite king_i having some budget (that we cannot necessarily bound beyond saying it is finite). However, we already proved an analogous statement like this in [Lemma 4.2](#) and the argument here is identical to that. Indeed, we have,

$$\begin{aligned} \Pr(\overline{\text{coin}} \text{ loses to } \text{king}_i) &\leq \sum_{\ell=1}^{\infty} \Pr(\overline{\text{coin}} \text{ loses to } \text{king}_i \text{ at level } \ell \mid \overline{\text{coin}} \text{ has not lost until level } \ell - 1) \\ &\leq \sum_{\ell=1}^{\infty} 2 \cdot \exp(-16 \cdot \ln(k/\delta) \cdot r_\ell) \\ &\quad \text{(by Lemma 3.3 and } s_\ell \text{ number of samples done in level } \ell) \\ &< 2 \cdot \frac{\delta^{16}}{k^{16}} \cdot \sum_{\ell=1}^{\infty} \exp(-3^\ell) \\ &\quad \text{(by definition of } r_\ell = 3^\ell \text{ and since } \ln(k/\delta) \cdot r_\ell \geq \ln(k/\delta) + r_\ell) \\ &< \frac{\delta^{16}}{k^{16}}. \quad \text{(as this series converges to } < 1/10) \end{aligned}$$

By a union bound over the at most $11k$ non-top- k coins in $\text{KINGS} \cup B$, we have that, (note that there are $< k$ top- k coins other than $\overline{\text{coin}}$ and so for $\overline{\text{coin}}$ to lose to at least k coins it should lose to some non-top- k coins and this union bound takes care of that)

$$\Pr(\mathcal{E}_{\text{pivot-top}}) \leq \frac{\delta^{16}}{k^{10}}.$$

A union bound over these two events (and a very loose upper bound) finalizes the proof. \blacksquare

Claim 5.9. *Assuming the events of [Claim 5.8](#) for every upcoming risky trial, with probability at least $1 - \frac{\delta}{k^3}$, the number of risky trials is at most $10 \cdot \frac{k^6}{\delta}$.*

Proof. Let us fix any risky trial. By definition, there must exist at least one top- k coin, denoted by coin^* , in the buffer B . By the random choice of the pivot, we will pick coin^* as the pivot with probability $\frac{1}{10k}$. Let us condition on this event.

Moreover, note that since not all KINGS are top- k coins, there exists at least one non-top- k king, denoted by king_i , in KINGS . By conditioning on the event of [Claim 5.8](#), coin^* will beat king_i and also enters a ‘swap case’. However, there is no guarantee that coin^* did not win against some other coins, some of which may actually be top- k coin themselves. In that case, one of those may

get swapped with coin^* instead of king_i . Still, considering we pick $\overline{\text{king}}$ to swap with coin^* uniformly at random, there is at least a $\frac{1}{k}$ chance that we pick to swap king_i with coin^* . This means that, assuming the event in [Claim 5.8](#), with probability at least $\frac{1}{10k^2}$, we will swap coin^* with king_i .

An important observation here is that as long as the event in [Claim 5.8](#) continues to happen, we will never *decrease* the number of top- k coins in KINGS (this actually follows from the event $\mathcal{E}_{\text{defeated-top}}$ bounded in [Claim 5.8](#) and not the exact statement of the claim itself). This, plus the above fact implies that in each trial, we have a probability of $\geq \frac{1}{10k^2}$ to increase the number of top- k coins among the KINGS (and we will not decrease it conditioned on [Claim 5.8](#)). As the number of top- k coins in KINGS can be increased to k only, we can conclude that the expected number of risky trials before we increase the top- k coins in KINGS to become k is $10k^3$. Hence, by Markov bound, with probability $1 - \frac{\delta}{k^3}$, we can only have $10 \cdot \frac{k^6}{\delta}$ risky trials. ■

We can now use [Claim 5.8](#) and [Claim 5.9](#) and do a union bound (step by step on each upcoming risky trial) to argue that: the number of risky trials is $10 \cdot \frac{k^6}{\delta}$ and in each one, we will only lose a top- k coin with probability at most $\frac{\delta^{16}}{k^9}$; hence, with probability

$$1 - \left(\frac{\delta}{k^3} + \frac{10k^6}{\delta} \cdot \frac{\delta^{16}}{k^9} \right) \geq 1 - \frac{2\delta}{k^3} \quad (\text{as } \delta \leq 1/2)$$

we will keep all the top- k coins throughout all the risky trials and will not have more than $10 \cdot \frac{k^6}{\delta}$ risky trials.

Furthermore, since between any two (non-risky) there should be a risky trial, the above bound gives us an upper bound of $10 \cdot \frac{k^6}{\delta}$ on the number of (non-risky) chunks as well. Thus, by applying [Claim 5.7](#) and a union bound over all these chunks, we obtain that with probability $1 - \frac{10\delta}{k^9} \geq 1 - \frac{\delta}{k^5}$, in none of the (non-risky) chunks also we will lose a top- k coin. Overall, this means that with probability

$$1 - \left(\frac{2\delta}{k^3} + \frac{\delta}{k^5} \right) \geq 1 - \frac{\delta}{2}$$

we will not lose any top- k coin throughout the stream, proving [Lemma 5.2](#).

Proof of [Theorem 2](#)

We are ready to prove [Theorem 2](#). The number of coin tosses for the algorithm immediately follows from conclusion of [Lemma 5.1](#). Moreover, [Lemma 5.2](#) ensures that with probability at least $1 - \frac{\delta}{2}$, all the top- k coins will be maintained in $\text{KINGS} \cup B$ by the end of the stream. Now we need one more simple lemma that states that the very final step of the algorithm also correctly returns the set of top- k coins. The proof of this lemma follows from our earlier results (and also from known results in the literature since we can simply run any standard algorithm for finding top- k coins on these set of $O(k)$ coins at the end).

Lemma 5.10. *With probability at least $1 - \delta$, the algorithm will return the top- k coins in line (5) of algorithm FEDERATED-GAME-OF-COIN.*

Proof. By [Lemma 5.2](#), with probability $1 - \frac{\delta}{2}$, we have the top- k coins in $\text{KINGS} \cup B$ by the end of the stream. Moreover, we have shown in the proof of [Claim 5.8](#) that for any pair of a top- k coin and a non-top- k coin, if we toss both of them s_1 times, the probability for the latter to have a higher empirical bias than the former is at most $\frac{\delta^2}{k^{12}}$. This plus a union bound over the $10k$ coins implies that in this step also we may not return the top- k coins with probability only $\frac{\delta}{2}$, finalizing the proof. ■

6 Partition with Noisy Comparisons

In this section, we consider one applications of our techniques to the problem of top- k recovery from noisy comparisons.

Problem Definition

In this problem, we have a collection of n elements, denoted by $\{\text{element}_i\}_{i=1}^n$, with an *unknown total order* over these elements. The algorithm has a ‘noisy’ access to this ordering: for any pairs of elements, the algorithm can query the order between the elements of this pair; with probability $1/2+\gamma$, the answer is according to the underlying total ordering, and with the remaining probability, the answer is arbitrary. The goal in the top- k problem is to, given $\{\text{element}_i\}_{i=1}^n$, parameters k and γ , and query access to the underlying ordering, output the top largest k elements according to this ordering, using a minimal number of queries. This problem is also sometimes referred to as the *select* problem and its special case of $k = 1$ is called the *MAX* problem in the literature.

We can model this problem in the streaming setting as before: the elements in $\{\text{element}_i\}_{i=1}^n$ are arriving one by one in the stream and the algorithm is only allowed to store a limited number of these elements – to query a pair of elements at any point, both elements are required to be in the memory of the algorithm.

Our Results for the Top- k Recovery Problem

We obtain the following algorithms for this problem.

Theorem 3. (Formalization of [Result 3](#)) *There exists streaming algorithms that given n elements arriving in a stream, parameters k and γ , and the confidence parameter δ , with probability at least $1 - \delta$, find the top k largest element in the underlying ordering in the noisy comparison model, using $O(k)$ memory and $O(\frac{n}{\gamma^2} \cdot \log(k/\delta))$ (noisy) comparisons.*

We shall note that the number of comparisons done by all our algorithms are *optimal* (even in the absence of any memory restriction).

The algorithms can be directly obtained by showing that the top- k recovery problem is mathematically equivalent to finding the k most biased coin with gap at least γ . In this sense, one can directly apply our algorithms in [Theorem 1](#) and [Theorem 2](#) (depending on whether $k \geq 2$) to get the results.

To show the mathematical equivalence of the two problems, the following lemma is crucial:

Lemma 6.1. *Let element_1 and element_2 be a pair of elements with true order $\text{element}_1 \succ \text{element}_2$ (‘ \succ ’ here means ‘has a higher order than’). Suppose the noisy comparison will return a correct answer with probability $\frac{1}{2} + \gamma$, and we query the comparison $\frac{K}{\gamma^2}$ times and determine the element that wins the most times as the higher order element. Then,*

$$\Pr(\text{element}_2 \text{ is considered higher order by the algorithm}) \leq 2 \cdot \exp\left(-\frac{1}{4} \cdot K\right).$$

Proof. The proof is similar to the proof of [Lemma 3.3](#). Let us define two random variables:

- \mathcal{C}_r : The number of times the query returns element_1 is greater than element_2
- \mathcal{C}_w : The number of times the query returns element_1 is smaller than element_2

By definition and problem setup, we will have $\mathbb{E}[\mathcal{C}_r] = (\frac{1}{2} + \gamma) \cdot \frac{K}{\gamma^2}$ and $\mathbb{E}[\mathcal{C}_w] \leq \frac{1}{2} \cdot \frac{K}{\gamma^2}$. Applying [Proposition 3.2](#) to both random variables will result in:

$$\begin{aligned} \Pr\left(\mathcal{C}_r \leq \left(\frac{1}{2} + \frac{\gamma}{2}\right) \cdot \frac{K}{\gamma^2}\right) &\leq \exp\left(-\left(\frac{\gamma}{2}\right)^2 \cdot \left(\frac{K}{\gamma^2}\right)\right) = \exp\left(-\frac{1}{4} \cdot K\right); \\ \Pr\left(\mathcal{C}_w \geq \left(\frac{1}{2} + \frac{\gamma}{2}\right) \cdot \frac{K}{\gamma^2}\right) &\leq \exp\left(-\left(\frac{\gamma}{2}\right)^2 \cdot \left(\frac{K}{\gamma^2}\right)\right) = \exp\left(-\frac{1}{4} \cdot K\right). \end{aligned}$$

A union bound on the events will conclude the proof. \blacksquare

By [Lemma 6.1](#), one can change the process of coin tossing and comparison in the algorithms in [Theorem 1](#) and [Theorem 2](#) to query and order with the same number of times. Thus, the properties of the algorithms we proved in [Theorem 1](#) and [Theorem 2](#) can directly lead to the proof of [Theorem 3](#).

7 Approximate Exploration in Stochastic Multi-Armed Bandits

We consider another application of our algorithms, this time to the approximate exploration problem in stochastic multi-armed bandits under the $\text{PAC}(\varepsilon, \delta)$ framework.

Problem Definition

In the stochastic multi-armed bandit (MAB) problem, we have a collection of n arms $\{\text{arm}_i\}_{i=1}^n$. Each sample (or pull) of any arm_i results in a reward in $[0, 1]$ sampled from an unknown distribution with mean $\mu_i \in [0, 1]$ ³. For a parameter $\varepsilon \in (0, 1)$, we say that an arm_i is an ε -best arm if its expected reward is at most ε smaller than the expected reward of the maximum (the best arm), or alternatively $\mu_i \geq \max_j \mu_j - \varepsilon$. In the exploration problem, our goal is to, given the arms $\{\text{arm}_i\}_{i=1}^n$ and a parameter $\varepsilon > 0$, return any ε -best arm using a minimal number of arm pulls with probability $1 - \delta$ – a task that fits naturally in the classical $\text{PAC}(\varepsilon, \delta)$ framework.

We study this problem in the streaming model as follows: The arms are arriving one by one in a stream and the algorithm needs to store each arm explicitly if it wants to pull it at some later point in the stream as well. Based on the above model, our results on the ε -best arm problem include the following algorithms

- An algorithm using a memory of a single arm and $O(\frac{n}{\varepsilon^2} \cdot \log(1/\delta))$ arm pulls assuming at least ε gap between the largest (expected) reward and the second largest reward.
- An algorithm using a memory of $O(\log^*(n))$ arms and $O(\frac{n}{\varepsilon^2} \cdot \log(1/\delta))$ arm pulls.
- An algorithm using a memory of two arms and $O(\frac{n}{\varepsilon^2} \cdot \log(1/\delta) + \log^2(n) \cdot \frac{\log^2(1/\delta)}{\varepsilon^3})$ arm pulls.

(The latter two algorithms do not require making an assumption on the gap between the largest and second largest reward.)

When a gap of at least ε exists between the best and second-best arms, the problem can simply be solved by our main algorithm `GAME-OF-COINS` – nothing needs to be changed except the notation. Hence, we omit the repetition of excessive technical details and focus on the second and the third algorithms in this section.

³Our results extend verbatim to any Sub-Gaussian reward distribution with no assumption on range of the rewards. This, to the best of our knowledge, is the common characteristic of all prior work on exploration in MAB as well, and simply follows from the fact that the Chernoff-Hoeffding inequality used in the proofs extends directly to these distributions. As such, we omit the details.

7.1 The $O(\log^*(n))$ Memory Algorithm

We design the following streaming algorithm.

Theorem 4. *There exist a streaming algorithm that given n arms arriving in a stream, the approximation parameter $\varepsilon \in (0, 1)$, and the confidence parameter δ , with probability at least $1 - \delta$, finds an ε -best arm using a memory of $O(\log^*(n))$ arms and $O(\frac{n}{\varepsilon^2} \cdot \log(1/\delta))$ arm pulls.*

For the problem of finding the ε -best arm without the gap guarantee, our GAME-OF-COINS algorithm does not work in general. The issue here is that if a bunch of arms with gaps far smaller than ε arrive in a consecutive manner, the less stronger arms will have non-trivial probabilities to replace the stronger ones. And if this type of event happens over time, arms with gap larger than ε will eventually become selected as the king in the algorithm.

We tackle the above problem by iteratively refining the gap of selecting arms. Specifically, we leverage the framework of the $\log^*(n)$ space algorithm in [Appendix A](#), and repetitively narrowing the gap of $\varepsilon_l = O(\frac{\varepsilon}{2^{l-1}})$ at each layer l . Since the number of arms with the $\log^*(n)$ space algorithm will rule out arms by a tower factor, we will have enough additional budget to pay for the up-sampling factor.

Another concern is that with the $\log^*(n)$ -memory framework, the numbers of challenges in the higher levels become large, and an arm with more than ε gap may eventually be selected. We address this issue by making the challengers' requirement more demanding and it can only become the best arm of the level if it has a higher empirical reward than the *best record* of the stored arm, as opposed to the repeatedly comparing this arm with the best arm on this level⁴. The algorithm can be shown as follows:

Algorithm:

Parameters:

$$\{\varepsilon\}_{\ell \geq 1} : \varepsilon_\ell = \frac{\varepsilon}{10 \cdot 2^{\ell-1}} \quad (\text{gap parameter at each level})$$

$$\{r_\ell\}_{\ell \geq 1} : r_1 := 4, \quad r_{\ell+1} = 2^{r_\ell}; \quad \{\beta_\ell\}_{\ell \geq 1} : \beta_\ell = \frac{1}{\varepsilon_\ell^2}; \quad \beta = \frac{1}{\varepsilon^2}$$

(intermediate variables to define s_ℓ and c_ℓ)

$$\{s_\ell\}_{\ell \geq 1} : s_\ell = 4\beta_\ell(\ln(\frac{1}{\delta}) + 3r_\ell) \quad (\text{number of samples per each level})$$

$$\{c_\ell\}_{\ell \geq 1} : c_1 = 2^{r_1}, \quad c_\ell = \frac{2^{r_\ell}}{2^{\ell-1}} (\ell \geq 2). \quad (\text{the bound for restarting the counter of each level})$$

Counters: C_1, C_2, \dots, C_t $t = \lceil \log^*(n) \rceil + 1$;

Reward records: $p_1^*, p_2^*, \dots, p_t^*$, initialize with 0;

Stored arms: $\text{arm}_1^*, \text{arm}_2^*, \dots, \text{arm}_t^*$ the most bias coin of ℓ -th level.

- For each arriving arm_i in the stream do:

(1) Read arm_i to memory.

(2) **Aggressive Selective Promotion:** Starting from level $\ell = 1$:

⁴This step is what was missing from our original algorithm for this problem in the previous version of the paper which led to the aforementioned error discussed in the Introduction.

- (a) Sample arm_i for s_ℓ times and get $\widehat{p}_{\text{arm}_i}$. Drop arm_i if $\widehat{p}_{\text{arm}_i} < p_\ell^*$;
 - (b) Otherwise, replace arm_ℓ^* with arm_i and set $p_\ell^* = \widehat{p}_{\text{arm}_i}$.
 - (c) Increase C_ℓ by 1.
 - (d) If $C_\ell = c_\ell$, send arm_ℓ^* to the next level by calling Line (2)a with $(\ell = \ell + 1)$.
- (3) Return arm_t^* as the selected most bias coin.

At a first glance, the algorithm is very similar to the $\log^*(n)$ space algorithm for the coin tossing problem – in addition to the change of notation, the only differences here are that we add a $\frac{1}{10 \cdot 2^{\ell-1}}$ factor for each level of ε , and the empirical reward of each arm will be only tested once. We will show that, after adding this up-sampling factor, the overall sample complexity will still be $O(\frac{n}{\varepsilon^2} \log(\frac{1}{\delta}))$ (consistent with the similar result of the $O(\log^*(n))$ -memory coin tossing algorithm in [Appendix A](#)); and the second modification guarantees the correctness of the algorithm. Formally, we claim:

Lemma 7.1. *The sample complexity of the algorithm is $O(n \cdot \beta \cdot \log(\frac{1}{\delta})) = O(\frac{n}{\varepsilon^2} \cdot \log(1/\delta))$.*

Proof. Most part of this proof can be directly taken from the proof of [Lemma A.12](#). Recall that at each level ℓ , the number of arms to be processed will be bounded by $\frac{n}{\prod_{i=1}^{\ell-1} c_i}$. Thus, the total number of sampling at level ℓ is $\frac{4n \cdot \beta_\ell \cdot (\ln(\frac{1}{\delta}) + 3r_\ell)}{\prod_{i=1}^{\ell-1} c_i}$ times. Observe that by the definition, there is $\beta_\ell = \beta \cdot (10 \cdot 2^{\ell-1})^2$; hence, the total number of sampling among all levels should be:

$$\begin{aligned}
\sum_{\ell=1}^{\lceil \log^*(n) \rceil + 1} \frac{4n \cdot \beta_\ell \cdot (\ln(\frac{1}{\delta}) + 3r_\ell)}{\prod_{i=1}^{\ell-1} c_i} &= 4n \cdot \beta \sum_{\ell=1}^{\lceil \log^*(n) \rceil + 1} \frac{(\ln(\frac{1}{\delta}) + 3r_\ell)}{\prod_{i=1}^{\ell-1} c_i} \cdot (10 \cdot 2^{\ell-1})^2 \\
&\leq 400n \cdot \beta \sum_{\ell=1}^{\infty} \left(\frac{\ln(\frac{1}{\delta})}{c_{\ell-1}} + \frac{3r_\ell}{c_{\ell-2}c_{\ell-1}} \right) \cdot 2^{2\ell-2} \\
&= 400n \cdot \beta \left(\sum_{\ell=1}^{\infty} \frac{\ln(\frac{1}{\delta}) \cdot 4^{\ell-1}}{c_{\ell-1}} + \sum_{\ell=1}^{\infty} \frac{3 \cdot 2^{3\ell-4}}{c_{\ell-2}} \right) \\
&\leq 400n \cdot \beta \cdot 2 \ln\left(\frac{1}{\delta}\right) + 1200n\beta(O(1) + \sum_{\ell=5}^{\infty} \frac{2^{4\ell-7}}{r_{\ell-2}}) \\
&\hspace{15em} (\sum_{\ell=1}^4 r^\ell 2^{2\ell-2} = O(1)) \\
&\leq 800n \cdot \beta \ln\left(\frac{1}{\delta}\right) + O(1) \cdot n\beta. \hspace{5em} (\sum_{\ell=5}^{\infty} \frac{2^{4\ell-7}}{r_{\ell-2}} < 1)
\end{aligned}$$

And in asymptotic notation, this is $O(n \cdot \beta \cdot \log(\frac{1}{\delta})) = O(\frac{n}{\varepsilon^2} \cdot \log(1/\delta))$. ■

Lemma 7.2. *With probability at least $1 - \delta$, the coin selected by the algorithm is an ε -best arm.*

Proof of [Lemma 7.2](#)

This proof is similar to the proof of [Lemma A.13](#). The major difference is that instead of claiming the consistent selection of the best arm, we claim here that after each level ℓ , the selected best arm arm_ℓ^* has at most ε_ℓ gap with the best arm of the previous layer $(\ell - 1)$. Specifically, according to [Lemma 3.3](#), at each level ℓ , for an arm with reward p , the probability for its empirical reward \widehat{p} to

deviate beyond $\frac{\varepsilon_\ell}{2}$ is small:

$$\begin{aligned}\Pr(\widehat{p} < p - \frac{\varepsilon_\ell}{2}) &\leq \exp(-\frac{1}{4} \cdot 4(\ln(\frac{1}{\delta}) + 3r_\ell)) \leq \frac{\delta}{2^{3r_\ell}} \\ \Pr(\widehat{p} > p + \frac{\varepsilon_\ell}{2}) &\leq \exp(-\frac{1}{4} \cdot 4(\ln(\frac{1}{\delta}) + 3r_\ell)) \leq \frac{\delta}{2^{3r_\ell}}\end{aligned}\tag{6}$$

Consequently, let p_ℓ be the highest reward in one iteration of level ℓ (counter from 0 to c_ℓ), the following claims hold.

Claim 7.3. *Fix a level ℓ , with probability at least $(1 - \frac{\delta}{2^{3r_\ell}})$, $p_\ell^* \geq p_\ell - \frac{\varepsilon_\ell}{2}$.*

Proof. This is a natural corollary of the first inequality of Eq (6), which says that when we pull the arm with reward p_ℓ for s_ℓ times, the probability for the empirical reward to be less than $p_\ell - \frac{\varepsilon_\ell}{2}$ is at most $\frac{\delta}{2^{3r_\ell}}$. Hence, when we compare this \widehat{p} with p_ℓ^* , either p_ℓ^* is already at least $p_\ell - \frac{\varepsilon_\ell}{2}$, or we replace p_ℓ^* with the larger value. ■

Claim 7.4. *Fix a level ℓ , with probability at least $(1 - \frac{\delta}{2^{3\ell-1}})$, any arm with $p < p_\ell - \varepsilon_\ell$ has empirical reward $\widehat{p} < p_\ell - \frac{\varepsilon_\ell}{2}$.*

Proof. This is a natural corollary of the second inequality of Eq (6). Based on the inequality, conditioning on an arm is with reward less than $p_\ell - \varepsilon_\ell$, we have $\Pr(\widehat{p} \geq p_\ell - \frac{\varepsilon_\ell}{2}) \leq \Pr(\widehat{p} > p + \frac{\varepsilon_\ell}{2}) \leq \frac{\delta}{2^{3r_\ell}}$. Applying a union bound over at most $c_\ell = \frac{2^{r_\ell}}{2^{\ell-1}}$ arms, the probability for ‘reward overflow’ to happen on any arm at level ℓ is at most $\frac{\delta}{2^{3r_\ell}} \cdot \frac{2^{r_\ell}}{2^{\ell-1}} \leq \frac{\delta}{2^{3\ell-1}}$. ■

Combining Claim 7.3 and Claim 7.4, we can prove follows:

Claim 7.5. *After the arm with the highest reward (the best arm) joins the stream, with probability at least $1 - \delta$, at any level ℓ , there is at least one arm with at most $\sum_{i=1}^{\ell} \varepsilon_i$ reward gap between the best arm.*

Proof. We can apply a union bound over the events of Claim 7.3 and Claim 7.4 and get that with probability at least $(1 - \frac{\delta}{2^{3r_\ell}} - \frac{\delta}{2^{3\ell-1}}) \geq (1 - \frac{\delta}{2^{2\ell}})$, there are ($p_\ell^* \geq p_\ell - \frac{\varepsilon_\ell}{2}$) and any arm with $p < p_\ell - \varepsilon_\ell$ has empirical reward $\widehat{p} < p_\ell - \frac{\varepsilon_\ell}{2}$. Hence, we conclude that with probability at least $(1 - \frac{\delta}{2^{2\ell}})$, no arms with reward more than ε_ℓ -lower from the arm with the highest reward of the current iteration will be sent to the higher level. Thus, by applying a union bound over all the levels, we can bound the probability of selecting any arm at level ℓ with reward gap $\geq \varepsilon_\ell$ from the best arm selected on level $(\ell - 1)$ as

$$\sum_{\ell=1}^{\lceil \log^*(n) \rceil + 1} \frac{\delta}{2^{2\ell}} \leq \delta \sum_{\ell=1}^{\infty} \frac{1}{2^{2\ell}} < \delta$$

During the stream of arms, the best arm arm^* will eventually join at the first level. Then, with probability at least $(1 - \delta)$, since any reward gap between two levels will not be greater than ε_ℓ , there should be at least one arm at any level with gap $\leq \sum_{i=1}^{\ell} \varepsilon_i$ from the best arm. ■

Conditioning on the event of Claim 7.5, the gap between the best arm and the arm_ℓ^* at any level ℓ is bounded. Accumulating the gap among every level and summing up will give us

$$\sum_{\ell=1}^{\lceil \log^*(n) \rceil + 1} \varepsilon_\ell = \sum_{\ell=1}^{\lceil \log^*(n) \rceil + 1} \frac{\varepsilon}{10 \cdot 2^{\ell-1}} \leq \frac{\varepsilon}{30} \sum_{\ell=1}^{\infty} \frac{1}{2^{\ell-1}} \leq \frac{\varepsilon}{3} < \varepsilon.$$

That is to say, the cumulative gap between the best arm and the selected arm is less than ε , which satisfies the definition of selecting an ε -best arm. Therefore, we verify the correctness of the algorithm; the space complexity is clearly $O(\log^*)$, which proves [Theorem 4](#).

7.2 The $O(1)$ Memory Algorithm

We now introduce an algorithm that uses only 2 arms memory and is more closely related to the ideas behind GAME-OF-COINS compared to our algorithm in the previous section.

Theorem 5. *There exist a streaming algorithm that given n arms arriving in a stream, the approximation parameter $\varepsilon \in (0, 1)$, and the confidence parameter δ , with probability at least $1 - \delta$, finds an ε -best arm using a memory of two arms and $O(\frac{n}{\varepsilon^2} \cdot \log(1/\delta) + \log^2(n) \cdot \frac{\log^2(1/\delta)}{\varepsilon^3})$ arm pulls.*

We remark that when ε is not too small ($\varepsilon > \omega(\frac{\log^2(n)}{n})$), our algorithm achieves $O(\frac{n}{\varepsilon^2} \cdot \log(1/\delta))$ sample complexity and a memory of two arms, which almost matches our result in [Theorem 1](#) with known gap guarantee.

High-level Overview of the algorithm

As we have discussed before, the central issue that blocks our GAME-OF-COINS algorithm to be applied to the ε -best arm is the lack of a gap parameter. Per the perspective of the algorithm, even regardless of the correctness, such a parameter is essential. Therefore, a naive idea is to *artificially* set a gap parameter Δ (say, $\Delta = \frac{\varepsilon}{3}$), and run the GAME-OF-COINS algorithm with such a artificial gap. Denoting the reward of the stored king as \tilde{p} , we consider the following *dreamland* scenario: when the king is an ε -best arm, all the arriving arms are with reward less than $\tilde{p} - \Delta$. In this case, we can simply run the GAME-OF-COINS algorithm with the artificially specified Δ and discard the king whenever its budget is exhausted, and the correctness and the sample complexity almost immediately follows from [Theorem 1](#).

Our challenge is to address the situations outside of the dreamland. More specifically, when arms with rewards of more than $\tilde{p} - \Delta$ arrive, it is unclear whether there is a unified way to treat them: if we simply replace the king if the budget is exhausted, the stream of arms may eventually replace the king with an arm of reward gap more than ε ; on the other hand, if we allow extra arm pulls, it remedies the case when the king is a ε -best arm, but the number of arm pulls blows up when the number of arriving arms with rewards of more than $\tilde{p} - \Delta$ is large.

Our solution to the above dilemma is to separate the cases for the king as the best and other arms when the rewards of the arriving arms are more than $\tilde{p} - \Delta$. Intuitively, if the current king is using a lot of arm pulls, it is either because it is not an ε -best arm, or because there are a lot of arms with reward at least $\tilde{p} - \Delta$. However, if it is the latter case, we can uniformly at random sample $O(\frac{\log(n)}{\Delta}) = O(\frac{\log(n)}{\varepsilon})$ arms, and with a high probability, one of the ε -best arms will be sampled. In this way, we can make it safe to discard a king and update the estimation whenever it costs too many arm pulls.

Another issue is how to get a reliable estimation of \tilde{p} . The naive way to get good estimations for *every* arm with high probability is to pull each arm around $O(\log(n))$ times, but this blows up the sample complexity. Therefore, we use an alternative idea that maintains the estimation \tilde{p} as $t \cdot \frac{\varepsilon}{30}$, where t is an integer that is updated by the algorithm (think of t as a ‘level’ – although different from the notion of level we used in the challenge). In this way, there are at most $O(\frac{1}{\varepsilon})$ levels of estimations of the rewards. By carefully designing the algorithm, we can show that the value of \tilde{p} is only different from the real reward of the king up to a fraction of ε when the best arm becomes the king. Therefore, the above intuitions can be applied to get the ε -best arm.

To formalize the above intuitions, we introduce the notion of *Top* and *Bottom* arms as follows. Note that these definitions are self-contained and more general than the context of the ε -best arm. For any reward \tilde{p} and any gap Δ , we can define the top and bottom arms.

Definition 1 (Top and Bottom Arms). *Let \tilde{p} be a given reward, Δ be the gap parameter, and p_i be the reward of arm_i . We say the set of arms $\mathcal{T}_{\tilde{p}, \Delta} := \{\text{arm}_i | (\tilde{p} - \frac{2}{3}\Delta) \leq p_i \leq (\tilde{p} + \frac{1}{3}\Delta)\}$ is the set of (\tilde{p}, Δ) -Top arms; Similarly, we say the set of arms $\mathcal{B}_{\tilde{p}, \Delta} := \{\text{arm}_i | p_i < (\tilde{p} - \frac{2}{3}\Delta)\}$ is the set of (\tilde{p}, Δ) -Bottom arms.*

Introduction to MAB SUBROUTINE

We now formalize the above intuitions. To help understand the properties of the algorithm, we first present a modified MAB SUBROUTINE for multi-armed bandits. Compared to the original subroutine used in [Theorem 1](#), the new challenge subroutine does *not* allow the challenger to always bringing up the level of challenge. If at a certain level, the number of arm pulls has become $O(\frac{\log(n)}{\Delta^2})$, we explicitly terminate the process and determine the winner. This method could fail to preserve the king if the the reward of the king is only slightly higher than the challenger; however, an arm whose reward is very close to the best suffices the purpose of the ε -best arm problem (we will see more details in the analysis). On the other hand, by capping the sample complexity to $O(\frac{\log(n)}{\Delta^2})$, the sample complexity for each given \tilde{p} can be bounded by $O(\frac{n}{\Delta})$ as long as the (\tilde{p}, Δ) -Top arms is of size at most $O(\frac{\Delta \cdot n}{\log(n)})$ – the importance of this will be clear in the final algorithm.

The details of MAB SUBROUTINE is as follows.

Algorithm MAB SUBROUTINE:

Parameters:

$$\begin{aligned}
 L &= \log \log(n) && \text{(number of levels)} \\
 \{\alpha_\ell\}_{\ell=1}^L &: \alpha_\ell = \min(3^\ell, \log(n)); && \text{(intermediate variable to define } s_\ell) \\
 \{s_\ell\}_{\ell=1}^L &: s_\ell := \frac{180}{\Delta^2} \cdot \log(1/\delta) \cdot \alpha_\ell; && \text{(number of arm pulls at each level)} \\
 b &:= \frac{180}{\Delta^2} \cdot C \cdot \log(1/\delta) + s_1. && \text{(} C \text{ is a sufficiently large constant)}
 \end{aligned}$$

1. Let arm_1 be the *incumbent* arm and arm_2 be the *challenger* arm.
2. For level $\ell = 1$ to L do:
 - (a) If $\alpha_\ell = \log(n)$, declare this level as the final.
 - (b) Pull both arms s_ℓ times, and get empirical rewards \hat{p}_1 and \hat{p}_2 .
 - (c) If $\hat{p}_1 > \hat{p}_2$, drop arm_2 and return.
 - (d) Otherwise, let $\ell = \ell + 1$ and go to the next level.
3. If $\hat{p}_2 \geq \hat{p}_1$ at every level ℓ , then we declare arm_2 defeats arm_1 and let arm_2 become the new *incumbent* arm.

And we present claims characterizing the property of MAB SUBROUTINE. We start with bounding the sample complexity.

Claim 7.6. *The number of possible arm pulls to be used by a single arm is at most $540 \cdot \frac{\log(n)}{\Delta^2} \cdot \log(1/\delta)$.*

Proof. We note that the number of arm pulls on the highest level is $180 \cdot \frac{\log(n)}{\Delta^2} \cdot \log(1/\delta)$, the second-last level has number of arm pulls at most $180 \cdot \frac{\log(n)}{\Delta^2} \cdot \log(1/\delta)$, and the rest of the levels decreases by a factor of $\frac{1}{3}$. Therefore, the number of total possible arm pulls for a single arm at most

$$\begin{aligned} 180 \cdot \frac{\log(n)}{\Delta^2} \cdot \log(1/\delta) \cdot \left(1 + \sum_{\ell=L-1}^1 \left(\frac{1}{3}\right)^{L-\ell-1}\right) &\leq 180 \cdot \frac{\log(n)}{\Delta^2} \cdot \log(1/\delta) \cdot \left(1 + \sum_{\ell=0}^{\infty} \left(\frac{1}{3}\right)^{\ell-1}\right) \\ &= \frac{5}{2} \cdot 180 \cdot \frac{\log(n)}{\Delta^2} \cdot \log(1/\delta) \cdot \left(1 + \sum_{\ell=0}^{\infty} \left(\frac{1}{3}\right)^{\ell-1}\right) \\ &\qquad\qquad\qquad \left(\sum_{\ell=0}^{\infty} \left(\frac{1}{3}\right)^{\ell-1} = \frac{3}{2}\right) \\ &\leq 540 \cdot \frac{\log(n)}{\Delta^2} \cdot \log(1/\delta). \end{aligned}$$

■

We now turns to the empirical rewards for the incumbent and challenger arms. We begin with stating the completeness of the incumbent arm: it does *not* get defeated if their reward gap is sufficiently large.

Claim 7.7. *If $p_2 < (p_1 - \frac{\Delta}{3})$, then $\hat{p}_1 > \hat{p}_2$ with probability at least $1 - \frac{\delta}{4n}$.*

Proof. Note that for arm_2 to replace arm_1 , it has to have a higher reward than arm_1 at *every* level. And at the top level ($\ell = \log \log(n)$ or when $\alpha \geq \log(n)$), we have $s_\ell = \frac{20}{(\Delta/3)^2} \cdot \log(1/\delta) \cdot \log(n)$ arm pulls. Therefore, we have

$$\begin{aligned} \Pr(\hat{p}_2 > \hat{p}_1 \text{ on every level}) &\leq \Pr(\hat{p}_2 > \hat{p}_1 \text{ on the top level}) \\ &\leq 2 \cdot \exp\left(-\frac{1}{4} \cdot 20 \cdot \log(1/\delta) \cdot \log(n)\right) \qquad \text{(By Lemma 3.3)} \\ &= 6 \cdot 2^{-5} \cdot \delta \cdot \exp(-\log(n)) \\ &\leq \frac{\delta}{4n}. \end{aligned}$$

■

We then show the soundness of MAB SUBROUTINE: if the challenger arm is indeed better, the incumbent arm will be defeated.

Claim 7.8. *If $p_2 > (p_1 + \Delta)$, then arm_2 eventually becomes the king with probability at least $(1 - \frac{\delta}{8})$.*

Proof. We can compute the probability for arm_2 to have a smaller empirical reward than arm_1 at *any* level is at most $\frac{\delta}{8}$. More formally,

$$\Pr(\hat{p}_2 < \hat{p}_1 \text{ on any level}) \leq \sum_{\ell=1}^L \Pr(\hat{p}_2 < \hat{p}_1 \text{ on level } \ell)$$

$$\begin{aligned}
&\leq \sum_{3^\ell \leq \log(n)} \Pr(\widehat{p}_2 < \widehat{p}_1 \text{ on level } \ell) + \sum_{3^\ell > \log(n)}^L \Pr(\widehat{p}_2 < \widehat{p}_1 \text{ on level } \ell) \\
&\leq \sum_{3^\ell \leq \log(n)} 2 \cdot \exp(-45 \cdot \log(1/\delta) \cdot 3^\ell) + \sum_{3^\ell > \log(n)}^L \frac{\delta}{16n} \\
&\hspace{10em} \text{(By Lemma 3.3 and changing } \frac{\Delta}{3} \text{ to } \Delta \text{ in Claim 7.7)} \\
&\leq \sum_{\ell=1}^{\infty} 2 \cdot \exp(-45 \cdot \log(1/\delta) \cdot 3^\ell) + \frac{\delta}{16} \quad (L \leq \log \log(n) \ll n) \\
&\leq 2 \cdot \frac{\delta}{16} \cdot \sum_{\ell=1}^{\infty} \exp(-3^\ell) + \frac{\delta}{16} \\
&\leq \frac{\delta}{8}. \quad (\sum_{\ell=1}^{\infty} \exp(-3^\ell) < \frac{1}{10})
\end{aligned}$$

■

Finally, we show that with a good probability, an incumbent arm with reward p_1 will never be defeated by challengers from (p_1, Δ) -Bottom arms $\mathcal{B}_{p_1, \Delta}$ (see Definition 1) in MAB SUBROUTINE:

Claim 7.9. *Let an arm with reward p_1 be the current incumbent arm, let $\text{arm}_{\mathcal{B}(K)}$ be the K -th arriving arm from $\mathcal{B}_{p_1, \Delta}$ and $X_{\mathcal{B}(K)}$ to be the number of arm pulls used by the arms in $\mathcal{B}_{p_1, \Delta}$ to challenge the stored arm. With probability at least $1 - \frac{\delta}{8}$, we have $X_{\mathcal{B}(K)} < K \cdot b$.*

Proof. The claim is a natural corollary of Lemma 4.3. In the interest of conciseness, we omit repeating the technical details, and instead discuss how can we use the result of Lemma 4.3 to prove Claim 7.9. To this end, we define MAB-INF PROCESS as a process that follows MAB SUBROUTINE with $L = +\infty$, i.e. the number of levels is allowed to go to infinity. Define $Y_{\mathcal{B}(K)}$ as the number of arm pulls used by MAB-INF PROCESS by the arms in $\mathcal{B}_{p_1, \Delta}$; conditioning on the process has not terminated and both MAB-INF PROCESS and MAB SUBROUTINE continue to the $\mathcal{B}(K)$ -th arm, we (deterministically) have $X_{\mathcal{B}(K)} \leq Y_{\mathcal{B}(K)}$. As such, an upper on $Y_{\mathcal{B}(K)}$ is sufficient to prove our desired statement.

Note that for the arriving arms in $\mathcal{B}_{p_1, \Delta}$, they necessarily have rewards at most $(p_1 - \frac{2}{3}\Delta)$ by definition. The number of arm pulls at each level is

$$s_\ell = \frac{180}{\Delta^2} \cdot \log(1/\delta) \cdot 3^\ell = \frac{80}{(\frac{2}{3} \cdot \Delta)^2} \cdot \log(1/\delta) \cdot 3^\ell,$$

and the budget is given as $\frac{80}{(\frac{2}{3} \cdot \Delta)^2} \cdot C \cdot \log(1/\delta)$ for a sufficiently large constant C . By *restricting* to the arms in $\mathcal{B}_{p_1, \Delta}$, we can reduce this process to *keeping* the best arm with gap parameter $\frac{2}{3} \cdot \Delta$. As such, by using Lemma 4.3 with $\Delta' = \frac{2}{3} \cdot \Delta$ and $\delta' = \frac{\delta}{4}$, we conclude that with probability at least $\frac{\delta}{8}$, there is $Y_{\mathcal{B}(K)} < K \cdot b$ for all K . ■

The 2-arm memory algorithm

We are now ready to introduce the algorithm based on the above MAB SUBROUTINE. We assume $p^* > \varepsilon$ as otherwise one can arbitrarily pick an arm to find the ε -best arm. The algorithm is shown as follows.

Algorithm:

Parameters:

Estimation levels: $t \in \{1, 2, \dots, \frac{30}{\varepsilon}\}$.Counter of arm pulls at each level: $\{A_t\}_{t=1}^{\frac{30}{\varepsilon}} : A_t = 0$.Budget of at each level: $\{B_t\}_{t=1}^{\frac{30}{\varepsilon}}$ Budget of the top arms: $B = 720 \cdot 100 \cdot n \cdot \frac{\log(1/\delta)}{\varepsilon}$.

a) Run the following procedures in parallel:

b) **Full Stream Procedure:**

1. Initialize all $B_t = B$.
2. Initialize the best reward estimation $\tilde{p} = \varepsilon$.
3. With estimation level $t \in \{1, 2, \dots, \frac{30}{\varepsilon}\}$, while $\tilde{p} \leq 1$ do:
 - i. For each incoming arm, increase the budget B_t by $b = \frac{180}{\Delta^2} \cdot C \cdot \log(1/\delta) + s_1$ as in MAB SUBROUTINE.
 - ii. Run MAB SUBROUTINE with $p_1 = \tilde{p} - \frac{4}{30}\varepsilon$ and $\Delta = \frac{\varepsilon}{10}$. Increase A_t by the number of arm pulls used.
 - iii. In the case that the king is defeated, pull the arriving arm (arm_2) for $180 \cdot \frac{1}{(\varepsilon/30)^2} \cdot \log(1/\delta)$ times, and record the empirical reward of \hat{p}_2 .
 - iv. If arm_2 has an empirical reward $\hat{p}_2 \geq \tilde{p} + \frac{1}{30}\varepsilon$, then update t such that $(t-1) \cdot \frac{\varepsilon}{30} < \hat{p}_2 \leq t \cdot \frac{\varepsilon}{30}$ and start with the new level.
 - v. Else, if $A_t > B_t$, update $t = t + 1$ and start with the new level.
4. If $t > \frac{30}{\varepsilon}$, terminate the process and return FAIL.

c) **Fraction Stream Procedure:**

1. Sample $4 \cdot \log(n) \cdot \frac{\log(1/\delta)}{\varepsilon}$ arms from the stream.
2. Pull each of the arms $100 \cdot \frac{180}{\varepsilon^2} \cdot \log(1/\delta) \cdot \log(n)$ times, return the one with the maximum reward.

d) If Full Stream Procedure returns an arm, then pick it as the selected ε -best arm; otherwise, pick the output of Fraction Stream Procedure as the ε -best arm.**The analysis of the algorithm**

We first show the space complexity and the sample complexity of the algorithm, which are relatively straightforward to verify.

Lemma 7.10 (Space Complexity). *The algorithm uses a memory of two arms.*

Proof. The memory for the Full Stream Procedure is one arm, and the sampling of the arms in the Fraction Stream Procedure can be done in-place with just one arm using reservoir sampling and maintaining the maximum reward arm. ■

Lemma 7.11 (Sample Complexity). *The sample complexity of the algorithm is*

$$O\left(n \cdot \frac{\log(1/\delta)}{\varepsilon^2} + \log^2(n) \cdot \frac{\log^2(1/\delta)}{\varepsilon^3}\right).$$

Proof. We first show for the Full Stream Procedure the sample complexity is $O(n \cdot \frac{\log(1/\delta)}{\varepsilon^2})$. For each level t , the accumulated budget B_t is no more than $(72000 \cdot n \cdot \frac{\log(1/\delta)}{\varepsilon} + K_t \cdot b)$, where K_t is the number of arms appeared at level t . The overall budget is at most the summation of all the levels, which will be

$$\begin{aligned} \sum_{t=1}^{\frac{30}{\varepsilon}} B_t &= \sum_{t=1}^{\frac{30}{\varepsilon}} (72000 \cdot n \cdot \frac{\log(1/\delta)}{\varepsilon} + K_t \cdot b) \\ &= 2160000 \cdot n \cdot \frac{\log(1/\delta)}{\varepsilon^2} + b \cdot \sum_{t=1}^{\frac{30}{\varepsilon}} K_t \\ &\leq 2160000 \cdot n \cdot \frac{\log(1/\delta)}{\varepsilon^2} + b \cdot n \\ &\quad \text{(the overall number of arms appeared cannot be greater than } n) \\ &= 2160000 \cdot n \cdot \frac{\log(1/\delta)}{\varepsilon^2} + 90000 \cdot (C + 3) \cdot n \cdot \frac{\log(1/\delta)}{\varepsilon^2} \quad (\Delta = \frac{\varepsilon}{30} \text{ in MAB SUBROUTINE}) \end{aligned}$$

And the above summation is in $O(n \cdot \frac{\log(1/\delta)}{\varepsilon^2})$ since C is a constant. Furthermore, once a king is defeated, we pay an additional $180 \cdot \frac{1}{(\varepsilon/30)^2} \cdot \log(1/\delta)$ arm pulls to estimate the empirical reward of the new king. There are at most $\frac{30}{\varepsilon}$ times for such a estimation to happen, so the sample complexity induced by this part is at most $180 \cdot \frac{1}{(\varepsilon/30)^2} \cdot \log(1/\delta) \cdot \frac{30}{\varepsilon} = O(\frac{1}{\varepsilon^3} \cdot \log(1/\delta))$.

On the other hand, the sample complexity of the Fraction Stream Procedure is trivially $4 \cdot \log(n) \cdot \frac{\log(1/\delta)}{\varepsilon} \cdot 100 \cdot \frac{180}{\varepsilon^2} \cdot \log(1/\delta) \cdot \log(n) = O\left(\log^2(n) \cdot \frac{\log^2(1/\delta)}{\varepsilon^3}\right)$. Taking together the above parts concludes the proof. \blacksquare

We now show the correctness of the algorithm.

Lemma 7.12 (Correctness). *With probability at least $(1 - \delta)$, the algorithm returns an ε -best arm.*

We prove the correctness of the algorithm by looking into the cases when $|\mathcal{T}_{p^*, \frac{\varepsilon}{3}}| \leq \frac{\varepsilon n}{\log(n)}$ and $|\mathcal{T}_{p^*, \frac{\varepsilon}{3}}| > \frac{\varepsilon n}{\log(n)}$, respectively. On the high level, the correctness for the former case is guaranteed by the Full Stream Procedure ([Lemma 7.13](#)), while the correctness of the later case is guaranteed by the Fraction Stream Procedure ([Lemma 7.16](#)). There are some ‘slacks’ between the two cases, e.g. when $|\mathcal{T}_{p^*, \frac{\varepsilon}{3}}| = 3 \cdot \frac{\varepsilon n}{\log(n)}$, it is possible for both procedures to return an ε -best arm. It is easy to find the one with the higher reward in this type of scenario, though, and we do not pursue this direction here.

We start with stating and proving the correctness of the $|\mathcal{T}_{p^*, \frac{\varepsilon}{3}}| \leq \frac{\varepsilon n}{\log(n)}$ case.

Lemma 7.13 (Full Stream Procedure). *Suppose $|\mathcal{T}_{p^*, \frac{\varepsilon}{3}}| \leq \frac{\varepsilon n}{\log(n)}$, then the Full Stream Procedure returns an ε -best arm with probability at least $(1 - \delta)$.*

We prove [Lemma 7.13](#) by showing the following claims.

Claim 7.14. Suppose $|\mathcal{T}_{p^*, \frac{\varepsilon}{3}}| \leq \frac{\varepsilon n}{\log(n)}$, with probability at least $1 - \frac{\delta}{2}$, the estimation \tilde{p} eventually increases to the range of $(p^* - \frac{1}{30}\varepsilon) \leq \tilde{p} \leq (p^* + \frac{1}{30}\varepsilon)$, and the best arm arm^* eventually becomes the king.

Proof. We first show the lower bound of \tilde{p} . Consider the event when the best arm arm^* with reward p^* joins the stream, and suppose at this moment $\tilde{p} < (p^* - \frac{1}{30}\varepsilon)$, and there is $p_1 = \tilde{p} - \frac{4}{30}\varepsilon < p^* - \frac{1}{10}\varepsilon$. Then by [Claim 7.8](#), with probability at least $1 - \frac{\delta}{16}$, the best arm always get a higher reward than the p_1 . Therefore, it becomes the king by either defeat the previous king or exhaust the budget. Furthermore, since we are estimating the reward with $180 \cdot \frac{1}{(\varepsilon/30)^2} \cdot \log(\frac{1}{\delta})$ arm pulls, the probability for the empirical reward \hat{p}_{arm^*} to be less than $p^* - \frac{\varepsilon}{30}$ can be bounded as

$$\begin{aligned} \Pr\left(p^* - \hat{p}_{\text{arm}^*} \geq \frac{\varepsilon}{30}\right) &\leq \exp(-2 \cdot 20 \cdot \log(1/\delta)) && \text{(by Proposition 3.2)} \\ &\leq \frac{\delta}{16}. \end{aligned}$$

Hence, with probability at least $(1 - \frac{\delta}{8})$, eventually there is $\tilde{p} \geq (p^* - \frac{1}{30}\varepsilon)$, and the best arm becomes the king when $\tilde{p} < (p^* - \frac{1}{30}\varepsilon)$ before the update.

We then show the upper bound of \tilde{p} . If \tilde{p} is estimated by [Line b\)\(3\).iv](#), then with probability at least $(1 - \frac{\delta}{16})$, \tilde{p} will not be greater than $p^* + \frac{1}{30}\varepsilon$ since

$$\begin{aligned} \Pr\left(\tilde{p} \geq p^* + \frac{1}{30}\varepsilon \text{ from Line b)(3).iv}\right) &\leq \Pr\left(\hat{p}_{\text{arm}^*} - p^* \geq \frac{\varepsilon}{30}\right) \\ &\leq \exp(-2 \cdot 20 \cdot \log(1/\delta)) && \text{(by Proposition 3.2)} \\ &\leq \frac{\delta}{16}. \end{aligned}$$

The remaining cases to handle is that we could have executed [Line b\)\(3\).v](#) for too many times such that it leads to $\tilde{p} > (p^* + \frac{1}{30}\varepsilon)$. We show that this bad event is unlikely to happen thanks to [Claim 7.6](#) and [Claim 7.9](#). For \tilde{p} to become more than $p^* + \frac{1}{30} \cdot \varepsilon$ by [Line b\)\(3\).v](#), there must be $\tilde{p} > p^*$ before the update, therefore, $p_1 > p^* - \frac{4}{30}\varepsilon$. By [Claim 7.6](#), the number of arms pulls for the challenge is at most $540 \cdot 100 \cdot \log(1/\delta) \cdot \frac{\log(n)}{\varepsilon^2}$ (setting $\Delta = \frac{\varepsilon}{10}$). Since the Full Stream Procedure only deals with the case when $|\mathcal{T}_{p^*, \frac{\varepsilon}{3}}| \leq \frac{\varepsilon n}{\log(n)}$, which also implies $|\mathcal{T}_{p^* - \frac{4}{30}\varepsilon, \frac{\varepsilon}{10}}| \leq \frac{\varepsilon n}{\log(n)}$, the budget for the top arms is sufficient for the challenge from $\mathcal{T}_{p^*, \frac{\varepsilon}{3}}$ arms. For the challenge from the $\mathcal{B}_{p^*, \frac{\varepsilon}{3}}$ arms (which are in $\mathcal{B}_{p^* - \frac{4}{30}\varepsilon, \frac{\varepsilon}{10}}$), we can use [Claim 7.9](#) to conclude that the budget of $K \cdot b$ (increasing for each arriving arm) is sufficient with probability at least $1 - \frac{\delta}{8}$, and [Line b\)\(3\).v](#) will not be executed by the challenge from the bottom arms. Therefore, the upper bound holds with probability at least $1 - \frac{\delta}{4}$.

Finally, consider the best arm arrives after $\tilde{p} \geq (p^* - \frac{1}{30}\varepsilon)$. Since there is $\tilde{p} \leq p^* - \frac{1}{30}\varepsilon$, we have $p_1 \leq p^* - \frac{\varepsilon}{10}$. By [Claim 7.8](#), with probability at least $1 - \frac{\delta}{8}$, the best arm always becomes the king by defeating the stored arm.

A union bound gives us that with probability at least $(1 - \frac{\delta}{8} - \frac{\delta}{4} - \frac{\delta}{8}) = (1 - \frac{\delta}{2})$, the statement of [Claim 7.14](#) holds. \blacksquare

Claim 7.15. Conditioning on the events of [Claim 7.14](#), the *Full Stream Procedure* returns an $\frac{\varepsilon}{5}$ -best arm with probability at least $1 - \frac{\delta}{2}$.

Proof. We consider the worst case when $\tilde{p} = (p^* - \frac{1}{30}\varepsilon)$, as other cases only makes the non- $\frac{\varepsilon}{3}$ -best arms more difficult to join the stream. Under this condition, there are three possible scenarios for the arriving arms.

1. An arm with empirical reward of more than $\tilde{p} + \frac{1}{30}\varepsilon$ joins the stream and updates \tilde{p} by running Line b)(3.)iv. Under this scenario, according to [Claim 7.7](#), the probability for this arm not to be a $\frac{1}{30}\varepsilon$ -best arm is at most $\frac{\delta}{8}$.
2. An arm with a lower empirical reward challenges $\tilde{p} - \frac{4}{30}\varepsilon$. According to [Claim 7.7](#), the probability for any arm with empirical reward less than $(\tilde{p} - \frac{4}{30}\varepsilon - \frac{1}{30}\varepsilon) = (p^* - \frac{1}{5}\varepsilon)$ to replace the incumbent arm is at most $\frac{\delta}{4}$.
3. The budget of the king gets exhausted. According to [Claim 7.9](#), this does not happen with probability at least $1 - \frac{\delta}{8}$ since we assume $|\mathcal{T}_{p^*, \frac{\varepsilon}{3}}| \leq \frac{\varepsilon n}{\log(n)}$ (which implies $|\mathcal{T}_{p^* - \frac{1}{5}\varepsilon, \frac{\varepsilon}{10}}| \leq \frac{\varepsilon n}{\log(n)}$).

Applying a union bound over the above cases gives us the success probability of at least $1 - \frac{\delta}{2}$. ■

Finalizing the proof of [Lemma 7.13](#). Combining [Claim 7.14](#) and [Claim 7.15](#), applying a union bound will get that the probability for a non- $\frac{\varepsilon}{5}$ -arm to be returned is at most δ , which finalizes the proof.

We now prove the easier case for the Fraction Stream Procedure.

Lemma 7.16 (Fraction Stream Procedure). *Suppose $|\mathcal{T}_{p^*, \frac{\varepsilon}{3}}| > \frac{\varepsilon n}{\log(n)}$, then the Fraction Stream Procedure will return an ε -best arm with probability at least $1 - \delta$.*

Proof. We first show that the arm-sampling line will give us at least one $\frac{\varepsilon}{3}$ -best arm with probability at least $1 - \frac{\delta}{2}$. Since $|\mathcal{T}_{p^*, \frac{\varepsilon}{3}}| > \frac{\varepsilon n}{\log(n)}$, the probability for any arm in $\mathcal{T}_{p^*, \frac{\varepsilon}{3}}$ to be selected is at least $\frac{\varepsilon}{\log(n)}$. Now, the probability for *no such arm* to be picked will be:

$$\begin{aligned} \Pr(\text{No arm in } \mathcal{T}_{p^*, \frac{\varepsilon}{3}} \text{ to be picked}) &\leq \left(1 - \frac{\varepsilon}{\log(n)}\right)^{4 \frac{\log(n)}{\varepsilon} \log(\frac{1}{\delta})} \\ &\leq 3 \cdot \exp\left(-\left(4 + \log\left(\frac{1}{\delta}\right)\right)\right) \quad \left(\log\left(\frac{1}{\delta}\right) \geq 1\right) \\ &\leq \frac{\delta}{2} \end{aligned}$$

Consider comparing an $\frac{\varepsilon}{3}$ -best arm with a non- ε -best arm. By pulling each arm $100 \cdot \frac{180}{\varepsilon^2} \cdot \log(n)$ time, we can prove that with probability at least $1 - \frac{\delta}{4n}$, the best arm has a higher empirical reward than any non- ε -best arm. Therefore, with probability at least $1 - \frac{\delta}{4}$, the arm with the highest reward is an ε -best arm. Applying a union bound over sampling and comparing success probabilities proves [Lemma 7.16](#). ■

Proof of [Lemma 7.12](#)

By [Lemma 7.13](#) and [Lemma 7.16](#), either the [Full Stream Procedure](#) returns an ε -best arm with probability $(1 - \delta)$ when $|\mathcal{T}_{p^*, \frac{\varepsilon}{3}}| \leq \frac{\varepsilon n}{\log(n)}$, or the [Fraction Stream Procedure](#) returns an ε -best arm with probability $(1 - \delta)$ when $|\mathcal{T}_{p^*, \frac{\varepsilon}{3}}| > \frac{\varepsilon n}{\log(n)}$. This proves [Lemma 7.12](#).

Acknowledgement

We would like to thank Arpit Agarwal, Sanjeev Khanna, Shay Moran, and David Woodruff for helpful discussions. We are also grateful to the anonymous reviewers of STOC 2020 for many helpful comments that helped with the presentation of this paper (including the addition of [Appendix B](#)).

References

- [1] A. Agarwal, S. Agarwal, S. Assadi, and S. Khanna. Learning with limited rounds of adaptivity: Coin tossing, multi-armed bandits, and ranking from pairwise comparisons. In *Proceedings of the 30th Conference on Learning Theory, COLT 2017, Amsterdam, The Netherlands, 7-10 July 2017*, pages 39–75, 2017. [1](#), [2](#), [3](#)
- [2] A. Agarwal, S. Khanna, and P. Patil. A sharp memory-regret trade-off for multi-pass streaming bandits. In P. Loh and M. Raginsky, editors, *Conference on Learning Theory, 2-5 July 2022, London, UK*, volume 178 of *Proceedings of Machine Learning Research*, pages 1423–1462. PMLR, 2022. [5](#)
- [3] D. Agarwal, B. Chen, P. Elango, N. Motgi, S. Park, R. Ramakrishnan, S. Roy, and J. Zachariah. Online models for content optimization. In *Advances in Neural Information Processing Systems 21, Proceedings of the Twenty-Second Annual Conference on Neural Information Processing Systems, Vancouver, British Columbia, Canada, December 8-11, 2008*, pages 17–24, 2008. [1](#)
- [4] P. K. Agarwal, S. Har-Peled, and K. R. Varadarajan. Approximating extent measures of points. *J. ACM*, 51(4):606–635, 2004. [2](#), [40](#)
- [5] N. Alon, Y. Matias, and M. Szegedy. The space complexity of approximating the frequency moments. In *STOC*, pages 20–29. ACM, 1996. [1](#)
- [6] S. Assadi and C. Wang. Single-pass streaming lower bounds for multi-armed bandits exploration with instance-sensitive sample complexity. In *Advances in Neural Information Processing Systems 35: Annual Conference on Neural Information Processing Systems 2022, NeurIPS 2022*, 2022. [2](#), [5](#)
- [7] J. Audibert, S. Bubeck, and R. Munos. Best arm identification in multi-armed bandits. In *COLT 2010 - The 23rd Conference on Learning Theory, Haifa, Israel, June 27-29, 2010*, pages 41–53, 2010. [1](#), [4](#)
- [8] A. Badanidiyuru, B. Mirzasoleiman, A. Karbasi, and A. Krause. Streaming submodular maximization: massive data summarization on the fly. In *The 20th ACM SIGKDD International Conference on Knowledge Discovery and Data Mining, KDD '14, New York, NY, USA - August 24 - 27, 2014*, pages 671–680, 2014. [6](#)
- [9] A. Blum, N. Haghtalab, A. D. Procaccia, and M. Qiao. Collaborative PAC learning. In *Advances in Neural Information Processing Systems 30: Annual Conference on Neural Information Processing Systems 2017, 4-9 December 2017, Long Beach, CA, USA*, pages 2392–2401, 2017. [1](#)
- [10] M. Braverman, J. Mao, and S. M. Weinberg. Parallel algorithms for select and partition with noisy comparisons. In *Proceedings of the 48th Annual ACM SIGACT Symposium on Theory of Computing, STOC 2016, Cambridge, MA, USA, June 18-21, 2016*, pages 851–862, 2016. [1](#), [3](#)

- [11] S. Bubeck, R. Munos, and G. Stoltz. Pure exploration in finitely-armed and continuous-armed bandits. *Theor. Comput. Sci.*, 412(19):1832–1852, 2011. 1
- [12] S. Bubeck, T. Wang, and N. Viswanathan. Multiple identifications in multi-armed bandits. In *Proceedings of the 30th International Conference on Machine Learning, ICML 2013, Atlanta, GA, USA, 16-21 June 2013*, pages 258–265, 2013. 1
- [13] R. Busa-Fekete, B. Szörényi, W. Cheng, P. Weng, and E. Hüllermeier. Top-k selection based on adaptive sampling of noisy preferences. In *Proceedings of the 30th International Conference on Machine Learning, ICML 2013, Atlanta, GA, USA, 16-21 June 2013*, pages 1094–1102, 2013. 1
- [14] A. Carpentier and A. Locatelli. Tight (lower) bounds for the fixed budget best arm identification bandit problem. In *Proceedings of the 29th Conference on Learning Theory, COLT 2016, New York, USA, June 23-26, 2016*, pages 590–604, 2016. 1, 4
- [15] A. R. Chaudhuri and S. Kalyanakrishnan. Regret minimisation in multi-armed bandits using bounded arm memory. *CoRR*, abs/1901.08387, 2019. 4, 5
- [16] L. Chen, A. Gupta, and J. Li. Pure exploration of multi-armed bandit under matroid constraints. In *Proceedings of the 29th Conference on Learning Theory, COLT 2016, New York, USA, June 23-26, 2016*, pages 647–669, 2016. 1
- [17] L. Chen, J. Li, and M. Qiao. Towards instance optimal bounds for best arm identification. In *Proceedings of the 30th Conference on Learning Theory, COLT 2017, Amsterdam, The Netherlands, 7-10 July 2017*, pages 535–592, 2017. 1, 4
- [18] S. Chen, T. Lin, I. King, M. R. Lyu, and W. Chen. Combinatorial pure exploration of multi-armed bandits. In *Advances in Neural Information Processing Systems 27: Annual Conference on Neural Information Processing Systems 2014, December 8-13 2014, Montreal, Quebec, Canada*, pages 379–387, 2014. 1
- [19] X. Chen, P. N. Bennett, K. Collins-Thompson, and E. Horvitz. Pairwise ranking aggregation in a crowdsourced setting. In *Sixth ACM International Conference on Web Search and Data Mining, WSDM 2013, Rome, Italy, February 4-8, 2013*, pages 193–202, 2013. 1
- [20] X. Chen, S. Gopi, J. Mao, and J. Schneider. Competitive analysis of the top- K ranking problem. In *Proceedings of the Twenty-Eighth Annual ACM-SIAM Symposium on Discrete Algorithms, SODA 2017, Barcelona, Spain, Hotel Porta Fira, January 16-19*, pages 1245–1264, 2017. 1, 3
- [21] X. Chen, Y. Li, and J. Mao. A nearly instance optimal algorithm for top- k ranking under the multinomial logit model. In *Proceedings of the Twenty-Ninth Annual ACM-SIAM Symposium on Discrete Algorithms, SODA 2018, New Orleans, LA, USA, January 7-10, 2018*, pages 2504–2522, 2018. 1, 3
- [22] Y. Chen and C. Suh. Spectral MLE: top-k rank aggregation from pairwise comparisons. In *Proceedings of the 32nd International Conference on Machine Learning, ICML 2015, Lille, France, 6-11 July 2015*, pages 371–380, 2015. 5
- [23] V. Cohen-Addad, F. Mallmann-Trenn, and C. Mathieu. Instance-optimality in the noisy value-and-comparison-model. In *In SODA 2020 (to appear)*, 2020. 1, 3, 4

- [24] T. M. Cover. A note on the two-armed bandit problem with finite memory. *Information and Control*, 12(5):371–377, 1968. 4
- [25] S. B. Davidson, S. Khanna, T. Milo, and S. Roy. Top-k and clustering with noisy comparisons. *ACM Trans. Database Syst.*, 39(4):35:1–35:39, 2014. 1
- [26] C. Dwork, R. Kumar, M. Naor, and D. Sivakumar. Rank aggregation methods for the web. In *Proceedings of the Tenth International World Wide Web Conference, WWW 10, Hong Kong, China, May 1-5, 2001*, pages 613–622, 2001. 1
- [27] E. Even-Dar, S. Mannor, and Y. Mansour. PAC bounds for multi-armed bandit and markov decision processes. In *Computational Learning Theory, 15th Annual Conference on Computational Learning Theory, COLT 2002, Sydney, Australia, July 8-10, 2002, Proceedings*, pages 255–270, 2002. 1, 2, 4, 5, 40, 41
- [28] U. Feige, P. Raghavan, D. Peleg, and E. Upfal. Computing with noisy information. *SIAM J. Comput.*, 23(5):1001–1018, 1994. 1
- [29] J. Feigenbaum, S. Kannan, M. Strauss, and M. Viswanathan. An approximate l^1 -difference algorithm for massive data streams. In *40th Annual Symposium on Foundations of Computer Science, FOCS '99, 17-18 October, 1999, New York, NY, USA*, pages 501–511, 1999. 1
- [30] N. Goyal and M. E. Saks. Rounds vs. queries tradeoff in noisy computation. *Theory of Computing*, 6(1):113–134, 2010. 1, 2
- [31] S. Guha, N. Mishra, R. Motwani, and L. O’Callaghan. Clustering data streams. In *41st Annual Symposium on Foundations of Computer Science, FOCS 2000, 12-14 November 2000, Redondo Beach, California, USA*, pages 359–366, 2000. 2, 40
- [32] M. R. Henzinger, P. Raghavan, and S. Rajagopalan. Computing on data streams. In *External Memory Algorithms, Proceedings of a DIMACS Workshop, New Brunswick, New Jersey, USA, May 20-22, 1998*, pages 107–118, 1998. 1
- [33] E. Hillel, Z. S. Karnin, T. Koren, R. Lempel, and O. Somekh. Distributed exploration in multi-armed bandits. In *Advances in Neural Information Processing Systems 26: 27th Annual Conference on Neural Information Processing Systems 2013. Proceedings of a meeting held December 5-8, 2013, Lake Tahoe, Nevada, United States.*, pages 854–862, 2013. 1
- [34] K. G. Jamieson, M. Malloy, R. D. Nowak, and S. Bubeck. l^1 UCB : An optimal exploration algorithm for multi-armed bandits. In *Proceedings of The 27th Conference on Learning Theory, COLT 2014, Barcelona, Spain, June 13-15, 2014*, pages 423–439, 2014. 1, 4, 5
- [35] T. Jin, K. Huang, J. Tang, and X. Xiao. Optimal streaming algorithms for multi-armed bandits. In M. Meila and T. Zhang, editors, *Proceedings of the 38th International Conference on Machine Learning, ICML 2021, 18-24 July 2021, Virtual Event*, volume 139 of *Proceedings of Machine Learning Research*, pages 5045–5054. PMLR, 2021. 5
- [36] S. Kalyanakrishnan and P. Stone. Efficient selection of multiple bandit arms: Theory and practice. In *Proceedings of the 27th International Conference on Machine Learning (ICML-10), June 21-24, 2010, Haifa, Israel*, pages 511–518, 2010. 1, 3, 4, 5

- [37] S. Kalyanakrishnan, A. Tewari, P. Auer, and P. Stone. PAC subset selection in stochastic multi-armed bandits. In *Proceedings of the 29th International Conference on Machine Learning, ICML 2012, Edinburgh, Scotland, UK, June 26 - July 1, 2012*, 2012. 1, 3, 4, 12
- [38] Z. S. Karnin, T. Koren, and O. Somekh. Almost optimal exploration in multi-armed bandits. In *Proceedings of the 30th International Conference on Machine Learning, ICML 2013, Atlanta, GA, USA, 16-21 June 2013*, pages 1238–1246, 2013. 1, 4, 5
- [39] E. Kaufmann, O. Cappé, and A. Garivier. On the complexity of best-arm identification in multi-armed bandit models. *J. Mach. Learn. Res.*, 17:1:1–1:42, 2016. 1, 4
- [40] E. Kazemi, M. Mitrovic, M. Zadimoghaddam, S. Lattanzi, and A. Karbasi. Submodular streaming in all its glory: Tight approximation, minimum memory and low adaptive complexity. In *Proceedings of the 36th International Conference on Machine Learning, ICML 2019, 9-15 June 2019, Long Beach, California, USA*, pages 3311–3320, 2019. 6
- [41] D. Liao, Z. Song, E. Price, and G. Yang. Stochastic multi-armed bandits in constant space. In *International Conference on Artificial Intelligence and Statistics, AISTATS 2018, 9-11 April 2018, Playa Blanca, Lanzarote, Canary Islands, Spain*, pages 386–394, 2018. 4, 5
- [42] List of open problems in sublinear algorithms. Problem 73: Streaming Online Algorithms. <https://sublinear.info/73>. 2
- [43] A. Maiti, V. Patil, and A. Khan. Multi-armed bandits with bounded arm-memory: Near-optimal guarantees for best-arm identification and regret minimization. In M. Ranzato, A. Beygelzimer, Y. N. Dauphin, P. Liang, and J. W. Vaughan, editors, *Advances in Neural Information Processing Systems 34: Annual Conference on Neural Information Processing Systems 2021, NeurIPS 2021, December 6-14, 2021, virtual*, pages 19553–19565, 2021. 4, 5
- [44] S. Mannor and J. N. Tsitsiklis. Lower bounds on the sample complexity of exploration in the multi-armed bandit problem. In *Computational Learning Theory and Kernel Machines, 16th Annual Conference on Computational Learning Theory and 7th Kernel Workshop, COLT/Kernel 2003, Washington, DC, USA, August 24-27, 2003, Proceedings*, pages 418–432, 2003. 1, 4
- [45] S. Mitrovic, I. Bogunovic, A. Norouzi-Fard, J. Tarnawski, and V. Cevher. Streaming robust submodular maximization: A partitioned thresholding approach. In *Advances in Neural Information Processing Systems 30: Annual Conference on Neural Information Processing Systems 2017, 4-9 December 2017, Long Beach, CA, USA*, pages 4557–4566, 2017. 6
- [46] R. H. Morris. Counting large numbers of events in small registers. *Commun. ACM*, 21(10):840–842, 1978. 6
- [47] I. Newman. Computing in fault tolerance broadcast networks. In *19th Annual IEEE Conference on Computational Complexity (CCC 2004), 21-24 June 2004, Amherst, MA, USA*, pages 113–122, 2004. 1
- [48] R. Reischuk and B. Schmeltz. Reliable computation with noisy circuits and decision trees—a general $n \log n$ lower bound. In *32nd Annual Symposium on Foundations of Computer Science, San Juan, Puerto Rico, 1-4 October 1991*, pages 602–611, 1991. 1
- [49] H. Robbins. Some aspects of the sequential design of experiments. *Bulletin of the American Mathematical Society*, 58(5):527–535, 1952. 1, 4

- [50] N. B. Shah and M. J. Wainwright. Simple, robust and optimal ranking from pairwise comparisons. *J. Mach. Learn. Res.*, 18:199:1–199:38, 2017. 1, 5
- [51] M. S. Talebi, Z. Zou, R. Combes, A. Proutière, and M. Johansson. Stochastic online shortest path routing: The value of feedback. *IEEE Trans. Automat. Contr.*, 63(4):915–930, 2018. 1
- [52] C. Tao, Q. Zhang, and Y. Zhou. Collaborative learning with limited interaction: Tight bounds for distributed exploration in multi-armed bandits. In *In FOCS 2019 (to appear)*, 2019. 1
- [53] R. Vershynin. *High-dimensional probability: An introduction with applications in data science*, volume 47. Cambridge University Press, 2018. 6
- [54] Y. Xue, P. Zhou, T. Jiang, S. Mao, and X. Huang. Distributed learning for multi-channel selection in wireless network monitoring. In *2016 13th Annual IEEE International Conference on Sensing, Communication, and Networking (SECON)*, pages 1–9. IEEE, 2016. 1
- [55] Y. Zhou, X. Chen, and J. Li. Optimal PAC multiple arm identification with applications to crowdsourcing. In *Proceedings of the 31th International Conference on Machine Learning, ICML 2014, Beijing, China, 21-26 June 2014*, pages 217–225, 2014. 1

Appendix

A Warm-Up: Simpler Algorithms for Finding Most Biased Coin

This section includes three simpler algorithms with asymptotically optimal sample complexity and $O(\log(n))$, $O(\log \log(n))$ and $\log^*(n)$ space complexity, respectively. These algorithms successively build on top of each other and involve addition of several new ideas that might be of independent interest. Moreover, they can be seen as a warm-up to our main algorithm in [Section 4](#).

A.1 An $O(\log n)$ Space Algorithm

We start by introducing the simplest algorithm with $O(\log(n))$ space complexity.

Proposition A.1. *There exists a streaming algorithm that given n coins arriving in a stream with the gap parameter Δ and confidence parameter δ , finds the most biased coin with probability at least $1 - \delta$ using $O(\frac{n}{\Delta^2} \cdot \log(1/\delta))$ coin tosses and a memory of $O(\log(n))$ coins.*

High Level Overview. Our algorithm in this part is a streaming friendly implementation of the median-elimination algorithm of [27] using the “merge-and-reduce” technique from the streaming literature (see, e.g. [4, 31]). We now give a high level overview of the algorithm.

The idea behind the merge-and-reduce technique is as follows: suppose instead of storing all the coins in the memory and running median-elimination algorithm of [27], we store the first \sqrt{n} coins; run median-elimination, pick the output coin of the algorithm, and discard the rest. We then read the next \sqrt{n} coin in memory and do as before. This way, by the time we finished processing the stream, we have stored \sqrt{n} additional coins (the output of median-elimination on each \sqrt{n} -size sub-stream). We run yet another median-elimination on these coins and return the output coin as the most biased coin. It is easy to verify that this algorithm can be implemented with $O(\sqrt{n})$ size memory and will output the correct answer with large (constant) probability.

One can also recursively apply the idea above multiple times. For instance, we can pick the first $n^{1/3}$ coins in a *bucket*, find their most biased coin and send it to the bucket at next *level*, and once $n^{1/3}$ coins are collected in this bucket, do the same, and send the most biased coin among them to the the bucket of final level. This reduces the memory to $O(n^{1/3})$ coins now. In fact, by increasing the number of levels to $O(\log n)$, we can reduce the number of coins we are storing in each bucket to some absolute constant and obtain an $O(\log n)$ memory algorithm. There is a catch however with this approach: we need to do a union bound over the $O(\log n)$ times the (true) most biased coin participates in the median-elimination algorithm which increases the sample complexity of the algorithm by an $O(\log \log n)$ factor and thus making it sub-optimal.

There is however a simple fix to this: observe that the number of coins that participate in each level of this algorithm is dropping by a constant factor at each level. Hence, we can allocate more and more coin tosses to higher and higher levels in order to increase the probability of success on those levels, while still ensuring that the total sample complexity of the algorithm remains within the optimal range of $O(n)$ (after all, this is the same exact idea behind the median-elimination algorithm itself). This is precisely what our algorithm does.

The $O(\log n)$ Space Algorithm:

Parameters (s_ℓ denotes the number of samples at level ℓ):

$$\{s_\ell\}_{\ell \geq 1} : s_\ell = \frac{4}{\Delta^2} \cdot (\ln(1/\delta) + 3^\ell).$$

Buckets: B_1, B_2, \dots, B_t , each of size 4 for $t := \lceil \log_4(n) \rceil$.

- For each arriving coin_i in the stream do:
 - (1) Add coin_i to bucket B_1 .
 - (2) If any bucket B_ℓ is full:
 - (a) We sample each coin in B_i for s_ℓ times;
 - (b) Select coin_ℓ^* with the highest empirical bias and add it to $B_{\ell+1}$;
- At the end of the stream, select coin_t^* of bucket B_t as the most biased coin.

Remark A.2. Our algorithm is stated as if the number of coins is a power of 4 or rather $\lceil \log_4(n) \rceil = \log_4(n)$. However, when this is not the case, the most biased coin may not have enough time to raise to the level t itself. There is a simple fix however: we can ‘pad’ the stream with ‘dummy coins’ which has 0 bias until the stream length becomes a power of 4. By doing so, the most biased coin, coin^* will have enough time to raise to the top level and we simply prove in the following that this coin will not be dropped in any of the successive buckets with sufficiently large probability. The same idea can be used for our two other algorithms in this section as well (an alternative option would be to run any standard algorithm, say median-elimination of [27] on the set of $O(\log n)$ coins stored across all buckets at the end of the stream; we omit the details).

In practice, the algorithm can be implemented by checking if any bucket is full following a bottom-up manner. The following claim bounds the space complexity of this algorithm.

Claim A.3. *The space complexity of the algorithm is $O(\log(n))$.*

Proof. We maintain $t = O(\log n)$ bucket each of size $O(1)$ throughout the stream. ■

We bound the sample complexity of the algorithm in the following lemma.

Lemma A.4. *The sample complexity of the algorithm is $O(\frac{n}{\Delta^2} \cdot \log(1/\delta))$.*

Proof. By construction, the number of coins that ever appear in level ℓ (namely in bucket B_ℓ) is bounded by $\frac{n}{4^{\ell-1}}$. The number of samples per each coin at level ℓ is also 3^ℓ . We thus have,

$$\begin{aligned} \# \text{ of samples} &= \sum_{\ell=1}^t \frac{n}{4^{\ell-1}} \cdot s_\ell = \sum_{\ell=1}^t \frac{n}{4^{\ell-1}} \cdot \left(\frac{4}{\Delta^2} \cdot (\ln(1/\delta)) + 3^\ell \right) \\ &= \left(\frac{4n}{\Delta^2} \cdot \ln(1/\delta) \right) \cdot \sum_{\ell=1}^t \frac{1}{4^{\ell-1}} + \sum_{\ell=1}^t \frac{n}{4^{\ell-1}} \cdot 3^\ell \\ &\leq \left(\frac{4n}{\Delta^2} \cdot \ln(1/\delta) \right) \cdot \frac{4}{3} + 12n, \end{aligned}$$

(as the first series converges to $4/3$ and the second to 12 even when they go to infinity)

which is $O(n \cdot \frac{\log(1/\delta)}{\Delta^2})$ as desired. \blacksquare

Finally, we prove the correctness of the algorithm.

Lemma A.5. *With probability at least $1 - \delta$, the algorithm returns the most biased coin.*

Proof. Consider any bucket B_t and assume that the most biased coin, coin^* is present in this bucket. The probability for any other coin, say coin_i , to have a greater empirical bias than coin^* when we sample the coins in B_t is at most,

$$\begin{aligned} \Pr(\text{coin}^* \text{ has a lower empirical bias than } \text{coin}_i \text{ in level } \ell) &\leq 2 \exp\left(-(\ln(1/\delta) + 3^\ell)\right) \\ &\quad \text{(by Lemma 3.3 and choice of } s_\ell \text{ samples in this level)} \\ &\leq 2\delta \cdot \exp\left(-3^\ell\right). \end{aligned}$$

A union bound over the 4 coins in bucket B_t implies that the probability that coin^* is not returned at level ℓ is at most $8\delta \cdot \exp(-3^\ell)$. By a union bound across all levels, we have,

$$\begin{aligned} \Pr(\text{coin}^* \text{ is not returned as the answer}) &\leq \sum_{\ell=1}^t 8\delta \cdot \exp(-3^\ell) < \delta. \\ &\quad \text{(as the series converges to } < 0.05 \text{ even when it goes to infinity)} \end{aligned}$$

This concludes the proof. \blacksquare

A.2 An $O(\log \log(n))$ Space Algorithm

We now show how to tweak the $O(\log n)$ space algorithm and reduce its space complexity exponentially, i.e., down to $O(\log \log n)$.

Proposition A.6. *There exists a streaming algorithm that given n coins arriving in a stream with the gap parameter Δ and confidence parameter δ , finds the most biased coin with probability at least $1 - \delta$ using $O(\frac{n}{\Delta^2} \cdot \log(1/\delta))$ coin tosses and a memory of $O(\log \log(n))$ coins.*

High Level Overview. Recall that the space complexity of the algorithm in [Proposition A.1](#) was governed by the number of the recursion levels (or elimination rounds) done by the algorithm which was $O(\log(n))$. As such, if we could somehow reduce the number of levels further, we should be able to reduce the space complexity as well (assuming we could still store only $O(1)$ coins per each level). We now explain how our algorithm achieves this.

The idea is simple: Consider the level $\approx (\log \log n)$ of the algorithm of [Proposition A.1](#); by construction, only $O(n/\log n)$ coins in the stream will ever make it to this level. This means that we can in fact spend $O(\log n)$ samples per these coins to have a very good estimate of their true bias using their empirical bias (since we can now do a union bound over *all* these coins), and still remain within the $O(n)$ sample budget. Moreover, now that we are sampling each coin $O(\log n)$ times, we can simply run the basic approach of just maintaining the current best coin (in terms of empirical bias) for the coins in this level – this requires storing a single coin. As such, the space complexity of the algorithm is now $O(\log \log n)$ (for storing the coins in the first $\approx (\log \log n)$ levels) plus one extra coin (for storing the running max in the top level).

The $O(\log \log (n))$ Space Algorithm:

Parameters (s_ℓ denotes the number of samples at level ℓ , and s_T is for the top most level):

$$\{s_\ell\}_{\ell \geq 1} : s_\ell = \frac{4}{\Delta^2} \cdot \left(\ln(2/\delta) + 3^\ell \right), \quad s_T := \frac{4}{\Delta^2} \cdot (\ln(1/\delta) + \ln(n)).$$

Buckets: B_1, B_2, \dots, B_t of size 4 for $t := \lceil \log_4 \ln(n) \rceil$, and a single $\widetilde{\text{coin}}$ as the candidate for the most biased coin.

- For each arriving coin_i in the stream do:
 - (1) Add coin_i to bucket B_1 .
 - (2) If any bucket B_ℓ is full:
 - (a) We sample each coin in B_i for s_ℓ times;
 - (b) Select coin_ℓ^* with the highest empirical bias and add it to $B_{\ell+1}$;
 - (3) For any coin coin_t^* as the most biased on the t -th level:
 - (a) Sample the current candidate $\widetilde{\text{coin}}$ and coin_t^* for s_T times;
 - (b) Store the one with the higher empirical bias as the new $\widetilde{\text{coin}}$;
- Return $\widetilde{\text{coin}}$ after all the coins have been processed.

See also [Remark A.2](#) about the standard ‘padding argument’ discussed earlier.

Claim A.7. *The space complexity of the algorithm is $O(\log \log(n))$.*

Proof. We maintain $\lceil \log_4 \ln(n) \rceil = O(\log \log n)$ buckets of size 4 for the first t levels and one extra coin space for the selection phase at the top. ■

Lemma A.8. *The sample complexity of the algorithm is $O(\frac{n}{\Delta^2} \cdot \log(1/\delta))$.*

Proof. The sample complexity incurred by the first part of the algorithm, namely, the t levels of bucketing is already $O(\frac{n}{\Delta^2} \cdot \log(1/\delta))$ by [Lemma A.4](#) (by replacing δ with $\delta/2$). The only other part of sample complexity is the one incurred in maintaining $\widetilde{\text{coin}}$ in the top level.

As the number of bucketing levels is t and size of each bucket is 4, only $n/4^t$ coins ever reach the top level. Any coin reaching to top level incur $2 \cdot s_T$ additional samples (s_T for $\widetilde{\text{coin}}$ and s_T for the new coin), leading

$$\# \text{ of samples on top level} \leq 2 \cdot s_T \cdot n/4^t \leq \frac{8}{\Delta^2} \cdot (\ln(1/\delta) + \ln(n)) \cdot n/\ln n \leq \frac{8n}{\Delta^2} \cdot (\ln(1/\delta)),$$

(by the choice of s_T and t)

finalizing the proof. ■

Lemma A.9. *With probability at least $1 - \delta$, the returned $\widetilde{\text{coin}}$ is the most biased coin coin^* .*

Proof. By [Lemma A.5](#) (by replacing δ with $\delta/2$), with probability at least $1 - \delta/2$, coin^* will be preserved throughout the first t levels of bucketing. As long as in any of the trials done in the top

level, the empirical bias of coin^* is larger than any other coin, we are ensured that coin^* is returned as the correct answer. Consider any other coin_i that reaches the top level. We have,

$$\begin{aligned} \Pr(\text{coin}^* \text{ has a lower empirical bias than } \text{coin}_i \text{ in top level}) &\leq 2 \exp(-(\ln(1/\delta) + \ln(n))) \\ &\quad \text{(by Lemma 3.3 and choice of } s_T \text{ samples in this level)} \\ &\leq \frac{2\delta}{n}. \end{aligned}$$

We can now do a union bound over at most $\frac{n}{\ln n} \leq \frac{n}{4}$ coins that reach the top level and obtain that the probability coin^* loses to any coin at this point is only $\delta/2$. A union bound on the two events above imply that with probability $1 - \delta$ we return coin^* as the final answer. ■

A.3 An $O(\log^*(n))$ Space Algorithm

This brings us to our final algorithm in this part with space complexity of $O(\log^*(n))$ coins.

Proposition A.10. *There exists a streaming algorithm that given n coins arriving in a stream with the gap parameter Δ and confidence parameter δ , finds the most biased coin with probability at least $1 - \delta$ using $O(\frac{n}{\Delta^2} \cdot \log(1/\delta))$ coin tosses and a memory of $\lceil \log^*(n) \rceil + 1$ coins.*

High Level Overview. Our algorithm in Proposition A.6 suggested a way of discarding the entire $\log n - \log \log n$ levels of the original algorithm in Proposition A.1 and replacing them by maintaining a simple running (candidate) best coin.

To obtain the new algorithm, we recursively do this for every level of the algorithm of Proposition A.1, in effect, entirely bypassing the bucketing idea, and have a different *leveling* scheme (for simplicity of exposition, we still refer to these at levels but note that these are different than levels of Proposition A.1). The important thing is that we no longer store an entire bucket per level to postpone the computation of their most biased coin to later. Instead, we compute a running (candidate) best coin in each level and once we visited “enough” number of coins in this level, we send this coin to the next level and do exactly the same. This way, we can consider a much larger number of coins per each level (by simply maintaining a *counter*) without having to pay the cost of storing them explicitly.

The $O(\log^*(n))$ Algorithm:

Parameters (s_ℓ denotes the number of samples at level ℓ , and r_ℓ specifies s_ℓ):

$$\begin{aligned} \{r_\ell\}_{\ell \geq 1} : \quad r_1 &= 4, \quad r_{\ell+1} = 2^{r_\ell}; && \text{(intermediate variables to define } s_\ell \text{ and } c_\ell) \\ \{s_\ell\}_{\ell \geq 1} : \quad s_\ell &= \frac{4}{\Delta^2} \cdot (\ln(1/\delta) + 3 \cdot r_\ell); && \text{(number of samples per each level)} \\ \{c_\ell\}_{\ell \geq 1} : \quad c_\ell &= \frac{2^{r_\ell}}{2^{\ell-1}}. && \text{(the bound for restarting the counter of each level)} \end{aligned}$$

Counters: C_1, C_2, \dots, C_t for $t = \lceil \log^*(n) \rceil + 1$.

Stored coins: $\text{coin}_1^*, \text{coin}_2^*, \dots, \text{coin}_t^*$ as the (candidate) most biased coin each level.

- For each arriving coin_i in the stream do:
 - (1) Starting from level $\ell = 1$ to t do:

- (a) Sample both coin_i and coin_ℓ^* for s_ℓ times. If empirical bias of coin_i is less than coin_ℓ^* , drop coin_i , otherwise, replace coin_ℓ^* with coin_i .
- (b) Increase C_ℓ by 1. If $C_\ell = c_\ell$, send coin_ℓ^* to the next level by considering it as a new arriving coin in Line (1)a for $\ell + 1$ and restart $C_\ell = 0$; otherwise go to the next coin in the stream.

- Return coin_t^* as the most biased coin.

See also [Remark A.2](#) about the standard ‘padding argument’ discussed earlier.

Claim A.11. *The space complexity of the algorithm is $\lceil \log^*(n) \rceil + 1$.*

Proof. We have $t = \lceil \log^*(n) \rceil + 1$ levels, each containing a single coin. ■

Lemma A.12. *The sample complexity of the algorithm is $O(\frac{n}{\Delta^2} \cdot \log(1/\delta))$.*

Proof. Let K_ℓ denote the number of coins that are ever visited in level ℓ . By construction, the sample complexity of the algorithm is:

$$\begin{aligned}
\# \text{ of samples} &= \sum_{\ell=1}^t K_\ell \cdot 2s_\ell \\
&\leq \sum_{\ell=1}^t \frac{n}{\prod_{i=1}^{\ell-1} c_i} \cdot 2s_\ell \\
&\quad \text{(as for each } c_{\ell'} \text{ coin in a level } \ell', \text{ we only send one coin to the level } \ell' + 1) \\
&\leq \sum_{\ell=1}^t \frac{n}{c_{\ell-1} \cdot c_{\ell-2}} \cdot 2s_\ell \quad \text{(where we define } c_{-1} = c_0 = 1) \\
&= \sum_{\ell=1}^t \frac{n}{c_{\ell-1} \cdot c_{\ell-2}} \cdot \frac{8}{\Delta^2} \cdot (\ln(1/\delta) + 3 \cdot r_\ell) \quad \text{(by the choice of } s_\ell) \\
&\leq \left(\frac{8n}{\Delta^2}\right) \cdot \left(\ln(1/\delta) \cdot \sum_{\ell=1}^t \frac{1}{c_{\ell-1} \cdot c_{\ell-2}} + \sum_{\ell=1}^t \frac{3r_\ell}{c_{\ell-1} \cdot c_{\ell-2}}\right) \\
&\leq \left(\frac{8n}{\Delta^2}\right) \cdot \left(2 \ln(1/\delta) + \sum_{\ell=1}^t \frac{3r_\ell}{c_{\ell-1} \cdot c_{\ell-2}}\right) \\
&\quad \text{(the first series converges to } < 2 \text{ in infinity)} \\
&\leq \left(\frac{8n}{\Delta^2}\right) \cdot \left(2 \ln(1/\delta) + O(1) + \sum_{\ell=3}^t \frac{3 \cdot 2^{\ell-2}}{c_{\ell-2}}\right) \\
&\quad \text{(by the choice of } c_{\ell-1} \text{ and } r_\ell = 2^{r_{\ell-1}}, \text{ and since } r_1, r_2 = O(1)) \\
&= O\left(\frac{n}{\Delta^2} \cdot \log(1/\delta)\right). \quad \text{(the second series converges to } O(1) \text{ also in infinity)}
\end{aligned}$$

It is also worth mentioning here that by the choice of $t = \lceil \log^*(n) \rceil + 1$, $K_{t+1} = 0$ and hence the algorithm never finishes processing its last level (which is required for its correctness). ■

Lemma A.13. *With probability at least $1 - \delta$, the algorithm returns the most biased coin.*

Proof. Consider any level ℓ and assume the most biased coin coin^* is present in this level. Then, the probability that any other coin coin_i has a greater empirical bias than coin^* is at most,

$$\begin{aligned} \Pr(\text{coin}^* \text{ has a lower empirical bias than } \text{coin}_i \text{ in level } \ell) &\leq 2 \exp(-(\ln(1/\delta) + 3r_\ell)) \\ &\text{(by Lemma 3.3 and choice of } s_\ell \text{ samples in this level)} \\ &\leq 2\delta \exp(-3r_\ell) \leq \frac{\delta}{4 \cdot 2^{r_\ell}}. \end{aligned}$$

On the other hand, the total number of coins that will be compared with coin^* at level ℓ (before the counter gets reset) is at most $c_\ell = \frac{2^{r_\ell}}{2^{\ell-1}}$. Hence, by a union bound, the probability that coin^* loses to any of them is at most $\frac{\delta}{2^{\ell+1}}$. This means that assuming coin^* is present at level ℓ , the probability that it is not sent to the next level is only $\frac{\delta}{2^{\ell+1}}$. We can now do a union bound over all levels and obtain that:

$$\Pr(\text{coin}^* \text{ is not returned as the answer}) \leq \sum_{\ell=1}^t \frac{\delta}{2^{\ell+1}} \leq \delta. \text{ (as this series converges to 1 in infinity)}$$

This concludes the proof. \blacksquare

B Random Walk with Flexible Step Size

In the proof of Lemma 4.3, we have shown that with the ‘conservative’ challenging rules, the number of coin tosses never exhausts the cumulative budget over the $\Theta(n)$ stream. Notice that the challenge process can be viewed as the fluctuation of a random variable with deterministic increment steps (‘increase budget’) and randomized decreasing steps (‘coin tosses’). In this sense, the challenging process can be perceived as a variation of a classical *Random Walk*, which concerns the value of a random sequence with certain probabilities for walking ‘forward’ and ‘backward’. In this section, we will look into more details about the random walk and study the characteristics of the coin challenge process in GAME-OF-COINS from this perspective.

Classical Random Walk

We first give the definition of a classical one-dimension random walk.

Definition 2 (One-dimensional Random Walk). *A one-dimension random walk with n steps and forward-moving probability p is a stochastic sequence $\{S_i\}_{i=0}^n$ with the following characteristics: In the beginning, $S_0 = 0$; At each step $i \in [n]$, $S_i = \sum_{j=1}^i X_j$ with independent random variables $X_j \in \{-1, +1\}$ such that $\Pr(X_j = 1) = p$.*

The following proposition is well-known.

Proposition B.1 (Non-negativity of One-Dimensional Random Walk). *For a one-dimension random walk characterized by Definition 2 and $p > \frac{1}{2}$, we have:*

$$\Pr(\exists i : S_i \leq 0) < O(1 - p).$$

Flexible Step-length Random Walk

Notice that for Proposition B.1 to hold, the steps in a classical random walk can only be $+1$ or -1 . A natural question to ask is that if the step length becomes flexible and unbounded, how can we

keep the quantity of a positive? In this section, we will discuss the properties of such type of walk and its relationship with the challenging process of GAME-OF-COINS and [Lemma 4.3](#).

In general, to keep the quantity of a walk positive with unbounded step lengths, there are the following two properties to consider:

1. The expectation of the backward step size should be smaller than the forward step size. Therefore, in expectation, the walk will be positive in quantity.
2. The variance is not too large. Hence, even if the backward steps become larger, it will not ‘exhaust’ all the accumulated forward steps very quickly.

Based on these, we define a *Flex-length Positive Random Walk* as the following process:

Definition 3 (Flex-length Positive Random Walk). *A Flex-length Positive Random Walk with n steps is a stochastic sequence $\{S_i\}_{i=0}^n$ with the following characteristics: In the beginning, $S_0 = 0$; At each step $i \in [n]$, $S_i = \sum_{j=1}^i X_j$ with independent random variables X_j with the following properties:*

1. X_j is a sub-exponential random variable with parameter $\kappa = \frac{1}{\ln(1/\delta)}$.
2. $\mathbb{E}[X_j] \geq \eta(j)$, where $\eta(j) := C \cdot \frac{\ln(j/\delta)}{\sqrt{j}}$ for some absolute constant $C > 0$.

We now prove an analogue of [Proposition B.1](#) for the Flex-length Positive Random Walk.

Proposition B.2 (Non-negativity of Flex-length Positive Random Walk). *With probability at least $(1 - \delta)$, Flex-length Positive Random Walk will have $S_i > 0$ for all $i \in [n]$.*

Proof. We prove the lemma by showing that by the choice of the parameter κ , the quantity of the walk will never derive more than $O(\sqrt{i} \log(i))$ away from its expectation. Formally, we will show:

$$\Pr \left(\exists i : |S_i - \mathbb{E}[S_i]| \geq C \cdot \sqrt{i} \cdot \ln\left(\frac{i}{\delta}\right) \right) \leq \delta.$$

Notice that $S_i = \sum_{j=1}^i X_j$. Thus, by the linearity of expectation, we have:

$$\begin{aligned} S_i - \mathbb{E}[S_i] &= \left(\sum_{j=1}^i X_j - \mathbb{E} \left[\sum_{j=1}^i X_j \right] \right) \\ &= \sum_{j=1}^i (X_j - \mathbb{E}[X_j]). \end{aligned}$$

Denote $X'_j = (X_j - \mathbb{E}[X_j])$, and apparently X'_j will be zero-mean. Recall that X_j are sub-exponential random variables (and so are X'_j 's); Thus, by Bernstein's inequality ([Proposition 3.1](#)):

$$\begin{aligned} \Pr \left(|S_i - \mathbb{E}[S_i]| \geq C \cdot \sqrt{i} \cdot \ln\left(\frac{i}{\delta}\right) \right) &= \Pr \left(\left| \sum_{j=1}^i X'_j \right| \geq C \cdot \sqrt{i} \cdot \ln\left(\frac{i}{\delta}\right) \right) \\ &\leq 2 \cdot \exp \left(-c \cdot \min \left(\frac{C^2 \cdot \ln^2(i/\delta)}{\kappa^2}, \frac{C \cdot \sqrt{i} \cdot \ln(i/\delta)}{\kappa} \right) \right) \\ &\hspace{15em} (c > 0 \text{ is a constant}) \end{aligned}$$

The smaller one in the $\min(\cdot, \cdot)$ term will be dependent on i . Define $\hat{i} := \left(C \cdot \frac{\ln(i/\delta)}{\kappa}\right)^2$. As such, the second term above will be the minimum whenever $i \leq \hat{i}$. Specifically, we have:

$$\begin{aligned} \Pr\left(|S_i - \mathbb{E}[S_i]| \geq C \cdot \sqrt{i} \cdot \ln\left(\frac{i}{\delta}\right) \mid i < \hat{i}\right) &\leq 2 \cdot \exp\left(-c \cdot \frac{C \cdot \sqrt{i} \cdot \ln(i/\delta)}{\kappa}\right) \quad (\text{since } i \text{ is small}) \\ &\leq \frac{\delta}{4} \cdot \frac{\exp(-\sqrt{i})}{i^2}. \\ &\quad (\text{by the value of } \kappa \text{ and picking a sufficiently large } C) \end{aligned}$$

Also, for the $i \geq \hat{i}$, we will have:

$$\begin{aligned} \Pr\left(|S_i - \mathbb{E}[S_i]| \geq C \cdot \sqrt{i} \cdot \ln\left(\frac{i}{\delta}\right) \mid i \geq \hat{i}\right) &\leq 2 \cdot \exp\left(-c \cdot \frac{C^2 \cdot \ln^2(i/\delta)}{\kappa^2}\right) \quad (\text{since } i \text{ is large}) \\ &\leq \frac{\delta}{4} \cdot \frac{1}{i^2}. \\ &\quad (\text{by the value of } \kappa \text{ and picking a sufficiently large } C) \end{aligned}$$

By a union bound for all the choices of i :

$$\begin{aligned} \Pr\left(\exists i : |S_i - \mathbb{E}[S_i]| \geq C \cdot \sqrt{i} \cdot \ln\left(\frac{i}{\delta}\right)\right) &\leq (\delta/4) \cdot \left(\sum_{i=1}^{\hat{i}-1} \frac{\exp(-\sqrt{i})}{i^2} + \sum_{i=\hat{i}}^n \frac{1}{i^2}\right) \\ &\leq (\delta/4) \cdot \sum_{i=1}^n \frac{1}{i^2} \quad (\text{as } \exp(-\sqrt{i}) \leq 1) \\ &< (\delta/2). \quad (\text{as this series converges to } < 2) \end{aligned}$$

which proves the distance between S_i and its expectation $\mathbb{E}[S_i]$ for *any* i can only be at most $C \cdot \sqrt{i} \cdot \ln\left(\frac{i}{\delta}\right)$ with $1 - \delta$ probability.

Finally, since we have the expectation of each X_j is at least $C \cdot \frac{\ln(j/\delta)}{\sqrt{j}}$, we should have

$$\mathbb{E}[S_i] > C \cdot \sum_{j=1}^i \frac{\ln(j/\delta)}{\sqrt{j}} \geq C \cdot \sqrt{i} \cdot \ln(i/\delta),$$

since $\frac{\ln(j/\delta)}{\sqrt{j}}$ decreases monotonously for $j \geq 1$. Therefore, we have $\mathbb{E}[S_i] > C \cdot \sqrt{i} \cdot \ln\left(\frac{i}{\delta}\right)$ and the proof can be finalized. \blacksquare

Remark B.3. We remark that for the quantity of the walk never goes back to 0, a weaker condition of $\sum_{j=1}^i \eta(j) > C \cdot \sqrt{i} \cdot \ln\left(\frac{i}{\delta}\right)$ is sufficient. Also, for general η without any restriction, we can show by parameter substitution (changing δ to the function of η) that the probability for the quantity of the walk decreasing to 0 is at most $2 \cdot \exp(-\frac{\eta}{C})$, which decreases exponentially as η becomes larger.

Based on [Proposition B.2](#), we can re-formulate [Lemma 4.3](#) as a special type of *Flex-length Positive Random Walk* with stronger parameter conditions. This also gives a more systematic explanation on why GAME-OF-COINS holds.

Proposition B.4 (Reformulation of [Lemma 4.3](#)). *The Challenge subroutine in GAME-OF-COINS forms a Flex-length Positive Random Walk with $\eta(j) > C \cdot \ln(\frac{1}{\delta})$ for all $j > 0$ and $\kappa = \frac{15}{\ln(1/\delta)}$. Thus, the quantity of the walk never decrease to 0 with probability at least $1 - \delta$.*

Proof. Recall that at each step i , we will surely accumulate $C \cdot \frac{4}{\Delta^2} \cdot \ln(\frac{1}{\delta}) + s_1$ budgets and use s_1 amount of them. Also recall that in [Claim 4.4](#), we showed the expected number of coin tosses other than s_1 is less than 1. Thus, the expectation of X_j on any step j should be more than $C \cdot \frac{4}{\Delta^2} \cdot \ln(\frac{1}{\delta}) - 1 > C \cdot \ln(\frac{1}{\delta})$. Now observe the η parameter is greater than $C \cdot \frac{\ln(i/\delta)}{\sqrt{i}}$ already, and the κ parameter is also stronger than the requirement, so the quantity of the walk will never decrease to 0 with probability at least $1 - \delta$. ■

We can actually draw a comparison between the ‘walk’ in [Lemma 4.3](#) and a classical random walk. The difference can be illustrated as figure 3.

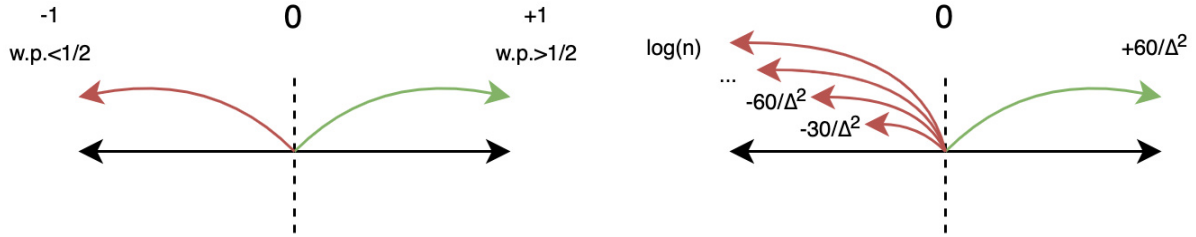


Figure 3: Comparison between a classical random walk with $p > 1/2$ (left) and a Coin-Game walk with the *Challenge subroutine* as the challenging algorithm (right).

From the figure, it can be found that there are two major differences between a classical random walk and the walk in [Lemma 4.3](#). The first difference is that at each step, the challenge process will both increase and decrease the quantity of the walk deterministically; The second difference is that the step size of the backward walks in the challenge process is a function of the challenge rules and is randomized. A crucial observation to guarantee the correctness is the challenge subroutine in GAME-OF-COINS provides a sub-exponential distribution for the randomized backward step.