

Quantification of Risk in Classical Models of Finance

Alois Pichler*

Ruben Schlotter[†]

July 14, 2022

Abstract

This paper enhances the pricing of derivatives as well as optimal control problems to a level comprising risk. We employ nested risk measures to quantify risk, investigate the limiting behavior of nested risk measures within the classical models in finance and characterize existence of the risk-averse limit. As a result we demonstrate that the nested limit is unique, irrespective of the initially chosen risk measure. Within the classical models risk aversion gives rise to a stream of risk premiums, comparable to dividend payments. In this context, we connect coherent risk measures with the Sharpe ratio from modern portfolio theory and extract the Z-spread—a widely accepted quantity in economics to hedge risk. By involving the Z-spread we demonstrate that risk-averse problems are conceptually equivalent to the risk-neutral problem.

The results for European option pricing are then extended to risk-averse American options, where we study the impact of risk on the price as well as the optimal time to exercise the option.

We also extend Merton’s optimal consumption problem to the risk-averse setting.

Keywords: Risk measures, Optimal control, Black–Scholes

Classification: 90C15, 60B05, 62P05

1 Introduction

This paper studies discrete classical models in finance under risk aversion and their behavior in a high-frequency setting. Using nested risk measures we first study risk aversion in the multiperiod model.

We develop risk aversion in a discrete time and discrete space setting and find an important consistency property of nested risk measures. This consistency property, termed *divisibility*, is crucial in high-frequency trading environments. For this, our study of risk-averse models extends to continuous time processes as well. This very property allows consistent decision making, i.e., decisions, which are independent of individually chosen discretizations or trading frequencies. Our results also give rise to a generalized Black–Scholes framework, which incorporates risk aversion in addition.

Riedel (2004) has introduced risk measures in a dynamic setting. Later, Cheridito et al. (2004) study risk measures for bounded càdlàg processes and Cheridito et al. (2006) also discuss risk measures in a discrete time setting. Ruzarczyński and Shapiro (2006) introduce nested risk measures, for which Philpott et al. (2013) provide an economic interpretation as an insurance premium on a rolling horizon basis. For a recent discussion on risk measures and dynamic optimization we refer to De Lara and Leclère (2016). Applications can be found in Philpott and de Matos (2012) or Maggioni et al. (2012), e.g., where stochastic dual dynamic programming methods are addressed, see also Guigues and Römisch (2012).

Divisibility is an indispensable prerequisite in defining an infinitesimal generator based on discretizations. This generator, called *risk generator*, constitutes the risk averse assessment of the dynamics of the underlying

*Funded by Deutsche Forschungsgemeinschaft (DFG, German Research Foundation) – Project-ID 416228727 – SFB 1410

[†]Both authors: Technische Universität Chemnitz, 09126 Chemnitz, Germany. Contact: ruben.schlotter@math.tu-chemnitz.de

stochastic process. Using the risk generator we characterize the existence of the risk-averse limit of discrete pricing models. For coherent risk measures the risk generator constitutes a nonlinear operator, comparable to the classical infinitesimal generator but with an additional term, accounting for risk, which takes the form

$$s_\rho |\sigma \partial_x \cdot|.$$

Here, s_ρ is a scalar expressing the risk aversion and σ is the volatility of the diffusion process describing the asset price. It turns out that the risk generator does not depend on the risk measure, which is employed to set up the generator. This surprising feature has important conceptual implications, as evaluating a risk measure is often an optimization problem itself. As well we derive that the scaling quantity s_ρ allows the economic interpretation of a Sharpe ratio and $s_\rho \cdot \sigma$ is the Z-spread.

Using the risk generator we derive a nonlinear Black–Scholes equation, which we relate to the Black–Scholes formula for dividend paying stocks proposed by Merton (1973). Moreover we relate risk-averse pricing models to foreign exchange options models as in Garman and Kohlhagen (1983). Nonlinear Black Scholes equations have been discussed previously in Barles and Soner (1998) and Ševčovič and Žitňanská (2016) in the context of modeling transaction costs. There, the nonlinearity is in the second derivative. In contrast, risk aversion leads to drift uncertainty and causes nonlinearity in the first derivative.

For coherent risk measures we derive an explicit solution for the European option pricing problem. We show that risk aversion expressed via coherent risk measures can be interpreted either as an extra dividend payment or capital injection. Furthermore we relate risk-aversion with a change of currency as in the foreign exchange option model. The amount of the dividend payment or, equivalently, the interest rate in the risk-averse currency, is given by a multiple of the Sharpe ratio and the volatility of the underlying stock. This ratio, which expresses risk aversion, arises for any coherent risk measure and does not depend on a specific market model such as the Black–Scholes model.

Using a free boundary formulation we extend the analysis from European to American option pricing. For the Black–Scholes option pricing of European and American options, risk-aversion naturally leads to a bid-ask spread, which we quantify explicitly.

Similarly we extend the Merton optimal consumption problem to a risk-averse setting. We elaborate on the optimal controls and show that risk-aversion reduces the investment in risky assets and increases consumption. We observe the same pattern as for European and American options, i.e., risk-aversion corrects the drift of the underlying market model. For all classical models discussed here, the risk averse assessment still allows explicit pricing and control formulae.

2 Preliminaries on risk measures

Recall the definition of *law invariant, coherent risk measures* $\rho: L \rightarrow \mathbb{R}$ defined on some vector space L of \mathbb{R} -valued random variables first. They satisfy the following axioms introduced by Artzner et al. (1999).

- A1. Monotonicity: $\rho(Y) \leq \rho(Y')$, provided that $Y \leq Y'$ almost surely;
- A2. Translation equivariance: $\rho(Y + c) = \rho(Y) + c$ for $c \in \mathbb{R}$;
- A3. Convexity: $\rho((1 - \lambda)Y + \lambda Y') \leq (1 - \lambda)\rho(Y) + \lambda\rho(Y')$ for $0 \leq \lambda \leq 1$;
- A4. Positive homogeneity: $\rho(\lambda Y) = \lambda\rho(Y)$ for $\lambda \geq 0$;
- A5. Law invariance: $\rho(Y) = \rho(Y')$, whenever Y and Y' have the same law, i.e., $P(Y \leq y) = P(Y' \leq y)$ for all $y \in \mathbb{R}$.

The expectation ($\rho(Y) = \mathbb{E}Y$) is the *risk-neutral* risk measure, satisfying all axioms above. In contrast to the risk-neutral setting, the risk averse buyer and seller have an opposite perception of risk. We shall refer to $\rho(Y)$ as the seller's ask price and to $-\rho(-Y)$ as the buyer's bid price. Note, that $-\rho(-Y) \leq \rho(Y)$.¹

¹The inequality $0 = \rho(Y - Y) \leq \rho(Y) + \rho(-Y)$ implies that

$$-\rho(-Y) \leq \rho(Y).$$

2.1 Nested risk measures

We consider a filtered probability space $(\Omega, \mathcal{F}, (\mathcal{F}_t)_{t \in \mathcal{T}}, P)$ and associate $t \in \mathcal{T}$ with *stage* or *time*. For the discussion of risk in a dynamic setting we introduce nested risk measures corresponding to the evolution of risk over time. Nested risk measures are compositions of conditional risk measures (cf. Pflug and Römisch (2007)). Following Ruszczyński and Shapiro (2006), we introduce conditional risk measures ρ^t , conditioned on the sigma algebra \mathcal{F}_t , as

$$\rho^t(Y | \mathcal{F}_t) := \operatorname{ess\,sup}_{Q \in \mathcal{Q}} \mathbb{E}_Q[Y | \mathcal{F}_t], \quad (1)$$

where \mathcal{Q} is a convex set of probability measures absolutely continuous with respect to P (cf. also Delbaen (2002)). The conditional risk measures ρ^t satisfy conditional versions of the Axioms A1–A5 above. For further details we refer the interested reader also to Shapiro et al. (2014, Section 6.8.2). For the essential supremum of a set of random variables as in (1) we refer to Karatzas and Shreve (1998, Appendix A).

We now introduce nested risk measures in discrete time.

Definition 1 (Nested risk measures). The *nested risk measure*, nested at times $t_0 < \dots < t_n$, is

$$\rho^{t_0:t_n}(Y) := \rho^{t_0}(\dots \rho^{t_n}(Y | \mathcal{F}_{t_n}) \dots | \mathcal{F}_{t_0}), \quad (2)$$

where $(\rho^{t_i})_{i=0}^n$ is a family of conditional risk measures. For a partition $\mathcal{P} = (t_0, t_1, \dots, t_n)$ we denote the nested risk measure also by $\rho^{\mathcal{P}}(Y)$.

Similar as above, we distinguish the buyer and seller perspective and consider the bid price

$$-\rho^{t_0:t_n}(-Y) := -\rho^{t_0}(\dots \rho^{t_n}(-Y | \mathcal{F}_{t_n}) \dots | \mathcal{F}_{t_0}),$$

as well as the ask price in (2).

2.2 Nested risk measures for discrete processes

To illustrate key properties of nested risk measures as defined in (2) we discuss the binomial model, well-known from finance by employing the mean semi-deviation, a coherent risk measure satisfying all Axioms A1–A5 above.

Definition 2 (Semi-deviation). The mean semi-deviation risk measure of order $p \geq 1$ and $Y \in L^p$ at level $\beta \in [0, 1]$ is

$$\operatorname{SD}_{p,\beta}(Y) := \mathbb{E}Y + \beta \|(Y - \mathbb{E}Y)_+\|_p.$$

Consider the stochastic process $S = (S_0, \dots, S_T)$ with initial state S_0 . The process S models a stock in stochastic finance over time. The discrete stock price changes according to $P(S_{t+\Delta t} = S_t \cdot e^{\pm\sigma\sqrt{\Delta t}}) = p_{\pm}$, where

$$p := p_+ := \frac{e^{r\Delta t} - e^{-\sigma\sqrt{\Delta t}}}{e^{\sigma\sqrt{\Delta t}} - e^{-\sigma\sqrt{\Delta t}}} \text{ and } p_- := 1 - p_+.$$

This setting describes the risk free risk measure, because $\mathbb{E}S_{t+\Delta t} = pS_t e^{\sigma\sqrt{\Delta t}} + (1-p)S_t e^{-\sigma\sqrt{\Delta t}} = S_t e^{r\Delta t}$, where r is the risk free interest rate.

We can evaluate various classical coherent risk measures for this binomial model explicitly. The following remark considers the mean semi-deviation for the binomial model as well as the nested mean semi-deviation for the n -period model.

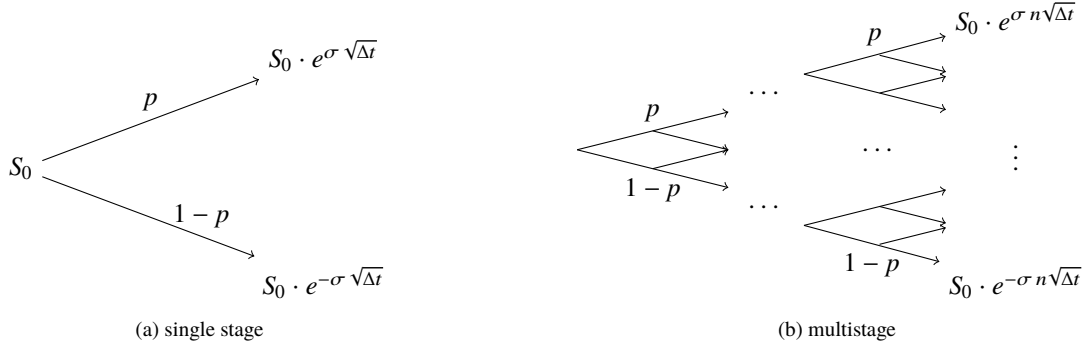


Figure 1: Binomial option pricing model

Remark 3 (The mean semi-deviation for the binomial model). Consider the one stage setting in Figure 1a first. The risk-averse bid price for the stock $S_{\Delta t}$ employing the mean semi-deviation $\text{SD}_{1,\beta}$ of order 1 with risk level β in the Bernoulli model is

$$\begin{aligned} -\text{SD}_{1,\beta}(-S_{\Delta t}) &= \mathbb{E} S_{\Delta t} - \beta \mathbb{E} (-S_{\Delta t} + \mathbb{E} S_{\Delta t})_+ \\ &= p S_0 e^{\sigma\sqrt{\Delta t}} + (1-p) S_0 e^{-\sigma\sqrt{\Delta t}} - \beta p(1-p) (S_0 e^{\sigma\sqrt{\Delta t}} - S_0 e^{-\sigma\sqrt{\Delta t}}). \end{aligned}$$

We introduce the new probability weights

$$\tilde{p} := p(1 - \beta(1 - p)) \quad (3)$$

so that

$$-\text{SD}_{1,\beta}(-S_{\Delta t}) = \tilde{\mathbb{E}} S_{\Delta t}.$$

We now repeat this observation in n stages and consider an n -period binomial model with step size $\Delta t = \frac{T}{n}$, cf. Figure 1b. The nested risk measure is

$$-\text{SD}_{1,\beta}^{0:T}(-S_T) = -\text{SD}_{1,\beta}(\dots \text{SD}_{1,\beta}(S_T | S_{T-\Delta t}) \dots) = \tilde{\mathbb{E}} S_T,$$

where the last expectation is with respect to the probability measure

$$\tilde{P}\left(S_T = S_0 e^{\sigma(2k\sqrt{\Delta t} - n\sqrt{\Delta t})}\right) = \binom{n}{k} \tilde{p}^k (1 - \tilde{p})^{n-k}, \quad k = 0, \dots, n.$$

It follows from inversion and the central limit theorem that

$$\frac{\frac{1}{\sigma} \log \frac{S_T}{S_0} + n\sqrt{\Delta t}}{2\sqrt{\Delta t}} \rightarrow \mathcal{N}(n\tilde{p}, n\tilde{p}(1 - \tilde{p})), \quad (4)$$

the limit is normally distributed. For this model to be non-degenerate it is inevitable that $\tilde{p} \rightarrow \frac{1}{2}$ as $n \rightarrow \infty$ and it is important to note that this forces specific choices of β in (3).

In what follows we develop the setting in Remark 3 from an economic perspective and elaborate a rigorous mathematical solution to the question of convergence in (4). We characterize the risk measures for which the risk-averse model converges by involving a new consistency property. This consistency property is naturally formulated in continuous time and related to a risk-averse analogue of the infinitesimal generator in dynamic optimization.

3 The risk-averse limit of discrete option pricing models

Most well-known coherent risk measures in the literature as the Average Value-at-Risk, the Entropic Value-at-Risk as well as the mean semi-deviation involve a parameter which accounts for the degree of risk aversion. As Remark 3 elaborates, the nested risk-averse binomial model does not necessarily lead to a well-defined limit. It is essential to relate the coefficient of risk aversion of the conditional risk measures to its time period. We therefore introduce re-parameterized families of coherent risk measures which we call *divisible*. The divisibility property is central in discussing the limiting behavior of risk-averse economic models.

Definition 4 (Divisible families of risk measures). Let $Y \sim \mathcal{N}(0, 1)$ be a standard normal random variable. A family of coherent measures of risk $\rho = \{\rho_{\Delta t} : \Delta t > 0\}$, parameterized by Δt , is called *divisible* if the limit

$$\lim_{\Delta t \downarrow 0} \frac{\rho_{\Delta t}(\sqrt{\Delta t} \cdot Y)}{\Delta t} = s_\rho \quad (5)$$

exists for some $s_\rho \geq 0$.

The (conditional) expectation is divisible with $s_{\mathbb{E}} = 0$. We provide some further examples of divisible families.

Example 5 (Entropic Value-at-Risk family). The Entropic Value-at-risk at level $\kappa \geq 0$ is given by

$$\text{EV@R}_\kappa(Y) := \inf_{x>0} \frac{1}{x} (\kappa + \log \mathbb{E} e^{xY}).$$

The family $\{\text{EV@R}_{\beta \cdot \Delta t} : \Delta t > 0\}$ is divisible with $s_{\text{EV@R}_\beta} = \sqrt{2\beta}$. For a comprehensive discussion on the Entropic Value-at-Risk in this context we refer the reader to Pichler and Schlotter (2019, Proposition 9).

For completeness we provide an additional family of divisible risk measures and remark that any convex combination of them is divisible too.

Lemma 6. *The family*

$$\left\{ \text{SD}_{p,\beta;\Delta t} := \text{SD}_{p,\beta \cdot \sqrt{\Delta t}} \right\}, \quad \Delta t > 0,$$

of mean semi-deviations is divisible with limit

$$s_{\text{SD}_{p,\beta}} = \beta (2\pi)^{-\frac{1}{2p}} 2^{\frac{1}{2}-\frac{1}{2p}} \cdot \Gamma\left(\frac{p+1}{2}\right)^{\frac{1}{p}}.$$

Proof. Let $Y \sim \mathcal{N}(0, \Delta t)$, then

$$\mathbb{E} Y_+^p = \int_{\mathbb{R}} \max(y, 0) \cdot y^p \cdot \frac{1}{\sqrt{2\pi\Delta t}} e^{-\frac{y^2}{2\Delta t}} dy = \frac{1}{\sqrt{2\pi\Delta t}} \int_0^\infty y^p \cdot e^{-\frac{y^2}{2\Delta t}} dy.$$

Employing the Gamma function, the latter integral is

$$\frac{1}{\sqrt{2\pi\Delta t}} \int_0^\infty y^p \cdot e^{-\frac{y^2}{2\Delta t}} dy = \frac{1}{\sqrt{2\pi}} \left(2^{\frac{p-1}{2}} \Gamma\left(\frac{p+1}{2}\right) \Delta t^{\frac{p}{2}} \right).$$

Taking the p -th root and multiplying by $\beta\sqrt{\Delta t}$ we obtain

$$\frac{\text{SD}_{p,\beta\sqrt{\Delta t}}(Y)}{\Delta t} = \beta (2\pi)^{-\frac{1}{2p}} 2^{\frac{1}{2}-\frac{1}{2p}} \cdot \Gamma\left(\frac{p+1}{2}\right)^{\frac{1}{p}},$$

showing the assertion. □

We now extend nested risk measures to continuous time and demonstrate that the extension is well-defined for divisible families of risk measures. As a result we show that the risk-averse binomial option pricing model converges exactly for divisible families of risk measures.

Definition 7 (Nested risk measures). Let $T > 0$, $t \in [0, T]$ and let $\rho^{\mathcal{P}}$ be divisible for every partition $\mathcal{P} \subset [t, T]$, cf. Definition 1. The nested risk measure $\rho^{t:T}$ in continuous time for a random variable Y is

$$\rho^{t:T}(Y | \mathcal{F}_t) := \lim_{\mathcal{P} \subset [t, T]} \rho^{\mathcal{P}}(Y | \mathcal{F}_t) \quad \text{almost surely,} \quad (6)$$

where the almost sure limit is among all partitions $\mathcal{P} \subset [t, T]$ with mesh size $\|\mathcal{P}\|$ tending to zero for those random variables Y , for which the limit exists.

The following proposition evaluates the nested mean semi-deviation for the Gaussian random walk, the basic building block of diffusion processes.

Proposition 8 (Nested mean semi-deviation for the Gaussian random walk). Let $W = (W_t)_{t \in \mathcal{P}}$ be a Wiener process evaluated on the partition \mathcal{P} . For the family of conditional risk measures $\left(\text{SD}_{p, \beta_{t_i} \cdot \sqrt{\Delta t_i}}^{t_i} \right)_{t_i \in \mathcal{P}}$, the nested mean semi-deviation is

$$\text{SD}_{p, \beta}^{0:T}(W_T) = \sum_{i=0}^{n-1} \beta_{t_i} \Delta t_i \cdot (2\pi)^{-\frac{1}{2p}} 2^{-\frac{1}{2}} \Gamma\left(\frac{p+1}{2}\right)^{\frac{1}{p}}. \quad (7)$$

Proof. Note that $Z := W_{t_{i+1}} - W_{t_i} \sim \mathcal{N}(0, t_{i+1} - t_i)$ and the conditional mean semi-deviation is (using conditional translation equivariance A2)

$$\text{SD}_{p, \beta_{t_i} \cdot \sqrt{\Delta t_i}}^{t_i}(W_{t_{i+1}} | W_{t_i}) = W_{t_i} + \text{SD}_{p, \beta_{t_i} \cdot \sqrt{\Delta t_i}}^{t_i}(W_{t_{i+1}} - W_{t_i} | W_{t_i}).$$

Furthermore the conditional expectation is zero as Brownian motion has independent and stationary increments with mean zero and thus, with Lemma 6,

$$\text{SD}_{p, \beta_{t_i} \cdot \sqrt{\Delta t_i}}^{t_i}(W_{t_{i+1}} | W_{t_i}) = W_{t_i} + \beta_{t_i} \Delta t_i \cdot (2\pi)^{-\frac{1}{2p}} 2^{-\frac{1}{2}} \Gamma\left(\frac{p+1}{2}\right)^{\frac{1}{p}}.$$

Iterating as in Definition 1 shows

$$\text{SD}_{p, \beta}^{0:T}(W_T) = \sum_{i=0}^{n-1} \beta_{t_i} \Delta t_i \cdot (2\pi)^{-\frac{1}{2p}} 2^{-\frac{1}{2}} \Gamma\left(\frac{p+1}{2}\right)^{\frac{1}{p}},$$

the assertion. □

Remark 9. For constant risk level β we obtain

$$\text{SD}_{p, \beta}^{0:T}(W_T) = \sum_{i=0}^{n-1} \Delta t_i \cdot \beta \cdot (2\pi)^{-\frac{1}{2p}} 2^{-\frac{1}{2}} \Gamma\left(\frac{p+1}{2}\right)^{\frac{1}{p}} = T \cdot s_{\text{SD}_{p, \beta}},$$

so that the accumulated risk grows linearly in time.

3.1 The risk generator

This section addresses nested risk measures for Itô processes. Furthermore, we characterize convergence under risk using a natural condition involving normal random variables and introduce a nonlinear operator, the *risk generator*, which also allows discussing risk-averse optimal control problems.

It is well-known that the binomial model in Figure 1b converges to the geometric Brownian motion. We therefore discuss Itô process $(X_s)_{s \in \mathcal{T}}$ solving the stochastic differential equation

$$\begin{aligned} dX_s &= b(s, X_s) ds + \sigma(s, X_s) dW_s, \quad s \in \mathcal{T}, \\ X_t &= x \end{aligned} \quad (8)$$

for $\mathcal{T} = [t, T]$. We assume that X following (8) is well-defined and refer to Øksendal (2003, Theorem 5.2.1) for sufficient conditions. We further assume that $s \mapsto \sigma(s, X_s)$ is Hölder continuous for some $\gamma \in (0, 1/2)$.

We introduce the *risk generator* for families of divisible coherent risk measures. The risk generator describes the momentary evolution of the risk of the stochastic process.

Definition 10 (Risk generator). Let $X = (X_t)_t$ be a continuous time process and $(\rho_{\Delta t})_{\Delta t}$ be a family of divisible risk measures. The *risk generator based on* $(\rho_{\Delta t})_{\Delta t}$ is

$$\mathcal{R}_\rho \Phi(t, x) := \lim_{\Delta t \downarrow 0} \frac{1}{\Delta t} \left(\rho_{\Delta t}(\Phi(t + \Delta t, X_{t+\Delta t}) \mid X_t = x) - \Phi(t, x) \right) \quad (9)$$

for those functions $\Phi: \mathcal{T} \times \mathbb{R} \rightarrow \mathbb{R}$, for which the limit exists.

Using the ideas from Proposition 8 we obtain explicit expressions for the risk generator for Itô diffusion processes.

Proposition 11 (Risk generator). Let X be the solution of (8) and let the family $(\rho_{\Delta t})_{\Delta t}$ be divisible. For $\Phi \in C^2(\mathcal{T} \times \mathbb{R})$ such that $\Phi(t, X_t) \in L^p$ the risk generator based on $(\rho_{\Delta t})_{\Delta t}$ is given by the nonlinear differential operator

$$\mathcal{R}_\rho \Phi(t, x) = \left(\Phi_t + b \Phi_x + \frac{\sigma^2}{2} \Phi_{xx} + s_\rho \cdot |\sigma \Phi_x| \right) (t, x). \quad (10)$$

Proof. By assumption, $\Phi \in C^2(\mathcal{T} \times \mathbb{R})$ and hence we may apply Itô's formula. For convenience and ease of notation we set $f_1(t, x) := \left(\Phi_t + b \Phi_x + \frac{\sigma^2}{2} \Phi_{xx} \right) (t, x)$ and $f_2(t, x) := (\sigma \Phi_x)(t, x)$. In this setting, Eq. (9) rewrites as

$$\mathcal{R}_\rho \Phi(t, x) = \lim_{\Delta t \downarrow 0} \frac{1}{\Delta t} \rho_{\Delta t} \left[\int_t^{t+\Delta t} f_1(s, X_s) ds + \int_t^{t+\Delta t} f_2(s, X_s) dW_s \mid X_t = x \right].$$

To show (10) for each fixed (t, x) it is enough to show that

$$|\mathcal{R}_\rho \Phi(t, x) - f_1(t, x) - s_\rho |f_2(t, x)|| \leq 0.$$

Using convexity of the risk measure together with the triangle inequality we have

$$\begin{aligned} 0 &\leq \lim_{\Delta t \downarrow 0} \left| \rho_{\Delta t} \left[\frac{1}{\Delta t} \int_t^{t+\Delta t} f_1(s, X_s) ds - f_1(t, x) \mid X_t = x \right] \right| \\ &\quad + \lim_{\Delta t \downarrow 0} \left| \rho_{\Delta t} \left[\frac{1}{h} \int_t^{t+\Delta t} f_2(s, X_s) dW_s - s_\rho |f_2(t, x)| \mid X_t = x \right] \right|. \end{aligned} \quad (11)$$

We continue by looking at each term separately. Note that $s \mapsto f_1(s, X_s) - f_1(t, x)$ is continuous almost surely and hence the mean value theorem for definite integrals implies that there exists a $\xi \in [t, t + \Delta t]$ such that

$$\frac{1}{\Delta t} \int_t^{t+\Delta t} f_1(s, X_s) ds - f_1(t, x) = f_1(\xi, X_\xi) - f_1(t, x), \quad \text{almost surely.}$$

From continuity of ρ in the L^p norm we may conclude

$$\lim_{\Delta t \downarrow 0} \frac{1}{h} \rho_{\Delta t} \left(\left| \int_t^{t+\Delta t} f_1(s, X_s) - f_1(t, x) ds \right| \middle| X_t = x \right) = 0.$$

Note that the stochastic integral term in (11) can be bounded by

$$\begin{aligned} \rho_{\Delta t} \left[\frac{1}{\Delta t} \int_t^{t+\Delta t} f_2(s, X_s) dW_s \middle| X_t = x \right] &\leq \rho_{\Delta t} \left[\frac{1}{\Delta t} \int_t^{t+\Delta t} f_2(s, X_s) - f_2(t, x) dW_s \middle| X_t = x \right] \\ &\quad + \rho_{\Delta t} \left[\frac{1}{\Delta t} \int_t^{t+\Delta t} f_2(t, x) dW_s \middle| X_t = x \right], \end{aligned}$$

where $\rho_{\Delta t} \left[\frac{1}{\Delta t} \int_t^{t+\Delta t} f_2(t, x) dW_s \middle| X_t = x \right]$ converges to $s_\rho |f_2(t, x)|$ and hence

$$(11) \leq \lim_{\Delta t \downarrow 0} \left| \rho_{\Delta t} \left[\frac{1}{\Delta t} \int_t^{t+\Delta t} f_2(s, X_s) - f_2(t, x) dW_s \middle| X_t = x \right] \right|.$$

Furthermore, the stochastic integral $M_{\Delta t} := \int_t^{t+\Delta t} f_2(s, X_s) - f_2(t, x) dW_s$ is a continuous martingale with $M_0 = 0$ and hence the divisibility of ρ shows that there exists a constant C_1 independent of Δt such that

$$\rho_{\Delta t}(M_{\Delta t}) \leq C_1 \sqrt{\Delta t} \cdot \|M_{\Delta t}\|_p.$$

Applying the Burkholder–Davis–Gundy inequality implies the upper bound

$$\rho_{\Delta t}(M_{\Delta t}) \leq \tilde{C}_1 \sqrt{\Delta t} \left[\mathbb{E} \left| \int_t^{t+\Delta t} (f_2(s, X_s) - f_2(t, x))^2 ds \right|^{\frac{p}{2}} \right]^{\frac{1}{p}}$$

for some constant \tilde{C}_1 depending on p . Because the diffusion coefficient σ is Hölder continuous with exponent γ and Φ_x is continuous it follows that f_2 is locally Hölder continuous in t , i.e., there exists a $C_2 > 0$ and a $\gamma < \frac{1}{2}$ such that

$$|f_2(s, X_s) - f_2(t, X_t)| \leq C_2 |t - s|^\gamma$$

almost surely and hence

$$\mathbb{E} \left| \int_t^{t+\Delta t} (f_2(s, X_s) - f_2(t, x))^2 ds \right|^{\frac{p}{2}} \leq \left(\int_t^{t+\Delta t} C_2 |s - t|^{2\gamma} ds \right)^{\frac{p}{2}} = \left(C_2 \frac{\Delta t^{2\gamma+1}}{2\gamma+1} \right)^{\frac{p}{2}}.$$

We conclude

$$\rho_{\Delta t}(M_{\Delta t}) \leq \tilde{C}_1 \sqrt{\Delta t} \left(C_2 \frac{\Delta t^{2\gamma+1}}{2\gamma+1} \right)^{\frac{1}{2}} = \tilde{C}_1 \Delta t^{1+\gamma} \sqrt{\frac{C_2}{2\gamma+1}},$$

such that $\frac{1}{h} \rho_{\Delta t}(M_{\Delta t})$ vanishes, which concludes the proof. \square

Remark 12. For random variables Y of the form

$$Y = \int_t^T c(s, X_s) ds + \Psi(X_T),$$

where X is a Itô diffusion process based on Brownian motion, the limit (6) exists as a consequence of Definition 4 as well as the arguments in the proof of Proposition 11 above.

The next proposition relates the convergence of the binomial model under risk to the risk generator.

Proposition 13. *Denote by S^n the n -period binomial tree model and suppose that the sequence of binomial processes $(S^n)_n$ converges to an Itô process X in distribution. The risk-averse discrete binomial model in Remark 3 converges if and only if the family of nested risk measures is divisible.*

Proof. Let $(\rho_{\Delta t})_{\Delta t}$ be a divisible family of risk measures, then Proposition 11 shows that the risk generator exists for the diffusion process X and hence

$$\rho_{\Delta t}(X_{t+\Delta t} | X_t) - X_t = c_\rho \cdot \Delta t + o(\Delta t) \quad (12)$$

for some constant $c_\rho \in \mathbb{R}$. Moreover, applying Itô's lemma to (12) implies divisibility. In addition, existence of the limit of risk-averse binomial models as in Remark 3 is equivalent to

$$\rho_{\Delta t}(S_{t+\Delta t}^n | S_t^n) - S_t^n = c_\rho \cdot \Delta t + o(\Delta t),$$

for n large enough. It follows from Fatou's lemma that

$$\rho^{0:T}(X_T) \leq \liminf_{n \rightarrow \infty} \rho^{0:T}(S_T^n)$$

and hence the convergence of the risk-averse binomial model implies the existence of the risk generator.

For the converse, note that $X_0 = S_0$ and hence

$$\begin{aligned} \lim_{n \rightarrow \infty} \rho_{\Delta t}(S_{\Delta t}^n - S_0) &= \lim_{n \rightarrow \infty} \rho_{\Delta t}(S_{\Delta t}^n + X_{\Delta t} - X_{\Delta t} - X_0) \\ &\leq \lim_{n \rightarrow \infty} \rho_{\Delta t}(S_{\Delta t}^n - X_{\Delta t}) + \rho_{\Delta t}(X_{\Delta t} - X_0). \end{aligned}$$

The latter term satisfies

$$\rho_{\Delta t}(X_{\Delta t} - X_0) = c_\rho \cdot \Delta t + o(\Delta t)$$

by assumption. For the first term notice that $(S_{\Delta t}^n - X_{\Delta t})_n$ tends to zero in distribution and hence also converges in probability. Moreover, $(\rho_{\Delta t}(S_{\Delta t}^n - X_{\Delta t}))_n$ is uniformly bounded and hence

$$\lim_{n \rightarrow \infty} \rho_{\Delta t}(S_{\Delta t}^n - X_{\Delta t}) = 0,$$

showing the assertion. □

3.2 Dynamic programming

This section introduces risk-averse dynamic equations using nested risk measures. In what follows we consider the value function involving nested risk measures defined by

$$V(t, x) := \rho^{t:T} \left(e^{-r(T-t)} \Psi(X_T) | X_t = x \right). \quad (13)$$

Here, r is a discount factor and Ψ a given terminal payoff function. The structure of nested risk measures allows extending the dynamic programming principle to the risk-averse setting.

Lemma 14 (Dynamic programming principle). *Let $(t, x) \in [0, T) \times \mathbb{R}$ and $\Delta t > 0$, then it holds that*

$$V(t, x) = \rho^{t:T} \left(e^{-r\Delta t} V(t + \Delta t, X_{t+\Delta t}) \mid X_t = x \right). \quad (14)$$

Proof. By definition of the risk-averse value function (13) it holds

$$V(t + \Delta t, X_{t+\Delta t}) = \rho^{t+\Delta t:T} \left(e^{-r(T-t-\Delta t)} \Psi(X_T) \mid X_{t+\Delta t} \right)$$

and hence the definition of nested risk measure gives

$$\rho^{t:t+\Delta t} \left(e^{-r\Delta t} V(t + \Delta t, X_{t+\Delta t}) \mid X_t = x \right) = \rho^{t:T} \left(e^{-r(T-t)} \Psi(X_T) \mid X_t = x \right),$$

which shows the assertion. \square

To derive the dynamic equations for V we consider (14) in the form

$$0 = \frac{1}{\Delta t} \rho^{t:t+\Delta t} \left(e^{-r\Delta t} V(t + \Delta t, X_{t+\Delta t}) - V(t, x) \mid X_t = x \right) \quad (15)$$

for $\Delta t \rightarrow 0$. The following theorem employs the risk generator to obtain dynamic equations for the risk-averse value function (13).

Theorem 15. *The value function (13) solves the terminal value problem*

$$V_t(t, x) + b(t, x)V_x(t, x) + \frac{\sigma^2(t, x)}{2}V_{xx}(t, x) + s_\rho |\sigma(t, x) \cdot V_x(t, x)| - rV(t, x) = 0, \quad (16)$$

$$V(T, x) = \Psi(x),$$

provided that $V \in C^2$ in a neighborhood of (t, x) .

Proof. Let $(t, x) \in [0, T) \times \mathbb{R}$ be fixed. Similarly to the risk neutral case we define

$$Y_s := e^{-r(s-t)} V(s, X_s), \quad s \geq t.$$

The process Y_s satisfies the Itô formula

$$Y_{t+\Delta t} = Y_t + \int_t^{t+\Delta t} e^{-r(s-t)} \left(V_t + b \cdot V_x + \frac{\sigma^2}{2} V_{xx} - rV \right) (s, X_s) ds$$

$$+ \int_t^{t+\Delta t} e^{-r(s-t)} \sigma(s, X_s) \cdot V_x(s, X_s) dW_s.$$

As σ is Hölder continuous it follows that

$$\lim_{\Delta t \downarrow 0} \frac{1}{\Delta t} \rho^{t:t+\Delta t} \left(\int_t^{t+\Delta t} e^{-r(s-t)} \sigma \cdot V_x dW_s \mid X_t = x \right) = s_\rho \cdot |\sigma \cdot \partial_x V|.$$

Following the lines of the proof of Proposition 11 implies

$$0 = \lim_{\Delta t \downarrow 0} \frac{1}{\Delta t} \rho^{t:t+\Delta t} \left(e^{-r\Delta t} Y_{t+\Delta t} - Y_t \mid X_t = x \right)$$

$$= \lim_{\Delta t \downarrow 0} \frac{1}{\Delta t} \rho^{t:t+\Delta t} \left[\int_t^{t+\Delta t} e^{-r(s-t)} \left(V_t + b \cdot V_x + \frac{\sigma^2}{2} V_{xx} - rV \right) ds + \int_t^{t+\Delta t} e^{-r(s-t)} \sigma \cdot V_x dW_s \right]$$

$$= V_t(t, x) + b(t, x) \cdot V_x(t, x) + \frac{\sigma^2(t, x)}{2} V_{xx}(t, x) + s_\rho |\sigma(t, x) \cdot V_x(t, x)| - rV(t, x),$$

which demonstrates the assertion. \square

Remark 16 (Optimal controls). The dynamic programming principle and Theorem 15 are usually considered in an environment involving controls u . This extends to the risk-averse setting as well. The proofs are similar and we thus state the result only. The value function

$$V(t, x) := \inf_u \rho^{t:T} \left(\int_t^T c(s, X_s^u, u_s) ds + \Psi(X_T^u) \right)$$

with diffusion process X_T^u governed by an adapted control process u satisfies the Hamilton–Jacobi–Bellman equation

$$\inf_u \left\{ V_t(\cdot) + b(\cdot, u) V_x(\cdot) + \frac{\sigma^2(\cdot, u)}{2} V_{xx}(\cdot) + s_\rho |\sigma(\cdot, u) \cdot V_x(\cdot)| - rV(\cdot) + c(\cdot, u) \right\} = 0,$$

$$V(T, \cdot) = \Psi(\cdot).$$

This is (16), but with an extra infimum among all controls u . We resume this discussion in Section 5 below. For a general overview on stochastic optimal control and controlled processes in a risk neutral context we refer the interested reader to Fleming and Soner (2006).

4 Pricing of options under risk

The previous section discusses a discrete, risk-averse binomial option pricing problem and subsequently derives characterizations for the risk-averse limit to exist. In this section we study the risk-averse value functions of the limiting process of the binomial tree process, i.e., the geometric Brownian motion. In the risk-averse setting we find again explicit formulae. The resulting explicit pricing formulae lead us to interpret risk aversion as dividend payments and to relate the risk level s_ρ to the Sharpe ratio.

Consider a market with one riskless asset, e.g., a bond and a risky asset, usually a stock. The return of the riskless asset is constant and denoted by r . As usual in the classical Black–Scholes framework, the underlying stock S is modeled by a geometric Brownian motion following the stochastic differential equation

$$dS_t = r S_t dt + \sigma S_t dW_t \quad (17)$$

with initial condition $S_0 = s_0$.

4.1 The risk-averse Black–Scholes model

Similarly as above we distinguish the risk-averse value function

$$V(t, x) := -\rho_{t:T} \left[-e^{-r(T-t)} \Psi(S_T) \mid S_t = x \right] \quad (18)$$

for the *bid price* and the corresponding value function for the *ask price* given by

$$\tilde{V}(t, x) := \rho_{t:T} \left[e^{-r(T-t)} \Psi(S_T) \mid S_t = x \right]. \quad (19)$$

Notice that the discount rate r is the same as in the dynamics (17) of the stock $S = (S_t)_t$. In the risk-neutral setting the bid and ask prices coincide.

Theorem 15 shows that the risk-averse value function (18) of the bid price satisfies the PDE with terminal condition

$$V_t(t, x) + r x V_x(t, x) + \frac{\sigma^2 x^2}{2} V_{xx}(t, x) - s_\rho \cdot |\sigma x \cdot V_x(t, x)| - r V(t, x) = 0, \quad (20)$$

$$V(T, x) = \Psi(x),$$

where $\Psi(x)$ is the payoff function. Similarly, the following PDE representation the value function \tilde{V} describing the ask price derives as

$$\begin{aligned} \tilde{V}_t(t, x) + r x \tilde{V}_x(t, x) + \frac{\sigma^2 x^2}{2} \tilde{V}_{xx}(t, x) + s_\rho \cdot \left| \sigma x \cdot \tilde{V}_x(t, x) \right| - r \tilde{V}(t, x) &= 0, \\ \tilde{V}(T, x) &= \Psi(x). \end{aligned} \quad (21)$$

Notice that (21) and (20) differ only in the sign of the nonlinear term, showing again that in the risk-neutral setting (i.e., $s_\rho = 0$) the bid and ask prices coincide. We have the following explicit solution of (21) and (20) for the price of the call option.

Proposition 17 (Call option). *Let $\Psi(x) := \max(x - K, 0)$, define the auxiliary functions (cf. Delbaen and Schachermayer (2006, Section 4.4))*

$$d_1^\pm := \frac{1}{\sigma \sqrt{T-t}} \cdot \left[\log\left(\frac{x}{K}\right) + \left(r \pm s_\rho \sigma + \frac{1}{2} \sigma^2 \right) (T-t) \right], \quad d_2^\pm := d_1^\pm - \sigma \sqrt{T-t} \quad (22)$$

and the value functions

$$V^\pm(t, x) := x e^{\pm s_\rho \sigma (T-t)} \Phi(d_1^\pm) - K e^{-r(T-t)} \cdot \Phi(d_2^\pm). \quad (23)$$

Then V^+ solves the risk-averse Black–Scholes PDE (21) for the ask price, while V^- solves (20), the corresponding PDE for the bid price; further, we have that $V^- \leq V^+$.

We can solve the problem for the European put option similarly.

Proposition 18 (Put option). *Let $\Psi(x) := \max(K - x, 0)$ and define the value functions*

$$V^\mp(t, x) := K e^{-r(T-t)} \cdot \Phi(-d_2^\mp) - x e^{\mp s_\rho \sigma (T-t)} \Phi(-d_1^\mp), \quad (24)$$

with d_1^\pm and d_2^\pm as in Proposition 17. Then V^- solves the risk-averse Black–Scholes PDE (21) and V^+ solves (20), respectively. Note that $V^+ \leq V^-$.

Proof. Plugging the derivatives into the PDE (21) and (20) shows the assertion. \square

4.2 Rationale of risk aversion in the new formulae

Nature of the risk level s_ρ . Proposition 17 and 18 show that the value function for the risk-averse European option pricing problem can be identified with the risk neutral problem, where the stock pays dividends at rate $s_\rho \sigma$. In case of the bid price of a European call option the dividend payments are given by $s_\rho \sigma$. Similarly, the dividend payments for the bid price for a European put option are $-s_\rho \sigma$, thus negative. For an increasing risk level s_ρ , the bid price for the put and the call price decrease. This monotonicity reverses for the ask price.

The value functions (23) and (24) can also be interpreted within the framework of the Garman–Kohlhagen model on foreign exchange options. In this sense the terms $\pm s_\rho \sigma$ represent the interest rate in the risk-averse currency.

Illustration of the risk level s_ρ . Figure 2 shows the put and call prices for different values of s_ρ . For this illustration we choose $T = 1$, $S_0 = 1$ with strike $K = 1.2$, the interest rate is $r = 3\%$ and the volatility is $\sigma = 15\%$.

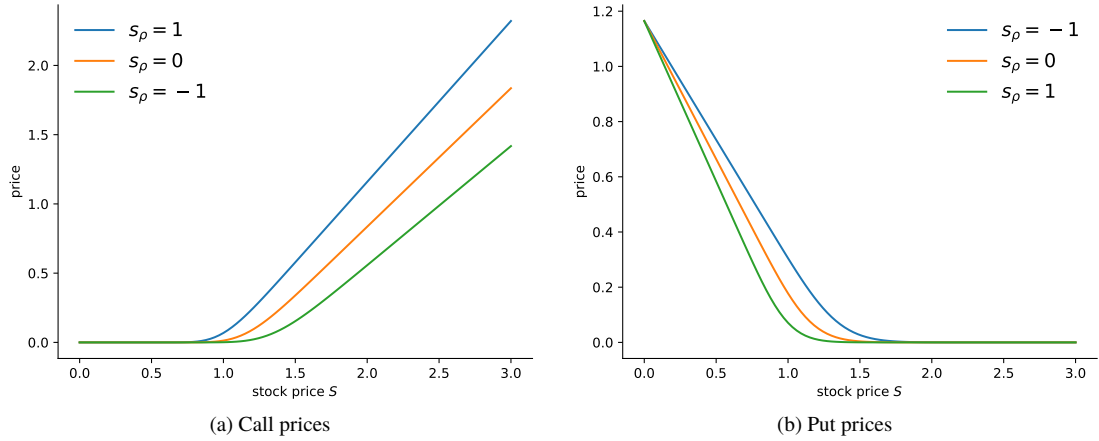


Figure 2: European option prices for different risk levels

Figure 3 exhibits the bid-ask spread, which is present in the risk-averse situation.

Discussion of the risk level s_ρ . The introduction outlines that s_ρ is related to the Sharpe ratio, a specific reward-to-variability ratio introduced by William F. Sharpe. The Sharpe ratio is

$$\frac{r - r_{\text{free}}}{\sigma},$$

where r is the mean return of an asset with volatility σ and r_{free} is the risk free interest rate. Comparing units in (22) we see that $s_\rho \sigma$ is an interest rate and hence s_ρ has unit

$$\frac{\text{interest}}{\text{volatility}},$$

the same unit as the Sharpe ratio. For the risk free return r of the market (see Equation (17)) and the risk averse interest r_{averse} the investor expects, we equate

$$s_\rho = \frac{r - r_{\text{averse}}}{\sigma}$$

with s_ρ as in (5) above. Notice that r_{averse} should not exceed r and may be negative so that s_ρ is always positive. It follows that the risk-aversion coefficient s_ρ has the structure of a Sharpe ratio. Furthermore, $s_\rho \sigma$ is the Z-spread for the risk-averse investor. Regarding the sign of $s_\rho \sigma$, notice that the bid price of the European call option is increasing in the interest rate and hence the risk neutral interest rate decreases to $r - s_\rho \sigma$. The bid price for the European put option is decreasing with respect to the interest rate and hence the interest rate increases to $r + s_\rho \sigma$. The sign changes again when considering the respective ask prices.

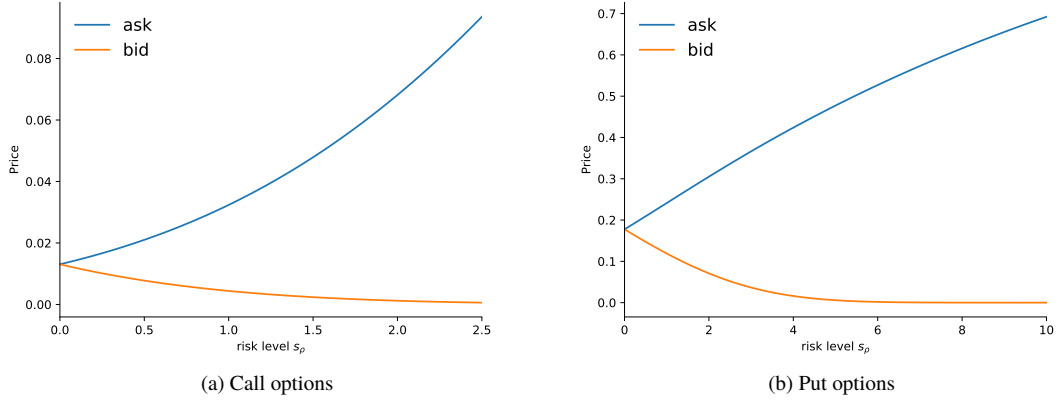


Figure 3: The bid-ask spread for varying risk level s_ρ

4.3 Consistency with the discrete model

We return to the binomial model with risk-averse probabilities. The preceding sections show that the risk level β for the mean semi-deviation risk measure needs to be proportional to

$$\sqrt{\Delta t}.$$

In this case we obtain the risk-averse probabilities

$$\tilde{p} = p(1 - \beta\sqrt{\Delta t}p) = \frac{1}{2} + \frac{2r - \beta\sigma - \sigma^2}{4\sigma} \sqrt{\Delta t} + \frac{\beta(-2r + \sigma^2)}{4\sigma} \Delta t + O(\Delta t^{\frac{3}{2}})$$

and following the standard arguments we obtain the distribution for the stock S_T in the limit as

$$S_T = S_0 \exp \left\{ T \left(r - \frac{\beta\sigma}{2} - \frac{\sigma^2}{2} \right) + \sigma W_T \right\}.$$

Recall from Lemma 6 that s_ρ , for the mean semi deviation, is $\frac{\beta}{\sqrt{2\pi}}$. However the binomial model converges to a process with dividends $\frac{\beta}{2}$. The discrepancy in the scaling factor is in line with the discontinuity of risk measures with respect to convergence in distribution, described in Bäuerle and Müller (2006, Theorem 4.1).

4.4 Pricing of American options under risk

In the risk-averse setting explicit formulae for European option prices in the Black–Scholes model are available. This is surprising given the initial nonlinear PDE formulation (18). Similarly we may reformulate the risk-averse American option pricing problem and in what follows we introduce the risk-averse optimal stopping problem for American put options and introduce the value functions.

Again we assume that the stock S follows the geometric Brownian motion (17). Here, the risk-averse bid price of an American option is given by $\sup_{\tau \in [0, T]} -\rho^{0:\tau} [-e^{-r\tau} \Psi(S_\tau)]$, where $\Psi(\cdot)$ denotes the payoff function and the supremum is among all stopping times with $\tau \in [0, T]$. The ask price is given by $\sup_{\tau \in [0, T]} \rho^{0:\tau} [e^{-r\tau} \Psi(S_\tau)]$. We can further define the value functions

$$V(t, x) := \sup_{\tau \in [t, T]} -\rho^{t:\tau} \left[-e^{-r(\tau-t)} \Psi(S_\tau) \mid S_t = x \right]$$

for the bid price and

$$\tilde{V}(t, x) := \sup_{\tau \in [t, T]} \rho^{t:\tau} \left[e^{-r(\tau-t)} \Psi(S_\tau) \mid S_t = x \right]$$

for the ask price. For ease of notation we only discuss the bid price for American put options, the arguments for the ask price are analogous. Analogously to the risk-neutral setting we obtain the free boundary problem for the optimal exercise boundary $t \mapsto L(t)$.

$$V_t(t, x) + rxV_x(t, x) + \frac{\sigma^2 x^2}{2} V_{xx}(t, x) - s_\rho \sigma x |V_x| = rV(t, x) \quad \text{for } x \geq L(t), \quad (25)$$

$$V(t, x) = (K - x)_+ \quad \text{for } 0 \leq x < L(t), \quad (26)$$

$$V_x(t, x) = -1 \quad \text{for } x = L(t), \quad (27)$$

$$V(T, x) = (K - x)_+$$

$$L(T) = K$$

$$\lim_{x \rightarrow \infty} V(t, x) = 0 \quad \text{for } 0 \leq t \leq T. \quad (28)$$

For an overview on American options and free boundary problems in general we refer to Peskir and Shiryaev (2006). The following result follows with standard arguments for American options.

Theorem 19. *The value function*

$$V(t, x) = \sup_{\tau \in [t, T]} -\rho^{t:\tau} \left[-e^{-r(\tau-t)} (K - S_\tau)_+ \mid S_t = x \right] \quad (29)$$

solves the free boundary problem (25)–(28).

Similarly to European options, risk-aversion reduces to a modification of the drift term and the standard American put option problem is recovered where the underlying stock pays dividends. First we notice that

$$-s_\rho \sigma x |V_x| \leq -s_\rho \sigma x y V_x, \quad y \in [-1, 1],$$

and hence for each $(t, x) \in C$

$$\begin{aligned} & V_t(t, x) + rxV_x(t, x) + \frac{\sigma^2 x^2}{2} V_{xx}(t, x) - s_\rho \sigma x |V_x| \\ &= \inf_{y \in [-1, 1]} \left\{ V_t(t, x) + (r - s_\rho \sigma y) x V_x(t, x) + \frac{\sigma^2 x^2}{2} V_{xx}(t, x) \right\}. \end{aligned}$$

For $x \geq L(t)$, the American option is not exercised and the same arguments as for the European options show that the infimum over all constraints is attained at $y \equiv -1$. The first line of the free boundary formulation (25) is thus equal to

$$V_t(t, x) + (r + s_\rho \sigma) x V_x(t, x) + \frac{\sigma^2 x^2}{2} V_{xx}(t, x) = rV(t, x) \quad \text{for } x \geq L(t).$$

Consequently, we deduce that the value function

$$V(t, x) := \sup_{\tau \in [t, T]} \mathbb{E} \left[e^{-r(\tau-t)} \Psi(S_\tau) \mid S_t = x \right]$$

solves the free boundary problem (25)–(28), where the state process is given by

$$\begin{aligned} dS_s &= (r + s_\rho \sigma) S_s ds + \sigma S_s dW_s, \\ S_t &= x. \end{aligned}$$

Numerical illustration

Consider the geometric Brownian motion

$$dS_t = 0.03S_t dt + 0.15S_t dW_t, \quad 0 < t \leq 1,$$

$$S_0 = 1.$$

The strike price in the next Figure 4 is $K = 1$. We consider the optimal stopping region for different risk levels s_ρ . A risk-averse option buyer (bid price) would generally exercise earlier, he accepts less profits due to his risk aversion. Compared with the risk neutral investor, the accumulating construction of nested risk measures ensures that the risk aware option buyer prefers exercising prematurely rather than delayed exercise.

The reverse is true for the option holder (ask price), where the investor waits longer.

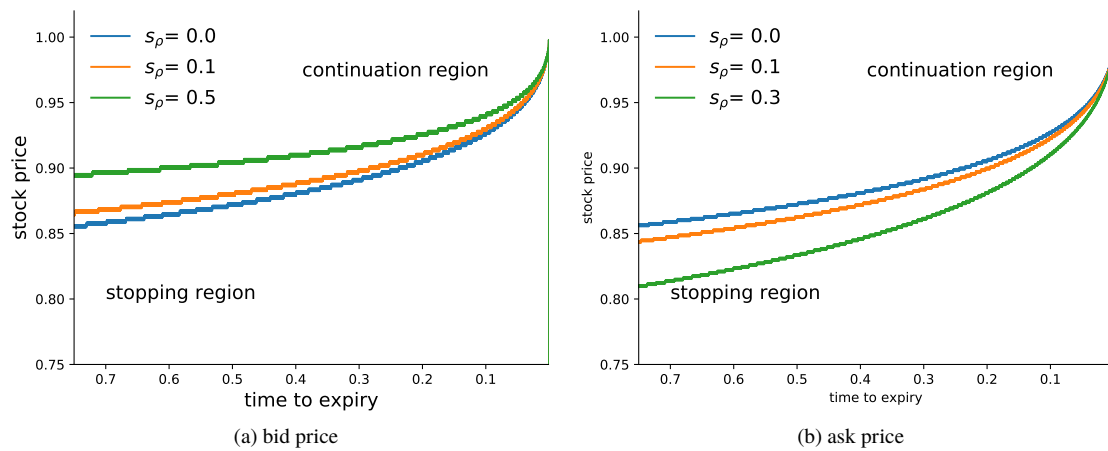


Figure 4: optimal stopping regions for put options

In the risk neutral case it is never optimal to exercise an American call option before expiry. However, this is only the case if the underlying asset does not pay dividends (see, for instance, Shreve (2010, Chapter 8.5) for details). As risk-aversion expressed with coherent risk measures can be represented by dividend paying stocks we conclude that it is generally optimal to exercise the call option early. Figure 5 shows the optimal exercise boundary for the risk-averse call option with strike $K = 1$ and initial value $S_0 = 1$.

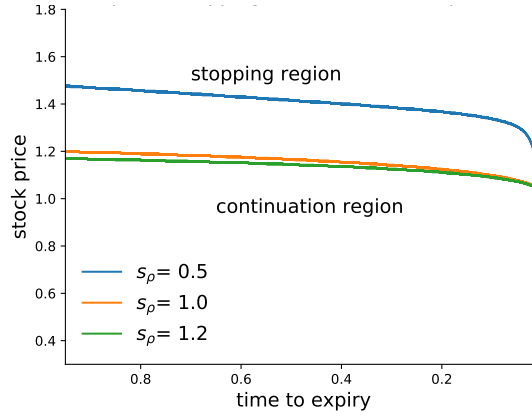


Figure 5: optimal stopping regions for different risk-levels (call option)

5 The Merton problem

The preceding sections demonstrate that classical option pricing models generalize naturally to a risk-averse setting by employing nested risk measures. In what follows we demonstrate that the classical Merton problem, which allows an explicit solution in specific situations, as well allows extending to the risk-averse situation.

Consider a risk-less bond B satisfying the ordinary differential equation $dB_t = r B_t dt$ and a risky asset S driven by the stochastic differential equation

$$dS_t = \mu S_t dt + \sigma S_t dW_t.$$

We are interested in the optimal fraction π_t of the wealth w_t one should invest in the risky asset. Consider the wealth process

$$dw_t = [(\pi_t \mu + (1 - \pi_t)r) w_t - c_t] dt + \pi_t \sigma w_t dW_t,$$

where c_t is the rate of consumption. Merton employs the power utility function $u(x) = \frac{x^{1-\gamma}}{1-\gamma}$. We consider the risk-averse objective function

$$R(t, x) := \sup_{\pi, c} -\rho^{t:T} \left(- \int_t^T e^{-\varrho(s-t)} u(c_s) ds - e^\gamma e^{-\varrho(T-t)} u(w_T) \mid w_t = x \right).$$

Surprisingly, R has a closed form solution and, moreover, the optimal portfolio allocation is

$$\pi^* = \max \left(\frac{\mu - r - s_\rho \sigma}{\sigma^2 \gamma}, 0 \right).$$

We observe again that risk aversion leads to a modified drift term $r + s_\rho \sigma$ in place of r . The optimal portfolio allocation π^* is a decreasing function of s_ρ . This is in line with the usual economic perception, as increasing risk-aversion corresponds to less investments into the risky asset. The optimal consumption is given by

$$c_t^*(x) = \frac{x \nu}{1 + (\nu \epsilon - 1) e^{-\nu(T-t)}},$$

where ν is a constant depending on the model parameters. Consumption generally increases with risk aversion as the value of immediate consumption offsets the present value of uncertain wealth in the future.

In what follows we derive the optimal value function R and verify the optimal portfolio allocation π^* and optimal consumption c^* given above.

The following result is a consequence of Proposition 11.

Proposition 20. *The optimal discounted value function R satisfies the following Hamilton–Jacobi–Bellman equation*

$$0 = \max_{\pi, c} \left[R_t + [(\pi_t \mu + (1 - \pi_t)r)x - c_t] R_x + \frac{\sigma^2 \pi_t^2 x^2}{2} R_{xx} + e^{-\rho t} u(c_t) - s_\rho |\sigma \pi_t x R_x| \right], \quad (30)$$

$$R(T, x) = \frac{\epsilon^\gamma e^{-\rho T}}{1 - \gamma} x^{1-\gamma}.$$

The Hamilton–Jacobi–Bellman equation allows for explicit optimal controls, the following proposition outlines them.

Proposition 21. *In the risk-averse setting, the optimal controls are given by*

$$\pi_t^*(x) = -\frac{(\mu - r)R_x}{\sigma^2 x R_{xx}} + \frac{s_\rho \sigma |R_x|}{\sigma^2 x R_{xx}}, \quad c_t^*(x) = (e^{\rho t} R_x)^{-\frac{1}{\gamma}}.$$

The Hamilton–Jacobi–Bellman equation (30) rewrites as

$$0 = R_t - \frac{\left((\mu - r)^2 + s_\rho^2 \sigma^2 \right) R_x^2}{2\sigma^2 R_{xx}} + \frac{s_\rho R_x |R_x|}{\sigma R_{xx}} + r x R_x + \frac{\gamma e^{-\frac{\rho t}{\gamma}}}{1 - \gamma} R_x^{\frac{\gamma-1}{\gamma}}, \quad (31)$$

$$R(T, x) = \frac{\epsilon^\gamma e^{-\rho T}}{1 - \gamma} x^{1-\gamma}.$$

The preceding proposition derives first order conditions for the fraction π_t^* and consumption rate c_t^* . Employing the Hamilton–Jacobi–Bellman equations we obtain nonlinear second order partial differential equations for the optimally controlled value function. Surprisingly, this nonlinear equation has an explicit solution too.

Theorem 22 (Solution of the risk-averse Merton problem). *The PDE (31) has the explicit solution*

$$R(t, x) = e^{-\rho t} \left(\frac{1 + (\nu \epsilon - 1)e^{-\nu(T-t)}}{\nu} \right)^\gamma \frac{x^{1-\gamma}}{1 - \gamma},$$

where $\nu := \frac{\rho}{\gamma} - r \frac{1-\gamma}{\gamma} - \frac{1-\gamma}{\gamma^2} \left(\frac{(\mu-r)^2 + s_\rho^2 \sigma^2}{2\sigma^2} - \frac{s_\rho}{\sigma} \right)$. Moreover, the optimal controls are

$$\pi^* = \frac{\mu - s_\rho \sigma - r}{\sigma^2 \gamma} \text{ and}$$

$$c_t^*(x) = \frac{x \nu}{1 + (\nu \epsilon - 1)e^{-\nu(T-t)}}.$$

Proof. We recall the PDE (31),

$$0 = R_t - \frac{\left((\mu - r)^2 + s_\rho^2 \sigma^2 \right) R_x^2}{2\sigma^2 R_{xx}} + \frac{s_\rho R_x |R_x|}{\sigma R_{xx}} + r x R_x + \frac{\gamma e^{-\frac{\rho t}{\gamma}}}{1 - \gamma} (R_x)^{\frac{\gamma-1}{\gamma}},$$

$$R(T, x) = e^{-\rho T} \frac{\epsilon^\gamma x^{1-\gamma}}{1 - \gamma},$$

and choose the ansatz $R(t, x) = e^{-\varrho t} f(t)^\gamma \frac{x^{1-\gamma}}{1-\gamma}$. In this case the partial derivatives are given by

$$\begin{aligned} R_t &= e^{-\varrho t} \left(-\varrho f(t)^\gamma + \gamma f(t)^{\gamma-1} f'(t) \right) \frac{x^{1-\gamma}}{1-\gamma}, \\ R_x &= e^{-\varrho t} f(t)^\gamma x^{-\gamma}, \\ R_{xx} &= -\gamma e^{-\varrho t} f(t)^\gamma x^{-\gamma-1}. \end{aligned}$$

The terminal condition for our Merton problem is $v(T, x) = \epsilon^\gamma e^{-\varrho T} \frac{x^{1-\gamma}}{1-\gamma}$ hence $f(T) = \epsilon > 0$. Setting $C_1 := -\frac{((\mu-r)^2 + s_\rho^2 \sigma^2)}{2\sigma^2}$ and $C_2 := \frac{s_\rho}{\sigma}$ for ease of notation we substitute the derivatives in the PDE (31) and obtain the following ordinary differential equation for f ;

$$f'(t) = f(t) \left(\frac{\varrho}{\gamma} - r \frac{1-\gamma}{\gamma} + \frac{1-\gamma}{\gamma^2} (C_1 + C_2 f^\gamma) \right) - 1. \quad (32)$$

For v as defined in Theorem 22, the general solution of the ordinary differential equation (32) is

$$f(t) = \frac{1 + (v\epsilon - 1)e^{-v(T-t)}}{v},$$

which is positive. The optimal value function thus is

$$R(t, x) = e^{-\varrho t} \left(\frac{1 + (v\epsilon - 1)e^{-v(T-t)}}{v} \right)^\gamma \frac{x^{1-\gamma}}{1-\gamma}.$$

We assumed that $\pi \geq 0$ and hence the optimal control is $\pi_t^* = \max \left(\frac{(\mu-r) - s_\rho \sigma}{\sigma^2 \gamma}, 0 \right)$. The optimal consumption process is $c_t^* = \frac{xv}{1 + (v\epsilon - 1)e^{-v(T-t)}}$, which concludes the proof. \square

The following Figure 6 illustrates the optimal consumption c^* as a function of the risk level s_ρ for $\varrho = 0.1$, $\gamma = 0.4$, $r = 0.01$, $\mu = 0.1$, $\sigma = 0.3$ and $\epsilon = 0.1$. The time horizon is $T = 4$ and we consider the wealth $w_0 = 1$. Note that s_ρ can take only values smaller than $\frac{\mu-r}{\sigma}$ as otherwise $\pi^* < 0$.

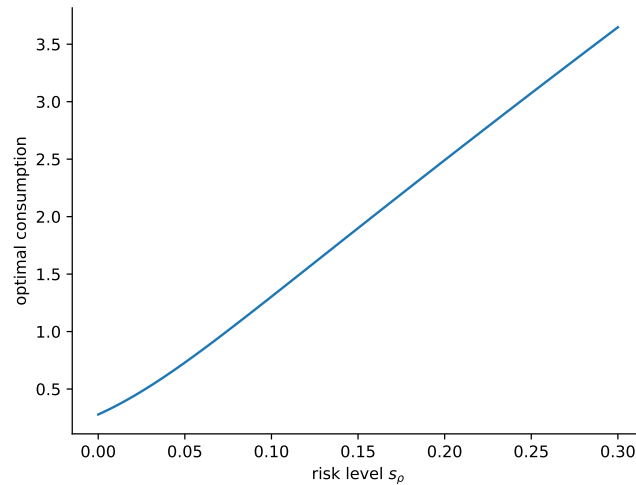


Figure 6: optimal consumption

6 Summary

This paper introduces risk awareness in classical financial models by introducing nested risk measures. We demonstrate that classical formulae, which are of outstanding importance in economics, are explicitly available in the risk-averse setting as well. This includes the binomial option pricing model, the Black–Scholes model as well as the Merton optimal consumption problem.

We also give an explicit Z-spread, which reflects risk awareness. The Z-spread involves the volatility of the risky asset and a constant s_ρ , which derives from nesting risk measures. The results thus provide an economic verification of the Z-spread by thorough risk management employing coherent risk measures.

To aid the discussion on risk-averse value functions we extend nested risk measures from a discrete time setting to continuous time. This allows us to derive a risk generator expressing the momentary dynamics of our model under risk aversion. We show that for every coherent risk measure the risk generator is of the same form, implying that in continuous time there is only one nested risk measure. Moreover, a constant s_ρ expresses risk aversion which we associate with the Sharpe ratio.

References

- P. Artzner, F. Delbaen, J.-M. Eber, and D. Heath. Coherent Measures of Risk. *Mathematical Finance*, 9: 203–228, 1999. doi:[10.1111/1467-9965.00068](https://doi.org/10.1111/1467-9965.00068). 2
- G. Barles and H. Soner. Option pricing with transaction costs and a nonlinear black-scholes equation. *Finance and Stochastics*, 2, 1998. doi:[10.1007/s007800050046](https://doi.org/10.1007/s007800050046). 2
- N. Bäuerle and A. Müller. Stochastic orders and risk measures: Consistency and bounds. *Insurance: Mathematics and Economics*, 38(1):132–148, 2006. doi:[10.1016/j.insmatheco.2005.08.003](https://doi.org/10.1016/j.insmatheco.2005.08.003). 14
- P. Cheridito, F. Delbaen, and M. Kupper. Coherent and convex monetary risk measures for bounded càdlàg processes. *Stochastic Processes and their Applications*, 112(1):1–22, jul 2004. doi:[10.1016/j.spa.2004.01.009](https://doi.org/10.1016/j.spa.2004.01.009). 1
- P. Cheridito, F. Delbaen, and M. Kupper. Dynamic monetary risk measures for bounded discrete-time processes. *Electronic Journal of Probability*, (3):57–106, 2006. ISSN 1083-6489. doi:[10.1214/EJP.v11-302](https://doi.org/10.1214/EJP.v11-302). 1
- M. De Lara and V. Leclère. Building up time-consistency for risk measures and dynamic optimization. *European Journal of Operational Research*, 249:177–187, 2016. doi:[10.1016/j.ejor.2015.03.046](https://doi.org/10.1016/j.ejor.2015.03.046). 1
- F. Delbaen. Coherent risk measures on general probability spaces. In *Essays in Honour of Dieter Sondermann*, pages 1–37. Springer-Verlag, Berlin, 2002. 3
- F. Delbaen and W. Schachermayer. *The Mathematics of Arbitrage*. Springer, 2006. 12
- W. H. Fleming and H. Soner. *Controlled Markov Processes and Viscosity Solutions*. 2006. ISBN 0-387-26045-5. 11
- M. B. Garman and S. W. Kohlhagen. Foreign currency option values. *Journal of International Money and Finance*, 2:231–237, 1983. doi:[10.1016/s0261-5606\(83\)80001-1](https://doi.org/10.1016/s0261-5606(83)80001-1). 2
- V. Guigues and W. Römisch. Sampling-based decomposition methods for multistage stochastic programs based on extended polyhedral risk measures. *SIAM Journal on Optimization*, 22(2):286–312, jan 2012. doi:[10.1137/100811696](https://doi.org/10.1137/100811696). 1

- I. Karatzas and S. E. Shreve. *Methods of Mathematical Finance*. Springer New York, 1998. doi:[10.1007/978-1-4939-6845-9](https://doi.org/10.1007/978-1-4939-6845-9). 3
- F. Maggioni, E. Allevi, and M. Bertocchi. *Measures of information in multi-stage stochastic programming (Bounds in Multistage Linear Stochastic Programming)*. Humboldt-Universität zu Berlin, Mathematisch-Naturwissenschaftliche Fakultät II, Institut für Mathematik, 2012. doi:[10.18452/8422](https://doi.org/10.18452/8422). 1
- R. C. Merton. Theory of rational option pricing. *The Bell Journal of Economics and Management Science*, 4(1):141–183, 1973. 2
- B. Øksendal. *Stochastic Differential Equations*. Springer Berlin Heidelberg, 2003. doi:[10.1007/978-3-642-14394-6](https://doi.org/10.1007/978-3-642-14394-6). 7
- G. Peskir and A. Shiryaev. *Optimal Stopping and Free-Boundary Problems*. Birkhäuser Basel, 2006. doi:[10.1007/978-3-7643-7390-0](https://doi.org/10.1007/978-3-7643-7390-0). 15
- G. Ch. Pflug and W. Römisch. *Modeling, Measuring and Managing Risk*. World Scientific, 2007. doi:[10.1142/9789812708724](https://doi.org/10.1142/9789812708724). 3
- A. Philpott, V. de Matos, and E. Finardi. On solving multistage stochastic programs with coherent risk measures. *Operations Research*, 61(4):957–970, aug 2013. doi:[10.1287/opre.2013.1175](https://doi.org/10.1287/opre.2013.1175). 1
- A. B. Philpott and V. L. de Matos. Dynamic sampling algorithms for multi-stage stochastic programs with risk aversion. *European Journal of Operational Research*, 218(2):470–483, 2012. doi:[10.1016/j.ejor.2011.10.056](https://doi.org/10.1016/j.ejor.2011.10.056). 1
- A. Pichler and R. Schlotter. Risk-averse optimal control, 2019. URL http://www.optimization-online.org/DB_HTML/2019/09/7382.html. 5
- F. Riedel. Dynamic coherent risk measures. *Stochastic Processes and their Applications*, 112(2):185–200, 2004. doi:[10.1016/j.spa.2004.03.004](https://doi.org/10.1016/j.spa.2004.03.004). 1
- A. Ruszczyński and A. Shapiro. Conditional risk mappings. *Mathematics of Operations Research*, 31(3):544–561, 2006. doi:[10.1287/moor.1060.0204](https://doi.org/10.1287/moor.1060.0204). 1, 3
- D. Ševčovič and M. Žitňanská. Analysis of the nonlinear option pricing model under variable transaction costs. *Asia-Pacific Financial Markets*, 23(2):153–174, mar 2016. doi:[10.1007/s10690-016-9213-y](https://doi.org/10.1007/s10690-016-9213-y). 2
- A. Shapiro, D. Dentcheva, and A. Ruszczyński. *Lectures on Stochastic Programming: Modeling and Theory*. 2nd edition, 2014. doi:[10.1137/1.9780898718751](https://doi.org/10.1137/1.9780898718751). 3
- S. E. Shreve. *Stochastic Calculus for Finance II*. Springer New York, 2010. ISBN 0387401016. URL https://www.ebook.de/de/product/2835534/steven_e_shreve_stochastic_calculus_for_finance_ii.html. 16