

Dynamical time-reversal and inversion symmetry breaking, dimensional crossover, and chiral anomaly in α -(BEDT-TTF) $_2$ I $_3$

Takao Morinari*

Graduate School of Human and Environmental Studies, Kyoto University, Kyoto 606-8501, Japan

(Dated: June 26, 2020)

In most Dirac semimetals, time-reversal and inversion symmetries are believed to play a crucial role in their stability. We demonstrate that these symmetries are broken in Dirac fermions in the organic conductor α -(BEDT-TTF) $_2$ I $_3$ due to the strong electronic correlation. The system is a three-dimensional type-II Dirac semimetal in the coherent inter-layer tunneling regime. A chiral anomaly is predicted to be observed in the magnetoresistance when the magnetic field is tuned to the inter-layer tunneling direction. Our result suggests that α -(BEDT-TTF) $_2$ I $_3$ is a useful platform to explore interplay between the chiral anomaly and the strong correlation and/or dimensionality.

Recently, the topological Dirac and Weyl semimetals have attracted intense theoretical and experimental interest because of their intriguing topological and electronic properties [1, 2]. In nodal semimetals, the conduction and valence bands touch only at certain points in the Brillouin zone (BZ), and the low-energy excitations are described by a relativistic Dirac or Weyl equation, where the velocity of light is replaced by the Fermi velocity [3]. Two-dimensional (2D) Dirac semimetals are realized in graphene [4], as is clearly demonstrated by the Dirac nature of the electronic transport and the surface state of the three-dimensional (3D) topological insulators [5, 6], where spin-orbit coupling plays a significant role. Based on theoretical and experimental efforts, 3D Dirac semimetals are now realized experimentally, for instance, in Na $_3$ Bi [7, 8] and Cd $_3$ As $_2$ [9, 10]. Remarkably, the topological semimetals have deep connections with particle physics because they provide solid state analogues of relativistic chiral fermions [2, 11] and lattice realizations [12] of the chiral anomaly of the quantum field theory [13, 14]. Experimental evidence has been accumulated about the existence of Fermi arc surface states [15–18] and the novel responses of the chiral anomaly to applied electronic and magnetic fields [19–23].

Now it is well accepted that symmetries and spin-orbit coupling are the keys to realizing 3D Dirac semimetals in general. Spin-orbit coupling can create a linear energy dispersion and a 3D Dirac semimetal appears when the symmetry conditions are met. Since the net Chern numbers at each contact point are zero, we need additional crystal symmetries [7, 9, 24–26]. In such 3D Dirac semimetal systems, Dirac points are on the symmetry lines in the BZ. Our current understanding of the condition of the Dirac semimetal is mostly based on symmetry consideration and spin-orbit coupling, though the latter is not necessary for some exceptional cases [27]. Another important feature of Dirac and Weyl semimetals is due to their lack of fundamental Lorentz symmetry. In general, the energy dispersion around the contact points is described by $\varepsilon_{\pm}(\mathbf{k}) = T(\mathbf{k}) \pm U(\mathbf{k})$, where $U(\mathbf{k})$ describes the anisotropic cone and the term $T(\mathbf{k})$, which is

a linear function of \mathbf{k} , describes the cone tilt. In the case of a type-II semimetal, the chiral anomaly only appears in the directions where $T(\mathbf{k}) > U(\mathbf{k})$ [28] in contrast to a type-I semimetal where $T(\mathbf{k}) < U(\mathbf{k})$ in all directions.

In this Letter, we demonstrate that the quasi-2D organic conductor, α -(BEDT-TTF) $_2$ I $_3$, is an unprecedented type of Dirac semimetal that does not fit into our current understanding of Dirac semimetal conditions. We show that contrary to other Dirac semimetals, both the time-reversal symmetry (TRS) and inversion symmetry are broken and spin-orbit coupling plays no role. In the symmetry broken state, the energies of the Dirac points are shifted asymmetrically from the Fermi energy and their positions are not symmetrically located with respect to the origin of the BZ. We also show that the system exhibits a dimensional crossover from a type-I 2D Dirac semimetal to a type-II 3D Dirac semimetal upon entering the coherent inter-layer tunneling regime.

The organic conductor α -(BEDT-TTF) $_2$ I $_3$ with the space group $P\bar{1}$ is a 2D Dirac semimetal with a layered structure comprising of Dirac fermion layers and insulating layers [29]. The Dirac points are at non-high-symmetry points in the BZ similar to certain inorganic materials with the $P\bar{1}$ space group [27, 30]. In α -(BEDT-TTF) $_2$ I $_3$, the unit cell is composed of four BEDT-TTF molecules, where BEDT-TTF is bis(ethylenedithio)tetrathiafulvalene, A, A', B, and C, in the conduction layer [31, 32], as shown in Fig. 1(a). The system is metallic above 135 K but undergoes a metal-insulator transition [33–35] at 135 K where a charge order stripe pattern forms as confirmed by ^{13}C -NMR (nuclear magnetic resonance) measurement [36]. Here, the short-range inter-site Coulomb repulsion plays a key role [37, 38]. The 2D Dirac semimetal appears when the charge order is suppressed under high-pressure as revealed by the tight-binding model calculation [39] and confirmed by the first-principle calculations [40, 41]. It should be stressed that the band filling is fixed to 3/4 [32] and the Fermi energy is exactly at the Dirac point within these calculations. The inter-layer magnetoresistance, which is negative and is inversely proportional

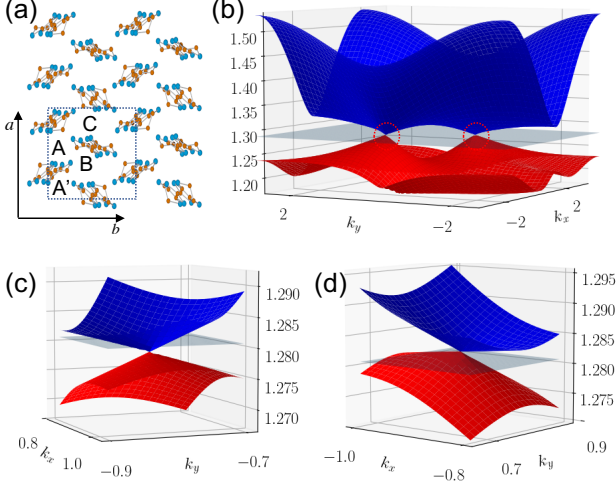


FIG. 1. (a) Configuration of BEDT-TTF molecules in a conducting plane of α -(BEDT-TTF) $_2$ I $_3$. The rectangle shows a unit cell that contains four molecules, A, A', B, and C. The molecules stacked in the a axis, which is taken as the y axis and the b axis is taken as the x axis. (b) Conduction and valence bands are plotted as functions of k_x and k_y , at $P = 0.8$. There are two Dirac points at different energies, which are encircled by dotted circles, and they are located at the generic wave vectors. The horizontal plane denotes the Fermi energy. Magnified views of the Dirac nodes at $\mathbf{k}_D^{(1)}$ and $\mathbf{k}_D^{(2)}$ are shown in (c) and (d), respectively. The Dirac point at $\mathbf{k}_D^{(1)}$ is below the Fermi energy, while the Dirac point at $\mathbf{k}_D^{(2)}$ is above the Fermi energy.

to the applied magnetic field, clearly demonstrates the presence of the zero-energy Landau level [42–45]. Furthermore, the phase of the Dirac fermions is confirmed by the Shubnikov-de Haas oscillation of the hole-doped sample, where the sample is placed on polyethylene naphthalate substrate [46].

Thus far, the presence of the massless Dirac fermion spectrum has been established in α -(BEDT-TTF) $_2$ I $_3$ but the role of the strong electronic correlation is unclear: The charge order stripe pattern at ambient pressure is replaced by charge disproportionation [47, 48], where $n_A = n_{A'}$ and $n_B \neq n_C$ with charge density at molecule α denoted by n_α . The on-site Coulomb repulsion plays a central role in the determination of the charge densities but the inter-site Coulomb interaction plays a minor role. The purpose of this study is to demonstrate that the inter-site Coulomb interaction plays a crucial role in stabilizing a non-trivial Dirac semimetal state.

The Hamiltonian of electrons within a conduction layer is given by $\mathcal{H} = \mathcal{H}_0 + \mathcal{H}_{\text{int}}$. The first term describes the hopping between the molecules and in the momentum

space,

$$\mathcal{H}_0 = \sum_{\mathbf{k}, \sigma=\uparrow, \downarrow} c_{\mathbf{k}\sigma}^\dagger \mathcal{H}_{\mathbf{k}}^0 c_{\mathbf{k}\sigma}, \quad (1)$$

where $c_{\mathbf{k}\sigma}^\dagger = (c_{\mathbf{k}1\sigma}^\dagger, c_{\mathbf{k}2\sigma}^\dagger, c_{\mathbf{k}3\sigma}^\dagger, c_{\mathbf{k}4\sigma}^\dagger)$ is the four-component creation operator for an electron with momentum \mathbf{k} and spin component σ . The indices 1, 2, 3, and 4 represent molecules A, A', B, and C, respectively. The matrix elements of $\mathcal{H}_{\mathbf{k}}^0$ are $(\mathcal{H}_{\mathbf{k}}^0)_{12} = t_{a3}e^{-i\mathbf{k}\cdot\mathbf{d}_1} + t_{a2}e^{i\mathbf{k}\cdot\mathbf{d}_1}$, $(\mathcal{H}_{\mathbf{k}}^0)_{13} = t_{b3}e^{-i\mathbf{k}\cdot\mathbf{d}_3} + t_{b2}e^{i\mathbf{k}\cdot\mathbf{d}_2}$, $(\mathcal{H}_{\mathbf{k}}^0)_{14} = t_{b4}e^{-i\mathbf{k}\cdot\mathbf{d}_2} + t_{b1}e^{i\mathbf{k}\cdot\mathbf{d}_3}$, $(\mathcal{H}_{\mathbf{k}}^0)_{23} = t_{b2}e^{-i\mathbf{k}\cdot\mathbf{d}_2} + t_{b3}e^{i\mathbf{k}\cdot\mathbf{d}_3}$, $(\mathcal{H}_{\mathbf{k}}^0)_{24} = t_{b1}e^{-i\mathbf{k}\cdot\mathbf{d}_3} + t_{b4}e^{i\mathbf{k}\cdot\mathbf{d}_2}$, and $(\mathcal{H}_{\mathbf{k}}^0)_{34} = t_{a1}e^{i\mathbf{k}\cdot\mathbf{d}_1} + t_{a1}e^{-i\mathbf{k}\cdot\mathbf{d}_1}$, where the displacement vectors, \mathbf{d}_1 , \mathbf{d}_2 , and \mathbf{d}_3 , respectively, are defined by $\mathbf{d}_1 = (0, a/2)$, $\mathbf{d}_2 = (b/2, -a/4)$, and $\mathbf{d}_3 = (b/2, a/4)$ [29]. Hereafter, we measure the energies in units of eV and we set $a = 1$ and $b = 1$ for the lattice constants. The transfer energies are pressure dependent and given by [48] $t_\alpha = C_\alpha(1 + b_\alpha P)$. Here, the pressure P is in units of GPa. The numerical coefficients C_α are $C_{a1} = -0.028$, $C_{a2} = 0.048$, and $C_{a3} = -0.020$ for the stacking direction and $C_{b1} = 0.123$, $C_{b2} = 0.140$, $C_{b3} = -0.062$, and $C_{b4} = -0.025$ for the other directions. The numerical constants b_α are $b_{a1} = 0.89$, $b_{a2} = 1.67$, $b_{a3} = -0.25$, $b_{b1} = 0$, $b_{b2} = 0.11$, $b_{b3} = 0.32$, and $b_{b4} = 0$.

The interaction term \mathcal{H}_{int} describes a strong electronic correlation that is given by

$$\mathcal{H}_{\text{int}} = U \sum_{j, \alpha} n_{j\alpha\uparrow} n_{j\alpha\downarrow} + \sum_{i, j, \alpha, \beta} V_{i\alpha, j\beta} n_{i\alpha} n_{j\beta}. \quad (2)$$

Here, the charge density of the electrons with spin σ at molecule α in site j is denoted by $n_{j\alpha\sigma}$, and we define $n_{j\alpha} = n_{j\alpha\uparrow} + n_{j\alpha\downarrow}$. The first term in the right-hand side describes the on-site Coulomb interaction while the second term describes the Coulomb interaction between nearest neighbor molecules. We set $V_{i1, j2} = V_{i3, j4} = V_c$ along the stacking direction of the BEDT-TTF molecules (the a -axis) and $V_{i\alpha, j\beta} = V_p$ otherwise. These interactions lead to an insulating state, which is a charge ordered state [37, 38], under ambient pressure and lead to dynamical TRS and inversion symmetry breaking in the Dirac semimetal phase as we illustrate below.

It has not yet been considered explicitly, except for in limited cases [49, 50], but the significant electronic correlation in the Dirac semimetal state, in the presence of the inter-molecule interaction $V_{\alpha\beta}$, is the bond correlation described by

$$\chi_{\alpha\sigma, \beta\sigma', \pm} = \frac{1}{N} \sum_{\mathbf{k}} e^{-i\mathbf{k}\cdot\mathbf{d}_{\alpha\beta}^{(\pm)}} \langle c_{\mathbf{k}\alpha\sigma}^\dagger c_{\mathbf{k}\beta\sigma'} \rangle, \quad (3)$$

where N is the number of BZ points and $\mathbf{d}_{13}^{(+)} = \mathbf{d}_2$, $\mathbf{d}_{13}^{(-)} = \mathbf{d}_3$, etc. Non-zero values of $\chi_{\alpha\sigma, \beta\sigma', \pm}$ can break

the TRS and inversion symmetry. We also include the site order defined as

$$n_{\alpha\sigma} = \frac{1}{N} \sum_{\mathbf{k}} \langle c_{\mathbf{k}\alpha\sigma}^\dagger c_{\mathbf{k}\alpha\sigma} \rangle, \quad (4)$$

which exhibits charge disproportionation in the Dirac semimetal [47, 48]. The resulting mean field Hamiltonian is denoted by

$$\mathcal{H}_{\text{mf}} = \sum_{\mathbf{k}, \sigma, \sigma'} c_{\mathbf{k}\sigma}^\dagger [\mathcal{H}(\mathbf{k})]_{\sigma\sigma'} c_{\mathbf{k}\sigma'}. \quad (5)$$

The matrix $\mathcal{H}(\mathbf{k})$ is 8×8 . We solve the self-consistent equations for $\chi_{\alpha\sigma, \beta\sigma', \pm}$ and $n_{\alpha\sigma}$.

Now we describe symmetries of the system. To describe the symmetry operations, we define

$$\mathcal{X}_{\mu\nu\lambda} = \sigma_\mu \otimes \sigma_\nu \otimes \sigma_\lambda, \quad (6)$$

where $\mu, \nu, \lambda = 0, 1, 2, 3$. Here, σ_1, σ_2 , and σ_3 denote the Pauli matrices and σ_0 is the 2×2 unit matrix. In the definition of $\mathcal{X}_{\mu\nu\lambda}$, the first two Pauli matrices act on the four molecule indices and the last Pauli matrix acts on the spin index. The TRS is

$$\mathcal{X}_{002} \mathcal{H}^*(-\mathbf{k}) \mathcal{X}_{002} = \mathcal{H}(\mathbf{k}). \quad (7)$$

The system has an inversion center [32, 51, 52] between A and A'. The symmetry operation associated with this inversion is

$$\mathcal{I} \mathcal{H}(-\mathbf{k}) \mathcal{I} = \mathcal{H}(\mathbf{k}), \quad (8)$$

where $\mathcal{I} = i(\mathcal{X}_{103} + \mathcal{X}_{133} + \mathcal{X}_{003} - \mathcal{X}_{033})/2$. In the absence of the interactions, we see that the system is invariant under these symmetry operations. The situation does not change if we include the on-site Coulomb repulsion. If we restrict the self-consistent calculation to the Hartree level, these symmetries are unbroken but the exchange correlation associated with the inter-site Coulomb repulsion leads to breaking of *both* symmetries.

We present the energy dispersion of the conduction and valence bands in Fig. 1(b), (c), and (d). The conduction and valence bands are both spin degenerate. Contrary to the naive expectation, there is *no mass gap* in the Dirac fermion spectrum. We find that the two Dirac points are at $\mathbf{k}_D^{(1)} = (0.9250, -0.7978)$ where energy $\varepsilon_D^{(1)} = 1.2788$ and at $\mathbf{k}_D^{(2)} = (-0.8988, 0.7631)$ where energy $\varepsilon_D^{(2)} = 1.2822$. Here, the Fermi energy is $\varepsilon_F = 1.2807$ and we note that $\mathbf{k}_D^{(1)} \neq -\mathbf{k}_D^{(2)}$ and $\varepsilon_D^{(1)} < \varepsilon_F < \varepsilon_D^{(2)}$. By changing the pressure, the Dirac points move in the BZ and the electronic correlation changes as well [53]. Hereafter, we take $U = 0.4$, $V_c = 0.17$, $V_p = 0.05$, and $P = 0.8$. This set of interaction parameters reproduces the experimentally observed stripe pattern in the insulating state [48].

Although the renormalized hopping parameters break the inversion symmetry, the charges do not. In fact, we find that $n_A = n_{A'} = 1.4554$ where $n_B = 1.2204$ and $n_C = 1.8696$. This symmetry is protected by the strong correlation associated with U , whereas V_c favors breaking this symmetry. The system undergoes a quantum phase transition as we increase the value of V_c , merging the two Dirac points [54].

Since α -(BEDT-TTF) $_2$ I $_3$ has a layered structure and high-mobility [29] $\sim 10^5 \text{cm}^2 \text{V}^{-1} \text{s}^{-1}$, the system undergoes a dimensional crossover from the 2D electronic state to the 3D electronic state. When the interlayer tunneling is incoherent, the electronic structure is 2D and when the interlayer tunneling becomes coherent [55], the electronic structure is 3D. Due to the high-mobility value of α -(BEDT-TTF) $_2$ I $_3$, the crossover temperature is in the order of the inter-layer tunneling amplitude. We describe the inter-layer tunneling between adjacent layers with the matrix $t_1 \mathcal{X}_{000} + t_2 \mathcal{X}_{010}$, where the first term is the tunneling between the same molecules. The second term is the tunneling between A and A' and between B and C, where these pairs of molecules are aligned in the stacking direction. We note that these terms do not break the TRS or inversion symmetry, \mathcal{I} . Therefore, the contact points are stable against them. Because of the mirror reflection about the a - b plane, two copies of each Dirac point appear at $k_z = \pm\pi/2$. Since interlayer hopping parameters t_1 and t_2 are much smaller than the intralayer parameters, we include their effects based on the 2D result. We observe that the Dirac cone is tilted along the k_z direction by t_1 as shown in Fig. 2. For $t_1/t_2 > \eta_1$ (Fig. 2(c) and (d)), both Dirac cones are type-II [28], which is to be applied to α -(BEDT-TTF) $_2$ I $_3$, while for $t_1/t_2 < \eta_2$ (Fig. 2(a) and (b)), both Dirac cones are type-I. Here, $\eta_1 = 0.6867$ and $\eta_2 = 0.6827$. Interestingly, for $\eta_2 < t_1/t_2 < \eta_1$, the Dirac cones at $\mathbf{k}_D^{(1)}$ with $k_z = \pm\pi/2$ are type-I and the Dirac cones at $\mathbf{k}_D^{(2)}$ with $k_z = \pm\pi/2$ are type-II, where we can expect the partial chiral anomaly effect to be associated with the type-I Dirac cones.

Now we consider the chiral anomaly in this system. When a magnetic field B_z is applied along the z -direction, the spectrum of the Landau levels is given by

$$\varepsilon_{n, k_z}^{\pm, \tau} = -2t_1 \cos k_z \pm \sqrt{\varepsilon_{n\tau}^2 + 4\eta_\tau^2 t_2^2 \cos^2 k_z}, \quad (9)$$

where $\varepsilon_{n\tau}$ is the 2D Landau level at the Dirac point $\mathbf{k}_D^{(\tau)}$ ($\tau = 1, 2$) given by [44, 45]

$$\varepsilon_{n\tau} = (1 - \lambda_\tau^2)^{3/4} \frac{\hbar v_\tau^{2\text{D}}}{\ell_z} \sqrt{2|n|}. \quad (10)$$

Here, n is an integer, λ_τ is the tilt parameter of the Dirac cone, $v_\tau^{2\text{D}}$ is the averaged Fermi velocity, and $\ell_z = \sqrt{\hbar/|eB_z|}$ is the magnetic length, where \hbar is the reduced Planck constant and e is the electron charge. In α -(BEDT-TTF) $_2$ I $_3$, λ_τ and $v_\tau^{2\text{D}}$ can be estimated exper-

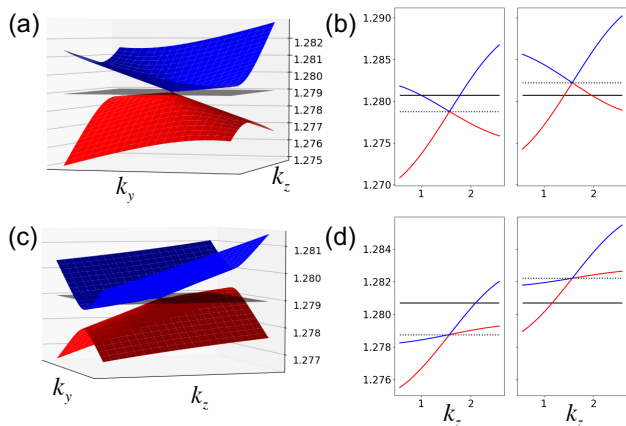


FIG. 2. Type-I Dirac node for $t_2/t_1 = 4$ (a) and its energy dispersion along the k_z axis (b). Type-II Dirac node for $t_2/t_1 = 1$ (c) and its energy dispersion along the k_z axis (d). In both cases, we set $t_1 = 0.001$. The horizontal planes in (a) and (c) denote the energies of the Dirac points. In (b) and (d), the Fermi energy is denoted by the solid lines and the Dirac point energies are denoted by the dotted lines.

imentally from the analysis of the interlayer magnetoresistance. It is found that $(1 - \lambda_\tau^2)^{3/4} v_\tau^{2D} \simeq 5 \times 10^{-4}$ m/s [56], where $\sqrt{1 - \lambda_\tau^2} \simeq 0.05$ [57].

Since the system is a 3D Dirac semimetal, the $n = 0$ Landau level has a chiral mode, $\varepsilon_{0,\pm\pi/2+\delta k_z}^{\pm,\tau} = \pm \hbar v_z^\tau \delta k_z$, such that

$$v_z^\tau = \frac{2a_z}{\hbar} (t_1 - \eta_\tau t_2), \quad (11)$$

where the lattice constant a_z is explicitly shown. The plus (minus) sign is for the Dirac cone at $k_z = \pi/2(-\pi/2)$. Because of the current flow between the two Dirac nodes, the negative magnetoresistance is observed when the magnetic field is tuned, within the angle $\delta\theta$, to the direction of the inter-layer hopping, which is taken as the z -axis here for simplicity. We emphasize that the effect is limited to the magnetic field directions close to the inter-layer tunneling direction because of the type-II nature of the chiral anomaly [28]. We note that $\delta\theta$ is approximately proportional to $1/t_1$, and we find $\delta\theta \simeq 0.36^\circ$ when $t_1 = 0.001$.

The calculation above can be extended to include the effect of spin-orbit coupling [58, 59]. Due to the configuration of the molecules in the unit cell, there is no spin-orbit coupling along the molecule stacking direction. Although there is some ambiguity in the choice of the spin-orbit coupling parameters, a clear conclusion can be reached that the spin-orbit coupling does not create any mass gap at the Dirac points. Here, the exchange correlation effect also plays a crucial role [60].

In conclusion, we have demonstrated that α -(BEDT-TTF) $_2$ I $_3$ is a new type of Dirac semimetal with remark-

able features. Contrary to other Dirac semimetals, both the TRS and inversion are broken in a non-trivial way. This result clearly extends our current understanding of the symmetry condition for Dirac semimetals. In particular, our new Dirac semimetal can be used to deepen our understanding of chiral anomaly; we expect chiral anomaly to exist in 3D but not in 2D and the transition between them can be investigated in α -(BEDT-TTF) $_2$ I $_3$ through the negative magnetoresistance in the direction of the inter-layer tunneling. One limitation is that the sample must be in a pressure cell, though the pressure is useful to control the electronic correlation of the system and investigate the interplay between chiral anomaly and other electronic states.

Acknowledgments. The author thanks N. Tajima for participating in helpful discussions and sharing experimental data. This work was supported by JSPS KAKENHI Grant Number JP18K18739.

* morinari.takao.5s@kyoto-u.ac.jp

- [1] A. Bansil, Hsin Lin, and Tanmoy Das, ‘‘Colloquium: Topological band theory,’’ *Rev. Mod. Phys.* **88**, 021004 (2016).
- [2] N. P. Armitage, E. J. Mele, and Ashvin Vishwanath, ‘‘Weyl and Dirac semimetals in three-dimensional solids,’’ *Rev. Mod. Phys.* **90**, 015001 (2018).
- [3] A. H. Castro Neto, F. Guinea, N. M. R. Peres, K. S. Novoselov, and A. K. Geim, ‘‘The electronic properties of graphene,’’ *Rev. Mod. Phys.* **81**, 109–162 (2009).
- [4] K. S. Novoselov, A. K. Geim, S. V. Morozov, D. Jiang, M. I. Katsnelson, I. V. Grigorieva, S. V. Dubonos, and A. A. Firsov, ‘‘Two-dimensional gas of massless Dirac fermions in graphene,’’ *Nature* **438**, 197 (2005).
- [5] M. Z. Hasan and C. L. Kane, ‘‘Colloquium: Topological insulators,’’ *Rev. Mod. Phys.* **82**, 3045–3067 (2010).
- [6] Xiao-Liang Qi and Shou-Cheng Zhang, ‘‘Topological insulators and superconductors,’’ *Rev. Mod. Phys.* **83**, 1057–1110 (2011).
- [7] Zhijun Wang, Yan Sun, Xing-Qiu Chen, Cesare Franchini, Gang Xu, Hongming Weng, Xi Dai, and Zhong Fang, ‘‘Dirac semimetal and topological phase transitions in $A_3\text{Bi}$ ($A = \text{Na}, \text{K}, \text{Rb}$),’’ *Phys. Rev. B* **85**, 195320 (2012).
- [8] Z. K. Liu, B. Zhou, Y. Zhang, Z. J. Wang, H. M. Weng, D. Prabhakaran, S.-K. Mo, Z. X. Shen, Z. Fang, X. Dai, Z. Hussain, and Y. L. Chen, ‘‘Discovery of a three-dimensional topological dirac semimetal, Na_3Bi ,’’ *Science* **343**, 864–867 (2014).
- [9] Zhijun Wang, Hongming Weng, Quansheng Wu, Xi Dai, and Zhong Fang, ‘‘Three-dimensional dirac semimetal and quantum transport in Cd_3As_2 ,’’ *Phys. Rev. B* **88**, 125427 (2013).
- [10] Z. K. Liu, J. Jiang, B. Zhou, Z. J. Wang, Y. Zhang, H. M. Weng, D. Prabhakaran, S.-K. Mo, H. Peng, P. Dudin, T. Kim, M. Hoesch, Z. Fang, X. Dai, Z. X. Shen, D. L. Feng, Z. Hussain, and Y. L. Chen, ‘‘A stable three-dimensional topological dirac semimetal Cd_3As_2 ,’’ *Nat. Mater.* **13**, 677–681 (2014).

- [11] A. A. Burkov, “Chiral anomaly and transport in Weyl metals,” *J. Phys.: Condens. Matter* **27**, 113201 (2015).
- [12] H. B. Nielsen and Masao Ninomiya, “The Adler-Bell-Jackiw anomaly and Weyl fermions in a crystal,” *Phys. Lett. B* **130**, 389–396 (1983).
- [13] Stephen L. Adler, “Axial-Vector Vertex in Spinor Electrodynamics,” *Phys. Rev.* **177**, 2426–2438 (1969).
- [14] J. S. Bell and R. Jackiw, “A PCAC puzzle: $\pi^0 \rightarrow \gamma\gamma$ in the σ -model,” *Il Nuovo Cimento A* **60**, 47–61 (1969).
- [15] B. Q. Lv, H. M. Weng, B. B. Fu, X. P. Wang, H. Miao, J. Ma, P. Richard, X. C. Huang, L. X. Zhao, G. F. Chen, Z. Fang, X. Dai, T. Qian, and H. Ding, “Experimental Discovery of Weyl Semimetal TaAs,” *Phys. Rev. X* **5**, 031013 (2015).
- [16] Shin-Ming Huang, Su-Yang Xu, Ilya Belopolski, Chi-Cheng Lee, Guoqing Chang, BaoKai Wang, Nasser Alidoust, Guang Bian, Madhab Neupane, Chenglong Zhang, Shuang Jia, Arun Bansil, Hsin Lin, and M. Zahid Hasan, “A Weyl Fermion semimetal with surface Fermi arcs in the transition metal monpnictide TaAs class,” *Nat. Commun.* **6**, 7373 (2015).
- [17] Ke Deng, Guoliang Wan, Peng Deng, Kenan Zhang, Shijie Ding, Eryin Wang, Mingzhe Yan, Huaqing Huang, Hongyun Zhang, Zhilin Xu, Jonathan Denlinger, Alexei Fedorov, Haitao Yang, Wenhui Duan, Hong Yao, Yang Wu, Shoushan Fan, Haijun Zhang, Xi Chen, and Shuyun Zhou, “Experimental observation of topological Fermi arcs in type-II Weyl semimetal MoTe_2 ,” *Nat. Phys.* **12**, 1105–1110 (2016).
- [18] N. Xu, H. M. Weng, B. Q. Lv, C. E. Matt, J. Park, F. Bisti, V. N. Strocov, D. Gawryluk, E. Pomjakushina, K. Conder, N. C. Plumb, M. Radovic, G. Autès, O. V. Yazyev, Z. Fang, X. Dai, T. Qian, J. Mesot, H. Ding, and M. Shi, “Observation of Weyl nodes and Fermi arcs in tantalum phosphide,” *Nat. Commun.* **7**, 11006 (2016).
- [19] Xiaochun Huang, Lingxiao Zhao, Yujia Long, Peipei Wang, Dong Chen, Zhanhai Yang, Hui Liang, Mianqi Xue, Hongming Weng, Zhong Fang, Xi Dai, and Genfu Chen, “Observation of the Chiral-Anomaly-Induced Negative Magnetoresistance in 3D Weyl Semimetal TaAs,” *Phys. Rev. X* **5**, 031023 (2015).
- [20] J. Xiong, S. K. Kushwaha, T. Liang, J. W. Krizan, M. Hirschberger, W. Wang, R. J. Cava, and N. P. Ong, “Evidence for the chiral anomaly in the Dirac semimetal Na_3Bi ,” *Science* **350**, 413–416 (2015).
- [21] Cai-Zhen Li, Li-Xian Wang, Haiwen Liu, Jian Wang, Zhi-Min Liao, and Da-Peng Yu, “Giant negative magnetoresistance induced by the chiral anomaly in individual Cd_3As_2 nanowires,” *Nat. Commun.* **6**, 10137 (2015).
- [22] Cheng-Long Zhang, Su-Yang Xu, Ilya Belopolski, Zhujun Yuan, Ziquan Lin, Bingbing Tong, Guang Bian, Nasser Alidoust, Chi-Cheng Lee, Shin-Ming Huang, Tay-Rong Chang, Guoqing Chang, Chuang-Han Hsu, Horng-Tay Jeng, Madhab Neupane, Daniel S. Sanchez, Hao Zheng, Junfeng Wang, Hsin Lin, Chi Zhang, Hai-Zhou Lu, Shun-Qing Shen, Titus Neupert, M. Zahid Hasan, and Shuang Jia, “Signatures of the Adler-Bell-Jackiw chiral anomaly in a Weyl fermion semimetal,” *Nat. Commun.* **7**, 10735 (2016).
- [23] Max Hirschberger, Satya Kushwaha, Zhijun Wang, Quinn Gibson, Sihang Liang, Carina A. Belvin, B. A. Bernevig, R. J. Cava, and N. P. Ong, “The chiral anomaly and thermopower of Weyl fermions in the half-Heusler GdPtBi ,” *Nat. Mater.* **15**, 1161 (2016).
- [24] S. M. Young, S. Zaheer, J. C. Y. Teo, C. L. Kane, E. J. Mele, and A. M. Rappe, “Dirac Semimetal in Three Dimensions,” *Phys. Rev. Lett.* **108**, 140405 (2012).
- [25] J. L. Mañes, “Existence of bulk chiral fermions and crystal symmetry,” *Phys. Rev. B* **85**, 155118 (2012).
- [26] Bohm-Jung Yang and Naoto Nagaosa, “Classification of stable three-dimensional Dirac semimetals with nontrivial topology,” *Nat. Commun.* **5**, 4898 (2014).
- [27] Zhida Song, Tiantian Zhang, and Chen Fang, “Diagnosis for Nonmagnetic Topological Semimetals in the Absence of Spin-Orbital Coupling,” *Phys. Rev. X* **8**, 031069 (2018).
- [28] Alexey A. Soluyanov, Dominik Gresch, Zhijun Wang, QuanSheng Wu, Matthias Troyer, Xi Dai, and B. Andrei Bernevig, “Type-II Weyl semimetals,” *Nature* **527**, 495–498 (2015).
- [29] Koji Kajita, Yutaka Nishio, Naoya Tajima, Yoshikazu Suzumura, and Akito Kobayashi, “Molecular Dirac Fermion Systems — Theoretical and Experimental Approaches —,” *J. Phys. Soc. Jpn.* **83**, 072002 (2014).
- [30] Tiantian Zhang, Yi Jiang, Zhida Song, He Huang, Yuqing He, Zhong Fang, Hongming Weng, and Chen Fang, “Catalogue of topological electronic materials,” *Nature* **566**, 475–479 (2019).
- [31] K. Bender, I. Hennig, D. Schweitzer, K. Dietz, H. Endres, and H. J. Keller, “Synthesis, Structure and Physical Properties of a Two-Dimensional Organic Metal, Di[bis(ethylenedithio)tetraathiofulvalene] triiodide, $(\text{BEDT-TTF})_2^+ \text{I}_3^-$,” *Mol. Cryst. Liq. Cryst.* **108**, 359 (1984).
- [32] T. Mori, A. Kobayashi, Y. Sasaki, H. Kobayashi, G. Saito, and H. Inokuchi, “Band structures of two types of $(\text{BEDT-TTF})_2\text{I}_3$,” *Chem. Lett.* **13**, 957–960 (1984).
- [33] M. V. Kartsovnik, P. A. Kononovich, V. N. Laukin, A. G. Khomenko, and I. F. Schegolev, “Investigation of the T - P phase diagram for α - $(\text{BEDT-TTF})_2\text{I}_3$,” *Sov. Phys. JETP* **61**, 866 (1985).
- [34] Helmut Schwenk, Frieder Gross, Claus-Peter Heidmann, Klaus Andres, Dieter Schweitzer, and Heimo Keller, “ α - And β - $(\text{BEDT-TTF})_2\text{I}_3$ – Two Modifications With Contrasting Groundstate Properties: Insulator and Volume Superconductor,” *Mol. Cryst. Liq. Cryst.* **119**, 329 (1985).
- [35] Koji Kajita, Tukasa Ojio, Hideharu Fujii, Yutaka Nishio, Hayao Kobayashi, Akiko Kobayashi, and Reizo Kato, “Magnetotransport Phenomena of α -Type $(\text{BEDT-TTF})_2\text{I}_3$ under High Pressures,” *J. Phys. Soc. Jpn.* **61**, 23–26 (1992).
- [36] Toshihiro Takahashi, “NMR studies of charge ordering in organic conductors,” *Synth. Met.* **133-134**, 261–264 (2003).
- [37] H. Seo, “Charge Ordering in Organic ET Compounds,” *J. Phys. Soc. Jpn.* **69**, 805 (2000).
- [38] Hiori Kino and Hidetoshi Fukuyama, “Phase Diagram of Two-Dimensional Organic Conductors: $(\text{BEDT-TTF})_2\text{X}$,” *J. Phys. Soc. Jpn.* **65**, 2158–2169 (1996).
- [39] S. Katayama, A. Kobayashi, and Y. Suzumura, “Pressure-Induced Zero-Gap Semiconducting State in Organic Conductor α - $(\text{BEDT-TTF})_2\text{I}_3$ Salt,” *J. Phys. Soc. Jpn.* **75**, 054705 (2006).
- [40] Shoji Ishibashi, Tomoyuki Tamura, Masanori Kohyama, and Kiyoyuki Terakura, “*Ab Initio* Electronic-Structure Calculations for α - $(\text{BEDT-TTF})_2\text{I}_3$,” *J. Phys. Soc. Jpn.* **75**, 015005 (2006).

- [41] Hiori Kino and Tsuyoshi Miyazaki, “First-Principles Study of Electronic Structure in α -(BEDT-TTF) $_2$ I $_3$ at Ambient Pressure and with Uniaxial Strain,” *J. Phys. Soc. Jpn.* **75**, 034704 (2006).
- [42] T. Osada, “Negative Interlayer Magnetoresistance and Zero-Mode Landau Level in Multilayer Dirac Electron Systems,” *J. Phys. Soc. Jpn.* **77**, 084711 (2008).
- [43] N. Tajima, S. Sugawara, R. Kato, Y. Nishio, and K. Kajita, “Effects of Zero-Mode Landau Level on Inter-Layer Magnetoresistance in Multilayer Massless Dirac Fermions System,” *Phys. Rev. Lett.* **102**, 176403 (2009).
- [44] Takao Morinari, Takahiro Himura, and Takami Tohyama, “Possible Verification of Tilted Anisotropic Dirac Cone in α -(BEDT-TTF) $_2$ I $_3$ Using Interlayer Magnetoresistance,” *J. Phys. Soc. Jpn.* **78**, 023704 (2009).
- [45] M. O. Goerbig, J.-N. Fuchs, G. Montambaux, and F. Piéchon, “Tilted anisotropic Dirac cones in quinoid-type graphene and α -(BEDT-TTF) $_2$ I $_3$,” *Phys. Rev. B* **78**, 045415 (2008).
- [46] Naoya Tajima, Takahiro Yamauchi, Tatsuya Yamaguchi, Masayuki Suda, Yoshitaka Kawasaki, Hiroshi M. Yamamoto, Reizo Kato, Yutaka Nishio, and Koji Kajita, “Quantum Hall effect in multilayered massless Dirac fermion systems with tilted cones,” *Phys. Rev. B* **88**, 075315 (2013).
- [47] S. Moroto, K.-I. Hiraki, Y. Takano, Y. Kubo, T. Takahashi, H. M. Yamamoto, and T. Nakamura, “Charge disproportionation in the metallic state of α -(BEDT-TTF) $_2$ I $_3$,” *J. Phys. IV France* **114**, 339–340 (2004).
- [48] A. Kobayashi, S. Katayama, Y. Suzumura, and H. Fukuyama, “Massless Fermions in Organic Conductor,” *J. Phys. Soc. Jpn.* **76**, 034711 (2007).
- [49] Kazuko Sasaki and Takao Morinari, “Dirac Fermion State with Real Space π -Flux on Anisotropic Square Lattice and Triangular Lattice,” *J. Phys. Soc. Jpn.* **83**, 034712 (2014).
- [50] Takao Morinari and Yoshikazu Suzumura, “On the Possible Zero-Gap State in Organic Conductor α -(BEDT-TSF) $_2$ I $_3$ under Pressure,” *J. Phys. Soc. Jpn.* **83**, 094701 (2014).
- [51] Kenichi Asano and Chisa Hotta, “Designing Dirac points in two-dimensional lattices,” *Phys. Rev. B* **83**, 245125 (2011).
- [52] Frédéric Piéchon and Yoshikazu Suzumura, “Dirac Electron in Organic Conductor α -(BEDT-TTF) $_2$ I $_3$ with Inversion Symmetry,” *J. Phys. Soc. Jpn.* **82**, 033703 (2013).
- [53] See Supplemental Material for details about the move of the Dirac points in the BZ and the change of the electronic correlation.
- [54] See Supplemental Material for details about symmetry breaking.
- [55] Ross H. McKenzie and Perez Moses, “Incoherent Inter-layer Transport and Angular-Dependent Magnetoresistance Oscillations in Layered Metals,” *Phys. Rev. Lett.* **81**, 4492–4495 (1998).
- [56] Shigeharu Sugawara, Masafumi Tamura, Naoya Tajima, Reizo Kato, Mitsuyuki Sato, Yutaka Nishio, and Koji Kajita, “Temperature Dependence of Inter-Layer Longitudinal Magnetoresistance in α -(BEDT-TTF) $_2$ I $_3$: Positive versus Negative Contributions in a Tilted Dirac Cone System,” *J. Phys. Soc. Jpn.* **79**, 113704 (2010).
- [57] Naoya Tajima and Takao Morinari, “Tilted Dirac Cone Effect on Interlayer Magnetoresistance in α -(BEDT-TTF) $_2$ I $_3$,” *J. Phys. Soc. Jpn.* **87**, 045002 (2018).
- [58] Stephen M. Winter, Kira Riedl, and Roser Valentí, “Importance of spin-orbit coupling in layered organic salts,” *Phys. Rev. B* **95**, 060404 (2017).
- [59] Toshihito Osada, “Topological Insulator State due to Finite Spin-Orbit Interaction in an Organic Dirac Fermion System,” *J. Phys. Soc. Jpn.* **87**, 075002 (2018).
- [60] See Supplemental Material for details about the effect of spin-orbit coupling.

Supplementary Material

EXPLICIT FORM OF THE MEAN FIELD HAMILTONIAN

The mean field Hamiltonian (Eq. (5) in the main text) is written as

$$\begin{aligned}\mathcal{H}_{\text{mf}} &= \sum_{\mathbf{k}, \sigma, \sigma'} c_{\mathbf{k}\sigma}^\dagger [\mathcal{H}(\mathbf{k})]_{\sigma\sigma'} c_{\mathbf{k}\sigma'} \\ &= \sum_{\mathbf{k}, \alpha, \beta, \sigma, \sigma'} c_{\mathbf{k}\alpha\sigma}^\dagger [\mathcal{H}(\mathbf{k})]_{\alpha\sigma, \beta\sigma'} c_{\mathbf{k}\beta\sigma'}\end{aligned}\quad (\text{S1})$$

The matrix elements are given by

$$\begin{aligned}[\mathcal{H}(\mathbf{k})]_{\alpha\sigma, \beta\sigma'} &= \left[H_{\mathbf{k}}^{(+)} \right]_{\alpha\sigma, \beta\sigma'} e^{i\mathbf{k} \cdot \mathbf{d}_{\alpha\beta}^{(+)}} \\ &\quad + \left[H_{\mathbf{k}}^{(-)} \right]_{\alpha\sigma, \beta\sigma'} e^{-i\mathbf{k} \cdot \mathbf{d}_{\alpha\beta}^{(-)}} \\ &\quad + H_{\mathbf{k}\alpha\sigma}^{(c)} \delta_{\alpha\beta} \delta_{\sigma\sigma'}\end{aligned}, \quad (\text{S2})$$

where

$$\left[H_{\mathbf{k}}^{(\pm)} \right]_{\alpha\sigma, \beta\sigma'} = t_{\alpha\beta}^{(\pm)} - V_{\alpha\beta} \chi_{\alpha\sigma, \beta\sigma', \pm}^* \quad (\text{S3})$$

with $t_{13}^{(+)} = t_{b3}$, $t_{13}^{(-)} = t_{b2}$, etc. The on-site term is given by

$$H_{\mathbf{k}\alpha\sigma}^{(c)} = 2 \sum_{\gamma} V_{\alpha\gamma} n_{\gamma} + U \langle n_{\alpha\bar{\sigma}} \rangle, \quad (\text{S4})$$

where $\bar{\sigma}$ is flipped to σ .

In our self-consistent calculation, we diagonalize this mean field Hamiltonian at each momentum. We take 200×200 for the number of the BZ points. $\chi_{\alpha\sigma, \beta\sigma', \pm}$ and $n_{\alpha\sigma}$ values are computed by calculating the expectation values, $\langle c_{\mathbf{k}\alpha\sigma}^\dagger c_{\mathbf{k}\beta\sigma'} \rangle$.

SYMMETRIES OF THE HAMILTONIAN AT THE DIRAC POINTS

As discussed in the main text, the exchange correlation breaks both the TRS and the inversion symmetry. However, some components of the Hamiltonians at the Dirac points retain the inversion symmetry. To clarify this point, we represent the Hamiltonian at each Dirac point in terms of $\mathcal{X}_{\mu\nu\lambda}$, where the coefficients are as shown in Table S1. In case of $U = 0.4$ and $V_c = V_p = 0$, the Dirac points are located at $\mathbf{k} = \mathbf{k}_D, -\mathbf{k}_D$ and both the TRS and the inversion symmetry are unbroken. Under these symmetries, the Hamiltonian, in general, has the form

$$\mathcal{H}(\mathbf{k}) = \begin{pmatrix} a & x - iy & p & q \\ x + iy & a & p^* & q^* \\ p^* & p & -a + b & c \\ q^* & q & c & -a - b \end{pmatrix}, \quad (\text{S5})$$

where a, b, c, x , and y are real functions of \mathbf{k} and p and q are complex functions of \mathbf{k} . The terms $y, \text{Im } p$, and $\text{Im } q$ are odd, while the others are even. Based on this form, we see that some of the coefficients are the same, such as \mathcal{X}_{020} and \mathcal{X}_{320} , and some of the coefficients have opposite signs, such as \mathcal{X}_{200} and \mathcal{X}_{210} .

When $U = 0.4$, $V_c = 0.17$, and $V_p = 0.05$, both the TRS and the inversion symmetry are broken but the symmetries in the coefficients are preserved. The symmetries are broken by the functions multiplied to $\mathcal{X}_{\mu\nu 0}$ that are neither even nor odd with respect to \mathbf{k} . Despite the presence of such symmetry breaking factors, part of the inversion symmetry is still preserved. In fact, we find

$$\text{tr} \left[\mathcal{X}_{030} \mathcal{H}(\mathbf{k}_D^{(1,2)}) \right] = -\text{tr} \left[\mathcal{X}_{330} \mathcal{H}(\mathbf{k}_D^{(1,2)}) \right]. \quad (\text{S6})$$

This is indispensable because $\mathcal{X}_{030} - \mathcal{X}_{330}$ and \mathcal{X}_{300} combined with the identity matrix lead to degenerate and other separated levels. We note that these generators are diagonal matrices and that diagonal components arise from the charge at each molecule. Therefore, they are associated with the inversion symmetry between n_A and $n_{A'}$.

TABLE S1. Decomposition of the Hamiltonian at each Dirac point into $\mathcal{X}_{\mu\nu\lambda}$. For the case of $U = 0.4$ and $V_c = V_p = 0$, both the TRS and inversion symmetry are unbroken. The Dirac points are at $\mathbf{k} = \mathbf{k}_D, -\mathbf{k}_D$, with $\mathbf{k}_D = (1.5516, -0.8044)$. Meanwhile, for the case of $U = 0.4$, $V_c = 0.17$, and $V_p = 0.05$, these symmetries are broken, and the Dirac points are at $\mathbf{k} = \mathbf{k}_D^{(1)}, \mathbf{k}_D^{(2)}$, with $\mathbf{k}_D^{(1)} \neq -\mathbf{k}_D^{(2)}$, $\mathbf{k}_D^{(1)} = (0.9296, -0.8009)$, and $\mathbf{k}_D^{(2)} = (-0.9018, 0.7618)$. The breaking of the TRS and the inversion symmetry is clearly illustrated through the comparison of these two cases.

$\mathcal{X}_{\mu\nu\lambda}$	\mathbf{k}_D	$-\mathbf{k}_D$	$\mathbf{k}_D^{(1)}$	$\mathbf{k}_D^{(2)}$
\mathcal{X}_{010}	0.0000387	0.0000387	0.0097423	-0.0092337
\mathcal{X}_{020}	0.0610626	-0.0610626	0.0617559	-0.0603957
\mathcal{X}_{030}	-0.0102378	-0.0102378	0.0227222	0.0227222
\mathcal{X}_{100}	-0.0687389	-0.0687389	-0.0237383	-0.0105359
\mathcal{X}_{110}	-0.0687389	-0.0687389	-0.0237383	-0.0105359
\mathcal{X}_{120}	-0.1041172	0.1041172	-0.1511936	0.1524187
\mathcal{X}_{130}	-0.0650720	-0.0650720	-0.1106209	-0.1070677
\mathcal{X}_{200}	0.0173256	-0.0173256	-0.0398026	0.0484009
\mathcal{X}_{210}	-0.0173256	0.0173256	0.0398026	-0.0484009
\mathcal{X}_{220}	-0.0650720	-0.0650720	-0.1106209	-0.1070677
\mathcal{X}_{230}	-0.1041172	0.1041172	-0.1511936	0.1524187
\mathcal{X}_{300}	-0.0160446	-0.0160446	-0.0152960	-0.0152960
\mathcal{X}_{310}	0.0290397	0.0290397	0.0265949	0.0379016
\mathcal{X}_{320}	0.0610626	-0.0610626	0.0617559	-0.0603957
\mathcal{X}_{330}	0.0102378	0.0102378	-0.0227222	-0.0227222

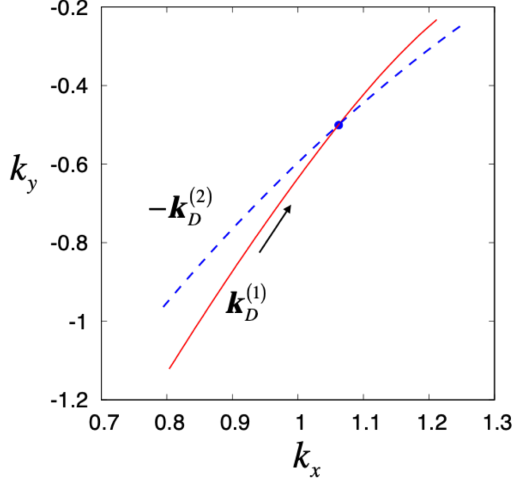


FIG. S1. Dirac point motion in 2D BZ. The two Dirac points are denoted by $\mathbf{k}_D^{(1)}$ and $\mathbf{k}_D^{(2)}$. The pressure range is $0.50 \leq P \leq 2.0$. The interaction parameters are $U = 0.4$, $V_c = 0.17$, and $V_p = 0.05$. As we increase the pressure, the two Dirac points move in the BZ. Here, we show $\mathbf{k}_D^{(1)}$ and $-\mathbf{k}_D^{(2)}$.

DIRAC POINT MOTION IN THE BZ AND THE CHANGE OF THE ELECTRONIC CORRELATION

As discussed in the main text, the Dirac points are not symmetrically located with respect to their origin in the 2D Dirac semimetal state. The positions of the Dirac points move by changing the pressure, as shown in Fig. S1. There is an accidental TRS point, where $k_x = 1.06$ and $k_y = -0.501$ at $P = 1.25$.

THE HAMILTONIAN WITH THREE-DIMENSIONAL WAVE VECTOR

In the presence of the inter-layer hopping, the Hamiltonian is given by

$$\mathcal{H}(k_x, k_y, k_z) = \mathcal{H}(k_x, k_y) + \begin{pmatrix} 2t_1 \cos k_z & 2t_2 \cos k_z & 0 & 0 \\ 2t_2 \cos k_z & 2t_1 \cos k_z & 0 & 0 \\ 0 & 0 & 2t_1 \cos k_z & 2t_2 \cos k_z \\ 0 & 0 & 2t_2 \cos k_z & 2t_1 \cos k_z \end{pmatrix} \otimes s_0. \quad (\text{S7})$$

Here, we denote dependence of k_x , k_y , and k_z , explicitly. The first term $\mathcal{H}(k_x, k_y)$ is defined in Eq. (S2).

As discussed in the main text, we obtain the linear energy dispersion of the three-dimensional Dirac semimetal phase from the diagonalization of Eq. (S7). However, its demonstration requires numerical calculations. In order to analytically illustrate the linear energy dispersion of the three-dimensional Dirac semimetal phase, we consider a simple model:

$$\mathcal{H}^{(1)}(k_x, k_y, k_z) = \begin{pmatrix} 2t_1 \cos k_z & 2t_2 \cos k_z & v(k_x - ik_y) & 0 \\ 2t_2 \cos k_z & 2t_1 \cos k_z & 0 & -v(k_x - ik_y) \\ v(k_x + ik_y) & 0 & 2t_1 \cos k_z & 2t_2 \cos k_z \\ 0 & -v(k_x + ik_y) & 2t_2 \cos k_z & 2t_1 \cos k_z \end{pmatrix} \otimes s_0. \quad (\text{S8})$$

Here, v is a constant. Setting $k_z = \pi/2 + \kappa_z$, we obtain

$$E_{k_x, k_y, k_z}^{(1)} = \pm \sqrt{v^2 (k_x^2 + k_y^2) + 4t_2^2 \sin^2 \kappa_z - 2t_1 \sin \kappa_z} \quad (\text{S9})$$

If $|\kappa_z| \ll 1$, we obtain the linear energy dispersion of the three-dimensional Dirac semimetal phase with the tilt in k_z direction,

$$E_{k_x, k_y, k_z}^{(1)} = \pm \sqrt{v^2 (k_x^2 + k_y^2) + 4t_2^2 \kappa_z^2 - 2t_1 \kappa_z}. \quad (\text{S10})$$

Note that these energy dispersions with either plus sign or minus sign are doubly degenerate along with spin degeneracy.

A more realistic model is the following Hamiltonian:

$$\mathcal{H}^{(2)}(k_x, k_y, k_z) = \begin{pmatrix} -2t_1k_z & A + ivk_y - 2t_2k_z & B + vk_x & 0 \\ A - ivk_y - 2t_2k_z & -2t_1k_z & 0 & B - vk_x \\ B + vk_x & 0 & -2t_1k_z & -A + ik_y - 2t_2k_z \\ 0 & B - vk_x & -A - ik_y - 2t_2k_z & -2t_1k_z \end{pmatrix} \otimes s_0, \quad (\text{S11})$$

where A, B, v are constants. Here, $\cos k_z$ is replaced by $-k_z$. The energy dispersions are obtained as follows:

$$E_{k_x, k_y, k_z}^{(s_1, s_2)} = s_1 \sqrt{A^2 + B^2 + v^2(k_x^2 + k_y^2) + 4t_2^2 k_z^2 + 2s_2 \sqrt{A^2 + B^2} \sqrt{v^2 \left(k_x^2 + \frac{B^2}{A^2 + B^2} k_y^2 \right) + 4t_2^2 k_z^2} - 2t_1 k_z}, \quad (\text{S12})$$

with $s_{1,2} = \pm 1$. One can confirm that this is the energy dispersion of the three-dimensional Dirac semimetal phase with the tilt in k_z direction as follows. We set

$$\eta = \frac{1}{\sqrt{A^2 + B^2}} \sqrt{v^2 \left(k_x^2 + \frac{B^2}{A^2 + B^2} k_y^2 \right) + 4t_2^2 k_z^2}, \quad (\text{S13})$$

and

$$a\eta = \frac{A}{A^2 + B^2} vk_y. \quad (\text{S14})$$

Equation (S12) is rewritten as

$$\frac{E_{k_x, k_y, k_z}^{(s_1, s_2)} + 2t_1 k_z}{\sqrt{A^2 + B^2}} = s_1 f_{s_2}(\eta, a), \quad (\text{S15})$$

where

$$f_s(\eta, a) = \sqrt{1 + 2s\eta + (1 + a^2)\eta^2}. \quad (\text{S16})$$

Now we find

$$\left. \frac{\partial f_{\pm}}{\partial \eta} \right|_{\eta \rightarrow 0} = \pm 1 \quad (\text{S17})$$

Therefore, $E_{k_x, k_y, k_z}^{(s_1, s_2)} + 2t_1 k_z$ is linear in η for $\eta \ll 1$. This observation confirms that Eq. (S12) describes the energy dispersion of the three-dimensional Dirac semimetal phase with the tilt in k_z direction.

When $v^2(k_x^2 + k_y^2) + 4t_2^2 k_z^2 \ll A^2 + B^2$, the approximate form is obtained as follows:

$$E_{k_x, k_y, k_z}^{(s_1, s_2)} \simeq s_1 \sqrt{A^2 + B^2} + s_2 \sqrt{v^2 \left(k_x^2 + \frac{B^2}{A^2 + B^2} k_y^2 \right) + 4t_2^2 k_z^2} - 2t_1 k_z. \quad (\text{S18})$$

There are four energy bands and the upper two bands describe the energy dispersion of the three-dimensional Dirac semimetal phase as in α -(BEDT-TTF)₂I₃. However, there is an additional symmetry in this model. The lower two bands is a copy of the upper two bands. The difference is just the origin of the energy. The lower two bands are obtained by shifting the energy of the upper two bands by $2\sqrt{A^2 + B^2}$. There is no such symmetry in α -(BEDT-TTF)₂I₃, though one can show that the lower two bands also have Dirac cones.