

LQG Control Performance with Low Bitrate Periodic Coding

Behrooz Amini, *Student Member, IEEE*, Robert R Bitmead, *Fellow, IEEE*

Abstract—Specific low-bitrate coding strategies are examined through their effect on LQ control performance. By limiting the subject to these methods, we are able to identify principles underlying coding for control; a subject of significant recent interest but few tangible results. In particular, we consider coding the quantized output signal deploying period-two codes of differing delay-versus-accuracy tradeoff. The quantification of coding performance is via the LQ control cost. The feedback control system comprises the coder-decoder in the path between the output and the state estimator, which is followed by linear state-variable feedback, as is optimal in the memoryless case. The quantizer is treated as the functional composition of an infinitely-long linear staircase function and a saturation. This permits the analysis to subdivide into estimator computations, seemingly independent of the control performance criterion, and an escape time evaluation, which ties the control back into the choice of quantizer saturation bound. An example is studied which illustrates the role of the control objective in determining the efficacy of coding using these schemes. The results mesh well with those observed in signal coding. However, the introduction of a realization-based escape time is a novelty departing significantly from mean square computations.

Index Terms—Quantization, fixed bitrate, accuracy, delay, state estimation, optimal control, LQ cost function.

I. INTRODUCTION

WE consider a linear plant with input u_t and output y_t connected to a controller by a noise-free fixed-bitrate- b memoryless channel. The measured output is coded for transmission through the channel and we consider several period-two coding or bitrate assignment strategies. In each case, the output is quantized with a linear fixed quantizer with saturation bound ζ . The coding strategies perform a period-two bit-allocation for the signal being communicated across the channel. In Strategy I, the b bits of a b -bit quantizer are sent at each instant. Strategy II applies a $2b$ -bit quantizer and sends alternately the most significant b bits and the least significant b bits of the even-timed output sample only. The strategies differ in their delays and accuracy; y_t has b bits at each time versus y_{2t} has b bits at time $2t$ and $2b$ bits at time $2t + 1$. No information is transmitted about y_{2t+1} in the second strategy. A third, intermediate strategy is also examined. These coding/bit-assignment schemes are evaluated using the LQ performance of the controlled plant. Using a result from Curry [1], the optimal control will comprise linear state-variable feedback and a conditional mean estimator using the decoded output.

A quantizer is the functional composition or cascade of two distinct memoryless characteristic; an infinite quantizer

and a saturation. This is depicted in Figure 1. We divide

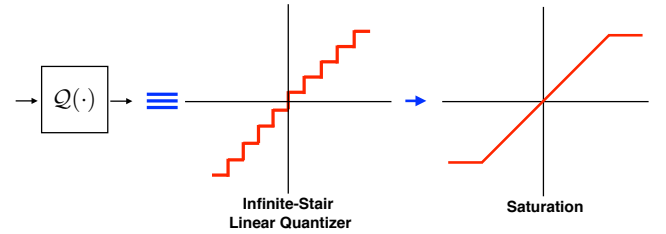


Fig. 1. Representation of a quantizer as the functional composition of two memoryless nonlinearities; an infinite quantizer and a saturation. The analysis treats each component in succession.

our analysis to consider each nonlinear aspect separately. In the case where the quantizer does not saturate and we use subtractive dithered quantization, the optimal conditional mean estimator is the Kalman filter, whose state estimate error covariance is computable using standard methods. The quantizer step size appears in the measurement noise term. For each coding strategy this covariance is simply computed and the LQ control performance derived. Next, the saturation nonlinearity is introduced by using these second-order signal statistics to compute the expected time before saturation. This *escape time* is a function of the closed-loop controlled signal y_t . We use this property to tie to the controller objective function to the selection of the quantizer bound, ζ . For a given feasible set of escape time, bitrate and control objective, there is a saturation bound and LQ performance. As the coding strategies change, so too does this performance. For a given escape time, we compare the quasi-stationary performance.

Contribution of this paper:

- By treating a limited set of coding schemes, we are able to draw conclusions about coding in the output signal path. The range and the correlation/predictability of the closed-loop plant output play a role in the efficacy of coding. Less predictable outputs, such as those of minimum variance control, benefit less from coding. This concurs with observations in signal processing.
- At low bitrates coding can become important.
- The decomposition of the quantizer into two factors admits analysis using the escape time ideas introduced in this paper. This makes the study of methods possible by separating the estimator performance from the saturation behavior.
- The escape time analysis permits the consideration of stabilization problems and performance together. The focus on realization based behavioral descriptors admits new viewpoints compared with asymptotic moments.

The authors are with the Department of Mechanical and Aerospace Engineering, University of California, San Diego, CA 92093-0411, USA, e-mail: bamini, rbitmead@eng.ucsd.edu.

Relevant prior work: Borkar and Mitter [2] study a full-state feedback formulation with vector quantization and coding delay similar to the strategies in this paper. They use the full state measurement to compute the process noise and then code this using vector quantization. They define a delay-accuracy tradeoff denoted by N and indicating the number of noise samples held before transmission. Longer delay admits multiples of the underlying bitrate when eventually transmitted. When $N = 1$, their results are similar to our Strategy I and when $N = 2$ they resemble our Strategy II. An optimal vector quantizer [3] then encodes the data into the available bits. This vector quantizer yields the conditional mean process noise reconstruction at the receiver even though the channel is not error-free. The decoded value is then used to construct the conditional mean state estimate. They could apply the same theorem from Curry in [1] to which we appeal shortly. By limiting the discussion to stable systems, as in our earlier paper [4], they are able to avoid explicit discussion of the saturation issues with quantization, vector or otherwise.

Fu in [5] studied the coding problem for the control signal of linear quadratic Gaussian control with a memoryless error-free channel of fixed rate. The paper deals with optimization over the set of causal encoders and their decoder pairs. Fu looks only at finite-horizon optimal control and therefore sidesteps the stability and saturation questions. He does, however, develop a value for the finite-horizon LQG performance, which involves a distortion function that connects the coder and the objective function. In practice, optimizing this distortion appears intractable. He presents in Theorem 4.1, a corrected version of Fischer's result [6], a *weak* separation theorem where the estimate distortion function D is a function of the control problem and not just the estimation problem parameters. When he considers the optimal coding problem for even a simple initial condition case, the solution depends on the control objective and the effect of the current encoding on future distortions. So his coder needs both memory and look-ahead and the problem begins to mimic the intractability of stochastic optimal control. In the current paper, by limiting our discussion to specific coding strategies, we reveal other aspects of a complicated picture. By restricting our coders to being memoryless, at least in Strategy I, we are able to appeal to the separation theorem of Curry.

Nair and Evans [7] treat adaptive coding to achieve stabilization with limited bitrate. They assign on level of an adaptive quantizer to indicate saturation. When this level is received at the decoder, the quantizer range is expanded multiplicatively. Effectively, the bitrate required to stabilize an unstable system is tied to being able to achieve the expansion at a sufficiently rapid rate to catch the unstable output. This imaginative coding scheme concentrates on stabilization in mean square and does not address signal limits nor controlled performance.

The impact of quantization on performance at high rates is explored in [8], the state of the system being quantized prior to transmission to the controller, and they assess the performance of the controller to minimize a quadratic cost.

A similar approach is explored in [9] pertinent for speech coding but close to the current paper, in particular Strategies I and II. These strategies are applied to speech with an au-

to-regressive model. The performance is evaluated qualitatively by Mean Opinion Score. They show that down-sampling plus smoothing leads to better coding results for highly-correlated voiced speech and low-delay coding is preferable for unvoiced speech, which resembles modulated white noise.

Kostina and Hassibi [10] consider LQ optimal control and the question of minimal channel capacity required to achieve a given bound on the expected LQ cost. They explore the problem with fully observed and partially observed state. In addition to this capacity bound, they explore specific lattice codes which achieve the bound. The bound itself depends on both control and estimation aspects for the partially observed case. They consider an error-free channel and explore all possible causal codes. Their communications structure is a limited capacity forward channel from the transmitter to receiver/controller together with a side channel which conveys the controller's state prediction back to the encoder. The minimizing codes transmit quantized versions of the error between the transmitter's state (or state prediction) and the receiver's state prediction. This communications structure obviates the requirement for the system to be stable. Although, similarly to [7], the logarithm of the determinant of the system matrix appears in the capacity bound.

II. PROBLEM STATEMENT

Consider the following optimal control problem.

- Linear plant system with Gaussian noises:

$$x_{t+1} = Ax_t + Bu_t + w_t, \quad x_0, \quad (1)$$

$$y_t = Cx_t + v_t, \quad (2)$$

Here, state $x_t \in \mathbb{R}^n$, input $u_t \in \mathbb{R}^p$, output $y_t \in \mathbb{R}^m$, process noise $w_t \in \mathbb{R}^n$, measurement noise $v_t \in \mathbb{R}^m$. Noise sequences $\{w_t\}$ and $\{v_t\}$ are Gaussian, mutually independent, zero-mean and white with known covariances. The plant initial condition is also Gaussian and independent from w_t and v_t for all t .

- Quadratic performance criterion, minimized over non-anticipatory controls, u_t , computed from the received data at the controller,

$$J_{LQ} = \lim_{N \rightarrow \infty} \frac{1}{N} \mathbb{E} \left(\sum_{t=1}^N x_t^T Q_c x_t + u_t^T R_c u_t \right).$$

- The communications link between the plant measurement and the control computation consists of a limited bitrate, b -bits-per-sample, memoryless noise-free channel.
- The coder-controller is restricted to the following elements.
 - The measurement y_t is quantized to a fixed number of bits, which can be larger than b .
 - Some of these bits are encoded into the bitstream forwarded to the controller subject to the bitrate limit.
 - For this paper, we restrict attention to period-two bitrate assignment strategies.
 - The controller computes and applies the control.

A. LQ Optimal Controller

Denote by $\{p_t\}$ the sequence of decoded signal values available at the controller. Then, we have the following result from Curry.

Theorem 1 (Curry [1]): For the linear state system (1)-(2) with nonlinear, memoryless measurement

$$p_t = \varphi_t(x_t, v_t),$$

with $\{v_t\}$ white and independent from x_t and quadratic objective function

$$J_t = \mathbb{E} \left(\sum_{k=t}^{N+1} x_k^T Q_k x_k + u_k^T R_k u_k \middle| \mathbf{P}^t, \mathbf{U}^{t-1}, \pi_{0|-1} \right), \quad (3)$$

the optimal output feedback control is given by

$$u_t^* = -K_t \mathbb{E}(x_t | \mathbf{P}^t, \mathbf{U}^{t-1}, \pi_{0|-1}),$$

where, $\mathbf{P}^t = \{p_1, p_2, \dots, p_t\}$, $\mathbf{U}^t = \{u_1, u_2, \dots, u_t\}$, $\pi_{0|-1}$ is the initial state density, and K_t is the LQ optimal feedback gain.

Decoding signal p_t at the receiver side, the filtered plant state estimate $\hat{x}_{t|t}$ and infinite-horizon control law $u_t = -K\hat{x}_{t|t}$ are computed with $K = \text{dare}(A, B, Q_c, R_c)$. The performance is evaluated with the LQ criterion. Signal p_t will be derived from output y_t by quantization and coding.

III. CONTROLLER CODING STRATEGIES

The problem statement imposes the quantization of plant output signal y_t . We restrict our attention to uniform quantization and limit consideration to subtractive dithered quantizers in order to facilitate the receiver-side estimation.

A. Dithered Quantization

A *subtractive b -bit dithered quantizer*, $\mathbf{Q}_b(\cdot)$, is a memoryless function which takes input signal y_t and dither signal, d_t , and produces an output signal

$$\mathbf{Q}_b(y_t) = Q_b(y_t + d_t) - d_t, \quad (4)$$

where $Q_b(\cdot)$ is a standard uniform quantizer. Such quantizers are examined in detail in, for example, [11].

Theorem 2: Consider a uniform, midrise, symmetric, b -bits-per-channel, subtractive dithered quantizer, $\mathbf{Q}_b(\cdot)$, with saturation bounds $\pm\zeta$. Assume:

- (A) dither d_t is a white noise process independent from y_t with a probability density possessing characteristic function, $\Phi_d(\cdot)$, satisfying $\Phi_d\left(l\frac{\pi 2^b}{\zeta}\right) = 0$ for $l = \pm 1, \pm 2, \dots$,
- (B) $y_t + d_t \in [-\zeta, \zeta]$, i.e. no saturation of the dithered quantizer occurs.

Then, the quantization error

$$q_{b,t} \triangleq \mathbf{Q}_b(y_t) - y_t, \quad (5)$$

is: (i) white, (ii) independent from y_t , (iii) uniformly distributed on $\left[-\frac{\zeta}{2^b}, \frac{\zeta}{2^b}\right]$.

This theorem, an embellishment of Theorem QTSD of [11], presents conditions under which the quantization error

is an additive white noise independent from the signal being quantized as studied with details in [12]. Denote the quantizer step size as

$$\Delta = \frac{\zeta}{2^{b-1}}.$$

Then, we note the following for this dithered quantizer.

$$\begin{aligned} q_{b,t} &\sim \mathcal{U}\left[-\frac{\Delta}{2}, \frac{\Delta}{2}\right], \quad \mathbb{E}(q_{b,t}) = 0, \\ \text{cov}(q_{b,t}) &= \frac{\zeta^2}{3 \times 2^{2b}} \triangleq S_b. \end{aligned} \quad (6)$$

We also, note that the characteristic function condition is satisfied by dither which is uniformly distributed $\mathcal{U}[-\Delta/2, \Delta/2]$ or which is triangularly distributed $\text{tr}[-\Delta, \Delta]$, for example. In our calculations later, we use uniform dither d_t .

B. Period-two Bit-assignment and Transmission Strategies

We consider a fixed-rate, b -bits-per-transmission, channel and propose three period-two quantization strategies which reflect similar approaches from Signal Processing [13], [14], [9]. The intention is to manage the quantization error with periodic changes to the effective bitrate and allied signal delay. We will examine the efficacy of these methods in terms of their benefits for LQ output feedback control.

The presence of the b -bits-per-sample channel militates that the subtractive dithered quantizer operates on both sides of the channel. That is, b bits are transmitted each sample as symbol m_t from the transmitter. Then at the receiver subtractive dither is applied. This and other implementation issues of wordlength etc. are discussed in [11]. With our period-two strategies, both the dithering and the subtraction will be modified. Here $\text{MSB}_n(x_t)$ and $\text{LSB}_n(x_t)$ denote the most significant and least significant n bits of signal x_t . While m_t is the b -bit transmitted message at time t , p_t or p'_t denotes the reconstructed/decoded plant output at the receiver for input into the Kalman filter.

Strategy I

- 1: **for** t even or odd **do**
- 2: $m_t = Q_b(y_t + d_t^b)$ is transmitted
- 3: $p_t \leftarrow m_t - d_t^b$ at the receiver
- 4: $\hat{x}_{t|t} \leftarrow$ (7) Kalman filter Lemma 1
- 5: $u_t \leftarrow -K\hat{x}_{t|t}$
- 6: **end for**

Strategy II

- 1: **if** $t = 2k$, even time, **then**
- 2: $m_{2k} = \text{MSB}_b(Q_{2b}(y_{2k} + d_{2k}^{2b}))$ is transmitted
- 3: $p_{2k} \leftarrow m_{2k}$ at the receiver without dither subtraction
- 4: $\hat{x}_{2k|2k} \leftarrow$ (8) Kalman filter from Lemma 2
- 5: $u_{2k} \leftarrow -K\hat{x}_{2k|2k}$
- 6: **else** $t = 2k + 1$, odd time,
- 7: $m_{2k+1} = \text{LSB}_b(Q_{2b}(y_{2k} + d_{2k}^{2b}))$ is transmitted
- 8: $p_{2k+1} \leftarrow p_{2k} + 2^{-b}m_{2k+1} - d_{2k}^{2b}$ at the receiver
- 9: $\hat{x}_{2k+1|2k+1} \leftarrow$ (9) Kalman filter from Lemma 2
- 10: $u_{2k+1} \leftarrow -K\hat{x}_{2k+1|2k+1}$
- 11: **end if**

Strategy III

- 1: **if** $t = 2k$, even time, **then**

2: $m_{2k} = \text{MSB}_b(Q_{b+r}(y_{2k} + d_{2k}^{b+r}))$ is transmitted
3: $p_{2k} \leftarrow m_{2k}$ at the receiver without dither subtraction
4: $\hat{x}_{2k|2k} \leftarrow (10)$ Kalman filter from Lemma 3
5: $u_{2k} \leftarrow -K\hat{x}_{2k|2k}$
6: **else** $t = 2k + 1$, odd time,
7: $m_{2k+1} = \text{LSB}_r(Q_{b+r}(y_{2k} + d_{2k}^{b+r}))$
8: $+2^{-r}\text{MSB}_{b-r}(Q_{b-r}(y_{2k+1} + d_{2k+1}^{b-r}))$
9: is transmitted
10: $p'_{2k} \leftarrow p_{2k} + 2^{-b}\text{MSB}_r(m_{2k+1}) - d_{2k}^{b+r}$
11: $p_{2k+1} \leftarrow \text{LSB}_{b-r}(m_{2k+1}) - d_{2k+1}^{b-r}$
12: $\hat{x}_{2k+1|2k+1} \leftarrow (11)$ Kalman filter from Lemma 3
13: $u_{2k+1} \leftarrow -K\hat{x}_{2k+1|2k+1}$
14: **end if**

We note two central features of the time-varying strategies.

- Strategy I uses a quantizer of step size $\frac{\zeta}{2^{b-1}}$ and associated dither $d_t^b \sim \mathcal{U}[-\zeta/2^b, \zeta/2^b]$, while Strategy II uses step size $\frac{\zeta}{2^{2b-1}}$ and $d_{2k}^{2b} \sim \mathcal{U}[-\zeta/2^{2b}, \zeta/2^{2b}]$, and Strategy III uses alternately $\frac{\zeta}{2^{2(b+r)-1}}$ and $\frac{\zeta}{2^{2r-1}}$ for the step size and the associated dithers.
- Strategies II and III at even times receive undithered b -most-significant-bit transmissions, since the dither operates further along the bitstream. Accordingly, the quantization error at even times is not white, nor uniform, nor independent from y_{2k} , even though the quantization noise for y_{2k} at time $2k + 1$ does possess these properties. We shall conduct our analysis blithely without taking these even quantization error properties fully into account.

We note that, with Strategies II and III, the state estimate calculation will be non-standard at the controller, reflecting the periodic information pattern. The associated Kalman filter will be presented shortly and computes $\hat{x}_{2k|2k+1}$ and then $\hat{x}_{2k+1|2k+1}$ from the received data. The derivation of these filters and their properties is a core contribution of the paper.

IV. KALMAN FILTERS AND COVARIANCES FOR THE STRATEGIES

We derive the Kalman filters associated with each of the strategies under the following assumption.

Assumption 1 (For this and the following sections alone): The quantizer never saturates. That is, $y_t + d_t \in [-\zeta, \zeta]$. So, following Theorem 2, the quantization errors:

Strategy I: $p_t - y_t$;

Strategy II: $p_{2k+1} - y_{2k}$;

Strategy III: $p'_{2k} - y_{2k}$ and $p_{2k+1} - y_{2k+1}$;

are independent from $\{y_t\}$, white, zero-mean, uniformly distributed with covariances S_b, S_{2b}, S_{b+r} and S_{b-r} respectively, where S_b is defined in (6).

Further and without justification, we assume that the other quantization errors, $p_{2k} - y_{2k}$ in Strategies II and III, satisfy the same properties with covariances S_b .

Assumption 2: Each strategy's state estimator commences with state estimate $\hat{x}_{0|-1}$ and covariance $\Sigma_{0|-1}$, at $t = 0$.

The following results for Strategies I, II and III are proved in the Appendix.

Lemma 1 (Anderson, Moore [15]): For Strategy I, the Kalman filter driven by signal p_t from Algorithm I Line 3 is calculated by:

$$\begin{aligned} L_t &= \Sigma_{t|t-1} C^T (C \Sigma_{t|t-1} C^T + R + S_b)^{-1}, \\ \hat{x}_{t|t} &= \hat{x}_{t|t-1} + L_t (p_t - C \hat{x}_{t|t-1}), \\ \hat{x}_{t+1|t} &= (A - BK) \hat{x}_{t|t}, \\ \Sigma_{t+1|t} &= A \Sigma_{t|t-1} A^T - A L_t C \Sigma_{t|t-1} A^T + Q. \end{aligned} \quad (7)$$

Lemma 2: For Strategy II, the Kalman filter driven by signals p_{2k} from Algorithm II Line 3 and p_{2k+1} from Line 8 is calculated by:

At even times, $t = 2k$:

$$\begin{aligned} L_{2k} &= \Sigma_{2k|2k-1} C^T (C \Sigma_{2k|2k-1} C^T + R + S_b)^{-1}, \\ \hat{x}_{2k|2k} &= \hat{x}_{2k|2k-1} + L_{2k} (p_{2k} - C \hat{x}_{2k|2k-1}), \end{aligned} \quad (8)$$

At odd times, $t = 2k + 1$:

$$\begin{aligned} L_{2k+1} &= \Sigma_{2k+1|2k-1} C^T (C \Sigma_{2k+1|2k-1} C^T + R + S_{2b})^{-1}, \\ \hat{x}_{2k+1|2k+1} &= A (\hat{x}_{2k|2k-1} + L_{2k+1} (p_{2k+1} - C \hat{x}_{2k|2k-1})) \\ &\quad - BK \hat{x}_{2k|2k}, \\ \hat{x}_{2k+2|2k+1} &= (A - BK) \hat{x}_{2k+1|2k+1}, \\ \Sigma_{2k+2|2k+1} &= A^2 \Sigma_{2k|2k-1} A^{2T} - A^2 L_{2k+1} C \Sigma_{2k|2k-1} A^{2T} \\ &\quad + QA A^T + Q. \end{aligned} \quad (9)$$

Lemma 3: For Strategy III, the Kalman filter driven by signals p_{2k} from Algorithm III Line 3, p'_{2k} Line 10 and p_{2k+1} Line 11 is calculated by:

At even times, $t = 2k$,

$$\begin{aligned} L_{2k} &= \Sigma_{2k|2k-1} C^T (C \Sigma_{2k|2k-1} C^T + R + S_b)^{-1}, \\ \hat{x}_{2k|2k} &= \hat{x}_{2k|2k-1} + L_{2k} (p_{2k} - C \hat{x}_{2k|2k-1}), \end{aligned} \quad (10)$$

At odd times, $t = 2k + 1$,

$$\begin{aligned} L'_{2k} &= \Sigma_{2k|2k-1} C^T (C \Sigma_{2k|2k-1} C^T + R + S_{b+r})^{-1}, \\ \hat{x}'_{2k+1|2k} &= A \hat{x}_{2k|2k-1} + A L'_{2k} (p'_{2k} - C \hat{x}_{2k|2k-1}) \\ &\quad - BK \hat{x}_{2k|2k}, \\ \Sigma'_{2k+1|2k} &= A \Sigma_{2k|2k-1} A^T - A \Sigma_{2k|2k-1} C^T \times \\ &\quad (C \Sigma_{2k|2k-1} C^T + R + S_{b+r})^{-1} C \Sigma_{2k|2k-1} A^T + Q, \\ L_{2k+1} &= \Sigma'_{2k+1|2k} C^T (C \Sigma'_{2k+1|2k} C^T + R + S_{b-r})^{-1}, \\ \hat{x}_{2k+1|2k+1} &= \hat{x}'_{2k+1|2k} + L_{2k+1} (p_{2k+1} - C \hat{x}'_{2k+1|2k}), \\ \hat{x}_{2k+2|2k+1} &= (A - BK) \hat{x}_{2k+1|2k+1}, \\ \Sigma_{2k+2|2k+1} &= A \Sigma'_{2k+1|2k} A^T - A \Sigma'_{2k+1|2k} C^T \times \\ &\quad (C \Sigma'_{2k+1|2k} C^T + R + S_{b-r})^{-1} \Sigma'_{2k+1|2k} A^T + Q. \end{aligned} \quad (11)$$

Although both prediction covariances $\lim_{k \rightarrow \infty} \Sigma_{2k|2k-1}$ and $\lim_{k \rightarrow \infty} \Sigma_{2k+1|2k}$ may have different limiting values for Strategies II & III, the value of the former suffices for the rest of the calculation.

Corollary 1: For Strategy I, $\Sigma_I^{p, \infty} \triangleq \lim_{k \rightarrow \infty} \Sigma_{k|k-1}$ and $\Sigma_I^{\infty} \triangleq \lim_{k \rightarrow \infty} \Sigma_{k|k}$ satisfy

$$\begin{aligned} \Sigma_I^{p, \infty} &= \text{dare}(A^T, C^T, Q, R + S_b), \\ \Sigma_I^{\infty} &= \Sigma_I^{p, \infty} - \Sigma_I^{p, \infty} C^T (C \Sigma_I^{p, \infty} C^T + R + S_b)^{-1} C \Sigma_I^{p, \infty}. \end{aligned} \quad (12)$$

Corollary 2: For Strategy II, $\Sigma_{II}^{p,\infty} \triangleq \lim_{k \rightarrow \infty} \Sigma_{2k|2k-1}$, $\Sigma_{II_{\text{even}}}^{\infty} \triangleq \lim_{k \rightarrow \infty} \Sigma_{2k|2k}$ and $\Sigma_{II_{\text{odd}}}^{\infty} \triangleq \lim_{k \rightarrow \infty} \Sigma_{2k+1|2k+1}$ satisfy

$$\begin{aligned} \Sigma_{II}^{p,\infty} &= \text{dare} \left(A^{2T}, C^T, AQA^T + Q, R + S_{2b} \right), \\ \Sigma_{II_{\text{even}}}^{p,\infty} &= \Sigma_{II}^{p,\infty} - \Sigma_{II}^{p,\infty} C^T (C \Sigma_{II}^{p,\infty} C^T + R + S_b)^{-1} C \Sigma_{II}^{p,\infty}, \\ \Sigma_{II_{\text{odd}}}^{\infty} &= \Sigma_{II}^{p,\infty} - \Sigma_{II}^{p,\infty} C^T (C \Sigma_{II}^{p,\infty} C^T + R + S_{2b})^{-1} C \Sigma_{II}^{p,\infty}. \end{aligned} \quad (13)$$

Corollary 3: For Strategy III, $\Sigma_{III}^{p,\infty} \triangleq \lim_{k \rightarrow \infty} \Sigma_{2k|2k-1}$, $\Sigma_{III_{\text{even}}}^{\infty} \triangleq \lim_{k \rightarrow \infty} \Sigma_{2k|2k}$, and $\Sigma_{III_{\text{odd}}}^{\infty} \triangleq \lim_{k \rightarrow \infty} \Sigma_{2k+1|2k+1}$, satisfy

$$\begin{aligned} \Sigma_{III}^{p,\infty} &= \text{dare} \left(A^{2T}, \mathcal{G}_1, AQA^T + Q, \mathcal{G}_2, [0 \quad AQC^T], \text{eye}(n) \right), \\ \Sigma_{III_{\text{even}}}^{p,\infty} &= \Sigma_{III}^{p,\infty} - \Sigma_{III}^{p,\infty} C^T (C \Sigma_{III}^{p,\infty} C^T + R + S_{b+r})^{-1} C \Sigma_{III}^{p,\infty}, \\ \Sigma_{III_{\text{odd}}}^{p,\infty} &= \Sigma_{III}^{p,\infty} - \Sigma_{III}^{p,\infty} C^T (C \Sigma_{III}^{p,\infty} C^T + R + S_{b-r})^{-1} C \Sigma_{III}^{p,\infty}, \end{aligned} \quad (14)$$

where

$$\mathcal{G}_1 = [C^T \quad A^T C^T], \quad \mathcal{G}_2 = \begin{bmatrix} R + S_{b+r} & 0 \\ 0 & CQC^T + R + S_{b-r} \end{bmatrix}.$$

V. CONTROL PERFORMANCE ANALYSIS

The limiting performance of three strategies may be computed using standard covariance methods.

Definition 1: The i, j -block ($n \times n$) entry of matrices Ψ_X , below is denoted by $\Psi_X(i, j)$ for $X = I, II, III$.

Theorem 3: Subject to Assumption 1, the performance for Strategy I given by

$$J_I = \text{trace}[Q_c \Psi_I(1, 1)] + \text{trace}[K^T R_c K \Psi_I(2, 2)], \quad (15)$$

calculated through these steps:

- (i) $K = \text{dare}(A, B, Q_c, R_c)$,
- (ii) $\Sigma_I^{p,\infty} = \text{dare}(A^T, C^T, Q, R + S_b)$,
- (iii) $L = \Sigma_I^{p,\infty} C^T (C \Sigma_I^{p,\infty} C^T + R + S_b)^{-1}$,
- (iv) $\Psi_I = \text{dlyap}(\mathcal{M}_1, \mathcal{N}_1 \mathcal{P}_1 \mathcal{N}_1^T)$,

where

$$\mathcal{M}_1 = \begin{bmatrix} A & -BK \\ LCA & (I - LC)A - BK \end{bmatrix}, \quad \mathcal{N}_1 = \begin{bmatrix} I & 0 & 0 \\ LC & L & L \end{bmatrix},$$

$$\mathcal{P}_1 = \begin{bmatrix} Q & 0 & 0 \\ 0 & R & 0 \\ 0 & 0 & S_b \end{bmatrix}, \quad \Psi_I = \begin{bmatrix} E(x_k x_k^T) & E(x_k \hat{x}_{k|k}^T) \\ E(\hat{x}_{k|k} x_k^T) & E(\hat{x}_{k|k} \hat{x}_{k|k}^T) \end{bmatrix}.$$

Theorem 4: Subject to Assumption 1, the performance for Strategy II, given by

$$\begin{aligned} J_{II} &= \frac{1}{2} \text{trace} \{ Q_c [\Psi_{II}(1, 1) + \Psi_{II}(3, 3)] \} + \\ &\quad \frac{1}{2} \text{trace} \{ K^T R_c K [\Psi_{II}(2, 2) + \Psi_{II}(4, 4)] \}, \end{aligned} \quad (16)$$

calculated through these steps:

- (i) $K = \text{dare}(A, B, Q_c, R_c)$,
- (ii) $\Sigma_{II}^{p,\infty} = \text{dare}(A^{2T}, C^T, AQA^T + Q, R + S_{2b})$,
- (iii) $L_{\text{even}} = \Sigma_{II}^{p,\infty} C^T (C \Sigma_{II}^{p,\infty} C^T + R + S_b)^{-1}$,
- (iv) $L_{\text{odd}} = \Sigma_{II}^{p,\infty} C^T (C \Sigma_{II}^{p,\infty} C^T + R + S_{2b})^{-1}$,
- (v) $\Psi_{II} = \text{dlyap}(\mathcal{M}_2, \mathcal{N}_2 \mathcal{P}_2 \mathcal{N}_2^T)$,

where

$$\mathcal{M}_2 = F_4 F_3 F_2 F_1, \quad \mathcal{N}_2 = [F_4 F_3 F_2 G_1 \quad F_4 G_3 \quad F_4 F_3 G_2 \quad G_4],$$

$$\mathcal{P}_2 = \begin{bmatrix} Q & 0 & 0 & 0 \\ 0 & Q & 0 & 0 \\ 0 & 0 & R + S_b & R + S_{2b} \\ 0 & 0 & R + S_{2b} & R + S_{2b} \end{bmatrix},$$

$$\Psi_{II} = E \left(\begin{bmatrix} x_{2k} \\ \hat{x}_{2k|2k} \\ x_{2k+1} \\ \hat{x}_{2k+1|2k+1} \end{bmatrix} \begin{bmatrix} x_{2k}^T & \hat{x}_{2k|2k}^T & x_{2k+1}^T & \hat{x}_{2k+1|2k+1}^T \end{bmatrix} \right)$$

$$G_1 = \begin{bmatrix} 0 \\ I \end{bmatrix}, \quad G_2 = \begin{bmatrix} 0 \\ 0 \\ L_0 \end{bmatrix}, \quad G_3 = \begin{bmatrix} 0 \\ 0 \\ L_1 \end{bmatrix}, \quad G_4 = \begin{bmatrix} 0 \\ I \\ 0 \end{bmatrix}$$

$$F_1 = \begin{bmatrix} 0 & 0 & 0 & A - BK \\ 0 & 0 & A & -BK \end{bmatrix}, \quad F_2 = \begin{bmatrix} I & 0 \\ 0 & I \\ (I - L_0 C) & L_0 C \end{bmatrix},$$

$$F_3 = \begin{bmatrix} 0 & I & 0 \\ 0 & 0 & I \\ (I - L_1 C) & L_1 C & 0 \end{bmatrix}, \quad F_4 = \begin{bmatrix} I & 0 & 0 \\ 0 & I & 0 \\ A & -BK & 0 \\ 0 & -BK & A \end{bmatrix}.$$

Note, the two-step update is described by the recursion

$$\begin{bmatrix} x_{2k} \\ \hat{x}_{2k|2k} \\ x_{2k+1} \\ \hat{x}_{2k+1|2k+1} \end{bmatrix} = \mathcal{M}_2 \begin{bmatrix} x_{2k-2} \\ \hat{x}_{2k-2|2k-2} \\ x_{2k-1} \\ \hat{x}_{2k-1|2k-1} \end{bmatrix} + \mathcal{N}_2 \begin{bmatrix} w_{2k-1} \\ w_{2k} \\ \begin{bmatrix} v_{2k} + q_{2k} \\ v_{2k} + q_{2k+1} \end{bmatrix} \end{bmatrix}.$$

Theorem 5: Subject to Assumption 1, the performance for Strategy III, given by

$$\begin{aligned} J_{III} &= \frac{1}{2} \text{trace} \{ Q_c [\Psi_{III}(1, 1) + \Psi_{III}(3, 3)] \} + \\ &\quad \frac{1}{2} \text{trace} \{ K^T R_c K [\Psi_{III}(2, 2) + \Psi_{III}(4, 4)] \}, \end{aligned} \quad (17)$$

calculated through these steps:

- (i) $K = \text{dare}(A, B, Q_c, R_c)$,
- (ii) $\Sigma^{p,\infty} = \text{dare}(A^{2T}, \mathcal{G}_1, AQA^T + Q, \mathcal{G}_2, [0 \quad AQC^T], \text{eye}(n))$,
- (iii) $L_{\text{even}} = \Sigma^{p,\infty} C^T (C \Sigma^{p,\infty} C^T + R + S_b)^{-1}$,
- (iv) $L_{\text{odd1}} = \Sigma^{p,\infty} C^T (C \Sigma^{p,\infty} C^T + R + S_{b+r})^{-1}$,
- (v) $L_{\text{odd2}} = \Sigma^{p,\infty} C^T (C \Sigma^{p,\infty} C^T + R + S_{b-r})^{-1}$,
- (vi) $\Psi_{III} = \text{dlyap}(\mathcal{M}_3, \mathcal{N}_3 \mathcal{P}_3 \mathcal{N}_3^T)$,

where

$$\begin{aligned} \mathcal{G}_1 &= [C^T A^T C^T], \\ \mathcal{G}_2 &= \begin{bmatrix} R + S_{b+r} & 0 \\ 0 & CQC^T + R + S_{b-r} \end{bmatrix} \\ \mathcal{M}_2 &= F_4 F_3 F_2 F_1, \\ \mathcal{N}_2 &= [F_4 F_3 F_2 G_1 \quad F_4 G_3 \quad F_4 F_3 G_2 \quad G_4], \\ \mathcal{P}_3 &= \begin{bmatrix} Q & 0 & 0 & 0 & 0 \\ 0 & Q & 0 & 0 & 0 \\ 0 & 0 & R + S_b & R + S_{b+r} & 0 \\ 0 & 0 & R + S_{b+r} & R + S_{b+r} & 0 \\ 0 & 0 & 0 & 0 & R + S_{b-r} \end{bmatrix} \\ \Psi_{III} &= E \left(\begin{bmatrix} x_{2k+1} \\ \hat{x}_{2k+1|2k+1} \\ x_{2k} \\ \hat{x}_{2k|2k}^1 \end{bmatrix} \begin{bmatrix} x_{2k+1}^T & \hat{x}_{2k+1|2k+1}^T & x_{2k}^T & \hat{x}_{2k|2k}^1 \end{bmatrix} \right) \\ G_1 &= \begin{bmatrix} I \\ 0 \end{bmatrix}, \quad G_2 = \begin{bmatrix} 0 & 0 \\ L_{\text{even}} & 0 \\ 0 & L_{\text{odd1}} \end{bmatrix}, \quad G_3 = \begin{bmatrix} I \\ 0 \\ 0 \\ 0 \end{bmatrix}, \\ G_4 &= \begin{bmatrix} 0 \\ L_{\text{odd2}} \\ 0 \\ 0 \end{bmatrix}, \quad F_1 = \begin{bmatrix} A & -BK & 0 & 0 \\ 0 & A - BK & 0 & 0 \end{bmatrix}, \\ F_3 &= \begin{bmatrix} A & -BK & 0 \\ 0 & 0 & I \\ I & 0 & 0 \\ 0 & I & 0 \end{bmatrix}, \quad F_2 = \begin{bmatrix} I & 0 \\ L_{\text{even}} C & (I - L_{\text{even}} C) \\ L_{\text{odd1}} C & (I - L_{\text{odd1}} C) \end{bmatrix}, \\ F_4 &= \begin{bmatrix} I & 0 & 0 & 0 \\ L_{\text{odd2}} C & (I - L_{\text{odd2}} C) A & 0 & -(I - L_{\text{odd2}} C) BK \\ 0 & 0 & I & 0 \\ 0 & 0 & 0 & I \end{bmatrix}, \end{aligned}$$

The two-step update is described by the recursion

$$\begin{bmatrix} x_{2k+1} \\ \hat{x}_{2k+1|2k+1} \\ x_{2k} \\ \hat{x}_{2k|2k}^1 \end{bmatrix} = \mathcal{M}_3 \begin{bmatrix} x_{2k-1} \\ \hat{x}_{2k-1|2k-1} \\ x_{2k-1} \\ \hat{x}_{2k-2|2k-2}^1 \end{bmatrix} + \mathcal{N}_3 \begin{bmatrix} w_{2k-1} \\ w_{2k} \\ \begin{bmatrix} v_{2k} + q_{b,2k} \\ v_{2k} + q_{b+r,2k} \end{bmatrix} \\ v_{2k+1} + q_{b-r,2k+1} \end{bmatrix}.$$

VI. ESCAPE TIME ANALYSIS

The performance analysis from earlier sections is based on direct second moment calculations subject to the validity of Assumption 1, i.e. that the controlled system dithered output

$$z_t = y_t + d_t,$$

satisfies $|z_t| \leq \zeta$. For Gaussian y_t , or indeed for any y_t with density of unbounded support, the signal $y_t + d_t$ is guaranteed to exceed this bound infinitely often. Our aim in this section is to quantify the average residence time of the dithered controlled output signal inside the saturation bound. If this residence time is long, then the earlier linear analysis will remain valid on average for a long time and can still be used to characterize performance, since the stabilizing control yields a

quasi-stationary closed loop subject to no saturation. This will be validated by computational experiments in Section VII.

We make the following definition.

Definition 2: The *escape time*, τ_{esc} , is the first time that $z_t \notin [-\zeta, \zeta]$.

Our aim is now to calculate the mean escape time as a function of ζ . This will demonstrate that the choice of ζ to yield a particular mean escape time depends on the choice of state feedback control gain K . The state estimation covariance analysis of Section IV did not explicitly depend on K . But now, via its effect on ζ , the control problem affects this covariance.

If we have ergodicity of the stochastic process $\{z_t\}$ then the long-term sample average frequency of z_t falling outside $[-\zeta, \zeta]$ is equal to the ensemble average computable from the density of z_t . If the Gaussian process $\{y_t\}$ is ergodic, then since $\{d_t\}$ is white and stationary, the signal $\{y_t + d_t\}$ is ergodic. We have the following theorem from Caines [16] who cites earlier sources going back to Maruyama and Grenander.

Theorem 6: [16] A necessary and sufficient condition for a discrete-time stationary Gaussian process to be ergodic is that the spectral distribution of the process is continuous.

If y_t is the output of a stable linear system driven by white, independent, zero-mean Gaussian noises n_t and r_t with covariances Q and R respectively, that is,

$$\begin{aligned} \xi_{t+1} &= F\xi_t + Gn_t, \\ y_t &= Hp_t + Jr_t, \end{aligned}$$

then its power spectral density is given by

$$\Phi_{yy}(\omega) = J R J^T + H(e^{j\omega} I - F)^{-1} G Q G^T (e^{-j\omega} I - F^T)^{-1}.$$

If the eigenvalues of F are within $|z| < 1$ and $J R J^T > 0$, then y_t is ergodic by Theorem 6, as is the signal z_t .

For our LQG problem, y_t is generated with

$$\begin{aligned} F &= \begin{bmatrix} A & -BK \\ LCA & A - BK - LCA \end{bmatrix}, \quad G = \begin{bmatrix} I & 0 \\ LC & L \end{bmatrix}, \\ H &= [C \quad 0], \quad J = I, \end{aligned}$$

which F has all eigenvalues inside the unit circle by construction subject to the conditions in the following theorem.

Theorem 7: [17] Subject to Assumption 1, provided $R_c > 0$, $R > 0$, $[A, Q_c]$ detectable, $[A, Q]$ stabilizable, the dithered controlled output signal, $z_t = y_t + d_t$, is asymptotically stationary and ergodic. So

$$\lim_{T \rightarrow \infty} \frac{1}{T} \sum_{t=1}^T \mathbb{1}_{|z_t| > \zeta} = \Pr(|z_t| > \zeta), \quad (18)$$

where $\mathbb{1}_A$ is the indicator function of event A .

Once we have ergodicity of the closed-loop signal z_t , then we have the following result.

Theorem 8: For ergodic z_t , if $\Pr(|z_t| > \zeta) = \beta$, then the expected escape time is $E[\tau_{\text{esc}}] = \frac{1}{\beta}$.

These are the steps and important parameters of the analysis.

- 1) Choose a desired average escape time $E[\tau_{\text{esc}}]$. The escape probability is $\beta = \frac{1}{E[\tau_{\text{esc}}]}$.
- 2) Initiate the line search for ζ depending on coding strategy and using one of

- $\Psi_I(1, 1)$ from (15), or
 - $\Psi_{II}(1, 1)$ and $\Psi_{II}(3, 3)$ from (16), or
 - $\Psi_{III}(1, 1)$ and $\Psi_{III}(3, 3)$ from (17),
- compute Z , the covariance of z_t . Then solve

$$\frac{\beta}{2} = \text{mvncdf}(-\zeta_{\text{new}} \cdot \mathbf{1}_m, 0_m, Z),$$

for ζ_{new} where mvncdf is the multivariate normal cumulative distribution function.

VII. NUMERICAL EXAMPLES

We compare coding strategies in the following examples through these steps.

- 1) With given $\{A, B, C, Q, R, Q_c, R_c\}$, compute the linear feedback gain K , via Theorem 3 Step (i).
- 2) Fix the mean escape time, τ_{esc} .
- 3) For each coding strategy, compute the corresponding quantizer bound, ζ , using the iteration described below Theorem 8.
- 4) Compute the performance of each strategy using Theorems 3-5, as appropriate.

A. Escape time and quantizer bound

We compute the escape time through two methods, the analytical method based on Theorem 8 and simulation. In addition, we compare the performance of the coding strategies. Let us define the parameters as follows.

- R_c , control weight in LQ output feedback control.
- $A - BK$, LQ closed-loop matrix.
- ζ , quantization bound.
- τ_a , mean escape time computed via Theorem 8.
- τ_{emp} , empirical mean escape time from simulation.
- J_I, J_{II} , corresponding performances for Strategies I and II.

In the simulation for computing, τ_{emp} , we average over 20,000 iterations the first time that the dithered output signal breaches the quantizer bound for a 5,000-sample simulation with the following parameters for a scalar system. Then we compare the performance of two different strategies with a fixed time $\tau = 1000$ and parameters as follows.

$$A = 0.9999; B = 1; C = 1; Q = 1; \\ R = 1; Q_c = 1;$$

for 3-bit quantizer

R_c	A-BK	ζ	τ_a	τ_{emp}	J_I	J_{II}
1e5	0.9968	43.14	1000	2320	325	309
1e4	0.9900	24.67	1000	2194	104	101
1e3	0.9689	14.50	1000	1813	34.136	34.135
100	0.9049	9.15	1000	1317	11.81	12.43
10	0.7298	6.62	1000	1040	4.78	5.56
1	0.3819	5.68	1000	990	2.64	3.45
0.1	0.0839	5.49	998	977	2.10	2.92

for 2-bit quantizer

R_c	A-BK	ζ	τ_a	τ_{emp}	J_I	J_{II}
1e5	0.9968	48.14	1000	2354	474	315
1e4	0.9900	27.74	1000	2159	137	103
1e3	0.9689	16.44	1000	1780	42.22	35.04
100	0.9049	10.43	1000	1413	14.34	12.97
10	0.7298	7.54	1000	1213	5.94	5.91
1	0.3819	6.40	1000	1164	3.43	3.73
0.1	0.0839	6.12	998	1146	2.81	3.18

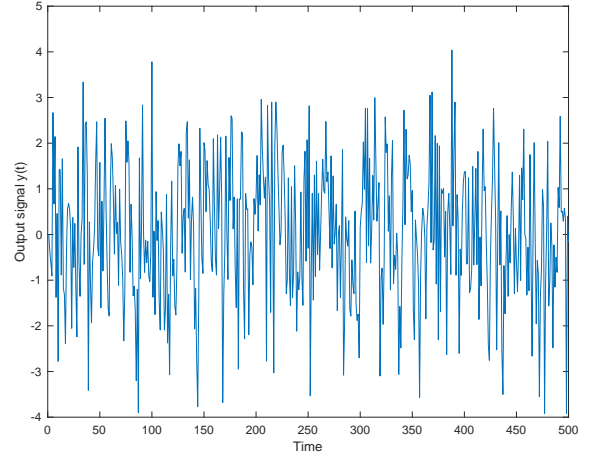


Fig. 2. Controlled output signal $y(t)$ with 3-bit coding and $R_c = 0.01$, corresponding to roughly minimum-variance control and hence to low amplitude, near-white y_t . Coding provides little benefit.

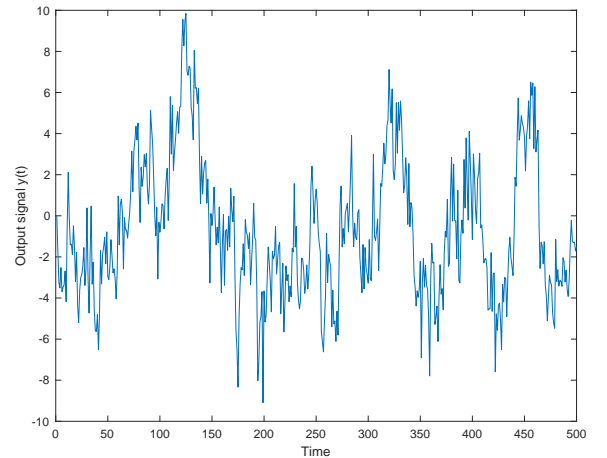


Fig. 3. Controlled output signal $y(t)$ with 3-bit coding and $R_c = 100$, corresponding to higher amplitude, correlated y_t . Coding provides tangible control benefit.

As we may conclude from the above example, the coding strategy is picked based on the nature of the controlled output signal. If the output signal has a random or unpredictable nature, as in Figure 2, the coding has less benefits and we stick with Strategy I. In contrast, the coding strategy has advantages if the output controlled signal is more regulated or predictable

such as Figure 3. In this case, as we have higher resolution or accuracy by including a delay in updating the measurement, Strategy II outperforms Strategy I in which the measurement is updated each time but with less accuracy. When the control objective is minimum variance, the output signal resembles to a white noise signal and the quantization bound has smaller size, so the coding has no benefits. Once we move away from a minimum variance control objective, the output signal y_k has both larger amplitude and an output signal y_k which is more correlated. So coding can bring tangible performance benefits.

The computational examples exhibit the following.

- The control performance advantage of coding is tied to the redundancy in the regulated system output.
- Delay-one minimum variance control benefits little from coding, because the regulated output is close to white.
- If the number of bits, b , is large then coding has limited benefit.
- For a given escape time, the quantizer bound, ζ , is smaller for better regulated signal y_t .

VIII. CONCLUSION

We have explored three very specific periodic coding strategies of the plant output signal and their effect on LQ performance subject to an expected escape time. The interaction between the control law and the estimation problem occurs through the selection of the upper bound, ζ , of the dithered quantizers. The general conclusion is that the more correlated is the controlled output, the more benefit is achieved by coding. So that minimum variance problems should exhibit less gain from coding than should those with heavier control penalty. The computational examples show that these coding schemes promise most value when the number of bits is small. These are generalizable conclusions to other more sophisticated codes and reflect observations in signal processing, but without the connection to a control objective.

The novelties of the approach lie in the treatment of dithered quantizers and the introduction of the system escape time as a tool for analysis. The decomposition of the quantizer into two parts – infinite quantizer plus saturation – together with the escape time permits the consideration of linear controlled covariances and the distinct escape time analysis. This study of escape time is distinguished from many other studies which seek to manage asymptotic or infinite-horizon average or moment properties.

APPENDIX

Proof for lemma 2:

Let us start with initial state estimate $\hat{x}_{0|-1}$ and covariance $\Sigma_{0|-1}$, the Kalman filter is calculated by:

At even time, $t = 2k$: (Low resolution measurement)

$$\begin{aligned} L_{2k} &= \Sigma_{2k|2k-1} C^T (C \Sigma_{2k|2k-1} C^T + R + S_b)^{-1}, \\ \hat{x}_{2k|2k} &= \hat{x}_{2k|2k-1} + L_{2k} (p_{2k} - C \hat{x}_{2k|2k-1}), \end{aligned}$$

At odd time, $t = 2k + 1$: (High resolution measurement)
We receive the less significant part of the quantized y_{2k} and

construct the 2b-bits measurement $z_{2b,2k+1} = z_{b,2k} \oplus_{2b,2k}$ through concatenation,

$$\begin{aligned} p_{2k+1} &\leftarrow p_{2k} + 2^{-b} m_{2k+1} - d_{2k}^{2b} \\ L_{2k+1} &= \Sigma_{2k|2k-1} C^T (C \Sigma_{2k|2k-1} C^T + R + S_{2b})^{-1}, \\ \hat{x}_{2k+1|2k+1} &= A \hat{x}_{2k|2k+1} + B u_{2k}, \\ \hat{x}_{2k+1|2k+1} &= A (\hat{x}_{2k|2k-1} + L_{2k+1} (p_{2k+1} - C \hat{x}_{2k|2k-1})) \\ &\quad - B K \hat{x}_{2k|2k}, \\ \hat{x}_{2k+2|2k+1} &= (A - B K) \hat{x}_{2k+1|2k+1}, \\ \Sigma_{2k+2|2k+1} &= A^2 \Sigma_{2k|2k-1} A^{2T} - A^2 L_{2k+1} C \Sigma_{2k|2k-1} A^{2T} \\ &\quad + A Q A^T + Q. \end{aligned}$$

Proof for Lemma 3:

Let us start with initial state estimate $\hat{x}_{0|-1}$ and covariance $\Sigma_{0|-1}$, at $t = 0$, the Kalman filter is calculated by:

At even time, $t = 2k$,

$$\begin{aligned} L_{2k} &= \Sigma_{2k|2k-1} C^T (C \Sigma_{2k|2k-1} C^T + R + S_b)^{-1}, \\ \hat{x}_{2k|2k} &= \hat{x}_{2k|2k-1} + L_{2k} (p_{2k} - C \hat{x}_{2k|2k-1}), \end{aligned}$$

At odd times, $t = 2k + 1$,

$$\begin{aligned} p'_{2k} &= p_{2k} + 2^{-b} \text{MSB}_r(m_{2k+1}) - d_{2k}^{b+r}, \\ L'_{2k} &= \Sigma_{2k|2k-1} C^T (C \Sigma_{2k|2k-1} C^T + R + S_{b+r})^{-1}, \\ \hat{x}'_{2k+1|2k} &= A \hat{x}_{2k|2k-1} + A L'_{2k} (p'_{2k} - C \hat{x}_{2k|2k-1}) \\ &\quad - B K \hat{x}_{2k|2k}, \\ \Sigma'_{2k+1|2k} &= A \Sigma_{2k|2k-1} A^T - A \Sigma_{2k|2k-1} C^T \times \\ &\quad (C \Sigma_{2k|2k-1} C^T + R + S_{b+r})^{-1} C \Sigma_{2k|2k-1} A^T + Q, \\ p_{2k+1} &= \text{LSB}_{b-r}(m_{2k+1}) - d_{2k+1}^{b-r}, \\ L_{2k+1} &= \Sigma'_{2k+1|2k} C^T (C \Sigma'_{2k+1|2k} C^T + R + S_{b-r})^{-1}, \\ \hat{x}_{2k+1|2k+1} &= \hat{x}'_{2k+1|2k} + L_{2k+1} (p_{2k+1} - C \hat{x}'_{2k+1|2k}), \\ \hat{x}_{2k+2|2k+1} &= A \hat{x}_{2k+1|2k+1} + B u_{2k+1}, \\ \hat{x}_{2k+2|2k+1} &= (A - B K) \hat{x}_{2k+1|2k+1}, \\ \Sigma_{2k+2|2k+1} &= A \Sigma'_{2k+1|2k} A^T - A \Sigma'_{2k+1|2k} C^T \times \\ &\quad (C \Sigma'_{2k+1|2k} C^T + R + S_{b-r})^{-1} \Sigma'_{2k+1|2k} A^T + Q. \end{aligned}$$

Proof for Corollary 1:

Can be found at [18] but the difference is quantization noise S_b is added to the measurement noise, and it is replaced by $R + S_b$ in all calculation.

Proof for Corollary 2:

Let us start with $\Sigma \triangleq \Sigma_{2k|2k-1}$

(i) Low resolution measurement

$$\Sigma_{2k|2k} = \Sigma - \Sigma C^T (C \Sigma C^T + R + S_b)^{-1} C \Sigma \quad (19)$$

(ii) High resolution measurement

$$\Sigma_{2k|2k+1} = \Sigma - \Sigma C^T (C \Sigma C^T + R + S_{2b})^{-1} C \Sigma \quad (20)$$

(iii) Time $2k + 1$ filtered measurement

$$\Sigma_{2k+1|2k+1} = A \Sigma_{2k|2k+1} A^T + Q.$$

(iv) Time $2k + 2$ prediction and let $k \rightarrow \infty$

$$\begin{aligned} \Sigma_{2k+2|2k+1} &= A \Sigma_{2k+1|2k+1} A^T + Q, \\ &= A^2 \Sigma_{2k|2k+1} A^{2T} + A Q A^T + Q, \end{aligned}$$

$$\begin{aligned} \Sigma_{II}^{p,\infty} &= A^2 \Sigma_{II}^{p,\infty} A^{2T} - A^2 \Sigma_{II}^{p,\infty} C^T \times \\ &\quad (C \Sigma_{II}^{p,\infty} C^T + R + S_{2b})^{-1} C \Sigma_{II}^{p,\infty} A^{2T} + \\ &\quad AQA^T + Q. \end{aligned}$$

where

$$\lim_{k \rightarrow \infty} \Sigma_{2k|2k-1} = \Sigma_{II}^{p,\infty} = \text{dare} \left(A^{2T}, C^T, AQA^T + Q, R + S_{2b} \right).$$

(v) Substitute $\Sigma_{II}^{p,\infty}$ into (19) and (20)

$$\begin{aligned} \Sigma_{II}^{p,\infty} &= \text{dare} \left(A^{2T}, C^T, AQA^T + Q, R + S_{2b} \right), \\ \Sigma_{II\text{even}}^{p,\infty} &= \Sigma_{II}^{p,\infty} - \Sigma_{II}^{p,\infty} C^T (C \Sigma_{II}^{p,\infty} C^T + R + S_b)^{-1} C \Sigma_{II}^{p,\infty}, \\ \Sigma_{II\text{odd}}^{p,\infty} &= \Sigma_{II}^{p,\infty} - \Sigma_{II}^{p,\infty} C^T (C \Sigma_{II}^{p,\infty} C^T + R + S_{2b})^{-1} C \Sigma_{II}^{p,\infty}. \end{aligned}$$

Proof for Corollary 3:

The period-two update consists of two pieces starting from the same initial data, $(\hat{x}_{2k|2k-1}, \Sigma = \Sigma_{2k|2k-1})$.

Even times – No need to keep track of this in the computation of the covariance $\Sigma_{2k+1|2k+1}$ since this is calculated based only on

$$\begin{aligned} z'_{2k} &= Cx_{2k} + v_{2k} + q_{b+r,2k}, \\ z_{2k+1} &= Cx_{2k+1} + v_{2k+1} + q_{b-r,2k+1}. \end{aligned}$$

It is, however, important for the Lyapunov computation.

Odd times – We skip over the even step and use both z'_{2k} and z_{2k+1} to update $\hat{x}_{2k|2k-1}$. Start as usual.

$$\begin{aligned} x_{2k+1} &= Ax_{2k} + Bu_{2k} + w_{2k}, \\ p_{2k+1} &= Ax_{2k} + w_{2k}, \\ z'_{2k} &= Cx_{2k} + v_{2k} + q_{b+r,2k}, \\ z_{2k+1} &= CAx_{2k} + CBu_{2k} + Cw_{2k} + v_{2k+1} + q_{b-r,2k+1}, \\ \zeta_{2k+1} &= CAx_{2k} + Cw_{2k} + v_{2k+1} + q_{b-r,2k+1} \end{aligned}$$

where denote $\zeta_{2k+1} = z_{2k+1} - CBu_{2k}$ and calculate joint conditional density,

$$\text{pdf} \left(\begin{bmatrix} p_{2k+1} \\ z'_{2k} \\ \zeta_{2k+1} \end{bmatrix} \middle| \mathcal{Z}^{2k-1} \right) = \mathcal{N} \left(\begin{bmatrix} A\hat{x}_{2k|2k-1} \\ C\hat{x}_{2k|2k-1} \\ CA\hat{x}_{2k|2k-1} \end{bmatrix}, \mathcal{M} \right),$$

$$\mathcal{M} = \begin{bmatrix} A\Sigma A^T + Q & C\Sigma A^T & A\Sigma A^T C^T + QC^T \\ C\Sigma A^T & C\Sigma C^T + R + S_{b+r} & C\Sigma A^T C^T \\ C\Sigma A^T C^T + QC^T & C\Sigma A^T C^T & C\Sigma A^T C^T + R + S_{b-r} \end{bmatrix},$$

hence,

$$\begin{aligned} \text{cov}(x_{2k+1} | \mathcal{Z}^{2k+1}) &= A\Sigma A^T + Q - [A\Sigma C^T \quad A\Sigma A^T C^T + QC^T] \times \\ &\quad \begin{bmatrix} C\Sigma C^T + R + S_{b+r} & C\Sigma A^T C^T \\ C\Sigma A^T C^T & C\Sigma A^T C^T + R + S_{b-r} \end{bmatrix}^{-1} \times \\ &\quad \begin{bmatrix} C\Sigma A^T \\ C\Sigma A^T C^T + QC^T \end{bmatrix}, \end{aligned}$$

by taking limits as

$$\lim_{k \rightarrow \infty} \Sigma_{2k|2k-1} = \Sigma_{2k+2|2k+1} = \Sigma,$$

$$\text{cov}(x_{2k+2} | \mathcal{Z}^{2k+1}) = A \times \text{cov}(x_{2k+1} | \mathcal{Z}^{2k+1}) \times A^T + Q,$$

$$\begin{aligned} \Sigma &= A^2 \Sigma A^{2T} + AQA^T + Q - [A^2 \Sigma C^T \quad A^2 \Sigma A^T C^T + AQC^T] \times \\ &\quad \begin{bmatrix} C\Sigma C^T + R + S_{b+r} & C\Sigma A^T C^T \\ C\Sigma A^T C^T & C\Sigma C^T + R + S_{b-r} \end{bmatrix}^{-1} \times \\ &\quad \begin{bmatrix} C\Sigma A^T \\ C\Sigma A^T C^T + QC^T \end{bmatrix}, \\ &= A^2 \Sigma A^{2T} + AQA^T + Q - (A^2 \Sigma [C^T \quad A^T C^T] + [0 \quad AQC^T]) \times \\ &\quad \left(\begin{bmatrix} C \\ CA \end{bmatrix} \Sigma [C^T \quad A^T C^T] + \begin{bmatrix} R + S_{b+r} & 0 \\ 0 & CQC^T + R + S_{b-r} \end{bmatrix} \right)^{-1} \times \\ &\quad \left(\begin{bmatrix} C \\ CA \end{bmatrix} \Sigma A^{2T} + \begin{bmatrix} 0 \\ CQA^T \end{bmatrix} \right). \end{aligned}$$

and we use DARE to calculate,

$$\Sigma_{III}^{p,\infty} = \text{dare} \left(A^{2T}, [C^T \quad A^T C^T], AQA^T + Q, \mathcal{G}_2, [0 \quad AQC^T], \text{eye}(n) \right),$$

and similar to proof of Corollary 2

$$\begin{aligned} \Sigma_{III\text{even}}^{p,\infty} &= \Sigma_{III}^{p,\infty} - \Sigma_{III}^{p,\infty} C^T (C \Sigma_{III}^{p,\infty} C^T + R + S_{b+r})^{-1} C \Sigma_{III}^{p,\infty}, \\ \Sigma_{III\text{odd}}^{p,\infty} &= \Sigma_{III}^{p,\infty} - \Sigma_{III}^{p,\infty} C^T (C \Sigma_{III}^{p,\infty} C^T + R + S_{b-r})^{-1} C \Sigma_{III}^{p,\infty}, \end{aligned}$$

where,

$$\mathcal{G}_2 = \begin{bmatrix} R + S_{b+r} & 0 \\ 0 & CQC^T + R + S_{b-r} \end{bmatrix}.$$

Proof for Theorem 3:

Truncate every sample to b bits, transmit

$$z_t = Cx_t + v_t + q_{b,t}.$$

Kalman filter is stationary and satisfies

$$\begin{aligned} \Sigma &= \text{dare} \left(A^T, C^T, Q, R + S_b \right), \\ L &= \Sigma - \Sigma C^T (C \Sigma C^T + R + S_b). \end{aligned}$$

Closed-loop equations

$$\begin{aligned} x_{t+1} &= Ax_t - BK\hat{x}_{t|t} + w_t, \\ \hat{x}_{t+1|t+1} &= \hat{x}_{t+1|t} + L(Cx_{t+1} + v_{t+1} + q_{b,t+1} \\ &\quad - C\hat{x}_{t+1|t}), \\ &= (A\hat{x}_{t|t} - BK\hat{x}_{t|t}) \\ &\quad + L [C(Ax_t - BK\hat{x}_{t|t} + w_t) \\ &\quad + L [v_{t+1} + q_{b,t+1} - C(A - BK)\hat{x}_{t|t}], \\ &= [(I - LC)(A - BK) - LCBK] \hat{x}_{t|t} \\ &\quad + LCAx_t + LCw_t \\ &\quad + Lv_{t+1} + Lq_{b,t+1}, \\ &= LCAx_t + [(I - LC)A - BK] \hat{x}_{t|t} \\ &\quad + LCw_t + Lv_{t+1} + Lq_{b,t+1}, \\ \begin{bmatrix} x_{t+1} \\ \hat{x}_{t+1|t+1} \end{bmatrix} &= \begin{bmatrix} A & -BK \\ LCA & (I - LC)A - BK \end{bmatrix} \begin{bmatrix} x_t \\ \hat{x}_{t|t} \end{bmatrix} \\ &\quad + \begin{bmatrix} I & 0 & 0 \\ LC & L & L \end{bmatrix} \begin{bmatrix} w_t \\ v_{t+1} \\ q_{b,t+1} \end{bmatrix}. \end{aligned}$$

Let us denote

$$A = \begin{bmatrix} A & -BK \\ LCA & (I - LC)A - BK \end{bmatrix}, \quad B = \begin{bmatrix} I & 0 & 0 \\ LC & L & L \end{bmatrix},$$

$$\mathcal{Q} = \begin{bmatrix} Q & 0 & 0 \\ 0 & R & 0 \\ 0 & 0 & S_b \end{bmatrix}, \quad \Psi_I = \text{dlyap}(\mathcal{M}_1, \mathcal{N}_1 \mathcal{P}_1 \mathcal{N}_1^T),$$

hence the performance calculation,

$$J_I = \text{trace}[Q_c \Psi_I(1, 1)] + \text{trace}[K^T R_c K \Psi_I(2, 2)],$$

where,

$$\Psi_I = \begin{bmatrix} E(x_k x_k^T) & E(x_k \hat{x}_{k|k}^T) \\ E(\hat{x}_{k|k} x_k^T) & E(\hat{x}_{k|k} \hat{x}_{k|k}^T) \end{bmatrix}.$$

Proof for Theorem 4:

Truncate y_t to b bits at even times t and then to $2b$ bits at odd times t . The quantization variances S_b and S_{2b} respectively.

Start with x_{2k-1} , $\hat{x}_{2k-1|2k-1}$ and $\Sigma_{2k|2k-1}$. Compute

$$L_{2k} = \Sigma_{2k|2k-1} C^T (C \Sigma_{2k|2k-1} C^T + R + S_b)^{-1},$$

$$L_{2k+1} = \Sigma_{2k|2k-1} C^T (C \Sigma_{2k|2k-1} C^T + R + S_{2b})^{-1}.$$

State and predictor update

$$x_{2k} = A x_{2k-1} - BK \hat{x}_{2k-1|2k-1} + w_{2k-1}.$$

$$\hat{x}_{2k|2k-1} = (A - BK) \hat{x}_{2k-1|2k-1},$$

so rearrange these equations,

$$\begin{bmatrix} \hat{x}_{2k|2k-1} \\ x_{2k} \end{bmatrix} = \begin{bmatrix} 0 & 0 & 0 & A - BK \\ 0 & 0 & A & -BK \end{bmatrix} \begin{bmatrix} x_{2k-2} \\ \hat{x}_{2k-2|2k-2} \\ x_{2k-1} \\ \hat{x}_{2k-1|2k-1} \end{bmatrix} + \begin{bmatrix} 0 \\ I \end{bmatrix} w_{2k-1}$$

Filter update with low resolution measurement, $z_{b,2k}$.

$$\hat{x}_{2k|2k} = \hat{x}_{2k|2k-1} + L_{2k}(z_{b,2k} - C \hat{x}_{2k|2k-1}),$$

rarrange the equation in matrix form,

$$\begin{bmatrix} \hat{x}_{2k|2k-1} \\ x_{2k} \\ \hat{x}_{2k|2k} \end{bmatrix} = \begin{bmatrix} I & 0 \\ 0 & I \\ (I - L_{2k}C) & L_{2k}C \end{bmatrix} \begin{bmatrix} \hat{x}_{2k|2k-1} \\ x_{2k} \end{bmatrix} + \begin{bmatrix} 0 \\ 0 \\ L_{2k} \end{bmatrix} v_{2k} + \begin{bmatrix} 0 \\ 0 \\ L_{2k} \end{bmatrix} q_{2k}.$$

Filter update with high resolution measurement,

$$z_{2k+1} = z_{b,2k} \oplus z_{2b,2k} = C x_{2k} + v_{2k} + q_{2k+1},$$

$$\hat{x}_{2k|2k+1} = \hat{x}_{2k|2k-1} + L_{2k+1}(z_{2k+1} - C \hat{x}_{2k|2k-1}),$$

$$\begin{bmatrix} x_{2k} \\ \hat{x}_{2k|2k} \\ \hat{x}_{2k|2k+1} \end{bmatrix} = \begin{bmatrix} 0 & I & 0 \\ 0 & 0 & I \\ (I - L_{2k+1}C) & L_{2k+1}C & 0 \end{bmatrix} \begin{bmatrix} \hat{x}_{2k|2k-1} \\ x_{2k} \\ \hat{x}_{2k|2k} \end{bmatrix} + \begin{bmatrix} 0 \\ 0 \\ L_{2k+1} \end{bmatrix} v_{2k} + \begin{bmatrix} 0 \\ 0 \\ L_{2k+1} \end{bmatrix} q_{2k+1}.$$

State and state estimate update.

$$x_{2k+1} = A x_{2k} - BK \hat{x}_{2k|2k} + w_{2k},$$

$$\hat{x}_{2k+1|2k+1} = A \hat{x}_{2k|2k+1} - BK \hat{x}_{2k|2k}.$$

denote,

$$\begin{bmatrix} x_{2k} \\ \hat{x}_{2k|2k} \\ x_{2k+1} \\ \hat{x}_{2k+1|2k+1} \end{bmatrix} = \begin{bmatrix} I & 0 & 0 \\ 0 & I & 0 \\ A & -BK & 0 \\ 0 & -BK & A \end{bmatrix} \begin{bmatrix} x_{2k} \\ \hat{x}_{2k|2k} \\ \hat{x}_{2k|2k+1} \end{bmatrix} + \begin{bmatrix} 0 \\ 0 \\ I \\ 0 \end{bmatrix} w_{2k}.$$

Now define

$$\lim_{k \rightarrow \infty} L_{2k} = L_{\text{even}} = \Sigma_{II}^{p,\infty} C^T (C \Sigma_{II}^{p,\infty} C^T + R + S_b)^{-1},$$

$$\lim_{k \rightarrow \infty} L_{2k+1} = L_{\text{odd}} = \Sigma_{II}^{p,\infty} C^T (C \Sigma_{II}^{p,\infty} C^T + R + S_{2b})^{-1},$$

$$F_1 = \begin{bmatrix} 0 & 0 & 0 & A - BK \\ 0 & 0 & A & -BK \end{bmatrix}, \quad F_2 = \begin{bmatrix} I & 0 \\ 0 & I \\ (I - L_{\text{even}}C) & L_{\text{even}}C \end{bmatrix},$$

$$F_3 = \begin{bmatrix} 0 & I & 0 \\ 0 & 0 & I \\ (I - L_{\text{odd}}C) & L_{\text{odd}}C & 0 \end{bmatrix}, \quad F_4 = \begin{bmatrix} I & 0 & 0 \\ 0 & I & 0 \\ A & -BK & 0 \\ 0 & -BK & A \end{bmatrix},$$

$$G_1 = \begin{bmatrix} 0 \\ I \end{bmatrix}, \quad G_2 = \begin{bmatrix} 0 \\ 0 \\ L_{\text{even}} \end{bmatrix}, \quad G_3 = \begin{bmatrix} 0 \\ 0 \\ L_{\text{odd}} \end{bmatrix}, \quad G_4 = \begin{bmatrix} 0 \\ 0 \\ I \\ 0 \end{bmatrix}$$

Then, the two-step update is described by the recursion

$$\begin{bmatrix} x_{2k} \\ \hat{x}_{2k|2k} \\ x_{2k+1} \\ \hat{x}_{2k+1|2k+1} \end{bmatrix} = \mathcal{M}_2 \begin{bmatrix} x_{2k-2} \\ \hat{x}_{2k-2|2k-2} \\ x_{2k-1} \\ \hat{x}_{2k-1|2k-1} \end{bmatrix} + \mathcal{N}_2 \begin{bmatrix} w_{2k-1} \\ w_{2k} \\ v_{2k} + q_{2k} \\ v_{2k} + q_{2k+1} \end{bmatrix},$$

with

$$\mathcal{M}_2 = F_4 F_3 F_2 F_1, \quad \mathcal{N}_2 = [F_4 F_3 F_2 G_1 \quad G_4 \quad F_4 F_3 G_2 \quad F_4 G_3].$$

Whence,

$$\Psi_{II} = E \left(\begin{bmatrix} x_{2k} \\ \hat{x}_{2k|2k} \\ x_{2k+1} \\ \hat{x}_{2k+1|2k+1} \end{bmatrix} [x_{2k}^T \quad \hat{x}_{2k|2k}^T \quad x_{2k+1}^T \quad \hat{x}_{2k+1|2k+1}^T] \right),$$

$$\Psi_{II} = \text{dlyap} \left(\mathcal{M}_2, \mathcal{N}_2 \begin{bmatrix} Q & 0 & 0 & 0 \\ 0 & Q & 0 & 0 \\ 0 & 0 & R + S_b & R + S_{2b} \\ 0 & 0 & R + S_{2b} & R + S_{2b} \end{bmatrix} \mathcal{N}_1^T \right),$$

and

$$J_{II} = \frac{1}{2} \text{trace} \{ Q_c [\Psi_{II}(1, 1) + \Psi_{II}(3, 3)] \} + \frac{1}{2} \text{trace} \{ K^T R_c K [\Psi_{II}(2, 2) + \Psi_{II}(4, 4)] \},$$

Proof for Theorem 5:

From $\Sigma = \Sigma_{2k|2k-1}$, compute the filter gains

$$\begin{aligned} L_{2k} &= \Sigma_{2k|2k-1} C^T (C \Sigma_{2k|2k-1} C^T + R + S_b)^{-1}, \\ L'_{2k} &= \Sigma_{2k|2k-1} C^T (C \Sigma_{2k|2k-1} C^T + R + S_{b+r})^{-1}, \\ \Sigma_{2k+1|2k} &= A \Sigma'_{2k|2k} A^T + Q, \\ &= A \Sigma A^T - A \Sigma C^T (C \Sigma C^T + R + S_{b+r})^{-1} C \Sigma A^T + Q, \\ L_{2k+1} &= \Sigma_{2k+1|2k} C^T (C \Sigma_{2k+1|2k} C^T + S_{b-r})^{-1}. \end{aligned}$$

and then,

$$\begin{aligned} x_{2k} &= A x_{2k-1} - BK \hat{x}_{2k-1|2k-1} + w_{2k-1}, \\ \hat{x}_{2k|2k-1} &= A \hat{x}_{2k-1|2k-1} - BK \hat{x}_{2k-1|2k-1}, \\ &= (A - BK) \hat{x}_{2k-1|2k-1}, \\ \hat{x}_{2k|2k}^1 &= (I - L_{2k} C) \hat{x}_{2k|2k-1} + L_{2k} z_{2k}^1, \\ &= (I - L_{2k} C) \hat{x}_{2k|2k-1} + L_{2k} C x_{2k} \\ &\quad + L_{2k} v_{2k} + L_{2k} q_{b,2k}, \\ \hat{x}'_{2k|2k} &= (I - L'_{2k} C) \hat{x}_{2k|2k-1} + L'_{2k} C x_{2k} \\ &\quad + L'_{2k} v_{2k} + L'_{2k} q_{b+r,2k}, \\ x_{2k+1} &= A x_{2k} - BK \hat{x}_{2k|2k}^1 + w_{2k}, \\ \hat{x}_{2k+1|2k} &= A \hat{x}'_{2k|2k} - BK \hat{x}_{2k|2k}^1, \\ \hat{x}_{2k+1|2k+1} &= (I - L_{2k+1} C) \hat{x}_{2k+1|2k} + L_{2k+1} z_{2k+1}, \\ &= (I - L_{2k+1} C) A \hat{x}'_{2k|2k} \\ &\quad - (I - L_{2k+1} C) BK \hat{x}_{2k|2k}^1 \\ &\quad + L_{2k+1} C x_{2k+1} + L_{2k+1} v_{2k+1} \\ &\quad + L_{2k+1} q_{b-r,2k+1}. \end{aligned}$$

The short sequence.

$$\begin{aligned} \begin{bmatrix} x_{2k} \\ \hat{x}_{2k|2k-1} \end{bmatrix} &= \begin{bmatrix} A & -BK & 0 & 0 \\ 0 & A - BK & 0 & 0 \end{bmatrix} \begin{bmatrix} x_{2k-1} \\ \hat{x}_{2k-1|2k-1} \\ x_{2k-2} \\ \hat{x}_{2k-2|2k-2} \end{bmatrix} \\ &\quad + \begin{bmatrix} I \\ 0 \end{bmatrix} w_{2k-1}, \\ \begin{bmatrix} x_{2k} \\ \hat{x}_{2k|2k}^1 \\ \hat{x}'_{2k|2k} \end{bmatrix} &= \begin{bmatrix} I & 0 \\ L_{2k} C & (I - L_{2k} C) \\ L'_{2k} C & (I - L'_{2k} C) \end{bmatrix} \begin{bmatrix} x_{2k} \\ \hat{x}_{2k|2k-1} \end{bmatrix} \\ &\quad + \begin{bmatrix} 0 & 0 \\ L_{2k} & 0 \\ 0 & L'_{2k} \end{bmatrix} \begin{bmatrix} v_{2k} + q_{b,2k} \\ v_{2k} + q_{b+r,2k} \end{bmatrix}, \\ \begin{bmatrix} x_{2k+1} \\ \hat{x}'_{2k|2k} \\ \hat{x}_{2k|2k}^1 \end{bmatrix} &= \begin{bmatrix} A & -BK & 0 \\ 0 & 0 & I \\ I & 0 & 0 \end{bmatrix} \begin{bmatrix} x_{2k} \\ \hat{x}_{2k|2k}^1 \\ \hat{x}'_{2k|2k} \end{bmatrix} + \begin{bmatrix} I \\ 0 \\ 0 \end{bmatrix} w_{2k}, \\ \begin{bmatrix} x_{2k+1} \\ \hat{x}_{2k+1|2k+1} \\ x_{2k} \\ \hat{x}_{2k|2k}^1 \end{bmatrix} &= \\ \begin{bmatrix} I & 0 & 0 & 0 \\ L_{2k+1} C & (I - L_{2k+1} C) A & 0 & -(I - L_{2k+1} C) BK \\ 0 & 0 & I & 0 \\ 0 & 0 & 0 & I \end{bmatrix} \times \begin{bmatrix} x_{2k+1} \\ \hat{x}'_{2k|2k} \\ x_{2k} \\ \hat{x}_{2k|2k}^1 \end{bmatrix} \\ &\quad + \begin{bmatrix} 0 \\ L_{2k+1} \\ 0 \\ 0 \end{bmatrix} (v_{2k+1} + q_{b-r,2k+1}), \end{aligned}$$

denote

$$\begin{aligned} \lim_{k \rightarrow \infty} L_{2k} &= L_{\text{even}} = \Sigma^{p,\infty} C^T (C \Sigma^{p,\infty} C^T + R + S_b)^{-1}, \\ \lim_{k \rightarrow \infty} L'_{2k} &= L_{\text{odd1}} = \Sigma^{p,\infty} C^T (C \Sigma^{p,\infty} C^T + R + S_{b+r})^{-1}, \\ \lim_{k \rightarrow \infty} L_{2k+1} &= L_{\text{odd2}} = \Sigma^{p,\infty} C^T (C \Sigma^{p,\infty} C^T + R + S_{b-r})^{-1}, \\ F_1 &= \begin{bmatrix} A & -BK & 0 & 0 \\ 0 & A - BK & 0 & 0 \end{bmatrix}, \quad G_1 = \begin{bmatrix} I \\ 0 \end{bmatrix}, \\ F_2 &= \begin{bmatrix} I & 0 \\ L_{\text{even}} C & (I - L_{\text{even}} C) \\ L_{\text{odd1}} C & (I - L_{\text{odd1}} C) \end{bmatrix}, \quad G_2 = \begin{bmatrix} 0 & 0 \\ L_{\text{even}} & 0 \\ 0 & L_{\text{odd1}} \end{bmatrix}, \\ F_3 &= \begin{bmatrix} A & -BK & 0 \\ 0 & 0 & I \\ I & 0 & 0 \\ 0 & I & 0 \end{bmatrix}, \quad G_3 = \begin{bmatrix} I \\ 0 \\ 0 \end{bmatrix}, \quad G_4 = \begin{bmatrix} 0 \\ L_{\text{odd2}} \\ 0 \\ 0 \end{bmatrix}, \\ F_4 &= \begin{bmatrix} I & 0 & 0 & 0 \\ L_{\text{odd2}} C & (I - L_{\text{odd2}} C) A & 0 & -(I - L_{\text{odd2}} C) BK \\ 0 & 0 & I & 0 \\ 0 & 0 & 0 & I \end{bmatrix}. \end{aligned}$$

Then, the two-step update is described by

$$\begin{bmatrix} x_{2k+1} \\ \hat{x}_{2k+1|2k+1} \\ x_{2k} \\ \hat{x}_{2k|2k}^1 \end{bmatrix} = \mathcal{M}_3 \begin{bmatrix} x_{2k-1} \\ \hat{x}_{2k-1|2k-1} \\ x_{2k-1} \\ \hat{x}_{2k-2|2k-2}^1 \end{bmatrix} + \mathcal{N}_3 \begin{bmatrix} w_{2k-1} \\ w_{2k} \\ v_{2k} + q_{b,2k} \\ v_{2k} + q_{b+r,2k} \\ v_{2k+1} + q_{b-r,2k+1} \end{bmatrix},$$

with

$$\begin{aligned} \mathcal{M}_3 &= F_4 F_3 F_2 F_1, \\ \mathcal{N}_3 &= [F_4 F_3 F_2 G_1 \quad F_4 G_3 \quad F_4 F_3 G_2 \quad G_4], \end{aligned}$$

$$\Psi_{III} = E \left(\begin{bmatrix} x_{2k+1} \\ \hat{x}_{2k+1|2k+1} \\ x_{2k} \\ \hat{x}_{2k|2k}^1 \end{bmatrix} \begin{bmatrix} x_{2k+1}^T & \hat{x}_{2k+1|2k+1}^T & x_{2k}^T & \hat{x}_{2k|2k}^{1T} \end{bmatrix} \right),$$

$$\Psi_{III} = \text{dlyap}(\mathcal{M}_3, \mathcal{N}_3 \mathcal{P}_3 \mathcal{N}_3^T),$$

$$\mathcal{P}_3 = \begin{bmatrix} Q & 0 & 0 & 0 & 0 \\ 0 & Q & 0 & 0 & 0 \\ 0 & 0 & R + S_b & R + S_{b+r} & 0 \\ 0 & 0 & R + S_{b+r} & R + S_{b+r} & 0 \\ 0 & 0 & 0 & 0 & R + S_{b-r} \end{bmatrix},$$

$$\begin{aligned} J_{III} &= \frac{1}{2} \text{trace} \{ Q_c [\Psi_{III}(1, 1) + \Psi_{III}(3, 3)] \} + \\ &\quad \frac{1}{2} \text{trace} \{ K^T R_c K [\Psi_{III}(2, 2) + \Psi_{III}(4, 4)] \}. \end{aligned}$$

Proof for Theorem 8:

Suppose $\Pr(|z_k| > \zeta) = \beta$, then $\Pr(|z_k| < \zeta) = 1 - \beta$, for $t = 1, 2, \dots$ and assuming the events to be independent,

$$\Pr[(|z_1| < \zeta) \cap (|z_2| < \zeta) \dots \cap (|z_N| < \zeta)] = (1 - \beta)^N.$$

The probability that the process escapes at time T is computed as $(1 - \beta)^{T-1}\beta$ and the expected time is

$$\begin{aligned} E[\tau_{esc}] &= \beta + 2(1 - \beta)\beta + 3(1 - \beta)^2\beta + 4(1 - \beta)^3\beta + \dots, \\ &= \beta[1 + 2(1 - \beta) + 3(1 - \beta)^2 + 4(1 - \beta)^3 + \dots], \\ &= \beta \frac{d}{d\beta} \left[\frac{-1}{1 - (1 - \beta)} \right], \\ &= \beta \frac{d}{d\beta} \left[\frac{-1}{\beta} \right], \\ &= \frac{1}{\beta}. \end{aligned}$$

REFERENCES

- [1] R. E. Curry, *Estimation and Control with Quantized Measurements*, ser. Research Monograph. Cambridge MA: MIT Press, 1970, vol. 60.
- [2] V. S. Borkar and S. K. Mitter, "Lqg control with communication constraints," in *Communications, Computation, Control, and Signal Processing*. Springer, 1997, pp. 365–373.
- [3] R. Gray, "Vector quantization," *IEEE Assp Magazine*, vol. 1, no. 2, pp. 4–29, 1984.
- [4] C.-C. Huang, B. Amini, and R. R. Bitmead, "Predictive coding and control," *IEEE Transactions on Control of Network Systems*, vol. 6, no. 2, pp. 906–918, 2018.
- [5] M. Fu, "Lack of separation principle for quantized linear quadratic gaussian control," *IEEE Transactions on Automatic Control*, vol. 57, no. 9, pp. 2385–2390, 2012.
- [6] T. Fischer, "Optimal quantized control," *IEEE Transactions on Automatic Control*, vol. 27, no. 4, pp. 996–998, 1982.
- [7] G. N. Nair and R. J. Evans, "Stabilizability of stochastic linear systems with finite feedback data rates," *SIAM Journal on Control and Optimization*, vol. 43, no. 2, pp. 413–436, 2004.
- [8] V. Gupta, A. F. Dana, R. M. Murray, and B. Hassibi, "On the effect of quantization on performance at high rates," in *American Control Conference, 2006*. IEEE, 2006, pp. 6–pp.
- [9] J. A. Fulton, R. R. Bitmead, and R. C. Williamson, "Sampling rate versus quantisation in speech coders," *Signal processing*, vol. 56, no. 3, pp. 209–218, 1997.
- [10] V. Kostina and B. Hassibi, "Rate-cost tradeoffs in control," *IEEE Transactions on Automatic Control*, vol. 64, no. 11, pp. 4525–4540, 2019.
- [11] B. Widrow and I. Kollár, *Quantization Noise: Roundoff Error in Digital Computation, Signal Processing, Control, and Communications*. Cambridge Univ. Press, 2008.
- [12] R. M. Gray and T. G. Stockham, "Dithered quantizers," *IEEE Transactions on Information Theory*, vol. 39, no. 3, pp. 805–812, 1993.
- [13] G. C. Goodwin, M. E. C. Garrido, A. Feuer, and D. Q. Mayne, "On the use of one bit quantizers in networked control," *Automatica*, vol. 50, no. 4, pp. 1122–1127, 2014.
- [14] M. G. Cea, G. Goodwin, A. Feuer, and D. Q. Mayne, "On the control rate versus quantizer-resolution trade off in networked control," *IFAC Proceedings Volumes*, vol. 47, no. 3, pp. 10343–10348, 2014.
- [15] B. Anderson and J. Moore, *Optimal Filtering*, ser. Dover Books on Electrical Engineering. Mineola NY: Dover Publications, 2012. [Online]. Available: <https://books.google.com/books?id=iYMqLQp49UMC>
- [16] P. E. Caines, *Linear stochastic systems*. SIAM, 2018, vol. 77.
- [17] T. Söderström, *Discrete-time stochastic systems: estimation and control*. Springer Science & Business Media, 2012.
- [18] B. D. Anderson and J. B. Moore, "Optimal filtering," *Englewood Cliffs*, vol. 21, pp. 22–95, 1979.