

XBlock-EOS: Extracting and Exploring Blockchain Data From EOSIO

Weilin Zheng*, Zibin Zheng*, Hong-Ning Dai[†], Xu Chen*, Peilin Zheng*

*School of Data and Computer Science, Sun Yat-sen University, Guangzhou, China

[†]Faculty of Information Technology, Macau University of Science and Technology, Macau

Emails: {zhengwlin, chenx397, zhengpl3}@mail2.sysu.edu.cn, zhizbin@mail.sysu.edu.cn, hndai@ieee.org

Abstract—Blockchain-based cryptocurrencies and applications have flourished the blockchain research community. Massive data generated from diverse blockchain systems bring not only huge business values and but also technical challenges in data analytics of heterogeneous blockchain data. Different from Bitcoin and Ethereum, EOSIO has richer diversity and higher volume of blockchain data due to its unique architectural design in resource management, consensus scheme and high throughput. Despite its popularity (e.g., 89,800,000 blocks generated till Nov. 14, 2019 since its launching in June 8, 2018), few studies have been made on data analysis of EOSIO. To fill this gap, we collect and process the up-to-date on-chain data from EOSIO. We name these well-processed EOSIO datasets as XBlock-EOS, which consists of 7 well-processed datasets: 1) Block, Transaction and Action, 2) Internal and External EOS Transfer Action, 3) Contract Information, 4) Contract Invocation, 5) Token Action, 6) Account Creation, 7) Resource Management. It is challenging to process and analyze high volume of raw EOSIO data and establish the mapping from original raw data to the fine-grained datasets since it requires substantial efforts in exacting various types of data as well as sophisticated knowledge on software engineering and data analytics. Meanwhile, we present statistics and exploration on these datasets. Moreover, we also outline the possible research opportunities based on XBlock-EOS.

Index Terms—EOSIO; Blockchain; Smart Contract; Big Data; Data Acquisition; Data Analysis

I. INTRODUCTION

With the growing prosperity of cryptocurrencies like Bitcoin [1], blockchain has attracted extensive attention from both academia and industry in recent years. Substantial efforts have been made on the permission-less blockchain systems recently [2], consequently leading to the proliferation of diverse blockchain systems, such as Ethereum [3] and EOSIO [4]. In a permission-less blockchain system, each peer interacts with a public ledger, which is traceable while tamper-resistant and censorship-resistant. Compared with the traditional Proof of Work (PoW)-based blockchain systems (such as Bitcoin and Ethereum), which are limited by low throughput, EOSIO attempts to offer high throughput with a novel architectural design and Delegated Proof of Stake (DPoS) consensus.

Meanwhile, the prosperous development of permission-less blockchain systems has also led to the generation of massive data. For example, the volume of Bitcoin data has reached 268GB on March 19, 2020 according to the statistics of *BlockChair*¹. Meanwhile, according to *Etherscan*², there

are more than 16,000,000 smart contracts (including about 230,000 ERC20 token contracts) are deployed in Ethereum. Regarding EOSIO, the number of transactions of EOSIO has reached 2.8 billion according to the statistics of *eosflare.io*³, far exceeding those of Bitcoin and Ethereum. Moreover, the architectural design of EOSIO is significantly different from that of Bitcoin and Ethereum, in aspects of the resource management model and consensus mechanism [5]. EOSIO can essentially provide researchers with more diverse types of data than Bitcoin and Ethereum. However, there are few studies on EOSIO data. Therefore, we focus in EOSIO in this paper.

The massive data on blockchain has brought huge business values and great opportunities [6] to the researchers due to openness, decentralization and temper-resistance [7]. In the past, because of the privacy and ownership concerns, the real business trading data is usually not open to the researchers, severely hampering related research efforts. However, the data on any permission-less blockchain systems are all publicly available to anyone. Meanwhile, the blockchain data can be accessed almost everywhere through the interconnected peer-to-peer network. In addition to the trading (transaction) data, many blockchain systems, like Ethereum and EOSIO, also contain both smart contracts and cryptocurrencies (tokens). Big data analysis on massive blockchain data cannot only bring huge business values but also promote the development of blockchain. For example, blockchain data analysis can be used for price speculation detection, transaction fraud detection and smart contract vulnerability detection, consequently improve the security and supervision of blockchains.

At present, the existing studies mainly focus on the data analysis of Bitcoin and Ethereum [8]–[13] while few studies concentrate on EOSIO data analysis. Different from Bitcoin and Ethereum, EOSIO has richer and more diversity of blockchain data mainly due to its unique architecture design in resource management and DPoS consensus scheme. The massive volume of heterogeneous EOSIO data not only brings opportunities but also challenges in data analysis. It is challenging to analyze EOSIO data due to the following difficulties. (1) **Difficulty in data synchronization.** Although the main network (a.k.a. mainnet) of EOSIO has been launched online for less than two years, EOSIO has generated massive volume data mainly due to the high transaction throughput

¹<https://blockchair.com/bitcoin>

²<https://etherscan.io/>

³<https://eosflare.io/>

(i.e., a block is generated every 0.5 seconds) thanks to its highly-efficient architectural design. It will take a long time for a newly-joined peer to fully download (or synchronize) the entire EOSIO blockchain data. For example, it takes more than one month and over 500GB storage space to fully synchronize only *entire block data* at a new-joined peer. Furthermore, it will take longer and require more storage space to collect other EOSIO data such as the traces and receipts of the transactions. The high requirements (in computing, networking and storage) for data synchronization hinder the efficient analysis of EOSIO data. **(2) Absence of general data extraction tools for EOSIO.** Although several blockchain websites provide partial (incomplete) EOSIO data, their data extraction tools are generally closed source. Developers cannot design and build their own data extraction tools based on closed source web tools. In addition, these websites generally provide users (even for paid users) with only limited HTTP/HTTPS interfaces to obtain partial EOSIO data. Data acquisition through these websites is slow and incomplete, which seriously impedes the progress of conducting research on EOSIO blockchain. **(3) Absence of comprehensive data exploration tools for EOSIO.** Although there are a number of studies on data analysis of Bitcoin and Ethereum, including contract security analysis [14], [15], resource management analysis [16], [17], there are few studies on EOSIO. As far as we know, only two most recent studies [18], [19] attempted to analyze EOSIO data, while they only analyze partial EOSIO data (e.g., characterizing the activities in EOSIO [18] and detecting fake-transfer vulnerabilities of smart contracts of EOSIO [19]). To the best of our knowledge, there is no work on comprehensive analysis of entire EOSIO data from various data types. **(4) Difficulty in data extraction and data processing.** EOSIO contains massive heterogeneous data with various types and different data structures (e.g., structural, non-structural data as well as byte code). Moreover, EOSIO has much higher volume of blockchain data than other representative blockchains (such as Bitcoin and Ethereum). The massive volume of EOSIO data also brings challenges in processing data.

To address the above challenges, we introduce a blockchain data analytics framework namely eXplore Blockchain EOS (XBlock-EOS) to extract and explore EOSIO data. In particular, we collected raw data consisting of 89,800,000 blocks of EOSIO data from June 8th, 2018 (i.e., the launching date of the mainnet of EOSIO) to Nov. 14th, 2019. The collected raw data includes three types of blockchain data: *blocks*, *transaction receipts*, and *action traces*. Since it is difficult to analyze the raw blockchain data, we process and classify the collected EOSIO data into seven datasets: (1) *Block, Transaction and Action*, (2) *Internal and External EOS Transfer Action*, (3) *Contract Information*, (4) *Contract Invocation*, (5) *Token Action*, (6) *Account Creation*, (7) *Resource Management*. It is non-trivial to process such high volume of raw EOSIO data and establish the mapping from original raw datasets to seven fine-grained datasets since it requires substantial efforts in exacting various types of data as well as sophisticated knowledge on software engineering and data analytics. We also conduct statistical

analysis on the seven well-processed datasets. In addition, we also discuss the emerging applications enabled by XBlock-EOS.

In summary, we highlight the major contributions of this paper as follows:

- The XBlock-EOS data contains the comprehensive on-chain data in contrast to prior studies only provide partial EOSIO data. In particular, it includes blockchain data, smart contract data, cryptocurrency data, account creation data and resource management data. Moreover, the well-processed datasets can be easily used for data exploration and in-depth data analysis. Furthermore, XBlock-EOS data⁴ periodically keeps updating raw datasets as well as processed datasets, all of which have been synchronized with the EOSIO mainnet.
- The XBlock-EOS framework also provides necessary statistics and exploration functions to analyze blockchain datasets. This paper also outlines the research opportunities brought by XBlock-EOS. In particular, we discuss the applications of XBlock-EOS in aspects of blockchain system analysis, smart contract analysis and cryptocurrency analysis.
- To the best of our knowledge, Xblock-EOS is the first framework to provide such comprehensive EOSIO raw data and well-processed EOSIO datasets. The joint analysis of EOSIO data with other blockchain data (such as Ethereum dataset as given in XBlock-ETH [20]) can further advance data analysis of blockchain systems and promote the benign development of blockchain.

The remainder of this paper is organized as follows. Section II first gives an overview of EOSIO, highlighting its differences from other permission-less blockchain systems. Section III then presents raw data acquisition from EOSIO, while Section IV presents an statistical analysis on seven refined datasets. Section V discusses the applications of XBlock-EOS data and Section VI investigates the related work about XBlock-EOS. Finally, we provide a summary of this paper in Section VII.

II. BACKGROUND

Figure 1 presents an overview of EOSIO blockchain, which consists of four layers from bottom to top: *peers*, *blockchain*, *smart contract* and *token*. We next review basic concepts of each layer of EOSIO.

A. Peer and Blockchain

In short, a blockchain system is essentially a distributed ledger with a chain-like data structure consisting of a number of connected blocks. Transactions are packaged into blocks, each of which has been confirmed by the entire network through a consensus protocol in a period of time. Unlike Bitcoin and Ethereum, EOSIO uses Delegated Proof-of-Stake [21] instead of Proof-of-Work or Proof-of-Stake [22] as its consensus mechanism. In DPoS of EOSIO, only 21

⁴<http://xblock.pro/dataset>

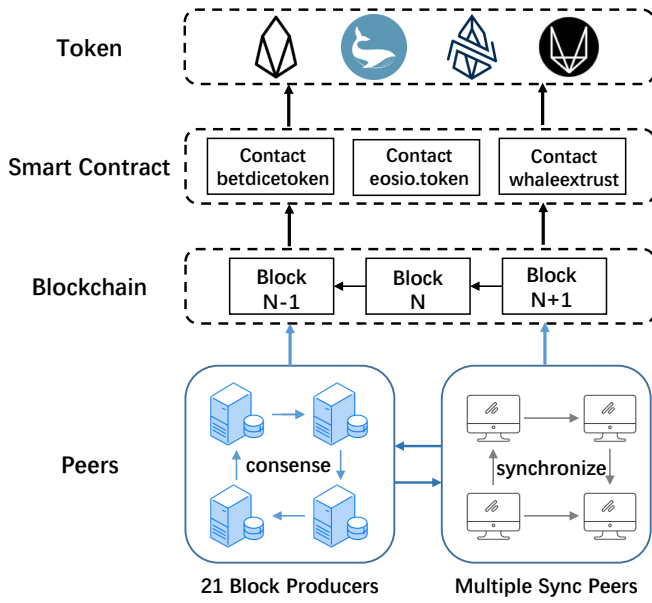


Fig. 1. Overview of EOSIO Blockchain

block producers (consensus peers) can produce blocks and verify transactions while other sync peers only synchronize the blockchain data. In contrast, any miners in Ethereum and Bitcoin have the opportunity to undertake this work. Once the new block has been confirmed by most peers, i.e., 14 ($= 2/3 \times 21$) consensus peers in the EOSIO network, it is considered as completed. In other words, the EOSIO blockchain enhances the reliability of transaction data by copying calculation and storage across multiple peers.

Due to the integrity of the blockchain data in each permission-less peer, researchers can obtain the entire blockchain data by connecting a new peer to the blockchain network. Blockchain data essentially save all operations performed by real-world users on the blockchain network, thereby containing substantial business value. For example, a transaction is essentially an operation performed by different business parties. Therefore, a transaction may imply a potential interest relationship between any two persons or entities. Big data analysis on blockchain can help understand user behavior in real-world economic systems. Moreover, the rapid technical development of blockchain systems has boosted the growing number of blockchain users as well as transactions, consequently leading to a massive growth of blockchain data. In particular, EOSIO that generates a block every 0.5 seconds on average has much higher transaction throughput per second (tps) than Bitcoin and Ethereum. Therefore, EOSIO has much faster data growth rate than Bitcoin and Ethereum. The analysis on such massive data is challenging while it also brings huge business values via EOSIO data analysis.

B. Smart Contract

Smart contract, as a promising technology aimed to reshape the modern industry, was proposed earlier than blockchain [23]. However, it was not well developed until the advent

of Ethereum (i.e., the first Turing-complete blockchain smart contract platform), in which smart contract really plays its role of assuring trustworthy transactions between any two parties without an third party's intervention. Blockchain-based smart contracts are essentially computer programs, in which execution states are stored on blockchain. The blockchain transactions represent the deployment or invocation of smart contracts, triggering updates to the state of blockchain. Blockchain guarantees the reliability of smart contracts by replicating the computation of smart contracts at the peers in the network.

Currently, most blockchain systems have enabled smart contracts. For example, the Bitcoin system enables users to runs a simple script program during transaction execution, which can be regarded as one of the simplest smart contracts. However, Bitcoin scripts that are not Turing-complete cannot support complex logic. In contrast, the prosperous blockchain systems, such as Ethereum and EOSIO, can well support Turing-complete smart contracts. Smart contracts run in an environment called a blockchain virtual machine. In particular, in Ethereum, smart contracts run in the Ethereum virtual machine (EVM), while EOSIO smart contracts run in the WebAssembly-based EOS virtual machine (EOSVM). In order to solve *halting problem* [24], Ethereum introduced a *gas mechanism* to prevents the malicious behavior of a smart contract, such as an infinite loop. Miners in Ethereum uses *Gas* as a unit to measure the computation of each operation (instruction) of the smart contract since *Gas* is a scarce resource that is acquired by cryptocurrency purchase.

Unlike many public blockchain systems with gas mechanism, EOSIO solves *halting problem* by limiting the RAM, CPU, and Network (NET) resources of smart contracts. All the three resources can be obtained only after users mortgage some EOS. Among them, RAM is used to limit the storage of the contract while it is an unrecoverable resource. In other words, the proportion of RAM consumption only depends on how much data is stored. Contracts (or users) can delete the stored data to reclaim RAM, and sell RAM for EOS. CPU and NET limit the computation and the network transmission of the contract, respectively. They are recoverable resources and can be recovered after 24 hours when exhaustion. Users can redeem the mortgaged CPU and NET at any time and receive the corresponding EOS tokens after three days. Consequently, EOSIO is regarded as a free blockchain platform for users, and many DApps in EOSIO are willing to provide users with these resources.

C. Tokens and clients

Since Ethereum introduced the standard token protocol (also known as a template) in two smart contracts: *ERC20* [25] and *ERC721* [26], *Initial Coin Offering (ICO)* [27] has swept the entire cryptocurrency ecosystem. The emergence of ICO has greatly enriched the ecosystem of permission-less blockchain, making blockchain system a more flexible distributed financial system. EOSIO has no exception, and a standard token token protocol was introduced at the beginning of its launch. EOS, as one of the most representative tokens in EOSIO, has been

used for daily operations, such as transferring, leasing, creating an account, buying RAM, staking CPU, and staking NET. In addition, as shown in the top layer of Figure 1, there are three other more well-known tokens WAL⁵, NUT⁶, VTX⁷. Everyone can publish a standard token contract in EOSIO to create and issue tokens. After that, any other users and smart contracts can send or receive tokens without a third-party. In Section IV-E, we will explore the data of tokens in EOSIO.

EOSIO allows any computers that meet the requirement of the protocol like peer-to-peer (p2p) protocols to join the network. The official EOSIO development team provides an EOSIO client called `Nodeos`. Anyone using `Nodeos` can join the network. `Nodeos` provides a standard JSON-RPC interface through `eosio::http_plugin`⁸ and `eosio::chain_plugin`⁸ for users to interact with the EOSIO blockchain. Moreover, the official EOSIO development team also develops a tool named `Cleos`, which is a command line tool that interfaces with the API exposed by `Nodeos`. Through the interfaces and tool, users can obtain block data from EOSIO. However, in order to obtain the receipts and traces data, it is necessary to replay all transactions and store the generated receipts and traces in memory through `history_plugin`⁸. Since EOSIO produces one block every 0.5 seconds, its total transaction volume is much higher than that of Ethereum. Replaying such a large number of transactions takes a long time and consumes a lot of memory. EOSIO development team develops `state_history_plugin`⁸ and `mongo_db_plugin`⁸, which can cache receipts and traces into database engine, such as PostgreSQL and MongoDB. These plugins do not require a lot of memory, but make transaction replay slower because it takes extra time to insert traces and receipts into the database engines. *To overcome these challenges, we developed our own plugin, which is suitable for our data acquisition and exploration. We will show more detail about data acquisition of blockchain data in Section III.*

III. RAW DATA EXTRACTION FROM EOSIO

This section describes the process of obtaining raw data from the EOSIO blockchain. Figure 2 illustrates the typical EOSIO transaction execution flow, from block N to block $N + 1$, with the EOSVM of the blockchain peer in the middle. During this procedure, we collect three types of raw blockchain data: Blocks, Transaction receipts, and Action traces. We next describe the details on the composition and acquisition of each kind of raw data.

A. Blocks

Block data is directly stored in EOSIO blockchain. Each block mainly consists of two elements:

- **Block Header:** Block header consists of some basic information of a block, including the block producer, timestamp, transaction root, etc.

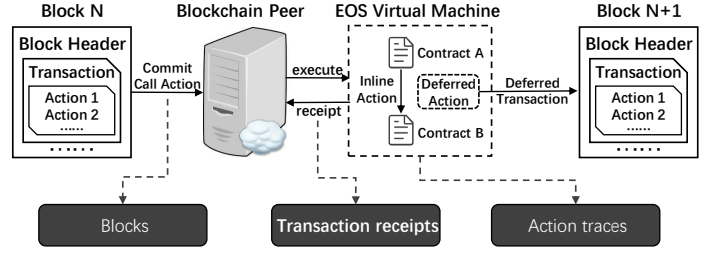


Fig. 2. Raw data collection during EOSIO transaction flow

- **Transactions and Actions:** Transactions construct the body of the block and each transaction consists of one or multiple actions. Each action represents a call to a smart contract, mainly including the following fields: account (contract name), name (contract function name), data (function parameter), authorizations (authorizers).

It is worth noting that EOSIO's actions can be mainly categorized into three types: *calling action*, *inline action*, and *deferred action* [28]. A *calling action* represents that a users' call to a contract and an *inline action* represents the call within the contracts or between the contracts. An *inline action* is generally triggered by a *calling action* and is completed in the same transaction (block). Failure of either *inline action* or *calling action* will cause the transaction to fail. A *deferred action* is used to initiate a deferred transaction (generally packaged in a transaction of a block in the future), and its execution result does not affect the original transaction. It is important to note that only *calling action* and *deferred action* are explicitly packaged into a transaction in a block.

At present, the EOSIO development team provides users with `Nodeos` to synchronize data on the mainnet (the main network of EOSIO). There are two major manners to synchronize data: 1) starting `Nodeos` from the genesis block, and 2) downloading the blocks from some EOSIO backup service provider such as EOS Amsterdam⁹, and starting `Nodeos` from the specified block. In order to obtain the data faster, we adopt the second method. By activating the `chain_plugin` and `http_plugin`, users can obtain each block through the RPC interface of `Nodeos`. However, the block data only contains the partial information about *calling action* and *deferred action*, which is not enough to comprehensively analyze blockchain users. In addition, through these block data, we cannot obtain the resource consumption of the transaction (e.g., RAM) and the details of the transaction execution (e.g., what errors occurred and which other contracts were called during the transaction execution process).

B. Action traces

Action trace data is essentially the detailed run-time data of each action that was generated in EOSVM (e.g., calls within and between the contracts, transferring EOS tokens from a contract to others). With action trace data, we can collect the detailed information about the inline actions and deferred

⁵<https://www.whaleex.com/>

⁶<https://eosdt.com/>

⁷<https://volentix.io/>

⁸<https://eosio.github.io/eos/latest/nodeos/plugins/index>

⁹<https://snapshots.eosamsterdam.net/>

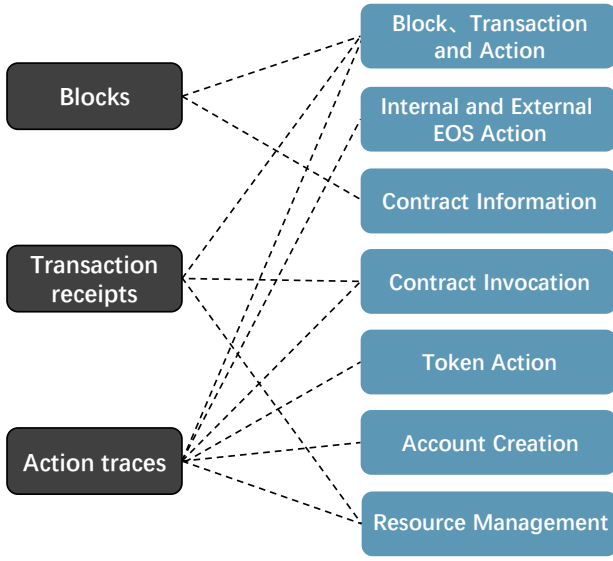


Fig. 3. Mapping from raw data to seven datasets

actions (transactions). Combined with the information of the block data, we can collect the complete information about a transaction, such as which contracts and which functions are called, whether it is a deferred transaction, etc.

Action trace data cannot be obtained or observed from the block data, but can be recorded during the transaction execution. Therefore, we need to replay all transactions and collect all action traces in this procedure. The EOSIO development team provides `history_plugin` to cache the generated traces in memory. `history_plugin` supports extremely fast querying of traces, but it also consumes huge memory due to the huge transaction volume of EOSIO. At present, almost all EOSIO full peers have closed this plugin. To address this problem, the development team develops `state_history_plugin` and `mongo_db_plugin`, which insert the traces into database engine, such as PostgreSQL and MongoDB. These plugins aim to reduce the memory requirement and support the convenient and fast query of traces. However, these plugins would also slow down the replay procedure, because it takes extra time to insert the traces into the database engines.

The above plugins mainly focus on fast and convenient query of trace data. Collecting traces with these plugins often requires more time and memory. To fill this gap, we have developed a new plugin called `history_file_plugin` to support the rapid collection of data for subsequent processing and analysis in our Xblock-EOS. This plugin supports directly saving traces as multiple files in JSON format, so its collection speed is much faster than other plugins. Meanwhile, `history_file_plugin` supports the collection of traces for specific block intervals. Our `history_file_plugin` that can better meet the needs of fast data collection is more suitable for data collectors.

C. Transaction receipts

In EOSIO blockchain, transaction receipts are generated after transactions are executed, which can be read by external clients or persons, but cannot be obtained by the internal EOSVM. The transaction receipt records the execution of a transaction. More importantly, it contains resource consumption information for a transaction. Since EOSIO's resource management model is significantly different from other blockchains, it is necessary to collect transaction receipts and analyze user (transaction) resource usage. It can help us better understand the user and contract resource usage characteristics in EOSIO and the resource ecology of the EOSIO blockchain.

The collection of transaction receipts is similar to the collection of action traces. By activating `history_file_plugin`, `Nodeos` can save the receipts of all transactions in a certain block interval as JSON format files. We then quickly screened out the useful information from these files.

In short, there are three kinds of raw blockchain data that can be obtained from EOSIO: Blocks, Action traces, Transaction receipts. However, due to the massive volume and redundant information of the raw blockchain data, it is very difficult to analyze them directly. Consequently, data processing is necessary to simplify data representation and fasten data analysis for the further research.

IV. DATA EXPLORATION OF EOSIO

In this section, we process the obtained raw data from EOSIO and divide the raw data into seven datasets: (1) Block, Transaction and Action, (2) Internal and External EOS Transfer Action, (3) Contract Information, (4) Contract Invocation, (5) Token Action, (6) Account Creation, (7) Resource Management. Figure 3 shows the categorical relationship from the raw data to the seven datasets. We can observe that *Action traces* have been the most widely used in data processing. Next, we will introduce how these seven datasets are generated, and show some statistics and observations about the datasets.

A. Dataset 1: Block, Transaction and Action

In order to investigate the basic statistic information of EOSIO, we extract the blocks, intra-block transactions and intra-transaction actions from EOSIO. In particular, there are 89,800,000 blocks, 2,533,292,528 transactions and 2,916,530,553 actions (exclude inline actions). We also calculate the average CPU and NET usage of every block according to the `cpu_usage_us` and `net_usage_words` of the transactions. Moreover, we count the information of block producers to measure the degree of decentralization of EOSIO.

As shown in Table I, there are only 63 unique block producers who however have generated 89,800,000 blocks. In contrast to Ethereum, there are 5,122 unique miner addresses generating 8,100,000 blocks [20]. It implies that EOSIO does not have strong decentralization like Ethereum since few producers generate most of blocks. Figure 4(a) shows the word cloud statistics of account names of block producers in EOSIO. The result shows that several accounts almost dominate block production. These accounts have essentially

TABLE I
STATISTICS OF DATASET 1

Statistics	Values
No. of Blocks	89,800,000
No. of Transactions	2,533,292,528
No. of Deferred transactions	357,455,192
No. of Actions (exclude inline action)	2,916,530,553
No. of Block producers	63
Mean of Transaction Counts per Block	28.21

been controlled by some exchanges, such as *eosuobipool*¹⁰, *zbeosbp11111*¹¹, *bitfinexeos1*¹².

As shown in Table I, the average number of transaction counts per block is 28.21. In other words, the average transaction throughput of EOSIO is 56.42 since EOSIO produces a block every 0.5 seconds (i.e., $\text{tps} = 28.21/0.5 = 56.42$). When the network is active, as shown in Figure 4(c) (when blocks reaching 10,900,000 or 87,700,000), the throughput can reach about 120 ($= \frac{6^{10}}{10^6 \times 0.5}$) transactions per second. It show that EOSIO does achieve significant performance improvement compared with Bitcoin and Ethereum. However, EOSIO still has a long way to go to reach its goal of million-level tps.

In EOSIO, an operation that a user interacts with the blockchain is represented as an action, and a transaction can contain one or multiple actions. Figure 4(b) plots the count of actions (represented by the red curve) and the count of transactions (represented by the blue curve). It is shown in Figure 4(b) that, most of the time, the count of actions is quite close to the count of transactions (i.e., the count of actions is only slightly higher that of transactions), implying that every transaction nearly contains only one action. In addition, when blocks reaching 87,600,000, the count of actions surges, which was caused by an EIDOS *airdrop*. Anyone can transfer any amount of EOS to the contract *eidosonecoin*, and then receive the same amount of EOS and some EIDOS from *eidosonecoin*. The amount of EIDOS obtained depends on the count of EOS transfer actions but has nothing to do with the amount of EOS that be transferred. Therefore, in order to gain more EIDOS, many users include a number of transfer actions of 0.0001 EOS to *eidosonecoin* into a transaction.

EOSIO introduces a delayed communication mode to support users initiating a transaction to be executed in the future. As show in Table I, there are 357,455,192 deferred transactions, accounting for about 1/7 of the total transactions. Meanwhile, as shown in Figure 4(c), when blocks reaching 35,900,000, the count of deferred transactions count is close to 1/2 of that of total transactions. This shows that deferred transactions are also a daily requirement for users to interact with the EOSIO blockchain. For example, the system contract *eosio.system* in EOSIO will trigger a delayed transaction

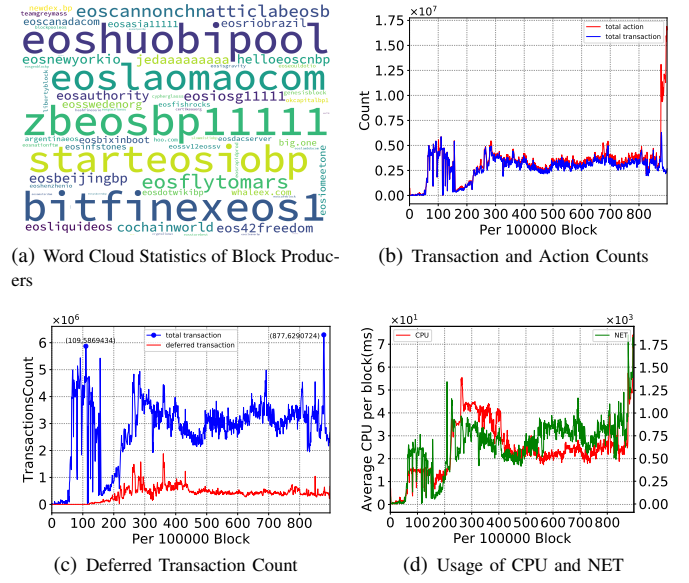


Fig. 4. Statistics of Dataset 1 (better viewed in color)

refund after the user redeem their mortgaged CPU or NET resources. The *refund* transaction will return the corresponding EOS to the user after three days.

CPU and NET are necessary resources for transaction execution in EOSIO. CPU is used for computation, and NET is used for network transmission between block producers. Figure 4(d) shows the statistics of average block CPU and NET usage versus block count. We observe that both CPU usage and NET usage have the similar trend to that of the count of transactions (as shown in Figure 4(b)). It is because the transactions count can directly affect both CPU and NET usage. However, we can see that the changing amplitude of CPU usage is different from that of NET usage at some moments. For exmaple, the increment of CPU usage is higher than that of NET usage when blocks falling into range from 23,000,00 to 43,000,000. This is due to the increment in deferred transactions as shown in Figure 4(c). Generally, a deferred transaction is triggered by another original transaction. When the block producers receive the original transaction, they can generate the content of the deferred transaction during the execution process and saved them locally for future execution. Therefore, deferred transactions require almost no NET resources, whose contents rarely need to be transmitted over the network.

B. Dataset 2: Internal and External EOS Transfer Action

EOS, as the most representative cryptocurrency of EOSIO, was created and issued by the contract account *eosio.token* when the EOSIO mainnet was launched. In EOSIO, EOS transfers can be divided into *external* transfers and *internal* transfers. In general, an external transfer action represents a direct transfer from users to users (or users to contracts), which is recorded in the transaction of the block. The internal transfer action is essentially an inline action, which is triggered by an-

¹⁰<https://www.huobi.io/en-us/>

¹¹<https://www.zb.com/en/>

¹²<https://www.bitfinex.com/>

TABLE II
STATISTICS OF DATASET 2

Statistics	Values
No. of Internal EOS Transfers	1,356,748,049
No. of External EOS Transfers	653,529,552
No. of Accounts	1,156,658
Mean Amount of EOS	9.64
Maximum Amount of EOS	99,999,990.01

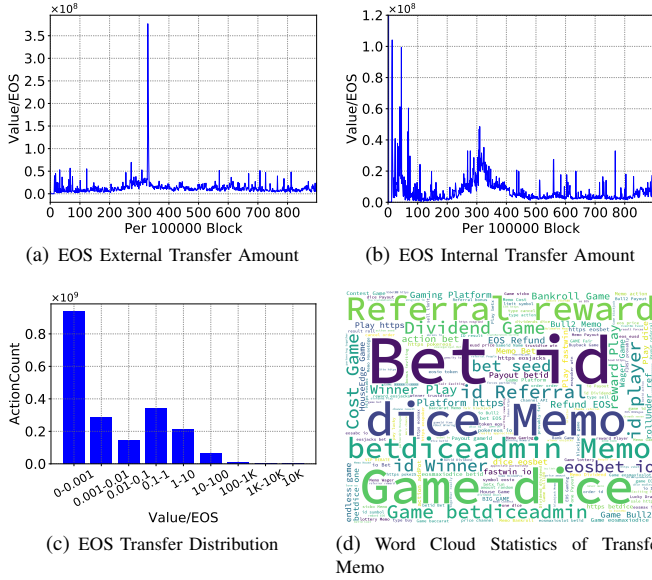


Fig. 5. Statistics of Dataset 2 (better viewed in color)

other action and is not be observed in the block. For example, when a user buys RAM or stakes EOS for CPU and NET, an internal transfer action that send EOS to system account (i.e., `eosio.ram` and `eosio.ramfee`) will be triggered. As shown in Table II, there are 1,356,748,049 internal transfers and 653,529,552 external transfers that occur among 1,156,658 accounts.

Figures 5(a) and Figure 5(b) respectively show the total internal and external transaction amount of every 100,000 blocks. It can be seen that EOS internal and external transfers actions are active around the block 33,000,000, matching with the most active time of the gambling game DApps [29]. In EOSIO, users have the right to write memo into an EOS transfer action. Figure 5(c) shows the visualization of the word cloud statistics of EOS transfer memo. The result shows that many memo has the words related to the gambling games, such as *Bet*, *Dice*, *Game*, etc. It implies that the gaming game DApps are prevalent in EOSIO, which is attributable to free charge for transferring money in EOSIO.

The values of EOS have a large variance as the maximum value is 99,999,990.01 EOS (about 100 million dollars when writing this paper), but the mean is only 9.64 EOS as shown in Table II. The distribution of EOS transfer amounts is shown in

TABLE III
STATISTICS OF DATASET 3

Statistics	Values
No. of Created Contracts	5,594
No. of Contract SetCode Actions	55,735
No. of Contract SetEmptyCode Actions	1,747
Mean of Contract Hex Code Size	75,470.34

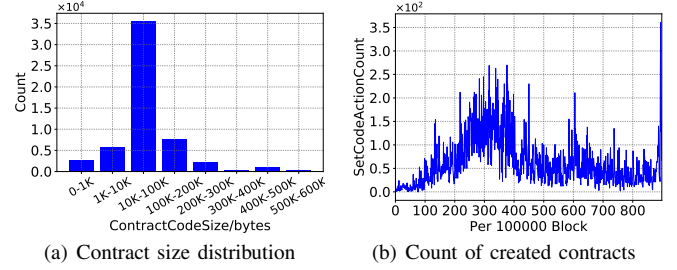


Fig. 6. Statistics of Dataset 3

Figure 5(c). We can find that most of EOS transfer actions fall into the range from 0.0001 to 10, and very few transfer actions exceed 1,000 EOS, indicating that most of transfer actions in EOSIO only transfer a small amount of EOS.

C. Dataset 3: Contract Information

Similar to Ethereum, EOSIO also supports Turing-complete smart contracts. Users can deploy a new contract on a account through the interface `SetCode` of the system account `eosio`. It is worth noting that users can easily update or delete contract code with the same interface, which is not allowed in Ethereum. In order to investigate all smart contracts in EOSIO, we process the raw data to obtain basic information about the smart contracts, including the *creation (update) time*, *contract code* and *code size*, etc. Here, we name the action of setting contracts code to empty through `SetCode` as `SetEmptyCode`, which is equivalent to deleting the contract (the contract can be deployed again on the same account later).

According to the statistics as shown in Table III, there are only 5,594 contracts, but there are 55,735 `SetCode` actions and 1,747 `SetEmptyCode` actions. It means that most of contracts have been updated multiple times after deploying. In addition, the number of contracts in EOSIO is far small than that in Ethereum [20], because deploying a contract in EOSIO needs to buy expensive RAM to store the contract code. Figure 6(b) shows the statistics of the total number of `SetCode` actions of each 100,000 blocks. It can be seen that when blocks reaching around 33,000,000, the creation or update of contracts is most active, which matches the time when the game project parties launched a large number of new games or activities [29].

Regarding the contract code, we convert the contract code into hexadecimal code and get the size. Figure 6(a) shows the statistics of the contract size distribution. In particular,

TABLE IV
STATISTICS OF DATASET 4

Statistics	Values
No. of Contract Invocation Actions	2,189,162,705
No. of Calls with Errors	14,751
No. of Authorization accounts	775,082

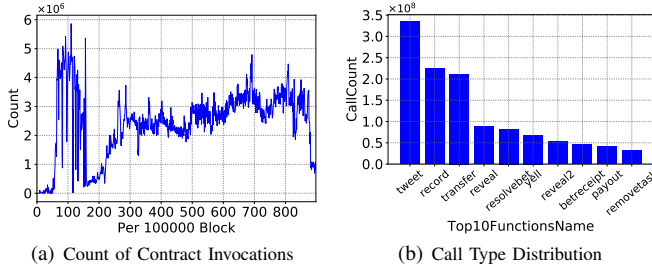


Fig. 7. Statistics of Dataset 4

the average contract size is 75,470.34 bytes, which is much larger than that of Ethereum [20]. It is because there are more simple test contracts in Ethereum, and fewer in EOSIO. In addition, we can see that most contracts fall into the size range from 10k bytes to 100k bytes, implying that many smart contracts may look similar to each other. We will show that these contracts are related to token and gambling in the exploration of Section IV-D, further confirming the fact that there are certain similarities between the contracts.

D. Dataset 4: Contract Invocation

Unlike Ethereum, all actions (transactions) in EOSIO are completed through calling contracts, including common EOS transfers. There are several system contract accounts in EOSIO, such as `eosio`, `eosio.token`, `eosio.msig`, and so on. These system accounts are responsible for the daily affairs in EOSIO, such as transferring EOS, buying RAM, staking CPU or NET, etc. In order to investigate the contract development ecology of EOSIO, we extracted the invocation data of all contracts except the system contracts. The contract invocation dataset includes *calling time*, *authorizer*, *called contract*, and *calling function*. As shown in Table IV, 775,082 authorization accounts initiated a total number of 2,189,162,705 contract invocations, of which 14,751 contain errors.

Figure 7(a) shows the count of contract invocations of each 100,000 blocks. It can be seen that when blocks are in the interval from 5,000,000 to 12,000,000, the count of contract invocations has a periodic peak. It is because a contract namely *blocktwitter* periodically launches a large number of actions named *tweets* for pressure testing, only carrying a message “WE LOVE BM”. Figure 7(b) shows the top 10 most frequently-called functions, which account for 54.08% of all contract invocations. It indicates that most of the calling functions concentrate on some of the top 10 most frequently-called functions. In addition, the function `tweet` mentioned above ranks first, while the function `transfer` related to

TABLE V
STATISTICS OF DATASET 5

Statistics	Values
No. of Token Contracts	1,826
No. of Created and Issued Tokens	4,811
No. of Token Transfer Actions	1,128,111,142
No. of Holder Accounts	1,295,389

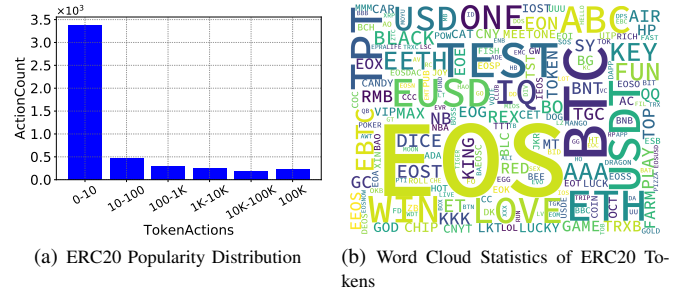


Fig. 8. Statistics of Dataset 5 (better viewed in color)

tokens ranks third. We also found that the functions related to gambling game DApps, such as `reveal`, `resolvebet` and `reveal2`, also appear in the top 10 functions. Literally, these functions often represent lottery actions for gambling game DApps.

E. Dataset 5: Token Action

From the prior analysis in Section IV-C and Section IV-D, we can see that token contracts are active in EOSIO. Next, we will further investigate token contracts. In EOSIO, a contract that contains three standard functions of `create`, `issue`, and `transfer` can be regarded as a standard token contract. According to this condition, we extract the token action dataset from the raw data. The token action dataset contains basic information for each token, including *name (symbol)*, *creation time*, *issuer*, *total issued amount*, and so on.

As shown in Table V, 1,826 contracts are considered as standard token contracts, and a total of 4,811 tokens have been created and issued. It implies that in EOSIO, a contract can issue multiple tokens, which is different from that of Ethereum. In addition, a total of 1,128,111,142 token transfers occurred in 1,295,389 holding accounts. Generally, the number of holding accounts is far more than the exact number of human holders, because a real-world user often has several accounts. In addition, token issuers can send tokens directly to any account without permission, being commonly known as *Token Airdrop* [30].

Figure 8(a) shows the distribution of the transfer count of tokens of each standard type in EOSIO. We can easily observe Matthew Effect [31] from Figure 8(a), as most of the transfer actions occur on a few token contracts. Up to 80.02% of token contracts have less than 100 transfers. Figure 8(b) shows the word cloud statistics of token names. It can be seen that the most common word is *EOS*, which is the name of the

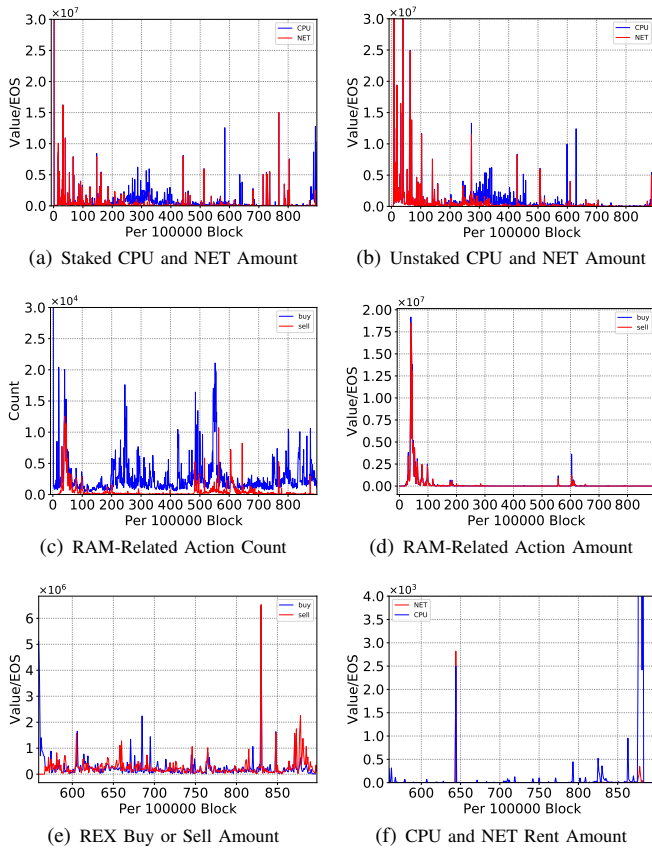


Fig. 10. Statistics of Dataset 7 (better viewed in color)

RAM-related actions, including 2,546,849 `buyram` actions and 436,427 `sellram` actions. As shown in Figure 10(c), the count of `buyram` actions of every 100,000 blocks is significantly larger than that of `sellram`, and there are multiple peaks. However, most of the time, there is not much difference between the EOS amount of `buyram` and that of `sellram` of each 100,000 blocks. It implies that users may buy RAM multiple times and sell it at once.

In order to solve the problem that users do not have enough EOS to stake CPU, EOSIO officially launched the CPU and NET leasing mechanism, i.e., the REX mechanism, on May 1, 2019 (around the block 56,000,000). Users can store some EOS tokens in REX pool through `buyrex` action to lease to others, and retrieve EOS and get the corresponding rent at any time through `sellrex` action. Meanwhile, users can rent CPU or NET from the REX pool by `rentcpu` or `rentnet` actions. In EOSIO, the rental income of the lessor will be affected by the supply-and-demand relationship between the lessor and lessee, so there is also speculation. As shown in Table VII, there are 404,355 REX-Related actions, including 127,318 `buyrex` actions, 51,942 `sellrex` actions, 211,075 `rentcpu` actions, and 14,020 `rentnet` actions. Figure 10(e) shows the EOS amount of `buyrex` and `sellrex` actions of every 100,000 blocks. Around the block 87,000,000, the EOS amount of both `buyrex` and `sellrex` are as high as 6 million

EOS; it indicates that a large amount of funds enter and exit the REX pool at this time. In addition, from Figure 10(f), we can see that the EOS amount of both `rentcpu` and `rentnet` actions increases sharply around the block 64,400,000. For most of the time, the EOS amount of `rentcpu` actions is larger than that of `rentnet` actions, implying that users have higher demands for CPU.

V. APPLICATIONS OF XBLOCK-EOS

Xblock-EOS framework can support a diversity of emerging applications. We categorize the applications of Xblock-EOS framework according to top-3 layers in the EOSIO architecture: 1) Blockchain analysis in Section V-A, 2) Smart contract analysis in Section V-B and 3) Cryptocurrency analysis in Section V-C. Meanwhile, we also discuss the research opportunities in each layer.

A. Blockchain Analysis

XBlock-EOS that has processed a large amount of data from EOSIO blockchain system can be used to support the following applications for real-world users.

1) *Decentralization Analysis*: Decentralization, as one of blockchain key characteristics, is also the core concept that brings numerous merits. However, there are few studies on the decentralization evaluation of different blockchain systems, especially for DPoS-based EOSIO. In the study [33], Wang et al. proposed a measurement study for the Bitcoin mining pool. In addition, Gencer et al. proposed a measurement study on the decentralization level of the Bitcoin and Ethereum networks [34]. These studies mainly focus on PoW-based blockchain systems and only consider few metrics such as network bandwidth, network structure, and mining power. In contrast, XBlock-EOS is responsible for the provision of massive processed data of *DPoS-based blockchains* with multiple decentralization metrics. In addition, XBlock-EOS datasets can also be used to analyze the decentralization of users, contract owners, and block producers. Furthermore, the decentralization analysis on XBlock-EOS datasets can also be used to compare with blockchain systems (such as Bitcoin and Ethereum) with other consensus schemes like PoW.

2) *Performance Benchmark*: Performance, especially for the transaction throughput is crucial to blockchains, thereby having extensive attention recently. There are many researches on blockchain performance optimization, such as Elastico [35], Omniledger [36], RapidChain [37] and Monoxide [38]. These studies often require substantial amount of transaction data to evaluate the performance improvement. For example, Monoxide uses historical Ethereum transaction data to evaluate the performance of their optimization schemes [38]. In order to compare the performance of different optimization schemes fairly, a common benchmark for the real-world user cases for blockchain is needed. Zheng et al. [39] and BlockBench [40] proposed performance evaluation frameworks for blockchain systems. These performance evaluation frameworks need to simulate user behaviors and generate data similar to real-world blockchain systems. In this regard, the large amount of data in

the XBlock-EOS framework can be regarded as an effective benchmark because XBlock-EOS data has been generated by users in the real world.

3) *Resource Management Analysis*: Unlike most public blockchains using the gas mechanism, EOSIO prevents the malicious behavior of smart contracts by limiting CPU, NET, and RAM resources. In EOSIO, the total amount of these three resources is fixed so users (or contracts) need to compete for these resources to meet their own demands. Therefore, since the EOSIO mainnet went live, speculation in resource price has continued, especially for CPU and RAM. We can learn from Section IV-G that the count of actions related to RAM and CPU fluctuates sharply at some moments. In addition, the launch of the REX mechanism has also caused a speculative boom. Analyzing the user behaviors on resource management and identifying some speculative models in EOSIO can help users predict the price of resources and stagger the peak of speculation, thereby saving money for buying or staking resources. At present, there are some studies on the resource (gas) mechanism such as [17], [41], [42] while few of them focus on the EOSIO's resource management model.

In addition, the security of the blockchain resource management model is also a hot topic that attracts much attention. For example, it is reported in 2016 that the Ethereum mainnet suffered a large-scale DDoS attack, which severely blocked the entire network. The attackers made use of the vulnerability of inappropriate setting *EXTCODESIZE* instruction in the gas mechanism to launch this DDoS attack. Therefore, the security of the resource management model is extremely important for the blockchain security. Currently, there are some studies on the security of gas mechanism. For example, Chen et al. proposed an adaptive gas cost mechanism for Ethereum to defend against under-priced DoS attacks [16]. Meanwhile, Lee et al. reported some threats to the new EOSIO's resource management model and proposed some mitigation methods [5]. The analysis in new EOSIO's management resource model can be compared with those of other blockchain systems (e.g., the gas mechanism) to promote the development of blockchain in this aspect. In summary, the resource management analysis in EOSIO will not only bring huge economic value but also promote the in-depth research especially in security in the future.

B. Smart Contract Analysis

Similar to Ethereum, EOSIO also supports smart contracts. Priority analysis presented in Section IV-D shows that when the network is active, the count of contract invocations nearly reaches 6,000,000 per 100,000 blocks, i.e., near 120 invocations per second. It implies massive smart contracts in EOSIO are in an active state and the analysis of EOSIO smart contracts is worthwhile for conducting in-depth research in the future. We summarize the potential applications of XBlock-EOS on smart contracts as follows.

1) *Contract Similarity and Recommendation*: From the analysis in Sections IV-C and IV-D, we observe that there is a great similarity between *smart contracts* and *contract*

invocations. Code similarity evaluation and detection, especially similarity detection have been a traditional research topic in software engineering [43], [44]. Recently, some studies have also been focused on the similarity analysis of smart contract. Norvill et al. proposed a framework to group together similar contracts within the Ethereum network, and further automate labeling unknown contracts [45]. He et al. performed a detailed similarity comparison of a large number of contracts to investigate the correlation between code reuse and vulnerabilities [46]. In addition, finding similar contracts is helpful to develop new contracts. For example, developers can estimate the effects of new contracts by estimating user behaviors before deploying a new contract. In the study [47], Huang et al. proposed a method based on existing smart contracts to recommend distinguishing codes for updating smart contracts, which can help developers improve the code. Similarly, in terms of users, recommending similar smart contracts will help users find suitable contracts for them.

2) *Contract Vulnerability Detection*: Smart contract security has been a hot research topic in the blockchains, especially in Ethereum, EOSIO and other blockchain systems. A series of attacks in Ethereum, such as TheDAO attack [48], have caused huge economic losses [49]. Since EOSIO went online, a number of vulnerabilities have been discovered from EOSIO's smart contracts, including fake EOS transfer, fake transfer notice and flawed random numbers generators [50], [51]. These vulnerabilities have also brought huge economic losses, especially for gambling game DApps. In order to prevent malicious attacks on smart contracts, it is an important step to perform vulnerability detection before launching online. Recently, many studies have focused on the vulnerability detection of smart contracts in Ethereum, such as Oyente [14], teEther [52], Zeus [15]. Meanwhile, a few studies have performed similar analysis on EOSIO smart contracts. For example, EVulHunter can detect fake transfer vulnerabilities for EOSIO's Smart Contracts at Webassembly-level [19]. In some cases, the vulnerability detection of smart contracts may be inspired by traditional software vulnerability detection approaches, which can also verify the code. Some studies have focused on verifying the contract codes (also called "*bytecodes*" or "*opcodes*"). In this respect, the contract code data collected by XBlock-EOS can also be applied to contract vulnerability detection.

3) *Fraud Detection*: The recent rapid development and properous popularization of smart contracts bring huge economic values. Meanwhile, smart contracts have become a means employed by malicious users to design scams to make exorbitant profits. For example, crowdfunding contracts ostensibly bring a promised return to attract victims to invest. The study [11] shows that the Ponzi scam can deceive others' cryptocurrencies. Currently, a few studies have proposed several methods for detecting fraudulent contracts and corresponding fraud activities in Ethereum [11], [53]–[55]. In addition, the study [18] shows that some (contract) accounts in EOSIO are *bot-like* and can be used for malicious and fraudulent purposes including Bonus Hunting, Clicking Fraud, etc. Fortunately,

most of these studies are based on the analysis of money transfers, contract codes, and contract invocations, all of which have been contained in Xblock-EOS. Therefore, Xblock-EOS can also support further research on fraud detection.

C. Cryptocurrency Analysis

Since the ICO waves in 2017, blockchain-based cryptocurrencies have received much attention due to decentralization and cost reduction. Ethereum, EOSIO and other blockchain systems contain a large number of cryptocurrencies including native cryptocurrencies such as Eth and EOS, as well as tokens issued in accordance with a certain protocol. For example, many tokens are issued in EOSIO using the contract *eosio.token*. It is shown in CoinMarketCap¹³ that until now, there are more than 5,000 tokens used for third-party exchange with a market value of up to 15 billion dollars. Therefore, analyzing the cryptocurrency data on the blockchain can bring great economic value. We summarize the potential applications of XBlock-EOS on cryptocurrency, as described below.

1) *Cryptocurrency Transferring Analysis*: Cryptocurrency transferring analysis is common on cryptocurrency analysis. Chen et al. [12] conducted a graphical analysis of Ether transfers and derive some interesting insights. Moreover, Victor et al. [56] and Somin et al. [57] analyzed the ERC20/ERC721 token transfers network in Ethereum. Most recently, Huang et al. [18] proposed the graph analysis on EOS transfers to assist detecting some bots and fraudulent activities in EOSIO. Following the analysis of cryptocurrency transfers, the further analysis on user behaviors can be done. For example, different tokens may form different user communities.

In addition, due to the anonymity of cryptocurrencies, blockchain has become a tool for money laundering. Cryptocurrency transferring analysis will help to identify and detect money laundering behaviors on the blockchain, consequently promoting the development of blockchain regulation. The massive processed data of Xblock-EOS will further facilitate the research on the above issues.

2) *Cryptocurrency Price Analysis*: The price of blockchain-based cryptocurrencies is susceptible to a number of different factors, such as government policies, technological innovation, socioeconomic status and related business activities. The price of cryptocurrencies is of greatest concern to the general public. Some recent studies have focused on the analysis and prediction of cryptocurrency prices [58]–[60]. These studies generally consist of three steps: (1) collect the price data of cryptocurrency from centralized third-party exchanges, (2) analyze the correlation between cryptocurrency prices and other potential factors, (3) forecast the future prices and potential profits. The data extracted by our XBlock-EOS can be used for the analysis to evaluate potential factors affecting the prices of cryptocurrencies, especially in the second step analysis, which is the most critical step. In addition, EOSIO data collected by XBlock-EOS collects can be jointly analyzed with other datasets collected from other blockchain systems (such as

Ethereum [20]) to investigate the prices of cryptocurrencies and even the correlation between different cryptocurrency prices from multiple perspectives.

3) *Fake User Detection*: Fake user detection has always been a hot research topic in social networks [61], [62], which can help to avoid the economic loss caused by malicious activities. The cryptocurrency users in blockchain systems also form a community-like social network, in which fake users controlled by some developers can falsify clicks to improve the rankings of DApps and even launch malicious activities. Generally speaking, the rankings of DApps or cryptocurrencies are mainly based on some objective indicators related to user activities, such as daily active users and daily user transaction volumes. Malicious developers may employ this mechanism to create fake users through various methods to increase the activity rankings of DApps. In the study [18], Huang et al, show that more than 30% of accounts in EOSIO were bot-like accounts through graph analysis. In addition, DAppReview¹⁴ labeled cryptocurrencies with fake users, but this fake user detection method is mainly conducted in a black box and requires manually operations. At present, there are few studies on fake user detection on DApps or cryptocurrencies. Compared to permissioned blockchain systems, there may be more fake account activities on permission-less blockchain systems. Fake user detection is of great significance for the healthy development of the permission-less blockchains. In this regard, our XBlock-EOS can support the further study on fake user detection so as to establish more health blockchains.

VI. RELATED WORK AND DISCUSSION

In this section, we introduce and discuss some existing studies on blockchain data analysis. We categorize the state-of-the-art literature into two categories: *Data collection* and *Data analysis*.

Data collection is the prerequisite for blockchain data analysis while it is often challenging due to the massive volumes of blockchains. At present, the studies on blockchain data collection are mainly focused on Bitcoin and Ethereum while few of them are concentrated on EOSIO. For example, DataEther [63] is a tool with code modification of the Ethereum clients to obtain the Ethereum data, while Google BigQuery [64] imports data from Bitcoin and Ethereum to enables researchers to analyze data online. XBlock-ETH [20] provides a large number of well-processed Ethereum datasets while does not include the EOSIO data. Regarding EOSIO's data collection tools, some blockchain data browsers provide data APIs for developers to use and analyze. For example, *EOSPark*¹⁵ provides a web interface to support comprehensive queries on EOSIO data as well as some simple analysis tools on EOSIO data including blocks, transactions, contracts and tokens. In addition, *eosq*¹⁶ provides high-precision query on EOSIO data, supporting the queries on the detailed calling information of each transaction. However, these third-party

¹³<https://coinmarketcap.com/all/views/all/>

¹⁴<http://dapp.review>

¹⁵<https://eospark.com/>

¹⁶<https://eosq.app/>

blockchain data service providers have a number of limitations on user permissions and usage on the data. It is impossible for researchers to collect all the EOSIO data through these platforms. In short, most of the above data tools only provide users with tools or API services while they do not provide the up-to-date well-processed datasets.

Data analysis of blockchain data has mainly focused on Ethereum and Bitcoin, especially Ethereum. The studies on Ethereum data analysis mainly includes transaction analysis, fraud detection, smart contract security, and token analysis [11]–[15], [54]. Compared with Ethereum, EOSIO has higher volumes of various types of blockchain data. However, there are relatively few studies on the EOSIO data. Huang et al. characterize the activities in EOSIO including money transfers, account creation and contracts to detect bots and fraudulent activities [18]. In addition, EVulHunter [19] presents the first systematic attempt to automatically detect fake-transfer vulnerabilities of EOSIO's smart contract at Webassembly-level. Although these studies publish some specific types of EOSIO data, they can only be applicable to specific analysis. Moreover, datasets released by these studies lack of maintenance and update.

To our best knowledge, Xblock-EOS is the first to provide such comprehensive EOSIO raw data as well as well-processed datasets. All datasets in our Xblock-EOS are public and conveniently accessible to diverse data users (from data analyst to DApp developers). The analysis on these data can bring huge economic values and promote the further benign development of EOSIO blockchain. Moreover, Xblock-EOS keeps updating the datasets regularly to maintain the latest EOSIO data being synchronized with the EOSIO mainnet.

VII. CONCLUSION AND FUTURE WORK

In this paper, we introduce a data collection framework of EOSIO data namely XBlock-EOS, which contains a well-processed up-to-date on-chain data of EOSIO, including blocks, transactions, actions, contracts, tokens, accounts, and resources. Moreover, this paper also presents comprehensive statistics and exploration of these processed datasets. We also discuss the emerging applications based on XBlock-EOS and outline future research opportunities. Currently, the XBlock-EOS datasets have been published on the **XBLOCK.PRO** website¹⁷ through which every user can easily obtain them.

Our XBlock-EOS is promising to promote the studies in EOSIO and advance the development of blockchains. The future improvements of XBlock-EOS are described as follows:

(1) Collect off-chain data from exchanges and open-source communities: Off-chain data is also very important for blockchain data analysis, as it provides off-chain behavior information for blockchain users and developers. Our XBlock-EOS will offer the off-chain data in the future.

(2) Explore more features: This paper introduces the basic characteristics of the EOSIO data. Compared to Ethereum, EOSIO can be considered as a completely novel public

blockchain system. EOSIO's architecture and design principle are very different from those of Ethereum. In the future, we will further explore features of EOSIO data.

(3) Perform a combination analysis with other blockchain systems: In recent years, the rapid development of blockchain technologies as well as the prosperous blockchain applications have attracted a large number of users and developers. The joint analysis of EOSIO with other blockchain systems will be conducted in the future.

REFERENCES

- [1] S. Nakamoto, "Bitcoin: A peer-to-peer electronic cash system," 2008.
- [2] Z. Zheng, S. Xie, H.-N. Dai, and H. Wang, "Blockchain challenges and opportunities: A survey," *International Journal of Web and Grid Services*, vol. 14, no. 4, pp. 352–375, 2018.
- [3] G. Wood et al., "Ethereum: A secure decentralised generalised transaction ledger," *Ethereum project yellow paper*, vol. 151, no. 2014, pp. 1–32, 2014.
- [4] D. Larimer, "EOS.IO technical white paper," *EOS.IO (accessed 18 December 2017)* <https://github.com/EOSIO/Documentation>, 2017.
- [5] S. Lee, D. Kim, D. Kim, S. Son, and Y. Kim, "Who spent my {EOS}? on the (in) security of resource management of eos. io," in *13th {USENIX} Workshop on Offensive Technologies ({WOOT} 19)*, 2019.
- [6] H.-N. Dai, Z. Zheng, and Y. Zhang, "Blockchain for internet of things: A survey," *IEEE Internet of Things Journal*, vol. 6, no. 5, pp. 8076 – 8094, 2019.
- [7] Z. Zheng, S. Xie, H. Dai, X. Chen, and H. Wang, "An overview of blockchain technology: Architecture, consensus, and future trends," in *Big Data (BigData Congress), 2017 IEEE International Congress on*. IEEE, 2017, pp. 557–564.
- [8] D. Ron and A. Shamir, "Quantitative analysis of the full bitcoin transaction graph," in *International Conference on Financial Cryptography and Data Security*. Springer, 2013, pp. 6–24.
- [9] P. Katsiampa, "Volatility estimation for bitcoin: A comparison of garch models," *Economics Letters*, vol. 158, pp. 3–6, 2017.
- [10] W. Chen, J. Wu, Z. Zheng, C. Chen, and Y. Zhou, "Market manipulation of bitcoin: Evidence from mining the mt. gox transaction network," in *IEEE INFOCOM 2019-IEEE Conference on Computer Communications*. IEEE, 2019, pp. 964–972.
- [11] W. Chen, Z. Zheng, J. Cui, E. Ngai, P. Zheng, and Y. Zhou, "Detecting ponzi schemes on ethereum: Towards healthier blockchain technology," in *Proceedings of the 27th International Conference on World Wide Web*, WWW. ACM, 2018.
- [12] T. Chen, Y. Zhu, Z. Li, J. Chen, X. Li, X. Luo, X. Lin, and X. Zhang, "Understanding ethereum via graph analysis," in *IEEE INFOCOM 2018-IEEE Conference on Computer Communications*. IEEE, 2018, pp. 1484–1492.
- [13] T. Chen, Y. Zhang, Z. Li, X. Luo, T. Wang, R. Cao, X. Xiao, and X. Zhang, "Tokenscope: Automatically detecting inconsistent behaviors of cryptocurrency tokens in ethereum," in *Proceedings of the 2019 ACM SIGSAC Conference on Computer and Communications Security*, 2019, pp. 1503–1520.
- [14] L. Luu, D.-H. Chu, H. Olickel, P. Saxena, and A. Hobor, "Making smart contracts smarter," in *Proceedings of the 2016 ACM SIGSAC Conference on Computer and Communications Security, CCS*. ACM, 2016, pp. 254–269.
- [15] S. Kalra, S. Goel, M. Dhawan, and S. Sharma, "Zeus: Analyzing safety of smart contracts," in *NDSS*, 2018.
- [16] T. Chen, X. Li, Y. Wang, J. Chen, Z. Li, X. Luo, M. H. Au, and X. Zhang, "An adaptive gas cost mechanism for ethereum to defend against underpriced dos attacks," in *International Conference on Information Security Practice and Experience*. Springer, 2017, pp. 3–24.
- [17] Jin.S, "Ethereum Gas Price Analysis," <https://medium.com/onther-tech/ethereum-gas-price-analysis-b70080e2e0d7>, Accessed October 17, 2018.
- [18] Y. Huang, H. Wang, L. Wu, G. Tyson, X. Luo, R. Zhang, X. Liu, G. Huang, and X. Jiang, "Characterizing eosio blockchain," *arXiv preprint arXiv:2002.05369*, 2020.
- [19] L. Quan, L. Wu, and H. Wang, "EVulHunter: Detecting Fake Transfer Vulnerabilities for EOSIO's Smart Contracts at Webassembly-level," *arXiv preprint arXiv:1906.10362*, 2019.

¹⁷<http://xblock.pro/>

- [20] P. Zheng, Z. Zheng, and H.-N. Dai, "XBlock-ETH: Extracting and Exploring Blockchain Data From Ethereum," *arXiv preprint arXiv:1911.00169*, 2019.
- [21] D. Larimer, "Delegated proof-of-stake (dpos)," *Bitshare whitepaper*, 2014.
- [22] S. King and S. Nadal, "Ppcoin: Peer-to-peer crypto-currency with proof-of-stake," *self-published paper*, August, vol. 19, 2012.
- [23] N. Szabo, "The idea of smart contracts," 1997.
- [24] A. M. Turing, "On computable numbers, with an application to the entscheidungsproblem," *Proceedings of the London mathematical society*, vol. 2, no. 1, pp. 230–265, 1937.
- [25] V. Buterin and F. Vogelsteller, "Erc20 token standard," URL: https://theethereum.wiki/w/index.php/ERC20_Token_Standard, 2015.
- [26] W. Entriiken, D. Shirley, J. Evans, and N. Sachs, "Erc-721 non-fungible token standard," *Ethereum Foundation*, 2018.
- [27] U. W. Chohan, "Initial coin offerings (icos): Risks, regulation, and accountability," pp. 165–177, 2019.
- [28] B. Xu, D. Luthra, Z. Cole, and N. Blakely, "EOS: An architectural, performance, and economic analysis," 2018.
- [29] T. Min, H. Wang, Y. Guo, and W. Cai, "Blockchain games: A survey," in *2019 IEEE Conference on Games (CoG)*. IEEE, 2019, pp. 1–8.
- [30] P. van Valkenburgh, "A token airdrop may not spare you from securities regulation," 2017.
- [31] R. K. Merton, "The matthew effect in science: The reward and communication systems of science are considered," *Science*, vol. 159, no. 3810, pp. 56–63, 1968.
- [32] E. Hertzog, G. Benartzi, and G. Benartzi, "Bancor protocol: continuous liquidity for cryptographic tokens through their smart contracts," *White paper*, 2017.
- [33] C. Wang, X. Chu, and Q. Yang, "Measurement and analysis of the bitcoin networks: A view from mining pools," *arXiv preprint arXiv:1902.07549*, 2019.
- [34] A. E. Gencer, S. Basu, I. Eyal, R. Van Renesse, and E. G. Sirer, "Decentralization in bitcoin and ethereum networks," *arXiv preprint arXiv:1801.03998*, 2018.
- [35] L. Luu, V. Narayanan, C. Zheng, K. Baweja, S. Gilbert, and P. Saxena, "A secure sharding protocol for open blockchains," in *Proceedings of the 2016 ACM SIGSAC Conference on Computer and Communications Security*, 2016, pp. 17–30.
- [36] E. Kokoris-Kogias, P. Jovanovic, L. Gasser, N. Gailly, E. Syta, and B. Ford, "OmniLedger: A secure, scale-out, decentralized ledger via sharding," in *2018 IEEE Symposium on Security and Privacy (SP)*. IEEE, 2018, pp. 583–598.
- [37] M. Zamani, M. Movahedi, and M. Raykova, "Rapidchain: Scaling blockchain via full sharding," in *Proceedings of the 2018 ACM SIGSAC Conference on Computer and Communications Security*. ACM, 2018, pp. 931–948.
- [38] J. Wang and H. Wang, "Monoxide: Scale out blockchains with asynchronous consensus zones," in *16th USENIX Symposium on Networked Systems Design and Implementation, NSDI*, 2019, pp. 95–112.
- [39] P. Zheng, Z. Zheng, X. Luo, X. Chen, and X. Liu, "A detailed and real-time performance monitoring framework for blockchain systems," in *Proceedings of the 40th International Conference on Software Engineering: Software Engineering in Practice, ICSE-SEIP*. ACM, 2018, pp. 134–143.
- [40] T. T. A. Dinh, J. Wang, G. Chen, R. Liu, B. C. Ooi, and K.-L. Tan, "Blockbench: A framework for analyzing private blockchains," in *Proceedings of the 2017 ACM International Conference on Management of Data*, 2017, pp. 1085–1100.
- [41] G. A. Pierro and H. Rocha, "The influence factors on ethereum transaction fees," in *2019 IEEE/ACM 2nd International Workshop on Emerging Trends in Software Engineering for Blockchain (WETSEB)*. IEEE, 2019, pp. 24–31.
- [42] K. Owocki, "A Brief History Of Gas Prices on Ethereum," <https://gitcoin.co/blog/a-brief-history-of-gas-prices-on-ethereum/>, Accessed August 1, 2018.
- [43] M. Chilowicz, E. Duris, and G. Roussel, "Syntax tree fingerprinting for source code similarity detection," in *2009 IEEE 17th International Conference on Program Comprehension*. IEEE, 2009, pp. 243–247.
- [44] L. Luo, J. Ming, D. Wu, P. Liu, and S. Zhu, "Semantics-based obfuscation-resilient binary code similarity comparison with applications to software plagiarism detection," in *Proceedings of the 22nd ACM SIGSOFT International Symposium on Foundations of Software Engineering*. ACM, 2014, pp. 389–400.
- [45] R. Norvill, B. B. F. Pontiveros, R. State, I. Awan, and A. Cullen, "Automated labeling of unknown contracts in ethereum," in *2017 26th International Conference on Computer Communication and Networks (ICCCN)*. IEEE, 2017, pp. 1–6.
- [46] N. He, L. Wu, H. Wang, Y. Guo, and X. Jiang, "Characterizing code clones in the ethereum smart contract ecosystem," *arXiv preprint arXiv:1905.00272*, 2019.
- [47] Y. Huang, Q. Kong, N. Jia, X. Chen, and Z. Zheng, "Recommending differentiated code to support smart contract update," in *Proceedings of the 27th International Conference on Program Comprehension*. IEEE Press, 2019, pp. 260–270.
- [48] M. I. Mehar, C. L. Shier, A. Giambattista, E. Gong, G. Fletcher, R. Sanayhie, H. M. Kim, and M. Laskowski, "Understanding a revolutionary and flawed grand experiment in blockchain: the dao attack," *Journal of Cases on Information Technology*, vol. 21, no. 1, pp. 19–32, 2019.
- [49] N. Atzei, M. Bartoletti, and T. Cimoli, "A survey of attacks on ethereum smart contracts (sok)," in *International Conference on Principles of Security and Trust*. Springer, 2017, pp. 164–186.
- [50] Slowmist, "EOS Smart Contract Development Security Best Practices," https://github.com/slowmist/eos-smart-contract-security-best-practices/blob/master/README_EN.md, Accessed June 17, 2019.
- [51] A. Zmudzinski, "Five Critical Vulnerabilities Discovered in EOSIO," <https://cointelegraph.com/news/five-critical-vulnerabilities-discovered-in-eos-in-2019-hackerone-data-shows>, Accessed February 15, 2019.
- [52] J. Krupp and C. Rossow, "teether: Gnawing at ethereum to automatically exploit smart contracts," in *27th USENIX Security Symposium, Security*, 2018, pp. 1317–1333.
- [53] M. Bartoletti, S. Carta, T. Cimoli, and R. Saia, "Dissecting ponzi schemes on ethereum: identification, analysis, and impact," *Future Generation Computer Systems*, 2019.
- [54] W. Chen, Z. Zheng, E. C.-H. Ngai, P. Zheng, and Y. Zhou, "Exploiting blockchain data to detect smart ponzi schemes on ethereum," *IEEE Access*, vol. 7, pp. 37 575–37 586, 2019.
- [55] C. F. Torres, M. Steichen, and R. State, "The art of the scam: Demystifying honeypots in ethereum smart contracts," in *Proceedings of the 28th USENIX Conference on Security Symposium*, ser. SEC'19. Berkeley, CA, USA: USENIX Association, 2019, pp. 1591–1607. [Online]. Available: <http://dl.acm.org/citation.cfm?id=3361338.3361449>
- [56] F. Victor and B. K. Lüders, "Measuring ethereum-based erc20 token networks," in *International Conference on Financial Cryptography and Data Security*, 2019.
- [57] S. Somin, G. Gordon, and Y. Altshuler, "Network analysis of erc20 tokens trading on ethereum blockchain," in *International Conference on Complex Systems*. Springer, 2018, pp. 439–450.
- [58] C. Lamon, E. Nielsen, and E. Redondo, "Cryptocurrency price prediction using news and social media sentiment," *SMU Data Sci. Rev.*, vol. 1, no. 3, pp. 1–22, 2017.
- [59] J. Abraham, D. Higdon, J. Nelson, and J. Ibarra, "Cryptocurrency price prediction using tweet volumes and sentiment analysis," *SMU Data Science Review*, vol. 1, no. 3, p. 1, 2018.
- [60] W. Mensi, K. H. Al-Yahyaee, and S. H. Kang, "Structural breaks and double long memory of cryptocurrency prices: A comparative analysis from bitcoin and ethereum," *Finance Research Letters*, vol. 29, pp. 222–230, 2019.
- [61] Q. Cao, M. Sirivianos, X. Yang, and T. Pogueiro, "Aiding the detection of fake accounts in large scale social online services," in *Proceedings of the 9th USENIX conference on Networked Systems Design and Implementation*. USENIX Association, 2012, pp. 15–15.
- [62] O. Varol, E. Ferrara, C. A. Davis, F. Menczer, and A. Flammini, "Online human-bot interactions: Detection, estimation, and characterization," in *Eleventh international AAAI conference on web and social media*, 2017.
- [63] T. Chen, Z. Li, Y. Zhang, X. Luo, A. Chen, K. Yang, B. Hu, T. Zhu, S. Deng, T. Hu *et al.*, "Dataether: Data exploration framework for ethereum," in *Proceedings of the 39th IEEE International Conference on Distributed Computing Systems*, 2019.
- [64] J. Tigani and S. Naidu, *Google BigQuery Analytics*. John Wiley & Sons, 2014.



WEILIN ZHENG is currently pursuing the B.A.D. degree with the School of Data and Computer Science, Sun Yat-sen University, Guangzhou, China. His research interests include performance monitoring, blockchain computing power utilization, blockchain data analysis and blockchain-based decentralized applications.



Zibin Zheng is a professor at Sun Yat-sen University, Guangzhou, China. He received Ph.D. degree from The Chinese University of Hong Kong in 2011. He received ACM SIGSOFT Distinguished Paper Award at ICSE' 10, Best Student Paper Award at ICWS' 10, and IBM Ph.D. Fellowship Award. His research interests include services computing, software engineering, and blockchain.



Hong-Ning Dai is an Associate Professor in Faculty of Information Technology at Macau University of Science and Technology. He obtained his PhD in Computer Science and engineering from the Department of Computer Science and Engineering at the Chinese University of Hong Kong. His research interests include blockchain, Internet of Things and big data analytics.



Xu Chen is a student at Sun Yat-sen University, Guangzhou, China. His research interests include performance monitoring on blockchain and blockchain-based decentralized applications.



Peilin Zheng is a student at Sun Yat-sen University, Guangzhou, China. His research interests include performance monitoring and evaluation on blockchain, optimization of smart contracts, and blockchain-based decentralized applications.