

Convexity Deficit of Benzenoids

Nino Bašič^{1,2,3}, Sarah Berkemer^{4,5}, Jörg Fallmann⁴, Patrick W. Fowler⁶, Thomas Gatter⁴, Tomaž Pisanski^{1,2,3,12}, Nancy Retzlaff^{4,5,7}, Peter F. Stadler^{4,5,8,9,10}, and Sara S. Zemljčič^{1,11}

¹FAMNIT, University of Primorska, Koper, Slovenia

²Institute of Mathematics, Physics and Mechanics, Ljubljana, Slovenia

³IAM, University of Primorska, Koper, Slovenia

⁴Bioinformatics Group, Department for Computer Science, and Interdisciplinary Center for Bioinformatics, Leipzig University, Germany

⁵Max-Planck-Institute for Mathematics in the Sciences, Leipzig, Germany

⁶Department of Chemistry, University of Sheffield, Sheffield S3 7HF, UK

⁷Institute for Infrastructure and Resources Management, Leipzig University, Germany

⁸Institute for Theoretical Chemistry, University of Vienna, Austria

⁹Facultad de Ciencias, Universidad Nacional de Colombia, Sede Bogotá, Colombia

¹⁰Santa Fe Institute, Santa Fe, USA

¹¹Faculty of Mathematics, Physics and Informatics, Comenius University, Bratislava, Slovakia

¹²Faculty of Mathematics and Physics, University of Ljubljana, Ljubljana, Slovenia

March 20, 2020

This paper is dedicated to the memory of Dr. Edward C. Kirby (1934–2019) colleague, collaborator and friend of several of the authors.

Abstract

In 2012, a family of benzenoids was introduced by Cruz, Gutman, and Rada, which they called *convex benzenoids*. In this paper we introduce the *convexity deficit*, a new topological index intended for benzenoids and, more generally, fusenes. This index measures by how much a given fusene departs from convexity. It is defined in terms of the boundary-edges code. In particular, convex benzenoids are exactly the benzenoids having convexity deficit equal to 0. *Quasi-convex* benzenoids form the family of non-convex benzenoids that are closest to convex, i.e., they have convexity deficit equal to 1. Finally, we investigate convexity deficit of several important families of benzenoids.

Keywords: Benzenoid, fusene, convexity deficit, convex benzenoid, quasi-convex benzenoid, pseudo-convex benzenoid.

1 Introduction

Benzenoids form an important family of graphs and molecules. Polycyclic (aromatic) hydrocarbons [9, 10, 19, 20], of which the benzenoids form a subset, are important molecular systems with a rich organic chemistry [23, 39] characterised by specific reactivity [34, 38], spectra [35], and photophysics. They occur naturally, geologically and as by-products of natural and anthropogenic combustion processes, with considerable implications for the environment [1] and human health [27] and have been postulated as significant contributors to the carbon inventory in the wider Universe [2]. There has also been a huge amount of interest over several decades in the graph theory of benzenoids and related structures and its application to prediction of physical and chemical properties (see, e.g., the textbooks [12, 13, 16, 26, 30, 40]). Much of the mathematical chemistry literature is concerned with prediction or rationalisation of electronic structure, but there is also interest in classification of the shapes available to benzenoids. As pointed out before [18], molecular shape is intimately associated with molecular electric and steric properties, such as quadrupole moment or van der Waals envelope, which are implicated in structure-activity relationships from odour perception [37] to carcinogenicity [3, 27, 32, 33]. Codes based on boundaries seem especially suitable for systematising our notions of shapes of benzenoids. The reader is referred to the books [15, 30] for definitions and basic facts.

2 Preliminaries

We begin by giving a mathematical definition of a *fusene* [7, 8]. The class of fusenes contains as a proper subclass the class of benzenoids.

Definition 2.1. A *fusene* is a simple subcubic 2-connected plane graph such that all bounded faces are hexagons and all vertices not on the outer face have degree 3.

Benzenoids can be now defined in terms of fusenes.

Definition 2.2. A fusene that can be embedded in the infinite hexagonal lattice is called a *benzenoid*.

In other words, benzenoids are those fusenes which are also subgraphs of the infinite hexagonal lattice.

Example 2.1. Figure 1 shows four subcubic plane graphs. Pentalene is not a fusene, because its bounded faces are pentagons. Biphenyl is not a fusene because it is not 2-connected. Anthracene and [6]helicene are both fusenes. Anthracene is also a benzenoid, whilst [6]helicene is not.

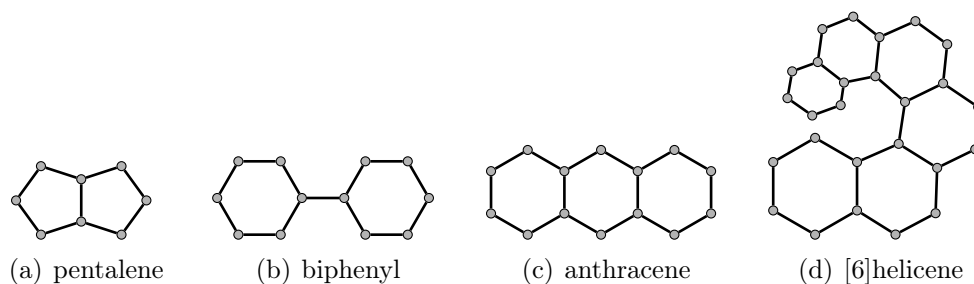


Figure 1: Examples of subcubic plane graphs, two of which are fusenes.

Let us denote the class of all benzenoids by \mathcal{B} and the class of all fusenes by \mathcal{F} . The *inner dual* of a plane graph is its dual graph with the vertex that corresponds to the outer face removed. A *catacondensed* fusene is a fusene whose inner dual is a tree. Fusenes that are not catacondensed are called *pericondensed*. We will denote the class of all catacondensed fusenes by \mathcal{F}^* . Catacondensed fusenes can be further divided into *branched* and *non-branched* fusenes. A catacondensed fusene is called non-branched if its inner dual is a path; otherwise it is called branched. The class of non-branched fusenes will be denoted by \mathcal{F}' . Those definitions are naturally inherited by benzenoids. The class of catacondensed benzenoids and non-branched benzenoids will be denoted, respectively, by \mathcal{B}^* and \mathcal{B}' . In this paper, we restrict to catacondensed benzenoids when using the terms branched and non-branched.

2.1 Boundary-edges code revisited

Each fusene can be assigned a *boundary-edges code* (BEC), a sequence of numbers counting the number of boundary edges between two vertices of degree 3, following the perimeter in an arbitrary, say counter-clockwise, direction. This useful tool to describe a benzenoid was introduced by P. Hansen and his co-workers [31]. The code depends on the starting vertex and the chosen direction. However, it can be made unique by choosing the lexicographically maximal code among all possible codes which is often called the *canonical code*. Each benzenoid can be *uniquely* described by such boundary-edges code, but this does not hold for fusenes [29]. Benzene is an exceptional benzenoid as it is the only benzenoid with no vertex of degree 3. If need be, we assign the code 6 to benzene. In the present paper the (lexicographically maximal) boundary-edges code of B will be denoted by $\text{code}(B)$.

Here, we take a different approach and start from the definition of a code:

Definition 2.3. A *code* is a string over the alphabet $\{1, 2, 3, 4, 5\}$.

Note that we permit codes that are not boundary-edges codes of any benzenoid (or fusene). By $c \oplus d$ we denote concatenation of codes c and d , e.g.

$$422 \oplus 5133 = 4225133.$$

Moreover, $\sigma_i(c)$ for $i \geq 0$ denotes the right circular shift of code c by i positions, e.g.

$$\sigma_3(4225133) = 1334225.$$

This operation can also be defined for the negative values of i , such that $\sigma_{-i}(c)$ for $i \geq 0$ is the left circular shift of c by i positions, e.g.

$$\sigma_{-2}(1334225) = 3422513.$$

By $\rho(c)$ we denote the reverse of c , e.g.

$$\rho(3422513) = 3152243.$$

Note that $\rho^2(c) = c$ and $\sigma_i \sigma_{-i}(c) = c$ for every code c .

We will use some properties of codes.

Definition 2.4. Let c be a code. By $\text{len}(c)$ we denote the length of the code, i.e. the number of symbols appearing in it and by $\text{sum}(c)$ we denote the sum of all numbers of the code. By $\text{win}(c)$ we denote the *winding* of the code, which is defined as

$$\text{win}(c) = \text{sum}(c) - 2 \text{len}(c).$$

Lemma 2.1. *The winding of a concatenation of two codes c and d is additive, i.e.*

$$\text{win}(c \oplus d) = \text{win}(c) + \text{win}(d).$$

Proof. The length of the code and the sum of the numbers of the code are clearly additive. Then

$$\begin{aligned} \text{win}(c \oplus d) &= \text{sum}(c \oplus d) - 2 \text{len}(c \oplus d) \\ &= \text{sum}(c) + \text{sum}(d) - 2 \text{len}(c) - 2 \text{len}(d) \\ &= \text{win}(c) + \text{win}(d). \end{aligned} \quad \square$$

Definition 2.5. Two codes c and d are *equivalent* if one can be obtained from the other by a circular shift and possibly reversal, i.e. if there exists an integer k such that $\sigma_k(c) = d$ or $\rho\sigma_k(c) = d$.

Definition 2.6. A code is *canonical* if it is lexicographically maximal among all equivalent codes.

No simple way is known to check whether a given code is the boundary-edges code of some benzenoid. However, there is an obvious necessary condition.

Lemma 2.2. *Let B be a benzenoid with at least 2 hexagons. Then $\text{win}(\text{code}(B)) = 6$.*

Proof. The proof proceeds by induction on the number of hexagons, h .

The only benzenoid with $h = 2$ hexagons is naphthalene, with code 55. Clearly, $\text{win}(55) = 10 - 2 \cdot 2 = 6$.

It is known that any benzenoid B with h hexagons can be obtained from some benzenoid B' with $h - 1$ hexagons by adding a new hexagon using either one-, two-, three-, four- or five-contact addition, where k -contact implies that k edges of the new hexagon are identified with k consecutive edges of B' (see [30, pp. 12–13]). Let $\text{code}(B) = c$ and $\text{code}(B') = c'$. Assume that $\text{win}(c') = 6$.

If B is obtained by one-contact addition then c can be obtained from c' by replacing the symbol s (the one that corresponds to the part of the boundary where the new hexagon was attached) with $s_1 5 s_2$ where $s_1 + s_2 = s - 1$. Then

$$\text{win}(c) = (\text{sum}(c') + 5 - 1) - 2(\text{len}(c') + 2) = \text{win}(c') = 6.$$

Analogous arguments can be used for other types of addition. □

3 Convex benzenoids and convexity deficit

3.1 Graph invariants

A *graph invariant* is a function from a class of graphs to a class of values (e.g. integers, real numbers, polynomials) that takes the same value for any two isomorphic graphs. Graph invariants may be categorised by codomains of the functions that define them. When the codomain is the Boolean domain, they are called *graph properties*. (For example, a graph can either be bipartite or non-bipartite.) Numerous *integer invariants* exist for graphs: order, size, diameter, girth, genus, chromatic number, etc. Perhaps the most well-known integer invariant in chemical graph theory is the Wiener index [36]. An example of a *real number invariant* is the Estrada index [17]. In the literature one can find thousands of graph invariants.

3.2 Convex benzenoids

In 2012, a special sub-family of benzenoids, called *convex benzenoids*, was introduced by Cruz, Gutman and Rada [11]. This family was further studied and enumerated in [5]. A convex benzenoid can be characterised via its boundary-edges code.

Definition 3.1. Benzenoid B is *convex* if its boundary-edges code contains no 1.

The above statement is Proposition 3 in [5]. Since this is one possible characterisation of convex benzenoids we may use it as a definition here.

We note in passing that for infinite benzenoids the situation is more complex. As shown in [4] infinite benzenoids may have more than one boundary component and may need several infinite codes for its description. Sometimes the code does not describe an infinite benzenoid up to isomorphism. An example of such an infinite convex benzenoid that is not determined by its boundary-edges code is called a *strip* in [4]. Strips of different width have the same boundary-edges code. Hence, in this paper we focus mainly on finite benzenoids.

3.3 Convexity deficit

Both convex and non-convex benzenoids play important and sometimes distinct roles in organic chemistry. For example, in the simplest case of benzenoid isomers, convex anthracene comprising three linearly fused hexagons is less stable than non-convex phenanthrene (see Figure 2). In qualitative theories, this is variously attributed to the larger number of Kekulé structures

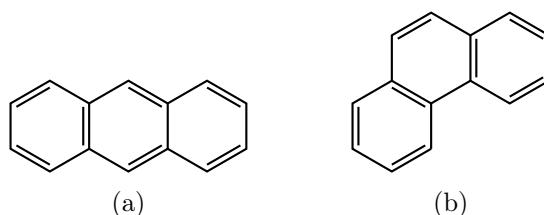


Figure 2: The two 3-hexagon Kekulean benzenoids: (i) anthracene, (ii) phenanthrene.

in phenanthrene (5 vs. 4), its higher Fries number (3 vs. 2) or its higher Clar number (2 vs. 1), all of which are inextricably linked to its angular, non-convex shape. We think it will be useful to introduce a measure that will tell us by how much the shape of benzenoid departs from convexity. We call this measure the *convexity deficit*.

Definition 3.2. A benzenoid B with boundary-edges code c is k -convex, $k \geq 0$, if the average of $k + 1$ consecutive values in c is always at least 2. The minimum such value of k is called the *convexity deficit* of B and is denoted by $\text{cd}(B)$.

For an infinite benzenoid B , we may have $\text{cd}(B) = \infty$.

We may write down a formal definition:

$$\text{avg}(c, k) = \min \left\{ \frac{\text{sum}(d)}{\text{len}(d)} \mid d \subseteq c \text{ and } \text{len}(d) = k \right\}$$
$$\text{cd}(B) = \text{cd}(c) = \min \{k \mid k \geq 0 \text{ and } \text{avg}(c, k + 1) \geq 2\}$$

Note that in the first formula $d \subseteq c$ denotes any subcode consisting of cyclically consecutive symbols of code c . Note that convexity deficit generalises the notion of convexity for benzenoids. Clearly, $\text{cd}(B) = 0$ is equivalent to saying that there is no 1 in the code.

Proposition 3.1. *A benzenoid B is convex if and only if $\text{cd}(B) = 0$.* □

Proposition 3.2. *If B is a finite benzenoid then*

$$0 \leq \text{cd}(B) \leq \text{len}(\text{code}(B)) - 1.$$

Proof. Let $c = \text{code}(B)$. Recall the definition of winding. Since $\text{win}(c) = \text{sum}(c) - 2 \text{len}(c) = 6$, we have

$$\frac{\text{sum}(c)}{\text{len}(c)} = 2 + \frac{6}{\text{len}(c)} > 2.$$

Hence any (finite) benzenoid is k -convex at least for $k = \text{len}(c) - 1$. □

We note that for infinite benzenoids there exists no upper bound on the convexity deficit.

Proposition 3.3. *There exist infinite benzenoids B that are not k -convex for any finite value of $k \geq 0$.*

Proof. An example is the infinite benzenoid with boundary-edges code $\dots 2221222 \dots$ shown in Figure 3. It is the complement of the anvil \mathcal{AN} [4]. □

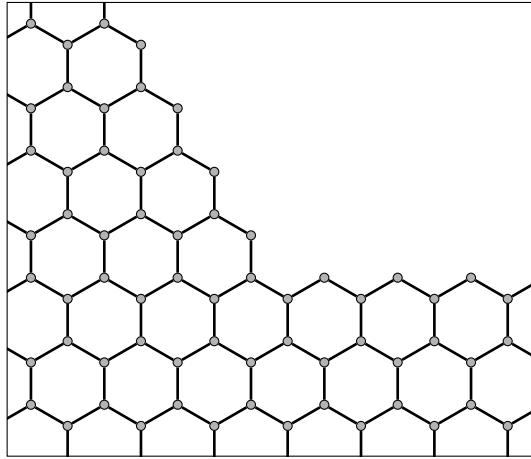


Figure 3: The infinite benzenoid with boundary-edges code $\dots 2221222 \dots$

3.4 Quasi-convex and pseudo-convex benzenoids

Now we turn our attention to the non-convex benzenoids that are closest to convex, i.e. the benzenoids with the next smallest convexity deficit.

Definition 3.3. A 1-convex benzenoid which is not 0-convex (i.e., $\text{cd}(B) = 1$) is called *quasi-convex*.

Note that quasi-convex benzenoids admit a simple characterisation via the boundary-edges code.

Proposition 3.4. *A benzenoid is quasi-convex if and only if its boundary-edges code contains at least one 1 but no sub-sequence 11, 12, or 21.*

Proof. A quasi-convex benzenoid is not convex, hence its code contains a 1. Let a and b be two cyclically consecutive numbers in the code of this benzenoid. Since it is 1-convex, $a + b \geq 4$, hence 11, 12, and 21 are forbidden. The converse also follows. □

Convex benzenoids can be classified into families with a common fundamental shape, where zig-zag (2^k) sub-sequences define the edges of the shape. Similarly, all quasi-convex benzenoids have a fundamental shape where the edges are defined by either zig-zag or armchair $(1(31)^k)$ sub-sequences. The fundamental shape of a convex benzenoid has at most 6 edges; for a quasi-convex benzenoid it has at most 12. Zig-zag and armchair termination have consequences for stability of benzenoids [21] and conductivity of nanotubes [22]. A quasi-convex benzenoid that has no zig-zag sub-sequences in its boundary-edges code will be called *pseudo-convex*.

Definition 3.4. A benzenoid whose boundary-edges code contains at least one 1 but no sub-sequence 11 and 2 is called *pseudo-convex*.

Proposition 3.5. Every pseudo-convex benzenoid is quasi-convex but the converse is not true. \square

Here are some small examples. Note that naphthalene 55 is convex, phenanthrene 5351 is pseudo-convex and benzo[a]pyrene 513432 is quasi-convex (but not pseudo-convex). A smaller example of such a benzenoid is described by 52441. They are shown in Figures 4 and 5. The BEC 52441 applies to the “pistol” polyhex [25], named for its shape. BEC apply equally to benzenoids and polyhexes.

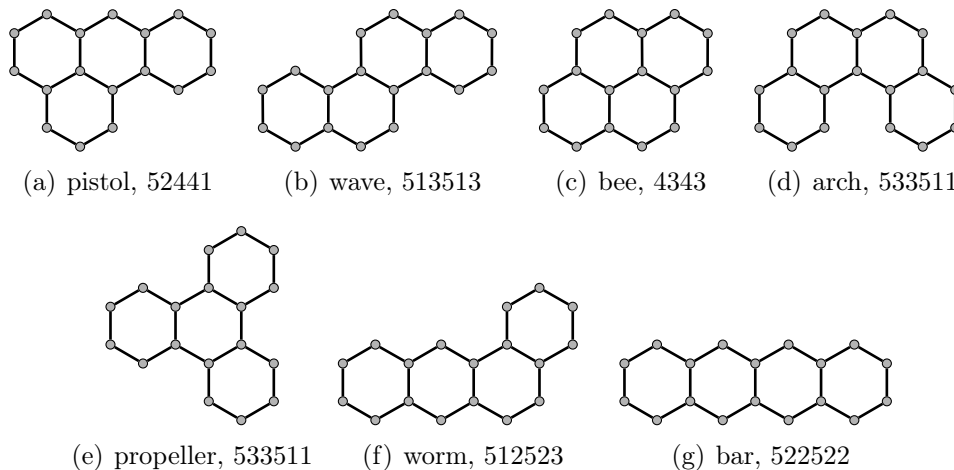


Figure 4: The seven polyhexes composed of four hexagons [25], and their BEC.

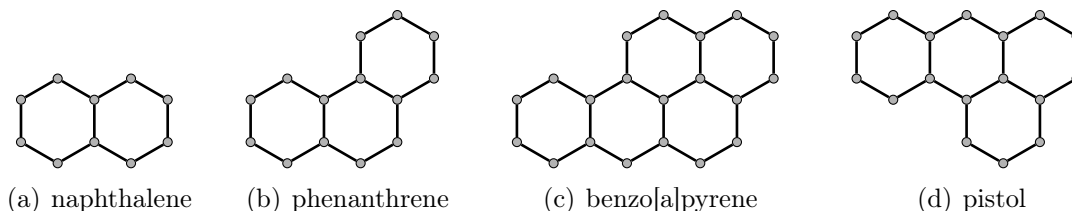


Figure 5: Small examples of (a) convex, (b) pseudo-convex and (c), (d) quasi-convex benzenoids.

We have developed software that transforms the boundary edges code to the description of a benzenoid via position of its hexagons in the hexagonal tessellation of the plane, as well as a tool that can draw the corresponding benzenoid. We can also compute several parameters such as convexity deficit (of course, convexity deficit is obtained directly from the BEC). We present computational results in Tables 1 and 2. One is a table of small benzenoids, together with their names and basic properties. The other lists some of the infinite families of benzenoids. Some of the representatives of families presented in Table 2 are depicted in Figure 6.

Table 1: List of small benzenoids and their features. The list is complete up to 4 hexagons.

Name	BEC	h	Class	cd	Formula	CAS
benzene	6	1	convex	0	C ₆ H ₆	71-43-2
naphthalene	55	2	convex	0	C ₁₀ H ₈	91-20-3
phenalene/phenalenyl	444	3	convex	0	C ₁₃ H ₉	203-80-5
anthracene	5252	3	convex	0	C ₁₄ H ₁₀	120-12-7
phenanthrene	5351	3	pseudo-convex	1	C ₁₄ H ₁₀	85-01-8
tetracene/naphthacene	522522	4	convex	0	C ₁₈ H ₁₂	92-24-0
pyrene	4343	4	convex	0	C ₁₆ H ₁₀	129-00-0
benzophenalenyl	52441	4	quasi-convex	1	C ₁₇ H ₁₁	112772-04-0
chrysene	513513	4	pseudo-convex	1	C ₁₈ H ₁₂	218-01-9
triphenylene	515151	4	pseudo-convex	1	C ₁₈ H ₁₂	217-59-4
benzo(c)phenanthrene	533511	4		2	C ₁₈ H ₁₂	195-19-7
benz(a)anthracene	512523	4		2	C ₁₈ H ₁₂	56-55-3
olympicene/olimpicenyl	42433	5	convex	0	C ₁₉ H ₁₁	191-33-3
pentacene	52225222	5	convex	0	C ₂₂ H ₁₄	135-48-8
picene	51315313	5	pseudo-convex	1	C ₂₂ H ₁₄	213-46-7
[5]helicene	53335111	5		3	C ₂₂ H ₁₄	188-52-3
perylene	441441	5	pseudo-convex	1	C ₂₀ H ₁₂	198-55-0
benzo(a)pyrene	513432	5	quasi-convex	1	C ₂₀ H ₁₂	50-32-8
benzo(e)pyrene	514341	5	pseudo-convex	1	C ₂₀ H ₁₂	192-97-2
dibenz(a,h)anthracene	53215321	5		2	C ₂₂ H ₁₄	53-70-3
pentaphene	52125232	5		3	C ₂₂ H ₁₄	222-93-5
dibenz(a,j)anthracene	51215323	5		3	C ₂₂ H ₁₄	224-41-9
triangulenyl	424242	6	convex	0	C ₂₂ H ₁₂	
anthanthrene	324324	6	convex	0	C ₂₂ H ₁₂	191-26-4
hexacene	5222252222	6	convex	0	C ₂₆ H ₁₆	258-31-1
benzo(ghi)perylene	414333	6	pseudo-convex	1	C ₂₂ H ₁₂	191-24-2
zethrene	42144214	6		2	C ₂₄ H ₁₄	214-63-1
coronene	333333	7	convex	0	C ₂₄ H ₁₂	191-07-1
heptacene	522222522222	7	convex	0	C ₃₀ H ₁₈	258-38-8
peropyrene	43134313	7	pseudo-convex	1	C ₂₆ H ₁₄	188-96-5
terrylene	4413144131	8	pseudo-convex	1	C ₃₀ H ₁₆	188-72-7
tribenzo[b,n,pqr]perylene	5141251331	8		2	C ₃₀ H ₁₆	190-81-8
tribenzo[b,k,pqr]perylene	5141415131	8	pseudo-convex	1	C ₃₀ H ₁₆	
tribenzo[b,ghi,n]perylene	5141251331	8		2	C ₃₀ H ₁₆	
ovalene	33323332	10	convex	0	C ₃₂ H ₁₄	190-26-1
teropyrene	431313431313	10	pseudo-convex	1	C ₃₆ H ₁₈	
hexabenzobc,ef,hi,kl,no,qr]coronene	414141414141	13	pseudo-convex	1	C ₄₂ H ₁₈	190-24-9
hexabenzoa,d,g,j,m,p]coronene	511511511511511511	13		2	C ₄₈ H ₂₄	1065-80-1
dicoronylene	23333212333321	15		3	C ₄₈ H ₂₀	98570-53-7

Table 2: Some families of benzenoids and their convexity defect.

Benzenoid family		BEC
$h(B)$	$cd(B)$	Source
Linear	$L(n), n \geq 2$	$52^{n-2}52^{n-2}$
n	0 (convex)	[15, p. 62]
Two segments	$M_2(m, n), m, n > 1$	$52^{m-2}12^{n-2}52^{n-2}32^{m-2}$
$m + n - 1$	$m + n - 3$	[15, p. 62]
Three segments	$M_3(m, n, k), m, n, k > 1$	$52^{k-2}12^{m-2}12^{n-2}52^{n-2}32^{m-2}32^{k-2}$
$m + n + k - 2$	$m + n + k - 4$	[15, p. 62]
Three segments	$Z_3(m, n, k), m, n, k > 1$	$52^{n-2}12^{k-2}32^{m-2}52^{m-2}12^{k-2}32^{n-2}$
$m + n + k - 2$	$\max\{m, n\} + k - 3$	[15, p. 62]
Chevron	$Ch(n, m, k), n, m, k \geq 2$	$42^{n-2}32^{k-2}32^{m-2}32^{n-2}42^{m-2}12^{k-2}$
$n(m + k - 1)$	$m + k - 3$	[28, 14], [15, p. 111]
Prolate triangle	$P_3(m), m \geq 2$	$51(31)^{m-2}52^{m-2}32^{m-2}$
$\frac{1}{2}m(m + 1)$	1 (quasi-convex)	[15, p. 182]
Prolate pentagon	$P_5(m, n), m, n \geq 2$	$32^{n-2}41(31)^{m-2}42^{n-2}32^{m-2}32^{m-2}$
$\frac{1}{2}m(m + 1) + (n - 1)(2m - 1)$	1 (quasi-convex)	[15, p. 182]
Oblate triangle	$O_3(m), m \geq 2$	$43(13)^{m-2}42^{m-2}32^{m-2}$
$\frac{1}{2}m(m + 1) + (m - 1)$	$\begin{cases} 0 \text{ (convex)} & m = 2 \\ 1 \text{ (quasi-convex)} & m > 2 \end{cases}$	[15, p. 197]
Problate triangle	$B_3(m), m \geq 2$	$4(31)^{m-1}52^{m-1}32^{m-2}$
$\frac{1}{2}m(m + 3)$	1 (quasi-convex)	[15, p. 197]
Prolate rectangle	$P_4(m, n), m, n \geq 2$	$42^{n-2}4(13)^{m-2}142^{n-2}4(13)^{m-2}1$
$nm + (n - 1)(m - 1)$	1 (quasi-convex)	[41], [15, p. 201]
Dihedral all-benzenoids	$S(m), m \geq 1$	$51215(13)^{m-1}151215(13)^{m-1}1$
$7m$	3	[24], [15, p. 215]
	$T(2)$	51415141
6	1 (pseudo-convex)	[24], [15, p. 215]
	$T(m), m \geq 3$	$41414(13)^{m-3}141414(13)^{m-3}1$
$7m - 8$	1 (pseudo-convex)	[24], [15, p. 215]

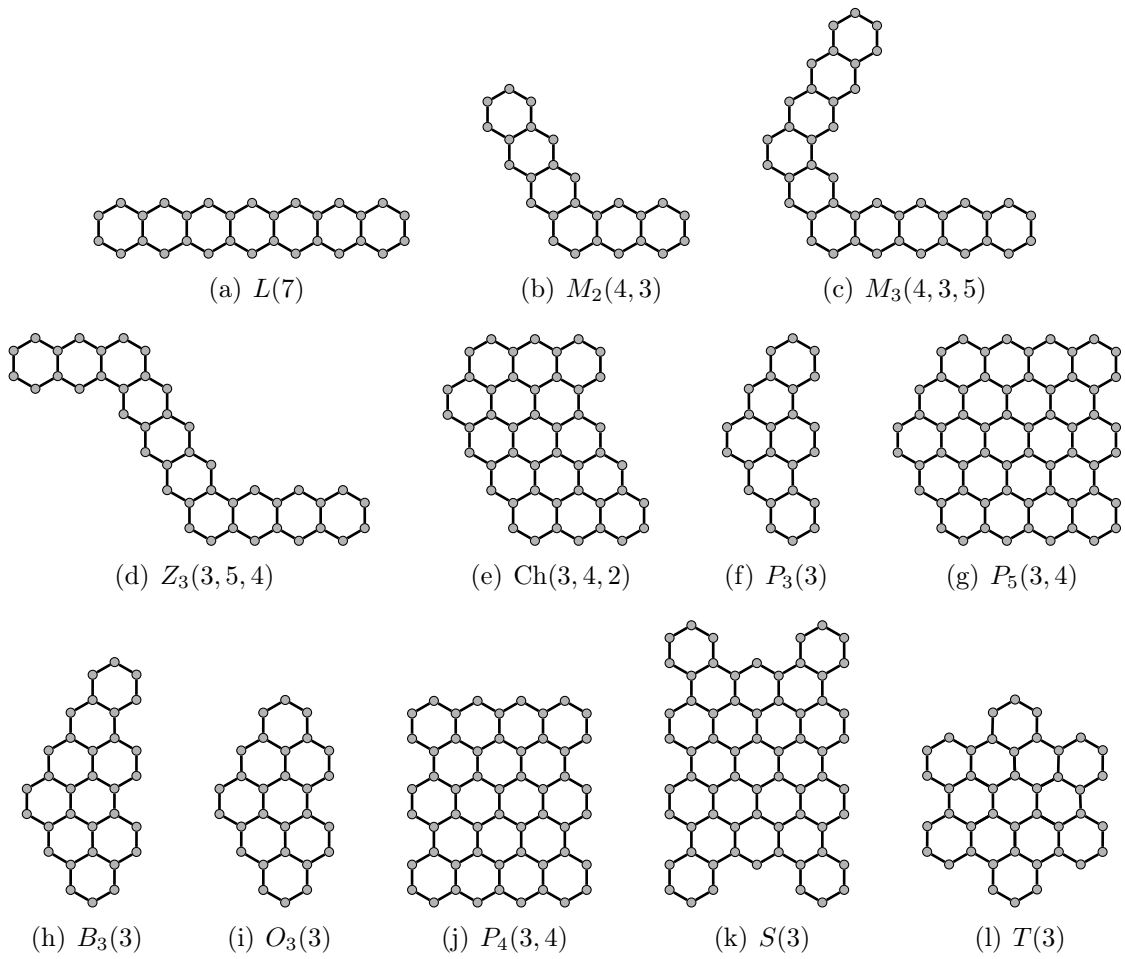


Figure 6: Examples of the families defined in Table 2.

4 Extremal convexity deficit

Clearly benzenoids with a small number of hexagons cannot have large convexity deficit. For instance, benzenoids with up to 5 hexagons have convexity deficit at most 3.

Definition 4.1. Let B be a benzenoid. Let $h(B)$ denote the number of hexagons of B . Let $\text{mcd}(h)$ denote the maximum convexity deficit among all benzenoids on h hexagons, i.e.

$$\text{mcd}(h) = \max \{ \text{cd}(B) \mid h(B) = h \}.$$

Call each benzenoid attaining $\text{cd}(h)$ *extremal*, and $\text{ex}(h)$ the number of extremal benzenoids with h hexagons.

We performed a computer search to find extremal benzenoids among all benzenoids with h hexagons for all $h \leq 18$. The results are summarised in Table 3. In particular, we noticed that only one extremal benzenoid is pericondensed. It has $h = 6$ hexagons and can be described by the boundary-edges code 533244111 and is depicted in Figure 7(a). Moreover, all other extremal benzenoids with $h \leq 6$ are unbranched. There is a unique smallest branched extremal benzenoid having $h = 7$. It has boundary-edges code 523315151112 and is depicted in Figure 7(b). Note that the spiral benzenoid $S(h)$ attains the maximum value of convexity deficit among all unbranched catacondensed benzenoids. For $h \geq 14$, it appears that all extremal benzenoids are branched.

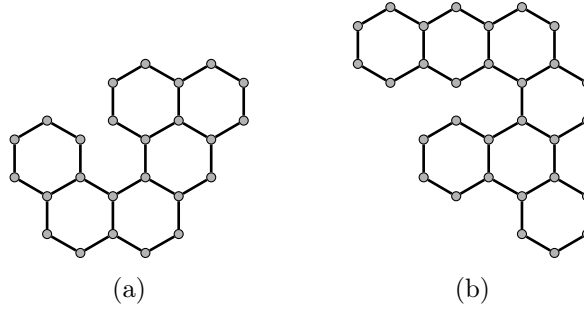


Figure 7: The only known pericondensed extremal benzenoid (a) and the smallest branched extremal benzenoid (b).

We were able to find an interesting family of benzenoids, one member for each number of hexagons. We call them *spiral benzenoids*.

Definition 4.2. Let $S(h)$ denote the spiral benzenoid on $h \geq 2$ hexagons determined by the following procedure. Let a and b denote the following infinite codes:

$$a = 33323232322322322232223 \dots = \bigoplus_{k=0}^{\infty} (2^k 3)^3$$

$$b = 111212122122122122212221 \dots = \bigoplus_{k=0}^{\infty} (2^k 1)^3,$$

using \bigoplus for repeated concatenation using the \oplus operation. Let $a(\ell)$ denote the substring composed of the first ℓ symbols of a and similarly define $b(\ell)$. Let

$$w(\ell) = 5a(\ell)5\rho b(\ell),$$

where $\rho b(\ell)$ denotes the reversal of $b(\ell)$. The *spiral benzenoid*, denoted $S(h)$, has h hexagons and is defined by the boundary-edges code $w(h - 2)$.

For an example of $S(h)$, see Figure 4.

Example 4.1. For small values of ℓ we obtain:

$$\begin{aligned} S(2) &= w(0) = 55, \\ S(3) &= w(1) = 5352, \\ S(4) &= w(2) = 533511, \\ S(5) &= w(3) = 53335111, \\ S(6) &= w(4) = 5333252111, \text{ etc.} \end{aligned}$$

All $S(2), \dots, S(13)$ are extremal.

It is easy to find the extremal fusenes in the subclass \mathcal{F}' . A small example is [6]helicene in Figure 1(d).

Proposition 4.1. *In the class of unbranched catacondensed fusenes \mathcal{F}' , the helicene $51^{h-2}53^{h-2}$ obtains the maximal convexity deficit among all $F \in \mathcal{F}'$ with $h \geq 2$ hexagons. The maximal convexity deficit is $\max\{2h - 7, h - 2\}$.*

Proof. Each unbranched catacondensed fusene can be described with a boundary-edges code $5s_1s_2\dots s_{h-2}5\bar{s}_1\bar{s}_2\dots\bar{s}_{h-2}$, where $s_i + \bar{s}_i = 4$ for all $1 \leq i \leq h - 2$. It is clear that by setting $s_i = 1$ for all $i = 1, \dots, h - 2$ we will obtain one of the fusenes, let us denote it by F , with the longest possible subcode c such that $\frac{\text{sum}(c)}{\text{len}(c)} < 2$.

If h is large enough, then code will contain $h - 2$ symbols 1, symbol 5 and a certain number, let us denote it by ℓ , of symbols 3. We are looking for the largest possible ℓ such that

$$\frac{(h - 2) + 5 + 3\ell}{h - 2 + 1 + \ell} < 2. \quad (1)$$

Table 3: Maximal convexity deficit $\text{mcd}(h)$ for each $2 \leq h \leq 18$ and the number of extremal benzenoids $\text{ex}(h)$. The last column contains an example of such a benzenoid.

h	$\text{mcd}(h)$	$\text{ex}(h)$	An example (boundary-edges code)
2	0	1	55
3	1	1	5351
4	2	2	532521
5	3	6	52325212
6	4	16	5232252212
7	6	3	523315151112
8	8	2	53323325211211
9	10	3	5332332252211211
10	12	6	533233222522211211
11	14	16	52311121225223233312
12	16	37	533233222225222211211
13	18	102	53323322222252222211211
14	21	2	53332322215133511122212111
15	23	12	5332332132151335111213211211
16	25	42	533323222321513351112122212111
17	27	149	53323321323215133511121213211211
18	29	489	5333232223232151335111212122212111

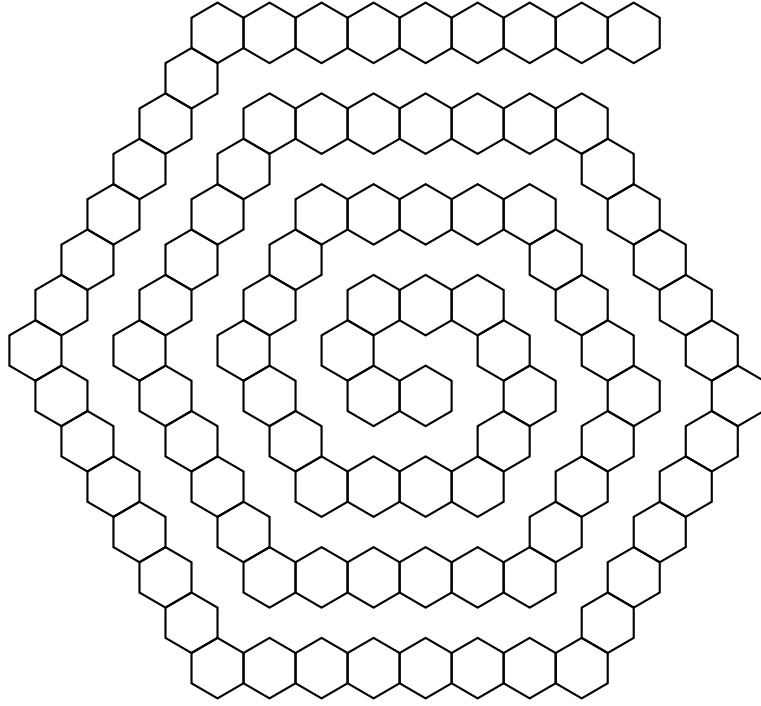


Figure 8: Spiral benzenoid $S(h)$ on h hexagons has $\text{cd}(S(h)) = \max\{h - 2, 2h - 8\}$.

Equation (1) is equivalent to

$$\ell < h - 5 \quad (2)$$

when $h + \ell > 3$ (this holds for large enough h since $\ell \geq 0$). From Equation (2) it follows that we can take $\ell = h - 6$. This is valid if $h \geq 6$ and the convexity deficit equals $(h - 2) + 1 + (h - 6) = 2h - 7$.

If $h < 6$, then there are only 4 fusenes to analyse. By manual inspection we can see that the convexity deficit in each case is $h - 2$. \square

Proposition 4.2. *Among all catacondensed unbranched benzenoids on h hexagons, $S(h)$ has the maximal convexity deficit. The convexity deficit of $S(h)$ is $\text{cd}(S(h)) = \max\{h - 2, 2h - 8\}$.*

Proof. First, observe that the code 533323 is a subcode of $S(h)$ for all $h \geq 7$.

We know that $\text{sum}(S(h)) = 4h + 2$ and $\text{len}(S(h)) = 2h - 2$.

Let c be the subcode of $\text{code}(S(h))$ that is obtained from $\text{code}(S(h))$ by erasing 533323 (i.e. $c = 11121\dots$). Then $\text{sum}(c) = 4h + 2 - 19 = 4h - 17$ and $\text{len}(c) = 2h - 2 - 6 = 2h - 8$. Therefore

$$\frac{\text{sum}(c)}{\text{len}(c)} = \frac{4h - 17}{2h - 8} < 2.$$

It is easy to see that the above also holds for all prefixes of the code c . This implies that $\text{cd}(S(h)) \geq 2h - 8$ for all $h \geq 7$. Let us now show that there exists no unbranched benzenoid B such that $\text{cd}(B) = 2h - 7$.

For contradiction, suppose that there exists an unbranched benzenoid B such that $\text{cd}(B) = 2h - 7$. Let c be the code which remains when the maximal subcode d , for which $\frac{\text{sum}(d)}{\text{len}(d)} < 2$, is erased from $\text{code}(B)$. We have $\text{len}(c) = 5$ and

$$\frac{4h + 2 - \text{sum}(c)}{2h - 7} < 2.$$

If h is large enough, we obtain $\text{sum}(c) > 16$. The code c contains 5 symbols, each of which is an element of the set $\{1, 2, 3, 5\}$. One of the symbols must be 5 (otherwise the sum can not

be greater than 16). Also, the code cannot contain symbol 5 twice if the benzenoid is large enough (their corresponding hexagons are located at the opposite ends of the chain). From $\text{sum}(c) > 16$ it follows that all the other symbols have to be 3. The code 353 can not be a subcode of a benzenoid due to geometric restrictions. The only remaining option is $c = 53333$, which again can not be a subcode of a benzenoid, a contradiction.

Therefore, $S(h)$ attains the maximal convexity deficit among all unbranched benzenoids on h hexagons. \square

4.1 Conclusion

In this contribution we have briefly revisited several families of benzenoids that have been studied in the past. Most of them are taken from the book by Cyvin and Gutman [15, p. 62]. Here they are defined rigorously by the boundary-edges code instead of relying on pictorial representations. We considered extremal benzenoids with respect to convexity deficit. Table 3 summarises all small cases up to 18 hexagons. BECs of these benzenoids are stored in [6]. We observed from these data that some clear patterns emerged.

In particular, let $F(h, k)$ denote the number of benzenoids on h hexagons having convexity deficit equal to k . Note that $F(h, \text{mcd}(h)) = \text{ex}(h)$ and $F(h, k) = 0$ for all $k > \text{mcd}(h)$.

Conjecture 4.3. *Let $h \geq 0$. The sequence*

$$F(h, 0), F(h, 1), F(h, 2), \dots, F(h, \text{mcd}(h))$$

is unimodal.

The motivation for the previous statement comes from computational investigation for small values of h .

Our empirical studies show an interesting picture of extremal benzenoids. It seems that:

- (1) there is only one extremal benzenoid that is pericondensed;
- (2) there are only finitely many extremal unbranched pericondensed benzenoids;
- (3) all extremal benzenoids for $h \geq 14$ are branched;
- (4) there is no upper bound on the number of branched points of extremal benzenoids when h tends to infinity.

These observations could be formulated as conjectures and are a subject of further research.

Acknowledgements

This work was supported in part by the Slovenian Research Agency (grants P1-0294, N1-032, and J1-7051), the German Research Foundation (grant STA 850/19-2 within SPP 1738), and bilateral Slovenian-German project “Mathematical Foundations of Selected Topics in Science”.

This paper was conceived at the Workshop on Discrete and Computational Biomathematics, and Mathematical Chemistry, Koper, Slovenia, 15 – 17 November 2017, organised by the Slovenian Discrete and Applied Mathematics Society and University of Primorska, FAMNIT, and completed at the 33rd TBI Winterseminar, Bled, Slovenia, 11 – 17 February 2018.

References

- [1] H. I. Abdel-Shafy and M. S. M. Mansour, A review on polycyclic aromatic hydrocarbons: Source, environmental impact, effect on human health and remediation, *Egypt. J. Petrol.* **25** (2016), 107–123, doi:10.1016/j.ejpe.2015.03.011.
- [2] L. J. Allamandola, A. G. G. M. Tielens and J. R. Barker, Interstellar polycyclic aromatic hydrocarbons: the infrared emission bands, the excitation/emission mechanism, and the astrophysical implications, *Astrophys. J. Suppl. S.* **71** (1989), 733–775, doi:10.1086/191396.
- [3] K. Balasubramanian, J. J. Kaufman, W. S. Koski and A. T. Balaban, Graph theoretical characterization and computer-generation of certain carcinogenic benzenoid hydrocarbons and identification of bay regions, *J. Comput. Chem.* **1** (1980), 149–157, doi:10.1002/jcc.540010207.
- [4] N. Bašić, Infinite benzenoids, *Art Discrete Appl. Math.* **2** (2019), #1.09, doi:10.26493/2590-9770.1228.eb5.
- [5] N. Bašić, P. W. Fowler and T. Pisanski, Stratified enumeration of convex benzenoids, *MATCH Commun. Math. Comput. Chem.* **80** (2018), 153–172, http://match.pmf.kg.ac.rs/electronic_versions/Match80/n1/match80n1_153-172.pdf.
- [6] N. Bašić, Convexity Deficit Data (GitHub repository), <https://github.com/nbasic/convexity-deficit-data>.
- [7] G. Brinkmann, G. Caporossi and P. Hansen, A constructive enumeration of fusenes and benzenoids, *J. Algorithms* **45** (2002), 155–166, doi:10.1016/s0196-6774(02)00215-8.
- [8] G. Brinkmann, C. Grothaus and I. Gutman, Fusenes and benzenoids with perfect matchings, *J. Math. Chem.* **42** (2007), 909–924, doi:10.1007/s10910-006-9148-z.
- [9] E. Clar, *Polycyclic Hydrocarbons, Volume 1*, Springer-Verlag, Berlin, 1st edition, 1964, doi:10.1007/978-3-662-01665-7.
- [10] E. Clar, *Polycyclic Hydrocarbons, Volume 2*, Springer-Verlag, Berlin, 1st edition, 1964, doi:10.1007/978-3-662-01668-8.
- [11] R. Cruz, I. Gutman and J. Rada, Convex hexagonal systems and their topological indices, *MATCH Commun. Math. Comput. Chem.* **68** (2012), 97–108, http://match.pmf.kg.ac.rs/electronic_versions/Match68/n1/match68n1_97-108.pdf.
- [12] S. J. Cyvin, J. Brunvoll, R. S. Chen, B. N. Cyvin and F. J. Zhang, *Theory of Coronoid Hydrocarbons II*, volume 62 of *Lecture Notes in Chemistry*, Springer-Verlag, 1994.
- [13] S. J. Cyvin, J. Brunvoll and B. N. Cyvin, *Theory of Coronoid Hydrocarbons*, volume 54 of *Lecture Notes in Chemistry*, Springer-Verlag, 1991.
- [14] S. J. Cyvin, B. N. Cyvin and I. Gutman, Number of Kekulé structures of five-tier strips, *Z. Naturforsch. A* **40** (1985), 1253–1261, doi:10.1515/zna-1985-1211.
- [15] S. J. Cyvin and I. Gutman, *Kekulé Structures in Benzenoid Hydrocarbons*, volume 46 of *Lecture Notes in Chemistry*, Springer, Heidelberg, 1988, doi:10.1007/978-3-662-00892-8.
- [16] S. J. Cyvin and I. Gutman, *Kekulé Structures in Benzenoid Hydrocarbons*, volume 48 of *Lecture Notes in Chemistry*, Springer-Verlag, 1988.

- [17] J. A. de la Peña, I. Gutman and J. Rada, Estimating the Estrada index, *Linear Algebra Appl.* **427** (2007), 70–76, doi:10.1016/j.laa.2007.06.020.
- [18] M. Deza, P. W. Fowler and V. Grishukhin, Allowed boundary sequences for fused polycyclic patches, and related problems, *J. Chem. Inf. Comput. Sci.* **41** (2001), 300–308, doi:10.1021/ci000060o.
- [19] J. R. Dias, *Handbook of Polycyclic Hydrocarbons: Part A, Benzenoid Hydrocarbons*, volume 30A of *Physical Sciences Data*, Elsevier, Amsterdam, 1987.
- [20] J. R. Dias, *Handbook of Polycyclic Hydrocarbons: Part B, Polycyclic Isomers and Heteroatom Analogs of Benzenoid Hydrocarbons*, volume 30B of *Physical Sciences Data*, Elsevier, Amsterdam, 1988.
- [21] J. R. Dias, Perimeter topology of benzenoid polycyclic hydrocarbons, *Journal of Chemical Information and Modeling* **45** (2005), 562–571, doi:10.1021/ci0500334.
- [22] M. S. Dresselhaus, G. Dresselhaus and P. C. Eklund, *Science of Fullerenes and Carbon Nanotubes*, Academic Press, London, 1996, doi:10.1016/b978-0-12-221820-0.x5000-x.
- [23] J. C. Fetzer, *Large ($C_{\geq 24}$) Polycyclic Aromatic Hydrocarbons: Chemistry and Analysis*, volume 158 of *Chemical Analysis: A Series of Monographs in Analytical Chemistry and Its Applications*, Wiley–Interscience, New York, 2000.
- [24] Z. Fuji and C. Rongsi, On Kekulé structure count of hexagonal systems, *Journal of Xinjiang University (Natural Science Edition)* **1986** (1986), 10–15.
- [25] M. Gardner, *Mathematical Magic Show: More Puzzles, Games, Diversions, Illusions and Other Mathematical Sleight-of-Mind from Scientific American*, Vintage, 1978.
- [26] P. J. Garratt, *Aromaticity*, Wiley, New York, 1986.
- [27] H. V. Gelboin and P. O. P. Ts’o (eds.), *Polycyclic Hydrocarbons and Cancer, Volume 1: Environment, Chemistry, and Metabolism*, Academic Press, 1978, doi:10.1016/b978-0-12-279201-4.x5001-4.
- [28] M. Gordon and W. H. T. Davison, Theory of resonance topology of fully aromatic hydrocarbons. I, *J. Chem. Phys.* **20** (1952), 428–435, doi:10.1063/1.1700437.
- [29] X. Guo, P. Hansen and M. Zheng, Boundary uniqueness of fusenes, *Disc. Appl. Math.* **118** (2002), 209–222, doi:10.1016/s0166-218x(01)00180-9.
- [30] I. Gutman and S. J. Cyvin, *Introduction to the Theory of Benzenoid Hydrocarbons*, Springer-Verlag, Heidelberg, 1989, doi:10.1007/978-3-642-87143-6.
- [31] P. Hansen, C. Lebatteux and M. Zheng, The boundary-edges code for polyhexes, *J. Mol. Struct. (Theochem)* **363** (1996), 237–247, doi:10.1016/0166-1280(95)04139-7.
- [32] D. M. Jerina, J. M. Sayer, D. R. Thakker, H. Yagi, W. Levin, A. W. Wood and A. H. Conney, Carcinogenicity of polycyclic aromatic hydrocarbons: The Bay-Region Theory, in: *Carcinogenesis: Fundamental Mechanisms and Environmental Effects*, Springer, Dordrecht, volume 13 of *The Jerusalem Symposia on Quantum Chemistry and Biochemistry*, 1980 pp. 1–12.

- [33] J. V. Knop, K. Szymanski, Ž. Jeričević and N. Trinajstić, Computer enumeration and generation of benzenoid hydrocarbons and identification of bay regions, *J. Comput. Chem.* **4** (1983), 23–32, doi:10.1002/jcc.540040105.
- [34] D. Lloyd, *The Chemistry of Conjugated Cyclic Compounds: To Be or Not to Be Like Benzene?*, John Wiley & Sons, 1989.
- [35] J. N. Murrell, *The Theory of the Electronic Spectra of Organic Molecules*, Methuen, London, 1963.
- [36] D. H. Rouvray, Chapter 2 – The rich legacy of half a century of the Wiener index, in: D. H. Rouvray and R. B. King (eds.), *Topology in Chemistry: Discrete Mathematics of Molecules*, Woodhead Publishing, Chichester, West Sussex, pp. 16–37, 2002, doi:10.1533/9780857099617.16.
- [37] Society of Chemical Industry, London, *Molecular Structure and Organoleptic Quality*, number 1 in S. C. I. Monograph Series, Macmillan, New York, 1958, symposium organized by the Overseas Section, Geneva, May 1957.
- [38] R. J. Taylor, *Electrophilic Aromatic Substitution*, Wiley, Chichester, 1990.
- [39] M. Tomlinson, *An Introduction to the Chemistry of Benzenoid Compounds*, Elsevier, New York, 1971, doi:10.1016/c2013-0-10050-5.
- [40] N. Trinajstić, *Chemical Graph Theory*, CRC Press, Boca Raton, 2nd edition, 1992.
- [41] T. F. Yen, Resonance topology of polynuclear aromatic hydrocarbons, *Theor. Chem. Acc.* **20** (1971), 399–404, doi:10.1007/bf00527196.