

# RAB: Provable Robustness Against Backdoor Attacks

Maurice Weber<sup>†</sup> \*    Xiaojun Xu<sup>‡</sup> \*    Bojan Karlaš<sup>†</sup>    Ce Zhang<sup>†</sup>    Bo Li<sup>‡</sup>

<sup>†</sup> ETH Zurich, Switzerland    {maurice.weber, karlasb, ce.zhang}@inf.ethz.ch

<sup>‡</sup> University of Illinois at Urbana-Champaign, USA    {xiaojun3, lbo}@illinois.edu

## Abstract

Recent studies have shown that deep neural networks (DNNs) are vulnerable to adversarial attacks, including evasion and backdoor (poisoning) attacks. On the defense side, there have been intensive efforts on improving both empirical and provable robustness against evasion attacks; however, provable robustness against backdoor attacks still remains largely unexplored. In this paper, we focus on certifying the machine learning model robustness against general threat models, especially backdoor attacks. We first provide a unified framework via randomized smoothing techniques and show how it can be instantiated to certify the robustness against both evasion and backdoor attacks. We then propose the *first* robust training process, RAB, to smooth the trained model and certify its robustness against backdoor attacks. We derive the robustness bound for machine learning models trained with RAB, and prove that our robustness bound is tight. In addition, we show that it is possible to train the robust smoothed models efficiently for simple models such as K-nearest neighbor classifiers, and we propose an exact smooth-training algorithm which eliminates the need to sample from a noise distribution for such models. Empirically, we conduct comprehensive experiments for different machine learning (ML) models such as DNNs, differentially private DNNs, and K-NN models on MNIST, CIFAR-10 and ImageNet datasets, and provide the first benchmark for certified robustness against backdoor attacks. In addition, we evaluate K-NN models on a spambase tabular dataset to demonstrate the advantages of the proposed exact algorithm. Both the theoretic analysis and the comprehensive evaluation on diverse ML models and datasets shed lights on further robust learning strategies against general training time attacks.

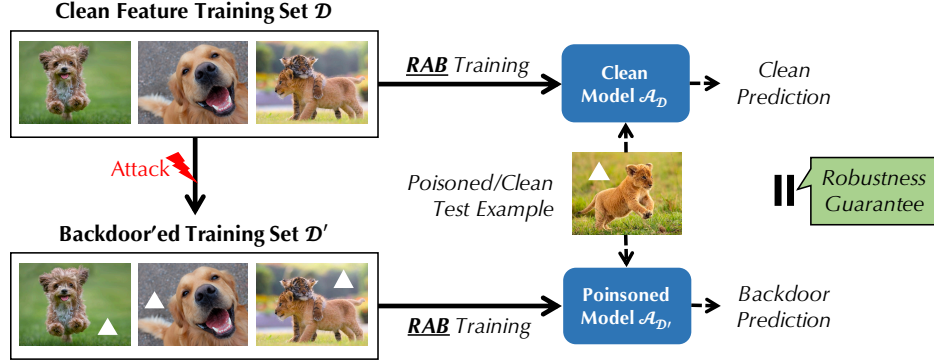
## 1 Introduction

Building machine learning algorithms that are robust to adversarial attacks has been an emerging topic over the last decade. There are mainly two different types of adversarial attacks: (1) *evasion attacks*, in which the attackers manipulate the test examples against a trained machine learning (ML) model, and (2) *data poisoning attacks*, in which the attackers are allowed to perturb the training set. Both types of attacks have attracted intensive interests from academia as well as industry [15, 38, 25, 40].

In response, several empirical solutions have been proposed as defenses against evasion attacks [5, 39, 27, 42]. For instance, adversarial training has been proposed to retrain the ML models with generated adversarial examples [29]; quantization has been applied to either inputs or neural network weights to defend against potential adversarial instances [39]. However, recent studies have shown that these defenses are not resilient against intelligent adversaries responding dynamically to the deployed defenses [5, 2].

As a result, one recent, exciting line of research aims to develop *certifiably robust* algorithms against *evasion attacks*, including both deterministic and probabilistic certification approaches [23]. In particular, among these certified robustness approaches, only randomized smoothing and its variations are able to provide certified robustness against evasion attacks on large scale datasets such as ImageNet [21, 10, 41]. Intuitively, the randomized smoothing based approaches are able to certify the robustness of a smoothed classifier, by

\*The first two authors contribute equally to this work.



**Figure 1:** In this paper, we define a robust training process RAB against backdoor attacks. Given a backdoor’ed dataset  $\mathcal{D}'$  — produced by adding backdoor patterns  $\Delta$  to some instances in the dataset  $\mathcal{D}$  with clean features — this robust training process guarantees that, for all test examples  $x$ ,  $\mathcal{A}_{\mathcal{D}'}(x) = \mathcal{A}_{\mathcal{D}}(x)$ , with high probability when the magnitude of the backdoor pattern  $\Delta$  is within the certification radius.

outputting a consistent prediction for an adversarial input as long as the perturbation is within a certain radius. The smoothed classifier is obtained by taking the expectation over the possible outputs given a set of randomized inputs which are generated by adding noise drawn from a certain distribution.

Despite these recent developments on certified robustness against *evasion attacks*, only empirical studies have been conducted to defend against *backdoor attacks* [36, 14, 17, 22], and the question of how to improve and certify the robustness of given machine learning models against backdoor attacks remains largely unanswered. To our best knowledge, there is no certifiably robust strategy to deal with backdoor attacks yet. Naturally, we ask: *Can we develop certifiably robust ML models against backdoor attacks?*

It is clear that extending existing certification methods against evasion attacks to certifying training-time attacks is challenging given these two significantly different threat models. For instance, even certifying a label flipping training-time attack is non-trivial as illustrated in a concurrent work [32], which proposes to certify against a label flipping attack by setting a limit to how many labels in the training set may be flipped such that it does not affect the final prediction leveraging randomized smoothing. As backdoor attacks involve both label flipping and instance pattern manipulations, providing certifications can be even more challenging.

In particular, in backdoor attacks, an attacker adds small backdoor patterns to a subset of training instances such that the trained model is biased towards test images with the same patterns [16, 8]. Such attacks can be applied to various real-world scenarios such as online face recognition systems [22, 8]. In this paper, we present the first verification process RAB to provide provable robustness for ML models against backdoor attacks. As shown in Figure 1, our *certification goal* is to guarantee *that a test instance which may contain backdoor patterns would be predicted the same by models trained with and without backdoors, as long as the embedded backdoor patterns are within an  $L_p$ -ball of radius  $R$ .*

Our technique to achieve this is mainly inspired by the randomized smoothing technique against evasion attacks [10] but goes significantly beyond it due to the different settings (e.g. evasion and backdoor attacks). Our first step/contribution is to develop a general theoretic framework to generalize randomized smoothing to a much larger family of functions and smoothing distributions. This allows us to support cases in which a classifier is a function that takes as input a test instance *and* a training set. With our framework, we can (1) *provide robustness certificates against both evasion and dataset poisoning attacks*; (2) *certify any classifier which takes as input a tuple of test instance and training dataset* and (3) *prove that the derived robustness bound is tight*. Given this general framework, we can enable a basic version of the proposed RAB framework. At a high level, as shown in Figure 2, given a training set  $\mathcal{D}$ , RAB generates  $N$  additional “smoothed” training data  $\mathcal{D} + \epsilon_i$  ( $i \in \{1, \dots, N\}$ ) drawn from a certain smoothing distribution and train a set of classifiers. These models are then aggregated to generate a “smoothed classifier” for which we prove that its

output will be consistent regardless of whether there are backdoors added during training, as long as the backdoor patterns satisfy certain conditions.

However, this basic version is not enough to provide satisfactory certified robustness against backdoor attacks. When instantiate our theoretical framework with a practical training pipeline provides certified robustness against backdoor attacks, we need to further develop non-trivial techniques to improve two aspects: (1) Certification Radius and (2) Certification Efficiency. Our second step/contribution are two non-trivial technical optimizations. (1) To improve the *certification radius*, we certify DNN classifiers with a data augmentation scheme enabled by hash functions, and in the meantime, explore the impact of a differentially private training process and show that such inherently “smoothed” models enjoy higher certified robustness on certain dataset. This provides additional guidance of improving the certified robustness against backdoor attacks and we hope that it can inspire other researches in the future. (2) To improve the *certification efficiency*, we observed that for certain families of classifiers, namely  $K$ -nearest neighbor classifiers, we can develop an efficient algorithm to compute the smoothing result *exactly*, *eliminating the need to resort to Monte Carlo algorithms as for generic classifiers*.

Our third contribution is an extensive benchmark, evaluating our framework RAB on multiple machine learning models and provide the first collection of certified robustness bounds on a diverse range of datasets such as MNIST, CIFAR-10, ImageNet, and a spambase tabular data. We hope that these experiments and benchmarks can provide future directions for improving the robustness of ML models against backdoors.

Being the first result on certified robustness against backdoor attacks, we believe these results can be further improved. We make the code and evaluation protocol publicly available with the hope to facilitate future research by the community.

In summary, our ***technical contributions*** are as follows:

- We propose a unified framework to certify model robustness against both evasion and backdoor attacks and prove that our robustness bound is tight.
- We provide the first certifiable robustness bound for general machine learning models against backdoor attacks considering *different* smoothing noise distributions.
- We propose an *exact* efficient smoothing algorithm for  $K$ -NN models without needing to sample random noise during training.
- We also show that naturally smoothed models (e.g. differentially private models) can potentially achieve higher certified robustness bound under the RAB framework.
- We conduct extensive reproducible large-scale experiments and provide a benchmark on certified robustness against three representative backdoor attacks for multiple types of models (e.g. DNNs, differentially private DNNs, and  $K$ -NN) on diverse datasets. We also provide a series of ablation studies to further analyze the factors that affect model robustness against backdoors.

***Limitations and Moving Forward.*** In this paper, we take the first step towards what we believe to be an important, timely problem, i.e., *certifiable robustness against backdoor attacks*. As an early endeavor on this challenging problem, we believe that it is important for us to make the limitations of the proposed RAB clear — we hope that this paper can provide inspirations for future research to continue improving upon our methods. First, RAB only provides an efficient PTIME algorithm for  $K$  nearest neighbors (KNN) classifiers and requires the training of multiple models for generic DNN classifiers. Although these training jobs are parallelizable, it is an interesting future direction on how to further decrease the computational complexity for DNN classifiers, or develop efficient PTIME algorithms for other classifiers beyond KNN. Second, RAB focuses on certifying backdoor triggers with limited  $L_p$  bounded magnitude. It is interesting to extend RAB to other threat models considering triggers beyond  $L_p$ , potentially following how [24] extends randomized smoothing to different semantic transformations. Third, RAB only focuses on *certifiable robustness*, and it is interesting to understand how it can be combined with another orthogonal line of research focusing on

empirically detecting backdoors [6, 12, 33]. We believe that such a combination can bring further benefits to both lines of work.

**Outline.** The remainder of this paper is organized as follows. Section 2 provides background on backdoor attacks and related verifiable robustness techniques, followed by the threat model and method overview in Section 3. Section 4 presents the proposed general theoretical framework for certifying robustness against evasion and poisoning attacks, the tightness of the derived robustness bound, and sheds light on a connection between statistical hypothesis testing and certifiable robustness. Section 5 explains in detail the proposed approach RAB to certifying robustness against backdoor attacks under the general framework with Gaussian and Uniform noise distributions. Section 6 analyzes robustness properties of DNNs, differentially private DNNs and  $K$ -NN classifiers and presents algorithms to certify robustness for such models (mainly on binary classifiers). Experimental results are presented in section 7. Finally, Section 8 puts our results in context with existing work and Section 9 concludes.

## 2 Background

In this section, we provide an overview of different backdoor attacks and randomized smoothing for certifying model robustness against evasion attacks.

### 2.1 Backdoor attacks

A backdoor attack aims to inject certain “backdoor” patterns during training and associate such patterns with a specific adversarial target (label). As a result, during testing time, any test instance with such a pattern will be misclassified as the pre-selected adversarial target [17, 8]. ML models with injected backdoors are called *backdoored models* and they are typically able to achieve performance similar to clean models on benign data, making it challenging to detect whether the model has been backdoored.

There are several ways to categorize backdoor attacks. First, based on the *adversarial target design*, the attacks can be characterized as *single target attack* and *all-to-all attack*. In a *single target attack*, the backdoor pattern will cause the poisoned classifier to always return a designed target label. An *all-to-all* attack leverages the backdoor pattern to permute the classifier results.

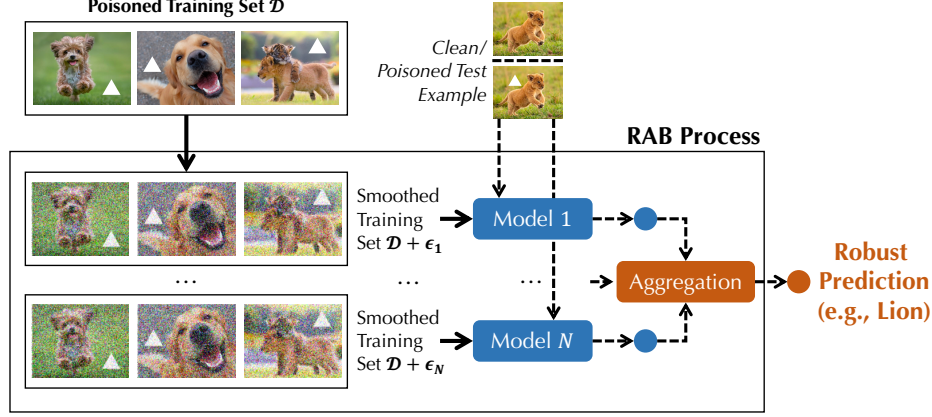
A second categorization is based on *different types of backdoor patterns*. There are *region based* and *blending* backdoor attacks. In the *region based* attack, a specific region of the training instance is manipulated in a subtle way that will not cause human notification [17, 25]. In particular, it has been shown that such backdoor patterns can be as small as only one or four pixels [34]. On the other hand, Chen et al. [8] show that by blending the whole instance with a certain pattern such as a fixed random noise pattern, it is possible to generate effective backdoors to poison the ML models.

In this work, we focus on certifying the robustness against general backdoor attacks, where the attacker is able to add any specific or uncontrollable random backdoor patterns for arbitrary adversarial targets.

### 2.2 Randomized smoothing

To defend against *evasion attacks*, different approaches have been studied: some provide empirical approaches such as adversarial training [26, 4], and some provide theoretic guarantees against  $L_p$  bounded adversarial perturbations. In particular, Cohen et al. [10] have proposed *randomized smoothing* to certify the robustness of ML models against the  $L_2$  norm bounded evasion attacks.

On a high level, the randomized smoothing strategy [10] provides a way to certify the robustness of a *smoothed* classifier against adversarial examples during test time. First, a given classifier is smoothed by adding Gaussian noise  $\varepsilon \sim \mathcal{N}(0, \sigma^2 \mathbf{1}_d)$  around each test instance. Then, the classification gap between a lower bound of the confidence on the top-1 class  $p_A$  and an upper bound of the confidence on the top-2 class



**Figure 2:** An illustration of the RAB robust training process. Given a poisoned training set  $\mathcal{D} + \Delta$  and a training process  $\mathcal{A}$  vulnerable to backdoor attacks, RAB generates  $N$  smoothed training sets  $\{\mathcal{D}_i\}_{i \in [N]}$  and trains  $N$  different classifiers  $\mathcal{A}_i$ .

$p_B$  are obtained. The smoothed classifier will be guaranteed to provide consistent predictions within the perturbation radius, which is a function of the smoothing noise variance  $\sigma$ ,  $p_A$  and  $p_B$ , for each test instance.

However, all these approaches focus on the robustness against *evasion attacks* only, and in this work we aim to first provide a function smoothing framework to certify the robustness against both evasion and poisoning attacks. In particular, the current randomized smoothing strategy focuses on adding noise to induce smoothness on the level of *test instance*, while our unified framework generalizes it to smoothing on the level of *classifiers*. We then specifically describe the additional challenges of certifying robustness against backdoor attacks, and provide theoretic robustness guarantees for different machine learning models, randomized smoothing noise distributions, as well as the tightness of the robustness bounds.

### 3 Threat Model and Method Overview

In this section, we first define the threat model including concise definitions of a backdoor attack, and then introduce the method overview, where we define our robustness guarantee.

#### 3.1 Notation

We write random variables as uppercase letters  $X$  and use the notation  $\mathbb{P}_X$  to denote the probability measure induced by  $X$  and write  $f_X$  to denote the probability density function. Realizations of random variables are written in lowercase letters. For discrete random variables, we use lowercase letters to denote their probability mass function, e.g.  $p(y)$  for a distribution over labels. Feature vectors are taken to be  $d$ -dimensional real vectors  $x \in \mathbb{R}^d$  and the set of labels  $y$  for a  $C$ -multiclass classification problem is given by  $\mathcal{C} = \{1, \dots, C\}$ . A training set  $\mathcal{D}$  consists of  $n$  (feature, label)-pairs  $\mathcal{D} = \{(x_1, y_1), \dots, (x_n, y_n)\}$ . For a dataset  $\mathcal{D}$  and a collection of  $n$  feature vectors  $d = \{d_1, \dots, d_n\}$ , we write  $\mathcal{D} + d$  to denote the set  $\{(x_1 + d_1, y_1), \dots, (x_n + d_n, y_n)\}$ . We view a classifier as a deterministic function that takes as input a tuple with a test instance  $x$  and a training set  $\mathcal{D}$  and returns a class label  $y \in \mathcal{C}$ . Formally, given a dataset  $\mathcal{D}$  and a test instance  $x$ , a classifier  $h$  learns a conditional probability distribution  $p(y|x, \mathcal{D})$  over class labels and outputs the label which is deemed most likely under the learned distribution  $p$ :

$$h(x, \mathcal{D}) = \arg \max_y p(y|x, \mathcal{D}). \quad (1)$$

We omit the dependence on model parameters throughout this paper and tacitly assume that the learned model is based on parameters obtained from training on the dataset  $\mathcal{D}$  via some optimization schemes such as

stochastic gradient descent.

### 3.2 Threat Model and the Goal of Defense

First, we define our threat model: an adversary carries out a backdoor attack against a classifier  $h$  and a clean dataset  $\mathcal{D} = \{(x_i, y_i)\}$ . The attacker has in mind a target backdoor pattern  $\Omega_x$  and a target class  $\tilde{y}$  and the adversarial goal is to alter the dataset such that, given a clean test example  $x$ , adding the backdoor pattern to  $x$  (i.e.,  $x + \Omega_x$ ) will *alter* the classifier output  $\tilde{y}$  with high probability. In general, the attack can replace  $r$  training instances  $(x_i, y_i)$  by backdoored instances  $(x_i + \Omega_x, \tilde{y}_i)$ . We remark that the attacker could embed distinct patterns to each instance and our result naturally extends to this case. Thus, summarizing the backdoor patterns as the collection  $\Delta(\Omega_x) := \{\delta_1, \dots, \delta_r, 0, \dots, 0\}$ , we formalize a backdoor attack as the transformation  $(\mathcal{D}, \Omega_x, \tilde{y}) \rightarrow \mathcal{D}_{BD}(\Omega_x, \tilde{y})$ :

$$\mathcal{D}_{BD}(\Omega_x, \tilde{y}) = \{(x_i + \delta_i, \tilde{y}_i)\}_{i=1}^r \cup \{(x_i, y_i)\}_{i=r+1}^n \quad (2)$$

We often write  $\mathcal{D}_{BD}(\Omega_x)$  instead of  $\mathcal{D}_{BD}(\Omega_x, \tilde{y})$  when our focus is on the backdoor pattern  $\Omega_x$  instead of the target class  $\tilde{y}$ . We define the backdoor attack succeeds on test example  $x$  when

$$h(x + \Omega_x, \mathcal{D}_{BD}(\Omega_x)) = \tilde{y} \quad (3)$$

**Goal of Defense.** One natural goal to defend against the above backdoor attack is to ensure the prediction of  $h(x + \Omega_x, \mathcal{D}_{BD}(\Omega_x))$  to be *independent* of the pattern  $\Omega_x$ , i.e.,

$$h(x + \Omega_x, \mathcal{D}_{BD}(\Omega_x)) = h(x + \Omega_x, \mathcal{D}_{BD}(\emptyset)) \quad (4)$$

where  $\mathcal{D}_{BD}(\emptyset)$  is the dataset without any embedded backdoor patterns ( $\delta_i = 0$ ). When this is true, the attacker obtained *no additional information* by knowing the pattern  $\Omega_x$  embedded in the training set. That is to say, given a test instance which may contain a backdoor pattern, its prediction would be the same on the models trained with and without backdoors.

### 3.3 Method Overview

**Certified Robustness against Backdoors.** We aim to obtain a robustness bound  $R$  such that, whenever the sum of the magnitude of backdoors is below  $R$ , the prediction of the backdoored classifier is the same as when the classifier is trained on benign data. Formally, if  $\mathcal{D}_{BD}(\Omega_x)$  denotes the backdoored training set, and  $\mathcal{D}$  the training set containing clean features, we say that a classifier is *provably robust* whenever

$$\sqrt{\sum_{i=1}^r \|\delta_i\|_2^2} < R \quad (5)$$

implies that  $h(x + \delta, \mathcal{D}_{BD}(\Omega_x)) = h(x + \delta, \mathcal{D}_{BD}(\emptyset))$ .

Our approach to obtaining the aforementioned robustness guarantee is based on randomized smoothing, which leads to a robust training pipeline, termed RAB, as illustrated in Figure 2. Given a clean dataset  $\mathcal{D}$  and a backdoored dataset  $\mathcal{D}_{BD}(\Omega_x)$ , the goal of the defender is to make sure that the prediction on test instances embedded with the pattern  $\Omega_x$  is the same over models trained with  $\mathcal{D}_{BD}(\emptyset)$ .

Different from randomized smoothing based certification against evasion attacks, here it is not enough to only smooth the test instances. Instead, in RAB, we will first add noise vectors, sampled from a smoothing distribution, to the given training instances, so as to obtain a collection of “smoothed” training sets. We subsequently train a model on each training set, and aggregate their final outputs together as the final “smoothed” prediction. After this process, we show that it is possible to leverage the Neyman Pearson lemma in order to derive a robustness condition for this smoothed training process RAB. Additionally, the connection



to the Neyman Pearson lemma also allows us to prove that the obtained robustness bound is tight. Note that in the RAB framework, it requires the training instances to be “smoothed” by a set of independent noise drawn from certain distribution. Thus, some natural approaches for achieving model stability such as the differential privacy based approaches are not directly applicable here. We will evaluate the differentially private models under our framework in the experimental section and show that it is possible to combine these different model stabilization approaches to improve and certify the model robustness against backdoors.

In the following, we illustrate the RAB pipeline in three steps. In Section 4, we introduce our theoretical foundation on a unified framework for certifying robustness against both evasion and backdoor attacks. In Section 5, we introduce how to apply our unified framework to defend against backdoor attacks. In Section 6, we present the RAB pipeline on three types of models — DNNs, differentially private DNNs and  $K$ -NN models.

We remark that, within this RAB training and certification process, there are several additional challenges. First, after adding noise to the training data, the clean accuracy of the trained classifier typically drops due to the distribution shift in the training data. In order to mitigate this problem, we add a deterministic value, based on the hash of the trained model, to test instances (Section 6), which minimizes the distribution shift and leads to improved accuracy scores. Second, considering different smoothing distributions for the training data, we provide a rigorous analysis and a robustness bound for both Gaussian and Uniform smoothing distributions (Section 5). Third, we note the proposed training process requires to sample a large number of randomly perturbed training sets. Since this is computationally expensive, we propose an efficient algorithm for  $K$ -NN classifiers (Section 6).

## 4 Unified Framework for Certified Robustness

In this section, we propose a unified theoretical framework for certified robustness against evasion and poisoning attacks for classification models. Our framework is based on the intuition that randomizing the prediction or training process would “smoothen” the final prediction and therefore reduce the vulnerability. This principle has been successfully applied to certifying robustness against evasion attacks on classification models [10]. We will first formally define the notion of a smoothed classifier where we extend upon previous work by randomizing *both* the test instance and the training set. We then introduce some basic terminology from hypothesis testing, from where we leverage the Neyman Pearson lemma to derive a generic robustness condition in Theorem 1. Finally, we show that this robustness condition is tight.

### 4.1 Preliminaries

**Smoothed Classifiers.** On a high-level, a smoothed classifier  $g$  is derived from a base classifier  $h$  by introducing additive noise to the input consisting of test and training instances. In a nutshell, the intuition behind randomized smoothing classifiers is that noise reduces the occurrence of regions with high curvature in the decision boundaries, resulting in reduced vulnerability to adversarial attacks. Recall that a classifier  $h$ , here serving as a base classifier, is defined as  $h(x, \mathcal{D}) = \arg \max_y p(y|x, \mathcal{D})$  where  $p$  is learned from a dataset  $\mathcal{D}$  and is interpreted as a conditional probability distribution over labels  $y$ . A smoothed classifier is then defined by

$$q(y|x, \mathcal{D}) = \mathbb{P}_{X,D} (h(x + X, \mathcal{D} + D) = y) \quad (6)$$

where we have introduced random variables  $X \sim \mathbb{P}_X$  and  $D \sim \mathbb{P}_D$  which act as smoothing distributions and are assumed to be independent. We emphasize that  $D$  is a collection of  $n$  independent and identically distributed random variables  $D^{(i)}$ , each of which is added to a training instance in  $\mathcal{D}$ . The final, smoothed classifier then assigns the most likely class to an instance  $x$  under this new, “smoothed” model  $q$ , so that

$$g(x, \mathcal{D}) = \arg \max_y q(y|x, \mathcal{D}). \quad (7)$$

We notice that, with this formulation of a smoothed classifier, we can also model randomized smoothing for defending against evasion attacks by setting the trainings set noise to be zero, i.e.  $D \equiv 0$ . We emphasize at

this point that the smoothed classifier  $g$  implicitly depends on the choice of noise distributions  $\mathbb{P}_X$  and  $\mathbb{P}_D$ . In section 5 we instantiate this classifier with Gaussian noise and with Uniform noise and show how this leads to different robustness bounds.

**Statistical Hypothesis Testing.** Hypothesis testing is a statistical problem that is concerned with the question whether or not some hypothesis that has been formulated is correct. A decision procedure for such a problem is called a statistical hypothesis test. Formally, the decision is based on the value of a realization  $x$  for a random variable  $X$  whose distribution is known to be either  $\mathbb{P}_0$  (the null hypothesis) or  $\mathbb{P}_1$  (the alternative hypothesis). Given a sample  $x \in \mathcal{X}$ , a randomized test  $\phi$  can be modeled as a function  $\phi: \mathcal{X} \rightarrow [0, 1]$  which rejects the null hypothesis with probability  $\phi(x)$  and accepts it with probability  $1 - \phi(x)$ . The two central quantities of interest are the probabilities of making a type I error, denoted by  $\alpha(\phi)$  and the probability of making a type II error, denoted by  $\beta(\phi)$ . The former corresponds to the situation where the test  $\phi$  decides for the alternative when the null is true, while the latter occurs when the alternative is true but the test decides for the null. Formally,  $\alpha$  and  $\beta$  are defined as

$$\alpha(\phi) = \mathbb{E}_0(\phi(X)), \quad \beta(\phi) = \mathbb{E}_1(1 - \phi(X)) \quad (8)$$

where  $\mathbb{E}_{\{0,1\}}$  denotes the expectation w.r.t  $\mathbb{P}_{\{0,1\}}$ . The problem is then to select the test  $\phi$  which minimizes the probability of making a type II error, subject to the constraint that the probability of making a type-I error is below a threshold  $\alpha_0$ . The Neyman Pearson lemma [31] states that a likelihood ratio test  $\phi_{NP}$  is optimal, i.e. that  $\alpha(\phi_{NP}) = \alpha_0$  and  $\beta(\phi_{NP}) = \beta^*(\alpha_0)$  where

$$\beta^*(\alpha_0) = \inf_{\phi: \alpha(\phi) \leq \alpha_0} \beta(\phi). \quad (9)$$

In Theorem 1, we leverage this formalism in order to obtain a robustness guarantee for smoothed classifiers. Additionally, stemming from the optimality of the likelihood ratio test, we will show in Theorem 2 that this condition is tight.

## 4.2 A General Condition for Provable Robustness

In this section, we derive a tight robustness condition by drawing a connection between statistical hypothesis testing and robustness of classification models subject to adversarial attacks. We allow adversaries to conduct an attack on either (i) the test instance  $x$ , (ii) the training features in  $\mathcal{D}$  or (iii) a combined attack on test and training set. The resulting robustness condition is of a general nature and is expressed in terms of the optimal type II errors for likelihood ratio tests. We remark that this theorem is a more general version of the result presented in [10], by extending it to general smoothing distributions and smoothing on the training set. In Section 5 we will show how this result can be used to obtain a robustness bound in terms of  $L_p$ -norm bounded backdoor attacks. We show that smoothing on the training set makes it possible for certifying the robustness against backdoors; and the general smoothing distribution allows us to explore the robustness bound certified by different smoothing distributions.

**Theorem 1.** Let  $q$  be the smoothed classifier as in (6) with smoothing distribution  $Z := (X, D)$  with  $X$  taking values in  $\mathbb{R}^d$  and  $D$  being a collection  $n$  independent  $\mathbb{R}^d$ -valued random variables,  $D = (D^{(1)}, \dots, D^{(n)})$ . Let  $\delta \in \mathbb{R}^d$  and let  $\Delta := (\delta_1, \dots, \delta_n)$  for backdoor patterns  $\delta_i \in \mathbb{R}^d$ . Let  $y_A \in \mathcal{C}$  and let  $p_A, p_B \in [0, 1]$  such that  $y_A = g(x, \mathcal{D})$  and

$$q(y_A | x, \mathcal{D}) \geq p_A > p_B \geq \max_{y \neq y_A} q(y | x, \mathcal{D}). \quad (10)$$

If the optimal type II errors, for testing the null  $Z \sim \mathbb{P}_0$  against the alternative  $Z + (\delta, \Delta) \sim \mathbb{P}_1$ , satisfy

$$\beta^*(1 - p_A) + \beta^*(p_B) > 1, \quad (11)$$

then it is guaranteed that  $y_A = \arg \max_y q(y | x + \delta, \mathcal{D} + \Delta)$ .

The following is a short sketch of the proof for this theorem. We refer the reader to Appendix A.1 for a detailed proof.



*Proof (Sketch).* We first explicitly construct likelihood ratio tests  $\phi_A$  and  $\phi_B$  for testing the null hypothesis  $Z$  against the alternative  $Z + (\delta, \Delta)$  with type I errors  $\alpha(\phi_A) = 1 - p_A$  and  $\alpha(\phi_B) = p_B$  respectively. An argument similar to the Neyman-Pearson Lemma [31] then shows that the class probability for  $y_A$  given by  $q$  on the perturbed input is lower bounded by  $\beta(\phi_A) = \beta^*(1 - p_A)$ . A similar reasoning leads to the fact that an upper bound on the prediction score for  $y \neq y_A$  on the perturbed input is given by  $1 - \beta(\phi_B) = 1 - \beta^*(p_B)$ . Combining this leads to condition (11).  $\square$

We now make some observations about Theorem 1 in order to get intuition on the robustness condition (11):

- Different smoothing distributions lead to robustness bounds in terms of different norms. For example, Gaussian noise yields a robustness bound in  $L_2$  norm while Uniform noise leads to other  $L_p$  norms.
- The robustness condition (11) does not make any assumption on the underlying classifier other than on the class probabilities predicted by its smoothed version.
- The random variable  $Z + (\delta, \Delta)$  models general adversarial attack including both evasion and backdoor attacks.
- If no attack is present, i.e. if  $(\delta, \Delta) = (0, 0)$ , then  $Z = Z + (\delta, \Delta)$  and we get the trivial condition  $p_A > p_B$ .
- As  $p_A$  increases, the optimal type II error increases for given backdoor  $(\delta, \Delta)$ . Thus, in the simplified setup where  $p_A + p_B = 1$  and the robustness condition reads  $\beta^*(1 - p_A) > 1/2$ , the distribution shift caused by  $(\delta, \Delta)$  can increase. Thus, as the smoothed classifier becomes more confident, the robust region becomes larger.

While the generality of Theorem 1 allows to model a multitude of threat models, it bears the challenge of how one should instantiate this theorem such that it is applicable to defend against a specific adversarial attack. In addition to the flexibility with regards to the underlying threat model, we are also provided with flexibility with regards to the smoothing distributions, resulting in different robustness guarantees. This again comes with the question, which smoothing distributions result in useful robustness bounds. In Section 5, we will show how this theorem can be applied to obtain the robustness guarantee against backdoor attacks.

The next proposition shows that  $Z$  and  $Z + (\delta, \Delta)$  having non-disjoint support is a necessary condition on the adversarial perturbations  $(\delta, \Delta)$  such that (11) can be satisfied. This sheds light on the dynamics governing the robustness condition (11): if the smoothing distribution  $Z$  has compact support, then it is impossible to certify perturbations  $(\delta, \Delta)$ , which induce a shift beyond the support of  $Z$ . This result then provides us with an idea on the maximal possible robustness bound.

**Proposition 1.** *If  $Z$  and  $Z' := (\delta, \Delta) + Z$  have disjoint support, then condition (11) cannot be satisfied.*

*Proof.* If  $Z$  and  $Z'$  have disjoint supports, then the null hypothesis  $Z$  can be distinguished from the alternative  $Z'$  by a single observation and with zero probability of error, since  $f_Z(z) = 0 \iff f_{Z'}(z) \neq 0$  for any  $z \in \text{supp}(Z) \cup \text{supp}(Z')$ . The hypotheses can thus be distinguished in a deterministic way and hence any likelihood ratio test type II error  $\beta(\phi) = 1 - \mathbb{E}(\phi(Z')) = 0$ . In particular, this leads to the contradiction  $0 = \beta^*(1 - p_A) + \beta^*(p_B) > 1$ .  $\square$

For example, suppose  $Z = (X, 0)$  with  $X \sim \mathcal{U}[0, 1]$ . As a consequence of Proposition 1 we immediately see that it is not possible to certify input perturbations  $\delta$  with absolute value larger than 1, because otherwise  $Z$  and  $\delta + Z$  would have disjoint supports.

Next we will show that our robustness condition is tight in the following sense: If (10) is all that is known about the smoothed classifier  $g$ , then there is no perturbation  $(\delta, \Delta)$  that violates (11). On the other hand, if (11) is violated, then we can always construct a smoothed classifier  $g^*$  such that it satisfies the class probabilities (10) but is not robust for this perturbation.

**Theorem 2.** Suppose that  $1 \geq p_A + p_B \geq 1 - (C - 2) \cdot p_B$ . If the adversarial perturbations  $(\delta, \Delta)$  violate (11), then there exists a base classifier  $h^*$  such that the smoothed classifier  $g^*$  is consistent with the class probabilities (10) and for which  $g^*(x + \delta, \mathcal{D} + \Delta) \neq y_A$ .

## 5 Provable Robustness Against Backdoors

It is not straightforward to use the result from Theorem 1 to get a robustness certificate against backdoor attacks in terms of  $L_p$ -norm bounded backdoor patterns. In this section, we aim to answer the question: *how can we instantiate this result to obtain robustness guarantees against backdoor attacks?* In particular, we show that by leveraging Theorem 1, we obtain the robustness guarantee defined in Section 3. To that end, we derive robustness bounds for smoothing with isotropic Gaussian noise and we also illustrate how to derive certification bounds using other smoothing distributions. We will use isotropic Gaussian noise in our experiments as demonstration and it leads to a better radius.

**Intuition.** Suppose that we are given a base classifier which was trained on a *backdoored* dataset that contains  $r$  training samples infected with backdoor pattern  $\delta$ . Suppose we know that the smoothed (backdoored) classifier is confident in predicting a malicious input  $x + \delta$  to be a given class  $y_A$ . Our goal is to derive a condition on the pattern  $\delta$  such that the prediction for  $x + \delta$  is the same as the prediction that a smoothed classifier would have made, had it been trained on a clean dataset. In other words, we obtain the guarantee that *an attacker can not achieve their goal of systematically leading the test instance with the backdoor pattern to the adversarial target*, meaning they will always obtain the same prediction as long as the added pattern  $\delta$  satisfies certain conditions (bounded magnitude).

**Method Outline.** We obtain this certificate by instantiating Theorem 1 in the following way. Suppose an attacker injects backdoor patterns  $\delta_i \in \mathbb{R}^d$  to  $r \leq n$  training instances of the training set  $\mathcal{D}$ . We then train the base classifier on this poisoned dataset augmented with additional noise on the feature vectors  $\mathcal{D} + \Delta + D$ , where  $\Delta$  contains all backdoor patterns and  $D$  is the smoothing noise added to training features. We obtain a prediction of the smoothed classifier  $g$  by taking the expectation with respect to the distribution of the smoothing noise  $D$ . Suppose that the smoothed classifier obtained in this way predicts a malicious test instance  $x + \delta$  to be of a certain class with probability at least  $p_A$  and the runner-up class with probability at most  $p_B$ . Our result then tells us that, as long as the introduced patterns satisfy condition (11), we get the guarantee that the malicious test instance would have been classified equally had the classifier been trained on the dataset with clean features. In the case where the noise variables are isotropic Gaussians with standard deviation  $\sigma$ , the condition (11) yields a robustness bound in terms of the sum of  $L_2$ -norms of the backdoor patterns

$$\sqrt{\sum_i \|\delta_i\|_2^2} < \frac{\sigma}{2} (\Phi^{-1}(p_A) - \Phi^{-1}(p_B)) \quad (12)$$

where  $\Phi^{-1}$  is the inverse of the standard Gaussian CDF.

**Corollary 1** (Gaussian Smoothing). Let  $\Delta = (\delta_1, \dots, \delta_n)$  and  $\delta$  be  $\mathbb{R}^d$ -valued backdoor patterns and let  $\mathcal{D}$  be a training set. Suppose that for each  $i$ , the smoothing noise on the training features is iid Gaussian, i.e.  $D^{(i)} \stackrel{iid}{\sim} \mathcal{N}(0, \sigma^2 \mathbf{1}_d)$ . Let  $y_A \in \mathcal{C}$  such that  $y_A = g(x + \delta, \mathcal{D} + \Delta)$  with class probabilities satisfying

$$\begin{aligned} q(y_A | x + \delta, \mathcal{D} + \Delta) &\geq p_A \\ &> p_B \geq \max_{y \neq y_A} q(y | x + \delta, \mathcal{D} + \Delta). \end{aligned} \quad (13)$$

Then, if the backdoor patterns are bounded by

$$\sqrt{\sum_{i=1}^n \|\delta_i\|_2^2} < \frac{\sigma}{2} (\Phi^{-1}(p_A) - \Phi^{-1}(p_B)), \quad (14)$$

it is guaranteed that  $q(y_A|x + \delta, \mathcal{D}) > \max_{y \neq y_A} q(y|x + \delta, \mathcal{D})$ .

This result shows that, whenever the norms of the backdoor patterns is below a certain value, we obtain the guarantee that the classifier makes the same prediction on the test data with backdoors as it does when trained without embeded patterns in the training set.

We can further simplify the robustness bound in (14) if we can assume that an attacker poisons at most  $r \leq n$  training instances with one single pattern  $\delta$ . In this case, the bound (14) is given by

$$\|\delta\|_2 < \frac{\sigma}{2\sqrt{r}} (\Phi^{-1}(p_A) - \Phi^{-1}(p_B)). \quad (15)$$

We thus see that, as we know more about the capabilities of an attacker and the nature of the backdoor patterns, we are able to certify a larger robustness radius, proportional to  $1/\sqrt{r}$ .

*Discussion: Other Smoothing Distributions.* Given the generality of our framework, it is possible to derive certification bounds using other smoothing distributions. However, different smoothing distributions have vastly different performance and a comparative study among different smoothing distributions are interesting future work. In this paper, we will just illustrate one example of smoothing using uniform distribution.

**Corollary 2** (Uniform Smoothing). *Let  $\Delta = (\delta_1, \dots, \delta_n)$  and  $\delta$  be  $\mathbb{R}^d$  valued backdoor patterns and let  $\mathcal{D}$  be a training set. Suppose that for each  $i$ , the smoothing noise on the training features is Uniform, i.e.  $D^{(i)} \sim \mathcal{U}([a, b])$ . Let  $y_A \in \mathcal{C}$  such that  $y_A = g(x + \delta, \mathcal{D} + \Delta)$  with class probabilities satisfying*

$$\begin{aligned} q(y_A|x + \delta, \mathcal{D} + \Delta) &\geq p_A \\ &> p_B \geq \max_{y \neq y_A} q(y|x + \delta, \mathcal{D} + \Delta). \end{aligned} \quad (16)$$

*It is guaranteed that  $q(y_A|x + \delta, \mathcal{D}) > \max_{y \neq y_A} q(y|x + \delta, \mathcal{D})$  if the backdoor patterns satisfy*

$$1 - \left( \frac{p_A - p_B}{2} \right) < \prod_{i=1}^n \left( \prod_{j=1}^d \left( 1 - \frac{|\delta_{i,j}|}{b-a} \right)_+ \right) \quad (17)$$

where  $(x)_+ = \max\{x, 0\}$ .

Similar to the Gaussian case, we can simplify the robustness bound in (17), if we assume that an attacker poisons at most  $r \leq n$  training instances with one single pattern  $\delta$ . In this case the bound (17) is given by

$$1 - \left( \frac{p_A - p_B}{2} \right) < \left( \prod_{j=1}^d \left( 1 - \frac{|\delta_j|}{b-a} \right)_+ \right)^r. \quad (18)$$

We see again that, as the number of infected training samples  $r$  gets smaller, this corresponds to a larger bound since the RHS of (18) gets larger. In other words if we know that the attacker injects fewer backdoors, then we can certify a backdoor pattern with larger magnitude.

Note that in this paper, we focus on protecting the system against attackers who hope to *trigger* a targeted error with a specific *backdoor pattern*. The system can still be vulnerable to other types of *poisoning attacks*. One such example is the label flipping attack, in which one flips the labels of a subset of examples while keeping the features untouched. Interestingly, one concurrent work explored the possibility of using randomized smoothing to defend against label flipping attack [32]. Developing a single framework to be robust against both backdoor and label flipping attacks is an exciting future direction, and we expect it to require non-trivial extensions of both papers to achieve non-trivial certified accuracy.

## 6 Instantiating the General Framework with Specific ML Models

In the preceding sections, we presented our provable robustness against backdoor attacks. Here, we will analyze and provide detailed algorithms for RAB on three types of machine learning models: deep neural

networks, differentially private deep neural networks and  $K$ -nearest neighbor classifiers.

The success of backdoor poisoning attacks against DNNs has caused a lot of attention recently. Thus, we first aim to evaluate and certify the robustness of DNNs against backdoor attacks. Secondly, we aim to understand the properties of models such as “model smoothness” that could potentially lead to learning robustness. Naturally, the intuition is that differentially private neural networks are already “smoothed” on the given training data with the intention of minimizing the sensitivity of learned models. Our hypothesis is that such smoothed models will achieve higher certified robustness against backdoor attacks based on our certifiable process. Thirdly, given the fact that  $K$ -NN models have been widely applied in different applications, either based on raw data or on trained embeddings, it is of great interest to know about the robustness of this type of ML models. Specifically, we are inspired by a recent result [18] and develop an *exact* efficient smoothing algorithm for  $K$ -NN models, such that we do not need to draw a large number of random samples from the smoothing distribution for these models.

## 6.1 Deep Neural Networks

In this section, we consider smoothed models which use DNNs as base classifiers. The goal is to calculate the prediction of  $g$  on  $(x + \delta, \mathcal{D} + \Delta)$  as in Corollary 1 and the corresponding certified bound given in the right hand side of (14). In order to evaluate smoothed DNN classifiers, we proceed in the following way. First, we draw  $N$  samples  $d_1, \dots, d_N$  from the distribution of  $D \sim \prod_{i=1}^n \mathcal{N}(0, \sigma^2 \mathbb{1}_d)$ . Given the  $N$  samples of training noise (each consisting of  $n$  noise vectors), we train  $N$  DNN models on the datasets  $\mathcal{D} + d_k$  and obtain classifiers  $h_1, \dots, h_N$ . The prediction of the smoothed classifier on  $x_{test}$  is then computed by using the empirical majority vote as an unbiased estimate:

$$\hat{q}(y|x, \mathcal{D}) = \frac{1}{N} |\{k: h_k(x_{test}, \mathcal{D} + d_k) = y\}| \quad (19)$$

This is then used to estimate the class probabilities  $\hat{p}_A$  and  $\hat{p}_B$ . Finally, for a given error tolerance  $\alpha$ , we compute  $p_A/p_B$  using one-sided  $(1 - \alpha)$  lower confidence interval for the binomial distribution with parameter  $\hat{p}_A/\hat{p}_B$  and  $N$  samples. However, empirically, we observed that this leads to poor prediction performance since the ensemble of models  $h_k$  have to classify an input that has not been perturbed by Gaussian noise, while  $h_k$  have only “seen” noisy samples. In the following, we show a novel technique to address this challenge.

**Model-deterministic Test-time Augmentation.** One caveat in directly applying Equation (19) is the mismatch of the training and test distribution — during training, all examples are perturbed with sampled noise whereas the test example is without noise. In practice, we see that this mismatch significantly decreases the test accuracy (see Appendix C). One natural idea is to also add noise to the test examples, however, this requires careful design (e.g., simply drawing  $k$  independent noise vectors and apply them to Equation (19) will lead to a less powerful bound). We thus modify the inference function given a learned model  $h_k$  in the following way. Instead of directly classifying an unperturbed input  $x_{test}$ , we use the hash value of the trained  $h_k$  model parameters as the random seed and sample  $u_k \sim \mathcal{N}_{hash(h_k)}(0, \sigma^2 \mathbb{1}_d)$ . In practice, we use SHA256 hashing[37] of the trained model file. In this way, the noise we add is a deterministic function of the trained model, which is equivalent of altering the inference function in a deterministic way:  $\tilde{h}_k(x_{test}) = h_k(x_{test} + u_k)$ . We show in the experiments that this leads to significantly better prediction performance in practice. Pseudocode for our proposed DNN-RAB training procedure is shown in Algorithm 1.

## 6.2 Differentially Private DNN Models

Based on the intuition that a “smoothed” model is expected to be more robust against attacks, in this section we provide a way to explore this assumption and further provide guidance on how to improve the certified robustness of machine learning models against backdoor attacks.

In the proposed RAB training procedure, we directly smooth the training process by adding smoothing noise  $d_k = (d_k^1, \dots, d_k^{(n)})$  sampled from  $D = (D^{(1)}, \dots, D^{(n)})$  at each time and then train a corresponding model

---

**Algorithm 1** DNN-RAB for training certifiably robust DNN.

---

**Input:** Training dataset  $\mathcal{D} = \{(x_i, y_i)_{i=1}^n\}$ , test data  $x_{test}$ , noise scale  $\sigma$ , model number  $N$ , error rate  $\alpha$ .  
/\* Train models using smoothed dataset. \*/  
1: **for**  $k = 1, \dots, N$  **do**  
2:   Sample  $d_{k,1}, \dots, d_{k,n} \stackrel{\text{iid}}{\sim} \mathcal{N}(0, \sigma^2 \mathbb{1}_d)$ .  
3:    $\mathcal{D}_k = \{(x_i + d_{k,i}, y_i)_{i=1}^n\}$ .  
4:    $h_k = \text{train\_model}(\mathcal{D}_k)$ .  
5:    $u_k = \mathcal{N}_{\text{hash}(h_k)}(0, \sigma^2 \mathbb{1}_d)$ .  
6: **end for**  
/\* Calculate the empirical estimation of  $p_A$  and  $p_B$ . \*/  
7: **for**  $c = 1, \dots, C$  **do**  
8:    $\hat{g}(y) = \frac{1}{N} |\{k: h_k(x_{test}, \mathcal{D} + d_k) = y\}|$   
9: **end for**  
10:  $\hat{p}_A, y_A = \max_y \hat{g}(y), \arg \max_y \hat{g}(y)$ .  
11:  $\hat{p}_B = \max_{y \neq y_A} \hat{g}(y)$ .  
/\* Calculate lower bound of  $p_A$ , upper bound of  $p_B$ . \*/  
12:  $p_A, p_B = \text{calculate\_bound}(\hat{p}_A, \hat{p}_B, N, \alpha)$ .  
13: **if**  $p_A > p_B$  **then**  
14:    $R = \frac{\sigma}{2} (\Phi^{-1}(p_A) - \Phi^{-1}(p_B))$   
15:   **return** prediction  $y_A$ , robust radius  $R$ .  
16: **else**  
17:   **return** ABSTAIN  
18: **end if**

---

**Table 1:** Evaluation metrics for test set of size  $m$ .

Prediction Acc	Certified Rate at radius $R$	Certified Acc at radius $R$
$\frac{1}{m} \sum_{i=1}^m \mathbb{1}\{\hat{y}_i = y_i\}$	$\frac{1}{m} \sum_{i=1}^m \mathbb{1}\{R_i > R\}$	$\frac{1}{m} \sum_{i=1}^m \mathbb{1}\{\hat{y}_i = y_i \text{ and } R_i > R\}$

as shown in Figure 2. The  $k$ -th trained model can be represented as

$$\theta_k = \arg \min_{\theta} \sum_{i=1}^n \ell(h_{\theta}(x_i + d_k^{(i)}), y_i). \quad (20)$$

To assess the effects of the model smoothness on the certified robustness bound, we improve the model training process with differentially private stochastic gradient descent (DP-SGD) [1]. During each iteration of training the model  $h_k$ , we add noise to the gradient to reduce its dependency on specific training data and then clip the gradient to a predefined range. Intuitively, this process will add another level of “smoothness” to the model training which is encoded in the model parameters  $\theta_k$ . The hypothesis is that this procedure will lead to a larger gap between  $p_A$  and  $p_B$  and therefore provide a higher certified robustness. Note that DP-SGD is just one way to provide a smoothed model training process we explore here. We remark that our approach is flexible in that it enables plugging in any other smoothing strategy to the proposed RAB framework with the goal of enhancing the learning robustness against backdoor attacks.

### 6.3 K-Nearest Neighbors

If the base classifier  $h$  is given by a  $K$ -nearest neighbor classifier, we can evaluate the corresponding smoothed classifier analytically and thus compute the confidence levels  $p_A$  and  $p_B$  exactly, opposed to the approximation needed in the case for other types of base classifiers. In what follows, we show that this computation can

be performed with time complexity polynomial in the number of training instances, where the smoothing distribution is given by isotropic Gaussian.

A  $K$ -NN classifier works in the following way: Given a training set  $\mathcal{D} = \{(x_i, y_i)_{i=1}^n\}$  and a test example  $x$ , we first calculate the similarity between  $x$  and each  $x_i$ ,  $s_i := \kappa(x_i, x)$  where  $\kappa$  is a similarity function. Given all these similarity scores  $\{s_i\}_i$ , we choose the  $K$  most similar training examples with the largest similarity score  $\{x_{\sigma_i}\}_{i=1}^K$  along with corresponding labels  $\{y_{\sigma_i}\}_{i=1}^K$ . The prediction is then made according to a majority vote among the top- $K$  labels.

Similar to DNNs, we obtain a smoothed  $K$ -NN classifier by adding Gaussian noise to training points and evaluate the expectation with respect to this noise distribution

$$q(y|x, \mathcal{D}) = \mathbb{P}(K\text{-NN}(x, \mathcal{D} + D) = y) \quad (21)$$

where  $D = (D^{(1)}, \dots, D^{(n)}) \sim \prod_{i=1}^n \mathcal{N}(0, \sigma^2 \mathbb{1}_d)$ . The next theorem shows that (21) can be computed exactly and efficiently when we measure similarity with respect to euclidean distance quantized into finite similarity levels.

**Theorem 3.** *Given  $n$  training instances, a  $C$ -multiclass  $K$ -NN classifier based on quantized euclidean distance with  $L$  similarity levels, smoothed with isotropic Gaussian noise can be evaluated exactly with time complexity  $\mathcal{O}(K^{2+C} \cdot n^2 \cdot L \cdot C)$ .*

*Proof (sketch).* The first step to computing (21) is to notice that we can summarize all possible arrangements  $\{x_{\sigma_i} + D^{(\sigma_i)}\}_{i=1}^K$  of top- $K$  instances leading to a prediction by using tally vectors  $\gamma \in [K]^C$ . A tally vector has as its  $k$ -th element the number of instances in the top- $K$  with label  $k$ ,  $\gamma_k = \#\{y_{\sigma_i} = k\}$ . In the second step, we partition the event that a tally vector  $\gamma$  occurs into events where an instance  $i$  with similarity  $\beta$  is in the top- $K$  but would not be in the top- $(K-1)$ . These first two steps result in a summation over  $\mathcal{O}(K^C \cdot n \cdot L \cdot C)$  many terms. In the last step, we compute the probabilities of the events  $\{\text{tally } \gamma \wedge \kappa(x_i + D^{(i)}, x) = \beta\}$  with dynamic programming in  $\mathcal{O}(n \cdot K^2)$  steps, resulting in a final time complexity of  $\mathcal{O}(K^{2+C} \cdot n^2 \cdot L \cdot C)$ .  $\square$

If  $K = 1$ , an efficient algorithm can even achieve time complexity linear in the number of training samples  $n$ . We refer the reader to Appendix B for a detailed proof of Theorem 3 and the algorithm details.

## 7 Experimental Results










In this section, we present extensive experimental evaluation and provide a benchmark for certified robustness based on different types of ML models and datasets. In particular, we evaluate DNNs, differentially private DNNs, and  $K$ -NN on MNIST, CIFAR-10, and ImageNet. We consider three different types of backdoor patterns, namely one pixel, four pixel, and blending attacks. In addition, we also evaluate a  $K$ -NN model on a tabular data spambase dataset to assess the advantages of our efficient algorithm for  $K$ -NN classifiers. Since currently there is no existing work providing certified robustness against backdoor attacks that we could compare with, we will provide certified robustness results on different types of models under various smoothing parameters, aiming to provide in-depth understanding on the conditions that affect model robustness.

### 7.1 Experiment Setup

We evaluate RAB for certifying robustness against backdoor attacks on different ML models on MNIST [20], CIFAR-10 [19] and ImageNet [11] datasets with a focus on binary classifiers without loss of generality, given that the computation of certified robustness is independent with the number of classes. Following the backdoor attack setting as in [34, 8], we train a DNN model to classify between (source, target) label pairs on each task. The goal of the attacker is to inject a backdoor pattern during training such that a source input containing the pattern will be classified as the adversarial target. We randomly choose two pairs for each task, and report the results for pair (0,1) on MNIST, (airplane, bird) on CIFAR, and (cat, dog) on ImageNet



**Table 2:** Evaluation on DNNs with different datasets. For each dataset, different attack settings (i.e. magnitude of backdoor patterns  $\|\delta\|_2$ , backdoor ratio  $r_p$ ) and smoothing strategies (i.e. different smoothing noise variance  $\sigma$ ) are evaluated.

	Attack Approach	Attack Setting	Success Rate	$\sigma$	Clean/Backdoored Acc	Certified Acc at $R = 0.2/0.5/1.0/2.0$	Certified Rate at $R = 0.2/0.5/1.0/2.0$
MNIST		$\ \delta_i\ _2 = 1.0, r_p = 0.1$	0.999	1.0	0.999 / 1.000	1.000 / 1.000 / 0.994 / 0.866	1.000 / 1.000 / 0.994 / 0.866
				2.0	0.998 / 1.000	0.999 / 0.998 / 0.995 / 0.982	0.999 / 0.998 / 0.995 / 0.982
		$\ \delta_i\ _2 = 0.1, r_p = 0.02$	0.964	1.0	0.999 / 1.000	1.000 / 1.000 / 0.999 / 0.964	1.000 / 1.000 / 0.999 / 0.964
				2.0	0.996 / 1.000	1.000 / 0.999 / 0.997 / 0.985	1.000 / 0.999 / 0.997 / 0.985
		$\ \delta_i\ _2 = 1.0, r_p = 0.1$	0.999	1.0	0.999 / 1.000	1.000 / 1.000 / 0.995 / 0.891	1.000 / 1.000 / 0.995 / 0.891
				2.0	0.998 / 0.999	0.999 / 0.997 / 0.995 / 0.983	0.999 / 0.997 / 0.995 / 0.983
		$\ \delta_i\ _2 = 0.1, r_p = 0.02$	0.976	1.0	0.999 / 1.000	1.000 / 1.000 / 0.999 / 0.969	1.000 / 1.000 / 0.999 / 0.969
				2.0	0.996 / 1.000	1.000 / 0.999 / 0.997 / 0.988	1.000 / 0.999 / 0.997 / 0.988
		$\ \delta_i\ _2 = 1.0, r_p = 0.1$	0.998	1.0	0.999 / 1.000	1.000 / 1.000 / 0.999 / 0.945	1.000 / 1.000 / 0.999 / 0.945
				2.0	0.998 / 1.000	1.000 / 0.998 / 0.996 / 0.984	1.000 / 0.998 / 0.996 / 0.984
		$\ \delta_i\ _2 = 0.1, r_p = 0.02$	0.004	1.0	0.999 / 1.000	1.000 / 1.000 / 0.999 / 0.969	1.000 / 1.000 / 0.999 / 0.969
				2.0	0.997 / 1.000	1.000 / 0.999 / 0.997 / 0.989	1.000 / 0.999 / 0.997 / 0.989
CIFAR		$\ \delta_i\ _2 = 1.0, r_p = 0.1$	0.944	0.5	0.842 / 0.796	0.783 / 0.770 / 0.736 / 0.623	0.940 / 0.914 / 0.853 / 0.687
				1.0	0.815 / 0.744	0.735 / 0.725 / 0.709 / 0.627	0.932 / 0.912 / 0.884 / 0.759
		$\ \delta_i\ _2 = 0.1, r_p = 0.02$	0.118	0.5	0.863 / 0.854	0.843 / 0.835 / 0.803 / 0.689	0.948 / 0.930 / 0.884 / 0.730
				1.0	0.827 / 0.827	0.818 / 0.806 / 0.793 / 0.731	0.947 / 0.933 / 0.908 / 0.813
		$\ \delta_i\ _2 = 1.0, r_p = 0.1$	0.977	0.5	0.847 / 0.800	0.785 / 0.775 / 0.731 / 0.611	0.936 / 0.910 / 0.845 / 0.667
				1.0	0.809 / 0.737	0.729 / 0.718 / 0.699 / 0.620	0.935 / 0.914 / 0.880 / 0.745
		$\ \delta_i\ _2 = 0.1, r_p = 0.02$	0.083	0.5	0.859 / 0.850	0.844 / 0.830 / 0.802 / 0.680	0.949 / 0.928 / 0.879 / 0.718
				1.0	0.827 / 0.817	0.811 / 0.802 / 0.781 / 0.720	0.953 / 0.937 / 0.907 / 0.806
		$\ \delta_i\ _2 = 1.0, r_p = 0.1$	0.997	0.5	0.842 / 0.784	0.766 / 0.758 / 0.721 / 0.600	0.925 / 0.904 / 0.839 / 0.662
				1.0	0.808 / 0.737	0.732 / 0.722 / 0.697 / 0.632	0.935 / 0.908 / 0.871 / 0.762
		$\ \delta_i\ _2 = 0.1, r_p = 0.02$	0.109	0.5	0.862 / 0.856	0.842 / 0.835 / 0.809 / 0.697	0.940 / 0.925 / 0.887 / 0.735
				1.0	0.829 / 0.829	0.826 / 0.819 / 0.803 / 0.739	0.952 / 0.941 / 0.914 / 0.819
ImageNet		$\ \delta_i\ _2 = 1.0, r_p = 0.1$	0.935	0.5	0.907 / 0.864	0.848 / 0.832 / 0.784 / 0.610	0.906 / 0.882 / 0.820 / 0.621
				1.0	0.838 / 0.752	0.738 / 0.726 / 0.708 / 0.607	0.857 / 0.836 / 0.806 / 0.666
		$\ \delta_i\ _2 = 0.1, r_p = 0.02$	0.012	0.5	0.928 / 0.928	0.918 / 0.905 / 0.880 / 0.760	0.943 / 0.927 / 0.895 / 0.765
				1.0	0.868 / 0.851	0.839 / 0.832 / 0.818 / 0.742	0.895 / 0.883 / 0.866 / 0.770
		$\ \delta_i\ _2 = 1.0, r_p = 0.1$	0.958	0.5	0.908 / 0.869	0.847 / 0.831 / 0.794 / 0.613	0.893 / 0.874 / 0.829 / 0.623
				1.0	0.839 / 0.768	0.756 / 0.745 / 0.723 / 0.637	0.855 / 0.837 / 0.804 / 0.682
		$\ \delta_i\ _2 = 0.1, r_p = 0.02$	0.024	0.5	0.931 / 0.929	0.920 / 0.914 / 0.887 / 0.770	0.947 / 0.937 / 0.904 / 0.777
				1.0	0.873 / 0.870	0.863 / 0.852 / 0.830 / 0.763	0.918 / 0.903 / 0.877 / 0.790
		$\ \delta_i\ _2 = 1.0, r_p = 0.1$	0.976	0.5	0.906 / 0.865	0.846 / 0.832 / 0.789 / 0.614	0.892 / 0.876 / 0.818 / 0.625
				1.0	0.840 / 0.771	0.758 / 0.749 / 0.726 / 0.621	0.860 / 0.844 / 0.812 / 0.664
		$\ \delta_i\ _2 = 0.1, r_p = 0.02$	0.024	0.5	0.929 / 0.928	0.916 / 0.911 / 0.886 / 0.780	0.943 / 0.935 / 0.901 / 0.786
				1.0	0.871 / 0.867	0.858 / 0.846 / 0.836 / 0.761	0.913 / 0.899 / 0.881 / 0.784

in the paper. We include the results for other pairs in Appendix C. The training set sizes for the three tasks are 12,665, 10,000 and 20,000 for MNIST, CIFAR and ImageNet respectively. We use the CNN architecture in [16] on MNIST and the ResNet used in [10] on CIFAR-10. For ImageNet, we use the standard ResNet-20.

We evaluate RAB against three representative *backdoor attacks*: a one-pixel pattern in the middle of the image, a four-pixel pattern, and blending a random noise pattern to the entire image [8] (the noise pattern is fixed and visualized in Appendix C). We change the L2-norm of the backdoor patterns to control their magnitude. We visualize all backdoor patterns together with the certified results in Table 2-5. For each attack, we add  $r_p$  backdoor training instances whose ground truth is the source class aiming to mislead the prediction of test instances with the pattern to the adversarial target. We show the accuracy of vanilla models (without randomized smoothing) trained on these datasets in the Appendix in Table 3.

In order to estimate  $p_A$  and  $p_B$  for DNN base classifiers, we train  $N = 1,000$  smoothed models on MNIST and CIFAR, and  $N = 200$  smoothed models on ImageNet according to the pseudocode in Figure 1. We then use Hoeffding's inequality to approximate the bounds with an error rate of  $\alpha = 0.001$  and use the smoothing noise variance  $\sigma = 1.0, 2.0$  on MNIST and  $\sigma = 0.5, 1.0$  on CIFAR and ImageNet.

Besides the vanilla DNNs, we also use the differentially private training algorithm (DP-SGD) proposed in [1] with the goal of further smoothing a trained model on the instance level. We set the gradient clip norm to be  $C = 5.0, 100.0, 1000.0$  and add Gaussian noise with scale  $\sigma_{DP} = 4.0, 0.1, 0.01$  in the gradient calculation for MNIST, CIFAR and ImageNet, respectively. In the  $K$ -NN approach, we use  $L = 200$  buckets.

As for the  $K$ -NN models, besides the vision datasets, we also evaluate them on an additional spambase tabular dataset in order to demonstrate its effectiveness. In particular, we use the UCI Spambase dataset [13] which gives bag-of-word feature vectors on e-mails and determines whether the message is spam or not. The dataset

**Table 3:** Benign accuracy (accuracy evaluated on clean test data) of the vanilla ( $\sigma = 0$ ) and RAB smoothed model ( $\sigma > 0$ ) trained on benign ( $r_p = 0.02$ ) or backdoored ( $r_p = 0.02$ ) dataset using four-pixel as backdoor pattern with  $\|\delta\|_2 = 0.1$ .

Dataset	Poisoning Ratio	$\sigma$	Benign Accuracy
MNIST	$r_p = 0$	0	1.000
		1.0	1.000
		2.0	1.000
	$r_p = 0.02$	0	0.999
		1.0	0.999
		2.0	0.996
CIFAR	$r_p = 0$	0	0.881
		0.5	0.869
		1.0	0.849
	$r_p = 0.02$	0	0.866
		0.5	0.859
		1.0	0.827
ImageNet	$r_p = 0$	0	0.972
		0.5	0.943
		1.0	0.908
	$r_p = 0.02$	0	0.963
		0.5	0.931
		1.0	0.873

contains 4,601 data cases with a 57-dimensional input. We use 80% of the data as training set to fit the  $K$ -NN model and the remaining 20% for evaluation.










We report our results with three metrics: prediction accuracy (Prediction Acc), certified rate at radius  $R$ , and certified accuracy (Certified Acc). Given the  $i$ -th test case with ground truth label  $y_i$ , the output prediction is either  $\hat{y}_i$  within radius  $R_i$  or  $\hat{y}_i = \text{ABSTAIN}$ . Given a test set of size  $m$ , the three evaluation metrics are calculated according to the evaluation metrics defined in Table 1. Intuitively, the Prediction Acc indicates how well the smoothed (backdoored) classifier performs in classifying new, possibly backdoored, instances without taking into account their robustness radius. The Certified Rate at radius  $R$  is given by the fraction of instances in the test set that can be certified with radius  $R_i > R$ , indicating how *consistent* the attacked classifier prediction is with a clean one within radius  $R$ . Finally, the Certified Acc at  $R$  combines the first two metrics: it reports the fraction of the test set which is classified *consistently correct* (without abstaining) within radius  $R$ .

## 7.2 Certified robustness of DNNs against backdoor attacks

We evaluate the certified robustness bound on DNNs against different backdoor patterns, and we present the results for three evaluation metrics. Table 2 lists the benchmark results on MNIST, CIFAR-10 and ImageNet, respectively. From the results, we can see that on MNIST, it is possible to obtain certified accuracy around 99.6% as long as the  $L_2$  norm of the backdoor patterns is within 0.5, and drops to around 70% as the radius increases (e.g.  $\|\delta\|_2 = 2$ ). It can also be seen that larger smoothing noise during RAB training helps to achieve higher certified accuracy and certified rate. Similar observations can be drawn for CIFAR-10 and ImageNet, while the certified robustness is lower than on MNIST.

**Evaluation of benign accuracy.** We show the comparison of benign accuracy (i.e. the accuracy tested on benign data without backdoors) of vanilla ( $r_p = 0$ ) and RAB trained backdoored models in Table 3. For the RAB trained backdoored models, we consider the four-pixel pattern with  $\|\delta\|_2 = 0.1$  and  $r_p = 0.02$ . We observe that the benign accuracy of a smoothed RAB model with different smoothing noise variance  $\sigma$  decreases by a small margin compared to the vanilla model (i.e. comparing the accuracy of models with  $r_p = 0$  and  $r_p = 0.02$ ), indicating that the cost of the RAB smoothing process is small. In the other words, the RAB smoothed training achieves significantly higher certified robustness against different backdoors compared with vanilla models at a negligible cost of benign accuracy.

**Table 4:** Evaluation on smoothed DNN models trained with DP-SGD.

	Attack Approach	Attack Setting	Success Rate	$\sigma$	Clean/Backdoor Acc	Certified Acc at $R = 0.2/0.5/1.0/2.0$	Certified Rate at $R = 0.2/0.5/1.0/2.0$
MNIST	One-pixel 	$\ \delta_i\ _2 = 1.0, r_p = 0.1$	0.004	1.0	0.997 / 0.997	0.997 / 0.994 / 0.974 / 0.726	0.999 / 0.994 / 0.974 / 0.726
		$\ \delta_i\ _2 = 0.1, r_p = 0.02$	0.002	2.0	0.997 / 0.997	0.995 / 0.994 / 0.976 / 0.540	0.997 / 0.994 / 0.976 / 0.540
	Four-pixel 	$\ \delta_i\ _2 = 1.0, r_p = 0.1$	0.006	1.0	0.997 / 0.998	0.998 / 0.998 / 0.994 / 0.904	0.998 / 0.998 / 0.994 / 0.904
		$\ \delta_i\ _2 = 0.1, r_p = 0.02$	0.002	2.0	0.994 / 0.999	0.998 / 0.998 / 0.995 / 0.926	0.998 / 0.998 / 0.995 / 0.926
	Blending 	$\ \delta_i\ _2 = 1.0, r_p = 0.1$	0.004	1.0	0.997 / 0.998	0.995 / 0.994 / 0.985 / 0.735	0.997 / 0.995 / 0.985 / 0.735
		$\ \delta_i\ _2 = 0.1, r_p = 0.02$	0.002	2.0	0.996 / 0.997	0.995 / 0.994 / 0.981 / 0.774	0.995 / 0.994 / 0.981 / 0.774
		$\ \delta_i\ _2 = 1.0, r_p = 0.1$	0.006	1.0	0.996 / 0.998	0.998 / 0.998 / 0.994 / 0.766	0.998 / 0.998 / 0.994 / 0.766
		$\ \delta_i\ _2 = 0.1, r_p = 0.02$	0.002	2.0	0.994 / 0.998	0.998 / 0.997 / 0.994 / 0.905	0.998 / 0.997 / 0.994 / 0.905
		$\ \delta_i\ _2 = 1.0, r_p = 0.1$	0.004	1.0	0.997 / 0.998	0.998 / 0.998 / 0.986 / 0.916	0.999 / 0.998 / 0.986 / 0.916
		$\ \delta_i\ _2 = 0.1, r_p = 0.02$	0.002	2.0	0.992 / 0.998	0.998 / 0.998 / 0.962 / 0.493	0.998 / 0.998 / 0.962 / 0.493
CIFAR	Attack Approach	Attack Setting	Success Rate	$\sigma$	Clean/Backdoor Acc	Certified Acc at $R = 0.05/0.1/0.2/0.5$	Certified Rate at $R = 0.05/0.1/0.2/0.5$
	One-pixel 	$\ \delta_i\ _2 = 1.0, r_p = 0.1$	0.957	0.5	0.718 / 0.574	0.564 / 0.552 / 0.538 / 0.440	0.939 / 0.916 / 0.881 / 0.715
		$\ \delta_i\ _2 = 0.1, r_p = 0.02$	0.141	1.0	0.689 / 0.528	0.520 / 0.510 / 0.482 / 0.401	0.919 / 0.893 / 0.844 / 0.715
	Four-pixel 	$\ \delta_i\ _2 = 1.0, r_p = 0.1$	0.273	0.5	0.771 / 0.770	0.764 / 0.755 / 0.729 / 0.671	0.974 / 0.950 / 0.902 / 0.800
		$\ \delta_i\ _2 = 0.1, r_p = 0.02$	0.306	1.0	0.750 / 0.730	0.720 / 0.712 / 0.694 / 0.645	0.958 / 0.944 / 0.920 / 0.848
	Blending 	$\ \delta_i\ _2 = 1.0, r_p = 0.1$	0.337	0.5	0.729 / 0.604	0.589 / 0.577 / 0.554 / 0.477	0.950 / 0.926 / 0.878 / 0.740
		$\ \delta_i\ _2 = 0.1, r_p = 0.02$	0.129	1.0	0.680 / 0.494	0.477 / 0.461 / 0.438 / 0.364	0.919 / 0.893 / 0.849 / 0.726
		$\ \delta_i\ _2 = 1.0, r_p = 0.1$	0.337	0.5	0.771 / 0.781	0.772 / 0.764 / 0.742 / 0.669	0.970 / 0.950 / 0.901 / 0.794
		$\ \delta_i\ _2 = 0.1, r_p = 0.02$	0.129	1.0	0.753 / 0.734	0.727 / 0.720 / 0.704 / 0.658	0.963 / 0.950 / 0.924 / 0.841
		$\ \delta_i\ _2 = 1.0, r_p = 0.1$	0.337	0.5	0.729 / 0.605	0.589 / 0.570 / 0.548 / 0.454	0.943 / 0.921 / 0.879 / 0.721
ImageNet	Attack Approach	Attack Setting	Success Rate	$\sigma$	Clean/Backdoor Acc	Certified Acc at $R = 0.05/0.1/0.2/0.5$	Certified Rate at $R = 0.05/0.1/0.2/0.5$
	One-pixel 	$\ \delta_i\ _2 = 1.0, r_p = 0.1$	0.070	0.5	0.754 / 0.550	0.525 / 0.469 / 0.416 / 0.197	0.769 / 0.678 / 0.584 / 0.250
		$\ \delta_i\ _2 = 0.1, r_p = 0.02$	0.032	1.0	0.635 / 0.402	0.373 / 0.373 / 0.301 / 0.210	0.678 / 0.678 / 0.554 / 0.376
	Four-pixel 	$\ \delta_i\ _2 = 1.0, r_p = 0.1$	0.078	0.5	0.833 / 0.770	0.747 / 0.700 / 0.653 / 0.427	0.848 / 0.782 / 0.711 / 0.447
		$\ \delta_i\ _2 = 0.1, r_p = 0.02$	0.024	1.0	0.674 / 0.579	0.554 / 0.554 / 0.497 / 0.389	0.742 / 0.742 / 0.650 / 0.480
	Blending 	$\ \delta_i\ _2 = 1.0, r_p = 0.1$	0.088	0.5	0.765 / 0.581	0.552 / 0.500 / 0.442 / 0.221	0.773 / 0.681 / 0.589 / 0.264
		$\ \delta_i\ _2 = 0.1, r_p = 0.02$	0.030	1.0	0.617 / 0.319	0.288 / 0.288 / 0.230 / 0.153	0.695 / 0.695 / 0.573 / 0.397
		$\ \delta_i\ _2 = 1.0, r_p = 0.1$	0.088	0.5	0.834 / 0.786	0.768 / 0.731 / 0.690 / 0.458	0.857 / 0.802 / 0.744 / 0.476
		$\ \delta_i\ _2 = 0.1, r_p = 0.02$	0.030	1.0	0.688 / 0.592	0.567 / 0.567 / 0.505 / 0.399	0.760 / 0.760 / 0.652 / 0.490
		$\ \delta_i\ _2 = 1.0, r_p = 0.1$	0.088	0.5	0.765 / 0.581	0.552 / 0.500 / 0.442 / 0.221	0.773 / 0.681 / 0.589 / 0.264

















**Certified robustness of differentially private DNNs.** We show the certified robustness of DNNs trained in a differentially private manner (DP-SGD) in Table 4. Interestingly, from the results, we do not observe significant improvements for the certified robustness compared to vanilla DNNs, a finding which we attribute to the difficulty in applying DP-SGD to DNN model training. In addition, since the differentially private DNNs already enjoy certain model smoothness, adding additional Gaussian smoothing noise may not further improve its robustness. This means it would be an interesting and challenging future work to further improve the certified robustness of models by enforcing the model smoothness.

**Empirical performance verification.** In addition to the *certified robustness*, we also provide the empirical classification accuracy of vanilla (undefended) DNN and RAB trained DNN models under the same backdoor attacks as shown in Figure 3 to further verify our certified robustness bounds. We can see that the backdoor attacks almost always succeed on a vanilla model (low accuracy); while after RAB training, the model accuracy is significantly improved. Such conclusion is consistent for the three backdoor patterns. These results show that the proposed certified robustness (i.e., lower bound of accuracy) of the models against backdoors can serve as a relatively tight lower bound to evaluate the robustness of a given model against backdoors.

### 7.3 Certified robustness of K-NN models

In this section, we present the benchmarks based on our proposed efficient algorithm for  $K$ -NN models without requiring to sample from the smoothing noise distribution. We perform experiments on the MNIST, CIFAR-10 and UCI spambase datasets and show the results for  $K = 5$  in Table 5. We can see that the simpler  $K$ -NN models on MNIST and CIFAR-10 achieve similar certification performance compared with DNN. In addition, the  $K$ -NN model achieves high certified accuracy and certified rate on tabular data, which indicates its advantages for specific domains. In terms of the efficiency evaluation, we record the runtime of the proposed efficient *exact* algorithm for K-NN. We observe that for certifying one input from CIFAR-10 on  $K$ -NN

**Table 5:** Evaluation of efficient RAB on KNN ( $K = 5$ ).

	Attack Approach	Attack Setting	Success Rate	$\sigma$	Clean/Backdoor Acc	Certified Acc at $R = 0.2/0.5/1.0/2.0$	Certified Rate at $R = 0.2/0.5/1.0/2.0$
MNIST		$\ \delta_i\ _2 = 1.0, r_p = 0.1$	0.200	1.0	0.996 / 1.000	1.000 / 1.000 / 1.000 / 0.000	1.000 / 1.000 / 1.000 / 0.000
				2.0	0.993 / 1.000	1.000 / 0.999 / 0.995 / 0.552	1.000 / 0.999 / 0.995 / 0.552
		$\ \delta_i\ _2 = 0.1, r_p = 0.02$	0.000	1.0	0.991 / 1.000	1.000 / 1.000 / 1.000 / 1.000	1.000 / 1.000 / 1.000 / 1.000
				2.0	0.958 / 1.000	1.000 / 1.000 / 1.000 / 0.995	1.000 / 1.000 / 1.000 / 0.995
		$\ \delta_i\ _2 = 1.0, r_p = 0.1$	0.213	1.0	0.996 / 1.000	1.000 / 1.000 / 1.000 / 0.000	1.000 / 1.000 / 1.000 / 0.000
				2.0	0.993 / 1.000	1.000 / 0.999 / 0.995 / 0.483	1.000 / 0.999 / 0.995 / 0.483
		$\ \delta_i\ _2 = 0.1, r_p = 0.02$	0.000	1.0	0.991 / 1.000	1.000 / 1.000 / 1.000 / 1.000	1.000 / 1.000 / 1.000 / 1.000
				2.0	0.958 / 1.000	1.000 / 1.000 / 1.000 / 0.995	1.000 / 1.000 / 1.000 / 0.995
CIFAR	Attack Approach	Attack Setting	Success Rate	$\sigma$	Clean/Backdoor Acc	Certified Acc at $R = 0.05/0.1/0.2/0.5$	Certified Rate at $R = 0.05/0.1/0.2/0.5$
		$\ \delta_i\ _2 = 1.0, r_p = 0.1$	0.385	0.5	0.788 / 0.659	0.621 / 0.581 / 0.498 / 0.229	0.930 / 0.858 / 0.740 / 0.380
				1.0	0.735 / 0.554	0.537 / 0.518 / 0.467 / 0.283	0.962 / 0.918 / 0.822 / 0.535
		$\ \delta_i\ _2 = 0.1, r_p = 0.02$	0.263	0.5	0.816 / 0.764	0.747 / 0.736 / 0.694 / 0.535	0.964 / 0.931 / 0.866 / 0.645
				1.0	0.779 / 0.723	0.711 / 0.698 / 0.670 / 0.552	0.976 / 0.947 / 0.905 / 0.724
		$\ \delta_i\ _2 = 1.0, r_p = 0.1$	0.402	0.5	0.790 / 0.653	0.620 / 0.594 / 0.502 / 0.240	0.931 / 0.877 / 0.751 / 0.388
				1.0	0.730 / 0.560	0.540 / 0.510 / 0.465 / 0.268	0.953 / 0.906 / 0.813 / 0.511
		$\ \delta_i\ _2 = 0.1, r_p = 0.02$	0.244	0.5	0.816 / 0.771	0.750 / 0.737 / 0.701 / 0.534	0.963 / 0.938 / 0.870 / 0.641
				1.0	0.779 / 0.718	0.708 / 0.696 / 0.664 / 0.549	0.973 / 0.947 / 0.899 / 0.725
		$\ \delta_i\ _2 = 1.0, r_p = 0.1$	0.399	0.5	0.793 / 0.646	0.606 / 0.551 / 0.461 / 0.231	0.927 / 0.845 / 0.720 / 0.386
			1.0	0.725 / 0.567	0.548 / 0.519 / 0.477 / 0.289	0.967 / 0.918 / 0.831 / 0.538	
Spam		$\ \delta_i\ _2 = 0.1, r_p = 0.02$	0.247	0.5	0.819 / 0.772	0.746 / 0.736 / 0.704 / 0.539	0.958 / 0.935 / 0.878 / 0.648
				1.0	0.778 / 0.714	0.702 / 0.691 / 0.654 / 0.544	0.976 / 0.952 / 0.892 / 0.723
		$\ \delta_i\ _2 = 1.0, r_p = 0.1$	0.452	1.0	0.756 / 0.709	0.686 / 0.668 / 0.603 / 0.400	0.962 / 0.928 / 0.838 / 0.554
				2.0	0.584 / 0.512	0.478 / 0.434 / 0.323 / 0.120	0.932 / 0.861 / 0.676 / 0.340
		$\ \delta_i\ _2 = 0.1, r_p = 0.02$	0.071	1.0	0.848 / 0.856	0.842 / 0.834 / 0.806 / 0.744	0.977 / 0.956 / 0.907 / 0.800
				2.0	0.914 / 0.913	0.905 / 0.895 / 0.862 / 0.757	0.985 / 0.966 / 0.905 / 0.761
		$\ \delta_i\ _2 = 1.0, r_p = 0.1$	0.452	1.0	0.759 / 0.691	0.668 / 0.642 / 0.587 / 0.429	0.953 / 0.920 / 0.831 / 0.598
				2.0	0.558 / 0.485	0.456 / 0.409 / 0.296 / 0.118	0.940 / 0.858 / 0.695 / 0.364
		$\ \delta_i\ _2 = 0.1, r_p = 0.02$	0.067	1.0	0.860 / 0.852	0.839 / 0.832 / 0.805 / 0.744	0.975 / 0.955 / 0.907 / 0.802
				2.0	0.914 / 0.913	0.905 / 0.895 / 0.864 / 0.758	0.985 / 0.964 / 0.902 / 0.762
	$\ \delta_i\ _2 = 1.0, r_p = 0.1$	0.405	1.0	0.759 / 0.710	0.694 / 0.663 / 0.596 / 0.437	0.966 / 0.917 / 0.829 / 0.574	
			2.0	0.581 / 0.550	0.516 / 0.483 / 0.414 / 0.167	0.937 / 0.881 / 0.749 / 0.381	
	$\ \delta_i\ _2 = 0.1, r_p = 0.02$	0.070	1.0	0.859 / 0.857	0.843 / 0.834 / 0.809 / 0.747	0.971 / 0.955 / 0.910 / 0.802	
			2.0	0.911 / 0.914	0.905 / 0.897 / 0.868 / 0.760	0.980 / 0.964 / 0.906 / 0.763	

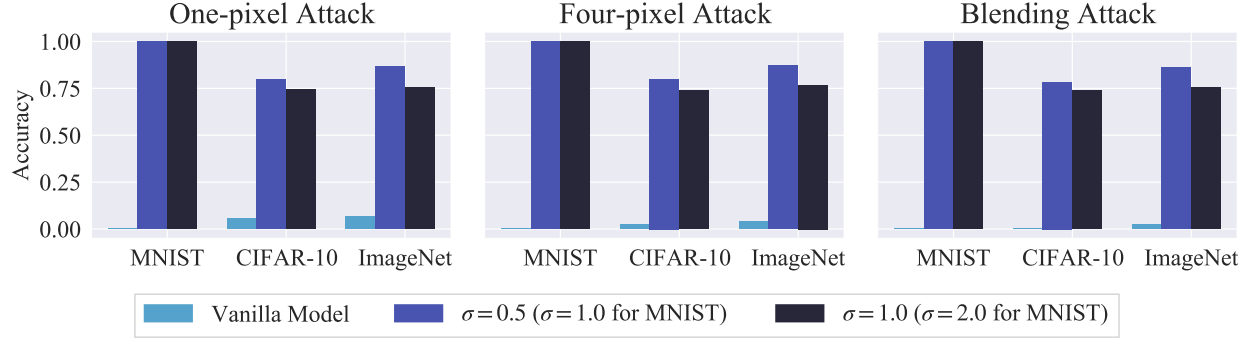
( $K = 5$ ), using the exact algorithm takes only 60 seconds, which is around 6-7 times faster than the vanilla RAB. It would be interesting future work to design similar efficient algorithms for DNNs.

## 7.4 Ablation Studies

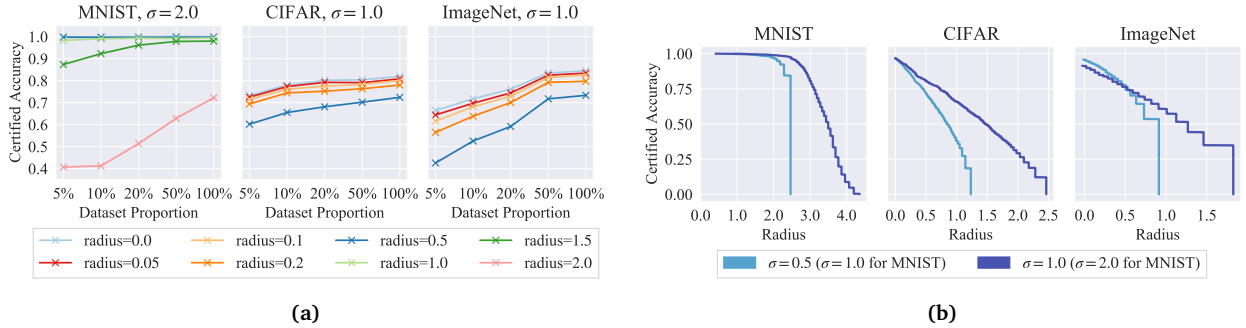
Here we investigate additional properties of the RAB training process, including 1) *effect of the training set size*, the 2) *tradeoff between certified accuracy and the robust radii*, and the 3) *certification performance for general 10-way classifiers*. Fig. 4a shows the certified accuracy of RAB trained DNN using different portions of training datasets. It is clear that more training data helps to improve the certified accuracy. We observe that this effect is less pronounced when the radius of the backdoor patterns is small.

To further inspect how different certified radii affect the certified accuracy in addition to results in Table 2. In Fig. 4b, we present the certified accuracy as a function of a range of certified radii under different smoothing noise variance  $\sigma$ . We can see that the certified accuracy decreases under larger certified radii, and increasing the variance leads to higher certified accuracy. Furthermore, the figure shows that ImageNet is more sensitive to such backdoor attack than MNIST.

In addition to the binary classifiers we focus in this paper, we also evaluate the certified robustness for 10-way classifiers with the same source-target pairs used for the backdoor attack with four-pixel backdoor pattern, as shown in Table 6. We can see that the certified accuracy is slightly lower than that in the binary case since the 10-way classification is a more challenging task. We also note that a smaller  $\sigma$  helps to improve the certified robustness.



**Figure 3:** Empirical accuracy of vanilla (undefended) DNN and RAB trained DNN models with different smoothing variance  $\sigma$  against backdoor attacks ( $\|\delta\|_2 = 0.1, r_p = 0.02$ ). The accuracy of vanilla models is close to 0 (too low to be visible on MNIST) when tested on backdoored instances, meaning the backdoor attacks are very successful; while the accuracy is significantly higher for RAB trained models.



**Figure 4:** Results of ablation studies on DNN. (a) Certified accuracy against backdoor attacks ( $\|\delta\|_2 = 0.1, r_p = 0.02$ ) when training with different portions of dataset. (b) Certified accuracy at different backdoor pattern radii with  $\|\delta\|_2 = 0.1$  and  $r_p = 0.02$ . Here we use the four-pixel backdoor pattern.

**Table 6:** Evaluation on 10-way classification with DNN.

	Attack Setting	Success Rate	$\sigma$	Prediction Acc	Certified Acc at $R = 0.2/0.5/1.0/2.0$	Certified Rate at $R = 0.2/0.5/1.0/2.0$
MNIST	$\ \delta_i\ _2 = 0.1, r_p = 0.02$	0.501	0.5	0.989 / 0.989	0.978 / 0.953 / 0.715 / 0.000	0.981 / 0.954 / 0.715 / 0.000
			1.0	0.945 / 0.941	0.917 / 0.852 / 0.654 / 0.075	0.922 / 0.854 / 0.654 / 0.075
			2.0	0.582 / 0.552	0.487 / 0.386 / 0.228 / 0.018	0.489 / 0.387 / 0.228 / 0.018
	Attack Setting	Success Rate	$\sigma$	Prediction Acc	Certified Acc at $R = 0.05/0.1/0.2/0.5$	Certified Rate at $R = 0.05/0.1/0.2/0.5$
CIFAR	$\ \delta_i\ _2 = 0.1, r_p = 0.02$	0.068	0.25	0.676 / 0.669	0.624 / 0.566 / 0.453 / 0.115	0.709 / 0.624 / 0.480 / 0.116
			0.5	0.553 / 0.546	0.516 / 0.487 / 0.426 / 0.262	0.653 / 0.600 / 0.499 / 0.282
			1.0	0.403 / 0.393	0.377 / 0.361 / 0.330 / 0.245	0.557 / 0.523 / 0.461 / 0.314

## 8 Related Work

In this section, we discuss current backdoor (poisoning) attacks on machine learning models and existing defenses.

**Backdoor attacks.** There have been several works developing optimal poisoning attacks against machine learning models such as SVM and logistic regression [3, 22]. Furthermore, [30] proposes a similar optimization based poisoning attack against neural networks, that can only be applied to shallow MLP models. In addition to these optimization based poisoning attacks, the backdoor attacks are shown to be very effective against deep neural networks [8, 16]. The backdoor patterns can be either static or generated dynamically [40]. Static backdoor patterns can be as small as one pixel, or as large as an entire image [8].

**Potential defenses against backdoor attacks.** Given the potential severe consequences caused by backdoor attacks, multiple defense approaches have been proposed. NeuralCleanse [36] proposes to detect the backdoored models based on the observation that there exists a “short path” to make an instance to be predicted as a malicious one. [7] improves upon the approach by using model inversion to obtain training data, and then apply GANs to generate the “short path” and apply anomaly detection algorithm as in Neural Cleanse. Activation Clustering [6] leverages the activation vectors from the backdoored model as features to detect backdoor instances. Spectral Signature [34] identifies the “spectral signature” in the activation vector for backdoored instances. STRIP [14] proposes to identify the backdoor instances by checking whether the model will still provide a confident answer when it sees the backdoor pattern. SentiNet [9] leverages computer vision techniques to search for the parts in the image that contribute the most to the model output, which are very likely to be the backdoor pattern. In [28], differential privacy has been leveraged as a defense against poisoning attacks. Note that RAB would not guarantee the trained models are differentially private, though they both aim to decrease the model sensitivity intuitively. Finally, another interesting application of randomized smoothing is presented in [32] to certify robustness against label-flipping attacks and randomize over the entire training procedure of the classifier by randomly flipping labels in the training set. This work is orthogonal to ours in that we investigate the robustness with respect to perturbations on the training inputs rather than labels. In addition to these works aiming to certify the robustness for a single model, [43] provides a new way to certify the robustness of an end to end sensing-reasoning pipeline. Recently, a technical report also proposes to directly apply the randomized smoothing technique to certify robustness against backdoor attacks without any evaluation or analysis [35]. In addition, as we have shown, directly applying randomized smoothing will not provide high certified robustness bounds. Contrary to that, in this paper, we first provide a unified framework based on randomized smoothing, and then propose the RAB robust training process to provide certified robustness against backdoor attacks based on the framework. We provide the tightness analysis for the robustness bound, analyze different smoothing distributions, and propose the hash function based model deterministic test-time augmentation approach to achieve good certified robustness. In addition, we analyze different machine learning models with corresponding properties such as model smoothness to provide guidance to further improve the certified model robustness.



## 9 Conclusion and Discussion

In this paper, we aim to propose a unified smoothing framework to certify model robustness against different attacks. In particular, towards the popular backdoor poisoning attack, we propose the first robust smoothing pipeline RAB as well as a *model deterministic test-time augmentation* mechanism to certify the prediction robustness against diverse backdoor attacks. In particular, we evaluate our certified robustness against backdoors on vanilla DNNs, differentially private smoothed DNNs, and  $K$ -NN models. In addition, we propose an exact algorithm for  $K$ -NN models without requiring to sample from the smoothing noise distributions. We provide comprehensive benchmarks of certified model robustness against backdoors on diverse datasets with a focus on binary classifiers, which we believe will provide the *first set* of model robustness against backdoor attacks for future work to compare with.

RAB is in general computationally expensive, since it requires the training of a large number of models on the smoothed datasets. In particular, training DNNs from scratch on large scale datasets with hundreds of classes and millions of training instances quickly becomes prohibitively expensive. One way to mitigate this is to make use of pretrained classifiers which are assumed to be clean. One could then use RAB training to finetune on a smaller dataset and obtain a robustness guarantee. In addition, as we have shown for  $K$ -NN classifiers, it is possible to efficiently evaluate the smoothed classifier by exploiting the structure of the underlying ML models.

## References

- [1] Martin Abadi, Andy Chu, Ian Goodfellow, H Brendan McMahan, Ilya Mironov, Kunal Talwar, and Li Zhang. Deep learning with differential privacy. In *Proceedings of the 2016 ACM SIGSAC Conference on Computer and Communications Security*, pages 308–318, 2016.
- [2] Anish Athalye, Nicholas Carlini, and David Wagner. Obfuscated gradients give a false sense of security: Circumventing defenses to adversarial examples. *arXiv preprint arXiv:1802.00420*, 2018.
- [3] Battista Biggio, Blaine Nelson, and Pavel Laskov. Poisoning attacks against support vector machines. *arXiv preprint arXiv:1206.6389*, 2012.
- [4] Xiaoyu Cao and Neil Zhenqiang Gong. Mitigating evasion attacks to deep neural networks via region-based classification. In *Proceedings of the 33rd Annual Computer Security Applications Conference*, pages 278–287, 2017.
- [5] Nicholas Carlini and David Wagner. Adversarial examples are not easily detected: Bypassing ten detection methods. In *Proceedings of the 10th ACM Workshop on Artificial Intelligence and Security*, pages 3–14. ACM, 2017.
- [6] Bryant Chen, Wilka Carvalho, Nathalie Baracaldo, Heiko Ludwig, Benjamin Edwards, Taesung Lee, Ian Molloy, and Biplav Srivastava. Detecting backdoor attacks on deep neural networks by activation clustering. *arXiv preprint arXiv:1811.03728*, 2018.
- [7] Huili Chen, Cheng Fu, Jishen Zhao, and Farinaz Koushanfar. Deepinspect: a black-box trojan detection and mitigation framework for deep neural networks. In *Proceedings of the 28th International Joint Conference on Artificial Intelligence*, pages 4658–4664. AAAI Press, 2019.
- [8] Xinyun Chen, Chang Liu, Bo Li, Kimberly Lu, and Dawn Song. Targeted backdoor attacks on deep learning systems using data poisoning. *arXiv preprint arXiv:1712.05526*, 2017.
- [9] Edward Chou, Florian Tramèr, Giancarlo Pellegrino, and Dan Boneh. Sentinet: Detecting physical attacks against deep learning systems. *arXiv preprint arXiv:1812.00292*, 2018.

- [10] Jeremy M Cohen, Elan Rosenfeld, and J Zico Kolter. Certified adversarial robustness via randomized smoothing. *arXiv preprint arXiv:1902.02918*, 2019.
- [11] Jia Deng, Wei Dong, Richard Socher, Li-Jia Li, Kai Li, and Li Fei-Fei. Imagenet: A large-scale hierarchical image database. In *2009 IEEE conference on computer vision and pattern recognition*, pages 248–255. Ieee, 2009.
- [12] Min Du, Ruoxi Jia, and Dawn Song. Robust anomaly detection and backdoor attack detection via differential privacy. *arXiv preprint arXiv:1911.07116*, 2019.
- [13] Dheeru Dua and Casey Graff. UCI machine learning repository, 2017.
- [14] Yansong Gao, Chang Xu, Derui Wang, Shiping Chen, Damith C Ranasinghe, and Surya Nepal. Strip: A defence against trojan attacks on deep neural networks. *arXiv preprint arXiv:1902.06531*, 2019.
- [15] Ian J Goodfellow, Jonathon Shlens, and Christian Szegedy. Explaining and harnessing adversarial examples. *arXiv preprint arXiv:1412.6572*, 2014.
- [16] T. Gu, K. Liu, B. Dolan-Gavitt, and S. Garg. Badnets: Evaluating backdooring attacks on deep neural networks. *IEEE Access*, 7:47230–47244, 2019.
- [17] Tianyu Gu, Brendan Dolan-Gavitt, and Siddharth Garg. Badnets: Identifying vulnerabilities in the machine learning model supply chain. *arXiv preprint arXiv:1708.06733*, 2017.
- [18] Bojan Karlas, Peng Li, Renzhi Wu, Merve Gurel, Xu Chu, Wentao Wu, and Ce Zhang. Nearest neighbor classifiers over incomplete information: From certain answers to certain predictions. *arXiv preprint arXiv:2005.05117*, 2020.
- [19] Alex Krizhevsky. Learning multiple layers of features from tiny images. Technical report, 2009.
- [20] Yann LeCun, Léon Bottou, Yoshua Bengio, and Patrick Haffner. Gradient-based learning applied to document recognition. *Proceedings of the IEEE*, 86(11):2278–2324, 1998.
- [21] M. Lecuyer, V. Atlidakis, R. Geambasu, D. Hsu, and S. Jana. Certified robustness to adversarial examples with differential privacy. In *2019 IEEE Symposium on Security and Privacy (SP)*, pages 656–672, 2019.
- [22] Bo Li, Yining Wang, Aarti Singh, and Yevgeniy Vorobeychik. Data poisoning attacks on factorization-based collaborative filtering. In *Advances in neural information processing systems*, pages 1885–1893, 2016.
- [23] Linyi Li, Xiangyu Qi, Tao Xie, and Bo Li. Sok: Certified robustness for deep neural networks. *arXiv preprint arXiv:2009.04131*, 2020.
- [24] Linyi Li, Maurice Weber, Xiaojun Xu, Luka Rimanic, Bhavya Kailkhura, Tao Xie, Ce Zhang, and Bo Li. Tss: Transformation-specific smoothing for robustness certification, 2021.
- [25] Cong Liao, Haoti Zhong, Anna Squicciarini, Sencun Zhu, and David Miller. Backdoor embedding in convolutional neural network models via invisible perturbation. *arXiv preprint arXiv:1808.10307*, 2018.
- [26] Xuanqing Liu, Minhao Cheng, Huan Zhang, and Cho-Jui Hsieh. Towards robust neural networks via random self-ensemble. In *Proceedings of the European Conference on Computer Vision (ECCV)*, pages 369–385, 2018.
- [27] Xingjun Ma, Bo Li, Yisen Wang, Sarah M Erfani, Sudanthi Wijewickrema, Grant Schoenebeck, Dawn Song, Michael E Houle, and James Bailey. Characterizing adversarial subspaces using local intrinsic dimensionality. *arXiv preprint arXiv:1801.02613*, 2018.

- [28] Yuzhe Ma, Xiaojin Zhu, and Justin Hsu. Data poisoning against differentially-private learners: Attacks and defenses. In *Proceedings of the Twenty-Eighth International Joint Conference on Artificial Intelligence, IJCAI-19*, pages 4732–4738. International Joint Conferences on Artificial Intelligence Organization, 7 2019.
- [29] Aleksander Madry, Aleksandar Makelov, Ludwig Schmidt, Dimitris Tsipras, and Adrian Vladu. Towards deep learning models resistant to adversarial attacks. *arXiv preprint arXiv:1706.06083*, 2017.
- [30] Luis Muñoz-González, Battista Biggio, Ambra Demontis, Andrea Paudice, Vasin Wongrassamee, Emil C Lupu, and Fabio Roli. Towards poisoning of deep learning algorithms with back-gradient optimization. In *Proceedings of the 10th ACM Workshop on Artificial Intelligence and Security*, pages 27–38. ACM, 2017.
- [31] J Neyman and E Pearson. On the problem of the most efficient tests of statistical hypotheses. 231. *Phil. Trans. Roy. Statistical Soc. A*, 289, 1933.
- [32] Elan Rosenfeld, Ezra Winston, Pradeep Ravikumar, and J. Zico Kolter. Certified robustness to label-flipping attacks via randomized smoothing. *arXiv preprint arXiv:2002.03018*, 2020.
- [33] Ahmed Salem, Rui Wen, Michael Backes, Shiqing Ma, and Yang Zhang. Dynamic backdoor attacks against machine learning models. *arXiv preprint arXiv:2003.03675*, 2020.
- [34] Brandon Tran, Jerry Li, and Aleksander Madry. Spectral signatures in backdoor attacks. In *Advances in Neural Information Processing Systems*, pages 8000–8010, 2018.
- [35] Binghui Wang, Xiaoyu Cao, Neil Zhenqiang Gong, et al. On certifying robustness against backdoor attacks via randomized smoothing. *arXiv preprint arXiv:2002.11750*, 2020.
- [36] Bolun Wang, Yuanshun Yao, Shawn Shan, Huiying Li, Bimal Viswanath, Haitao Zheng, and Ben Y Zhao. Neural cleanse: Identifying and mitigating backdoor attacks in neural networks. In *Neural Cleanse: Identifying and Mitigating Backdoor Attacks in Neural Networks*, page 0. IEEE, 2019.
- [37] Wikipedia contributors. Sha-2 — Wikipedia, the free encyclopedia, 2020. [Online; accessed 18-March-2020].
- [38] Chaowei Xiao, Bo Li, Jun-Yan Zhu, Warren He, Mingyan Liu, and Dawn Song. Generating adversarial examples with adversarial networks. *arXiv preprint arXiv:1801.02610*, 2018.
- [39] Weilin Xu, David Evans, and Yanjun Qi. Feature squeezing: Detecting adversarial examples in deep neural networks. *arXiv preprint arXiv:1704.01155*, 2017.
- [40] Chaofei Yang, Qing Wu, Hai Li, and Yiran Chen. Generative poisoning attack method against neural networks. *arXiv preprint arXiv:1703.01340*, 2017.
- [41] Greg Yang, Tony Duan, J. Edward Hu, Hadi Salman, Ilya Razenshteyn, and Jerry Li. Randomized smoothing of all shapes and sizes, 2020.
- [42] Zhuolin Yang, Bo Li, Pin-Yu Chen, and Dawn Song. Characterizing audio adversarial examples using temporal dependency. *arXiv preprint arXiv:1809.10875*, 2018.
- [43] Zhuolin Yang, Zhikuan Zhao, Hengzhi Pei, Boxin Wang, Bojan Karlas, Ji Liu, Heng Guo, Bo Li, and Ce Zhang. End-to-end robustness for sensing-reasoning machine learning pipelines. *arXiv preprint arXiv:2003.00120*, 2020.

## A Proofs

### A.1 Proof of Theorem 1

#### A.1.1 Preliminaries and Auxiliary Lemmas

Central to our theoretical results are likelihood ratio tests which are statistical hypothesis tests for testing whether a sample  $x$  originates from a distribution  $X_0$  or  $X_1$ . These tests are defined as

$$\phi(x) = \begin{cases} 1 & \text{if } \Lambda(x) > t, \\ q & \text{if } \Lambda(x) = t, \\ 0 & \text{if } \Lambda(x) < t. \end{cases} \quad \text{with } \Lambda(x) = \frac{f_{X_1}(x)}{f_{X_0}(x)}, \quad (22)$$

where  $q$  and  $t$  are chosen such that  $\phi$  has significance  $\alpha_0$ , i.e.  $\alpha(\phi) = \mathbb{P}_0(\Lambda(X) > t) + q \cdot \mathbb{P}_0(\Lambda(X) = t) = \alpha_0$ .

**Lemma A.1.** *Let  $X_0$  and  $X_1$  be two random variables with densities  $f_0$  and  $f_1$  with respect to a measure  $\mu$  and denote by  $\Lambda$  the likelihood ratio  $\Lambda(x) = f_1(x)/f_0(x)$ . For  $p \in [0, 1]$  let  $t_p := \inf\{t \geq 0: \mathbb{P}(\Lambda(X_0) \leq t) \geq p\}$ . Then it holds that*

$$\mathbb{P}(\Lambda(X_0) < t_p) \leq p \leq \mathbb{P}(\Lambda(X_0) \leq t_p). \quad (23)$$

*Proof.* We first show the RHS of inequality (23). This follows directly from the definition of  $t_p$  if we show that the function  $t \mapsto \mathbb{P}(\Lambda(X_0) \leq t)$  is right-continuous. Let  $t \geq 0$  and let  $\{t_n\}_n$  be a sequence in  $\mathbb{R}_{\geq 0}$  such that  $t_n \downarrow t$ . Define the sets  $A_n := \{x: \Lambda(x) \leq t_n\}$  and note that  $\mathbb{P}(\Lambda(X_0) \leq t_n) = \mathbb{P}(X_0 \in A_n)$ . Clearly, if  $x \in \{x: \Lambda(x) \leq t\}$  then  $\forall n: \Lambda(x) \leq t \leq t_n$  and thus  $x \in \cap_n A_n$ . If on the other hand  $x \in \cap_n A_n$  then  $\forall n: \Lambda(x) \leq t_n \rightarrow t$  as  $n \rightarrow \infty$ . Hence, we have that  $\cap_n A_n = \{x: \Lambda(x) \leq t\}$  and thus

$$\lim_{n \rightarrow \infty} \mathbb{P}(\Lambda(X_0) \leq t_n) = \mathbb{P}(\Lambda(X_0) \leq t) \quad (24)$$

since  $\lim_{n \rightarrow \infty} \mathbb{P}(X_0 \in A_n) = \mathbb{P}(X_0 \in \cap_n A_n)$  for  $A_{n+1} \subseteq A_n$ . We conclude that  $t \mapsto \mathbb{P}(\Lambda(X_0) \leq t)$  is right-continuous and in particular  $\mathbb{P}(\Lambda(X_0) \leq t_p) \geq p$ . We now show the LHS of inequality (23). For that purpose, consider the sets  $B_n := \{x: \Lambda(x) < t_p - 1/n\}$  and let  $B := \{x: \Lambda(x) < t_p\}$ . Clearly, if  $x \in \cup_n B_n$ , then  $\exists n$  such that  $\Lambda(x) < t_p - 1/n < t_p$  and hence  $x \in B$ . If on the other hand  $x \in B$ , then we can choose  $n$  large enough such that  $\Lambda(x) < t_p - 1/n$  and thus  $x \in \cup_n B_n$ . It follows that  $B = \cup_n B_n$ . Furthermore, by the definition of  $t_p$  and since for any  $n \in \mathbb{N}$  we have that  $\mathbb{P}(X_0 \in B_n) = \mathbb{P}(\Lambda(X_0) < t_p - 1/n) < p$  it follows that

$$\mathbb{P}(\Lambda(X_0) < t_p) = \lim_{n \rightarrow \infty} \mathbb{P}(X_0 \in B_n) \leq p \quad (25)$$

since  $B_n \subseteq B_{n+1}$ . This concludes the proof.  $\square$

**Lemma A.2.** *Let  $X_0$  and  $X_1$  be random variables taking values in  $\mathcal{Z}$  and with probability density functions  $f_0$  and  $f_1$  with respect to a measure  $\mu$ . Let  $\phi^*$  be a likelihood ratio test for testing the null  $X_0$  against the alternative  $X_1$ . Then for any deterministic function  $\phi: \mathcal{Z} \rightarrow [0, 1]$  the following implications hold:*

- i)  $\alpha(\phi) \geq 1 - \alpha(\phi^*) \Rightarrow 1 - \beta(\phi) \geq \beta(\phi^*)$
- ii)  $\alpha(\phi) \leq \alpha(\phi^*) \Rightarrow \beta(\phi) \geq \beta(\phi^*)$

*Proof.* We first show (i). Let  $\phi^*$  be a likelihood ratio test as defined in (22). Then, for any other test  $\phi$  we have

$$1 - \beta(\phi^*) - \beta(\phi) = \quad (26)$$

$$= \int_{\Lambda > t} \phi f_1 d\mu + \int_{\Lambda \leq t} (\phi - 1) f_1 d\mu + q \int_{\Lambda = t} f_1 d\mu \quad (27)$$

$$= \int_{\Lambda > t} \phi \Lambda f_0 d\mu + \int_{\Lambda \leq t} \underbrace{(\phi - 1) \Lambda}_{\leq 0} f_0 d\mu + q \int_{\Lambda = t} \Lambda f_0 d\mu \quad (28)$$

$$\geq t \cdot \left[ \int_{\Lambda > t} \phi f_0 d\mu + \int_{\Lambda \leq t} (\phi - 1) f_0 d\mu + q \int_{\Lambda = t} f_0 d\mu \right] \quad (29)$$

$$= t \cdot [\alpha(\phi) - (1 - \alpha(\phi^*))] \geq 0 \quad (30)$$

with the last inequality following from the assumption and  $t \geq 0$ . Thus, (i) follows; (ii) can be proved analogously.  $\square$

### A.1.2 Main Proof

*Proof.* We first show the existence of a likelihood ratio test  $\phi_A$  with significance level  $1 - p_A$ . Let  $Z' := (\delta, \Delta) + Z$  and recall that the likelihood ratio  $\Lambda$  between the densities of  $Z$  and  $Z'$  is given by  $\Lambda(z) = \frac{f_{Z'}(z)}{f_Z(z)}$  and let  $X' := \delta + X$  and  $D' = \Delta + D$ . Furthermore, for any  $p \in [0, 1]$ , let  $t_p := \inf\{t \geq 0 : \mathbb{P}(\Lambda(Z) \leq t) \geq p\}$  and

$$q_p = \begin{cases} 0 & \text{if } \mathbb{P}(\Lambda(Z) = t_p) = 0, \\ \frac{\mathbb{P}(\Lambda(Z) \leq t_p) - p}{\mathbb{P}(\Lambda(Z) = t_p)} & \text{otherwise.} \end{cases} \quad (31)$$

Note that by Lemma A.1 we have that  $\mathbb{P}(\Lambda(Z) \leq t_p) \geq p$  and

$$\begin{aligned} \mathbb{P}(\Lambda(Z) \leq t_p) &= \mathbb{P}(\Lambda(Z) < t_p) + \mathbb{P}(\Lambda(Z) = t_p) \\ &\leq p + \mathbb{P}(\Lambda(Z) = t_p) \end{aligned} \quad (32)$$

and hence  $q_p \in [0, 1]$ . For  $p \in [0, 1]$ , let  $\phi_p$  be the likelihood ratio test defined in (22) with  $q \equiv q_p$  and  $t \equiv t_p$ . Note that  $\phi_p$  has type I error probability  $\alpha(\phi_p) = 1 - p$ . Thus, the test  $\phi_A \equiv \phi_{p_A}$  satisfies  $\alpha(\phi_A) = 1 - p_A$ . It follows from assumption (10) that  $\mathbb{E}(p(y_A | x + X, \mathcal{D} + D)) = q(y_A | x, \mathcal{D}) \geq 1 - \alpha(\phi_A)$  and thus, by applying the first part of Lemma A.2 to the functions  $\phi \equiv p(y_A | x + X, \mathcal{D} + D)$  and  $\phi^* \equiv \phi_A$ , it follows that

$$q(y_A | x + \delta, \mathcal{D} + \Delta) = 1 - \beta(\phi) \geq \beta(\phi_A). \quad (33)$$

Similarly, the likelihood ratio test  $\phi_B \equiv \phi_{1-p_B}$  satisfies  $\alpha(\phi_B) = p_B$  and, for  $y \neq y_A$ , it follows from the assumption (10) that  $\mathbb{E}(p(y | x + X, \mathcal{D} + D)) = q(y | x, \mathcal{D}) \leq p_B = \alpha(\phi_B)$ . Thus, applying the second part of Lemma A.2 to the functions  $\phi \equiv p(y | x + X, \mathcal{D} + D)$  and  $\phi^* \equiv \phi_B$  yields

$$q(y | x + \delta, \mathcal{D} + \Delta) = 1 - \beta(\phi) \leq 1 - \beta(\phi_B). \quad (34)$$

Combining (33) and (34) we see that, if  $\beta(\phi_A) + \beta(\phi_B) > 1$ , then it is guaranteed that

$$q(y_A | x + \delta, \mathcal{D} + \Delta) > \max_{y \neq y_A} q(y | x + \delta, \mathcal{D} + \Delta) \quad (35)$$

what completes the proof.  $\square$

## A.2 Proof of Theorem 2

*Proof.* We show tightness by constructing a base classifier  $h^*$ , such that the smoothed classifier is consistent with the class probabilities (10) for a given (fixed) input  $(x_0, \mathcal{D}_0)$  but whose smoothed version is not robust for adversarial perturbations  $(\delta, \Delta)$  that violate (11). Let  $\phi_A$  and  $\phi_B$  be two likelihood ratio tests for testing the null  $Z \sim \mathbb{P}_0$  against the alternative  $Z + (\delta, \Delta) \sim \mathbb{P}_1$  and let  $\phi_A$  be such that  $\alpha(\phi_A) = 1 - p_A$  and  $\phi_B$  such that  $\alpha(\phi_B) = p_B$ . Since  $(\delta, \Delta)$  violates (11), we have that  $\beta(\phi_A) + \beta(\phi_B) \leq 1$ . Let  $p^*$  be given by

$$p^*(y|x, \mathcal{D}) = \begin{cases} 1 - \phi_A(x - x_0, \mathcal{D} - \mathcal{D}_0) & y = y_A \\ \phi_B(x - x_0, \mathcal{D} - \mathcal{D}_0) & y = y_B \\ \frac{1 - p^*(y_A|x, \mathcal{D}) - p(y_B|x, \mathcal{D})}{C-2} & \text{o.w.} \end{cases} \quad (36)$$

where the notation  $\mathcal{D} - \mathcal{D}_0$  denotes subtraction on the features but not on the labels. Note that for binary classification,  $C = 2$  we have that  $\phi_A = \phi_B$  and hence  $p^*$  is well defined since in this case, by assumption  $p_A + p_B = 1$ . If  $C > 2$ , note that it follows immediately from the definition of  $p^*$  that  $\sum_k p^*(y|x, \mathcal{D}) = 1$ . Note that, from the construction of  $\phi_A$  and  $\phi_B$  in the proof of Theorem 1 (Appendix A.1) that (pointwise)  $\phi_A \geq \phi_B$  provided  $p_A + p_B \leq 1$ . It follows that for  $y \neq y_A, y_B$  we have  $p^*(y|x, \mathcal{D}) \propto \phi_A - \phi_B \geq 0$ . Thus,  $p^*$  is a well defined (conditional) probability distribution over labels and  $h^*(x, \mathcal{D}) := \arg \max_y p^*(y|x, \mathcal{D})$  is a base classifier. Furthermore, to see that the corresponding smoothed classifier  $q^*$  is consistent with the class probabilities (10), consider

$$q^*(y_A|x_0, \mathcal{D}_0) = \mathbb{E}(p^*(y_A|x_0 + X, \mathcal{D}_0 + D)) \quad (37)$$

$$= \mathbb{E}(1 - \phi_A(X, D)) = 1 - \alpha(\phi_A) = p_A \quad (38)$$

and

$$q^*(y_B|x_0, \mathcal{D}_0) = \mathbb{E}(p^*(y_B|x_0 + X, \mathcal{D}_0 + D)) \quad (39)$$

$$= \mathbb{E}(\phi_B(X, D)) = \alpha(\phi_B) = p_B. \quad (40)$$

In addition, for any  $y \neq y_A, y_B$ , we have  $q^*(y|x_0, \mathcal{D}_0) = (1 - p_A - p_B)/(C - 2) \leq p_B$  since by assumption  $p_A + p_B \geq 1 - (C - 2) \cdot p_B$ . Thus,  $q^*$  is consistent with the class probabilities (10). In addition, note that  $q^*(y_A|x_0 + \delta, \mathcal{D}_0 + \Delta) = 1 - \beta(\phi_A)$  and  $\beta(\phi_B) = q^*(y_B|x_0 + \delta, \mathcal{D}_0 + \Delta)$ . Since by assumption  $1 - \beta(\phi_A) < \beta(\phi_B)$  we see that indeed  $y_A \neq g^*(x_0 + \delta, \mathcal{D}_0 + \Delta)$ .  $\square$

## A.3 Proof of Corollaries 1 and 2

*Proof of Corollary 1.* We prove this statement by direct application of Theorem 1. Let  $Z = (X, D)$  be the smoothing distribution for  $q$  and let  $\tilde{Z} := (\delta, \Delta) + Z$  and  $\tilde{Z}' := (0, -\Delta) + \tilde{Z}$ . Correspondingly, let  $\tilde{q}(y|x, \mathcal{D}) = q(y|x + \delta, \mathcal{D} + \Delta)$ . By assumption, we have that  $\tilde{q}(y_A|x, \mathcal{D}) \geq p_A$  and  $\max_{y \neq y_A} \tilde{q}(y|x, \mathcal{D}) \leq p_B$ . We will now apply Theorem 1 to the smoothed classifier  $\tilde{q}$ . By Theorem 1, there exist likelihood ratio tests  $\phi_A$  and  $\phi_B$  for testing  $\tilde{Z}$  against  $\tilde{Z}'$  such that, if

$$\beta(\phi_A) + \beta(\phi_B) > 1 \quad (41)$$

then it follows that  $y_A = \arg \max_y \tilde{q}(y|x, \mathcal{D} - \Delta)$ . The statement then follows, since  $\tilde{q}(y|x, \mathcal{D} - \Delta) = \arg \max_y \tilde{q}(y|x + \delta, \mathcal{D}\Delta)$ . We will now construct the corresponding likelihood ratio tests and show that (41) has the form (14). Note that the likelihood ratio between  $\tilde{Z}$  and  $\tilde{Z}'$  at  $z = (x, d)$  is given by

$$\Lambda(z) = \exp \left( \sum_{i=1}^n \langle d_i, -\delta_i \rangle_\Sigma + \frac{1}{2} \langle \delta_i, \delta_i \rangle_\Sigma \right) \quad (42)$$

where  $\Sigma = \sigma^2 \mathbb{1}_d$  and  $\langle a, b \rangle_\Sigma := \sum_{i=1}^n a_i b_i / \sigma^2$ . Thus, since singletons have probability 0 under the Gaussian distribution, any likelihood ratio test for testing  $\tilde{Z}$  against  $\tilde{Z}'$  has the form

$$\phi_t(z) = \begin{cases} 1, & \Lambda(z) \geq t. \\ 0, & \Lambda(z) < t. \end{cases} \quad (43)$$



For  $p \in [0, 1]$ , let

$$t_p := \exp \left( \Phi^{-1}(p) \sqrt{\sum_{i=1}^n \langle \delta_i, \delta_i \rangle_\Sigma} - \frac{1}{2} \sum_{i=1}^n \langle \delta_i, \delta_i \rangle_\Sigma \right) \quad (44)$$

and note that  $\alpha(\phi_{t_p}) = 1 - p$  since

$$\alpha(\phi_{t_p}) = 1 - \Phi \left( \frac{\log(t_p) + \frac{1}{2} \sum_{i=1}^n \langle \delta_i, \delta_i \rangle_\Sigma}{\sqrt{\sum_{i=1}^n \langle \delta_i, \delta_i \rangle_\Sigma}} \right) \quad (45)$$

where  $\Phi$  is the CDF of the standard normal distribution. Thus, the test  $\phi_A \equiv \phi_{t_A}$  with  $t_A \equiv t_{p_A}$  satisfies  $\alpha(\phi_A) = 1 - p_A$  and the test  $\phi_B \equiv \phi_{t_B}$  with  $t_B \equiv t_{1-p_B}$  satisfies  $\alpha(\phi_B) = p_B$ . Computing the type II error probability of  $\phi_A$  yields

$$\beta(\phi_A) = \Phi \left( \Phi^{-1}(p_A) - \sqrt{\sum_{i=1}^n \langle \delta_i, \delta_i \rangle_\Sigma} \right) \quad (46)$$

and, similarly, the type II error probability of  $\phi_B$  is given by

$$\beta(\phi_B) = \Phi \left( \Phi^{-1}(1 - p_B) - \sqrt{\sum_{i=1}^n \langle \delta_i, \delta_i \rangle_\Sigma} \right). \quad (47)$$

Finally, we see that  $\beta(\phi_A) + \beta(\phi_B) > 1$  is satisfied if and only if

$$\sqrt{\sum_{i=1}^n \|\delta_i\|_2^2} < \frac{\sigma}{2} (\Phi^{-1}(p_A) - \Phi^{-1}(p_B)) \quad (48)$$

what concludes the proof.  $\square$

*Proof of Corollary 2.* We proceed analogously to the proof of Corollary 1 but with a Uniform distribution, on the feature vectors  $D \sim \mathcal{U}([a, b])$  and construct the likelihood ratio tests in the uniform case. Denote by  $S := \prod_{i=1}^n S_i$ ,  $S_i := \prod_{j=1}^d [a + \delta_{ij}, b + \delta_{ij}]$  the support of  $\tilde{D} := \Delta + D$  and by  $S' := \prod_{i=1}^n [a, b]^d$  the support of  $\tilde{D}' := D$ . Note the likelihood ratio between  $\tilde{Z}$  against  $\tilde{Z}'$  at  $z = (x, w, v)$  for any  $w \in S \cup S'$  is given by

$$\Lambda(z) = \frac{f_{\tilde{Z}'}(z)}{f_{\tilde{Z}}(z)} = \frac{f_{\tilde{W}'}(w)}{f_{\tilde{W}}(w)} = \begin{cases} 0 & w \in S \setminus S', \\ 1 & w \in S \cap S', \\ \infty & w \in S' \setminus S. \end{cases} \quad (49)$$

and that any likelihood ratio test for testing  $\tilde{Z}$  against  $\tilde{Z}'$  has the form (22). We now construct such likelihood ratio tests  $\phi_A, \phi_B$  with  $\alpha(\phi_A) = 1 - p_A$  and  $\alpha(\phi_B) = p_B$  by following the construction in the proof of Theorem 1. Specifically, we compute  $q_A, t_A$  such that the these type I error probabilities are satisfied. Notice that

$$p_0 := \mathbb{P}(\tilde{W} \in S \setminus S') = 1 - \prod_{i=1}^n \left( \prod_{j=1}^d \left( 1 - \frac{|\delta_{ij}|}{b-a} \right)_+ \right) \quad (50)$$

where  $(x)_+ = \max\{x, 0\}$ . For  $t \geq 0$  we have

$$\mathbb{P}(\Lambda(\tilde{Z}) \leq t) = \begin{cases} p_0 & t < 1 \\ 1 & t \geq 1 \end{cases} \quad (51)$$

and thus  $t_p := \inf\{t \geq 0: \mathbb{P}(\Lambda(Z) \leq t) \geq p\}$  is given by  $t_p = 0$  if  $p \leq p_0$  and  $t_p = 1$  if  $p > p_0$ . We notice that, if  $p_A \leq p_0$ , then  $t_A \equiv t_{p_A} = 0$ . This implies that the type II error probability of the corresponding test  $\phi_A$  is 0 since in this case

$$\beta(\phi_A) = 1 - \mathbb{P}(\Lambda(\tilde{Z}') > 0) - q_A \cdot \mathbb{P}(\Lambda(\tilde{Z}') = 0) \quad (52)$$

$$= 1 - \mathbb{P}(\tilde{D}' \in S') - q_A \cdot \mathbb{P}(\tilde{D}' \in S \setminus S') = 0. \quad (53)$$

Similarly, if  $1 - p_B \leq p_0$  then  $t_B \equiv t_{p_B} = 0$  and we obtain that the corresponding test  $\phi_B$  satisfies  $\beta(\phi_B) = 0$ . In both cases  $\beta(\phi_A) + \beta(\phi_B) > 1$  can never be satisfied and we find that  $p_A > p_0$  and  $1 - p_B > p_0$  is a necessary condition. In this case, we have that  $t_A = t_B = 1$ . Let  $q_A$  and  $q_B$  be defined as in the proof of Theorem 1

$$q_A := \frac{\mathbb{P}(\Lambda(\tilde{Z}) \leq 1) - p_A}{\mathbb{P}(\Lambda(\tilde{Z}) = 1)} = \frac{1 - p_A}{1 - p_0}, \quad (54)$$

$$q_B := \frac{\mathbb{P}(\Lambda(\tilde{Z}) \leq 1) - (1 - p_B)}{\mathbb{P}(\Lambda(\tilde{Z}) = 1)} = \frac{1 - (1 - p_B)}{1 - p_0}. \quad (55)$$

Clearly, the corresponding likelihood ratio tests  $\phi_A$  and  $\phi_B$  have significance  $1 - p_A$  and  $p_B$  respectively. Furthermore, notice that

$$\mathbb{P}(\tilde{D}' \in S' \setminus S) = \mathbb{P}(\tilde{D} \in S \setminus S') = p_0 \quad (56)$$

$$\mathbb{P}(\tilde{D}' \in S' \cap S) = \mathbb{P}(\tilde{D} \in S' \cap S) = 1 - p_0 \quad (57)$$

and hence  $\beta(\phi_A)$  is given by

$$\beta(\phi_A) = 1 - \mathbb{P}(\Lambda(\tilde{Z}') > 1) - q_A \cdot \mathbb{P}(\Lambda(\tilde{Z}') = 1) \quad (58)$$

$$= 1 - \mathbb{P}(\tilde{D}' \in S' \setminus S) - q_A \cdot \mathbb{P}(\tilde{D}' \in S' \cap S) \quad (59)$$

$$= 1 - p_0 - q_A \cdot (1 - p_0) = p_A - p_0. \quad (60)$$

and similarly

$$\beta(\phi_B) = 1 - \mathbb{P}(\Lambda(\tilde{Z}') > 1) - q_B \cdot \mathbb{P}(\Lambda(\tilde{Z}') = 1) \quad (61)$$

$$= 1 - \mathbb{P}(\tilde{D}' \in S' \setminus S) - q_B \cdot \mathbb{P}(\tilde{D}' \in S' \cap S) \quad (62)$$

$$= 1 - p_0 - q_B \cdot (1 - p_0) = 1 - p_B - p_0. \quad (63)$$

Finally, the statement follows, since  $\beta(\phi_A) + \beta(\phi_B) > 1$  if and only if

$$1 - \left( \frac{p_A - p_B}{2} \right) < \prod_{i=1}^n \left( \prod_{j=1}^d \left( 1 - \frac{|\delta_{ij}|}{b-a} \right)_+ \right). \quad (64)$$

□

## B Smoothed K-NN Classifiers

We first formalize  $K$ -NN classifiers which use quantized euclidean distance as a notion of similarity. Specifically, let  $B_1 = [0, b_1), \dots, B_L := [b_{L-1}, \infty)$  be similarity buckets with increasing  $b_1 < b_2 < \dots, b_{L-1}$

and associated similarity levels  $\beta_1 > \beta_2 > \dots > \beta_L$ . Then for  $x, x' \in \mathbb{R}^d$  we define their similarity as  $\kappa(x, x') := \sum_{l=1}^L \beta_l \mathbb{1}_{B_l}(\|x - x'\|_2^2)$  where  $\mathbb{1}_{B_l}$  is the indicator function of  $B_l$ . Given a dataset  $D = (x_i, y_i)_{i=1}^n$  and a test instance  $x$ , we define the relation

$$x_i \succeq x_j \iff \begin{cases} \kappa(x_i, x) > \kappa(x_j, x) & \text{if } i > j \\ \kappa(x_i, x) \geq \kappa(x_j, x) & \text{if } i \leq j \end{cases} \quad (65)$$

which says that the instance  $x_i$  is more similar to  $x$ , if either it has strictly larger similarity or, if it has the same similarity as  $x_j$ , then  $x_i$  is more similar if  $i < j$ . With this binary relation, we define the set of  $K$  nearest neighbours of  $x$  as

$$I_K(x, \mathcal{D}) := \{i: |\{j \neq i: x_j \succeq x_i\}| \leq K - 1\} \subseteq [n] \quad (66)$$

and summarize the per class votes in  $I_K$  as a label tally vector

$$\gamma_k(x, \mathcal{D}) := \#\{i \in I_K(x, \mathcal{D}): y_i = k\}. \quad (67)$$

The prediction of a  $K$ -NN classifier is then given by

$$K\text{-NN}(x, \mathcal{D}) = \arg \max_k \gamma_k(x, \mathcal{D}). \quad (68)$$

### B.1 Proof of Theorem 3

*Proof.* Our goal is to show that we can compute the smoothed classifier  $q$  with  $Z = (0, D)$ ,  $D \sim \prod_{i=1}^n \mathcal{N}(0, \sigma^2 \mathbb{1}_d)$  and defined by the probability

$$q(y|x, \mathcal{D}) = \mathbb{P}_D(K\text{-NN}(x, \mathcal{D} + D) = y) \quad (69)$$

in time  $\mathcal{O}(K^{2+C} \cdot n^2 \cdot L \cdot C)$ . For ease of notation, let  $X_i := x_i + D^{(i)}$  and  $S_i := \kappa(X_i, x)$  and note that

$$p_i^l := \mathbb{P}(S_i = \beta_l) = F_{d, \lambda_i} \left( \frac{\beta_l}{\sigma^2} \right) - F_{d, \lambda_i} \left( \frac{\beta_{l-1}}{\sigma^2} \right) \quad (70)$$

where  $F_{d, \lambda_i}$  is the CDF of the non-central  $\chi^2$ -distribution with  $d$  degrees of freedom and non-locality parameter

$$\lambda_i = \|x_i + \delta_i - x\|_2^2 / \sigma^2. \quad (71)$$

Note that we can write (69) equivalently as

$$\mathbb{P}_D \left( \arg \max_{k'} \gamma_{k'}(x, \mathcal{D} + D) = y \right) \quad (72)$$

and thus

$$q(y|x, \mathcal{D}) = \sum_{\gamma \in \Gamma_k} \mathbb{P}_D(\gamma(x, \mathcal{D} + D) = \gamma) \quad (73)$$

with  $\Gamma_k := \{\gamma \in [K]^C: \arg \max_{k'} \gamma_{k'} = k\}$ . Next, we notice that the event that a tally vector  $\gamma$  occurs, can be partitioned into the events that lead to the given  $\gamma$  and for which instance  $i$  has similarity  $\beta_l$  and is in the top- $K$  but not in the top- $(K - 1)$ . We define these to be the boundary events

$$\mathcal{B}_i^l(\gamma) := \{\forall c: \#\{j \in I_c: X_j \succeq X_i\} = \gamma_c, S_i = \beta_l\} \quad (74)$$

where  $I_c = \{i: y_i = c\}$ . The probability that a given tally vector  $\gamma$  occurs is thus given by

$$\mathbb{P}_D(\gamma(x, \mathcal{D} + D) = \gamma) = \sum_{i=1}^n \sum_{l=1}^L \mathbb{P}(\mathcal{B}_i^l(\gamma)). \quad (75)$$

For fixed  $i$  we notice that the for different classes, the events  $\{\#\{j \in I_c : X_j \succeq X_i\} = \gamma_c\}$  are pairwise independent, conditioned on  $\{S_i = \beta_l\}$ . Writing  $P_c^l(i, \gamma)$  for the conditional probability  $\mathbb{P}(\#\{i \in I_c : y_i = c\} = \gamma_c | S_i = \beta_l)$  yields

$$\mathbb{P}(\mathcal{B}_i^l(\gamma)) = p_i^l \cdot \prod_{c=1}^C P_c^l(i, \gamma) \quad (76)$$

and hence

$$q(y|x, \mathcal{D}) = \sum_{\gamma \in \Gamma_k} \sum_{i=1}^n \sum_{l=1}^L p_i^l \cdot \prod_{c=1}^C P_c^l(i, \gamma) \quad (77)$$

which requires  $\mathcal{O}(K^C \cdot n \cdot L \cdot C)$  evaluations of  $P_c^l$ . The next step is to compute the probabilities  $P_c^l$ . For that purpose we need to open up the binary relation  $\succeq$ . Suppose first, that  $y_i \neq c$ . Then the event that exactly  $\gamma_c$  instances of class  $c$  satisfy  $X_j \succeq X_i$  is the same as the event that for some  $r \leq \gamma_c$  exactly  $r$  instances with index larger than  $i$  have similarity strictly larger than  $X_i$  and exactly  $\gamma_c - r$  instances with index smaller than  $i$  have similarity larger or equal than  $X_i$ . Now suppose that  $y_i = c$ . Then, the event that exactly  $\gamma_c$  instances of the same class  $c$  satisfy  $X_j \succeq X_i$  is the same as the event that for some  $r \leq \gamma_c$  exactly  $r$  instances with index larger than  $i$  have similarity strictly larger than  $X_i$  and exactly  $\gamma_c - r - 1$  instances with index smaller than  $i$  have similarity larger or equal than  $X_i$ . This reasoning allows us to write  $P_c^l$  in terms of functions

$$R_c^l(i, r) := \mathbb{P}(|\{j \in I_c : S_j > \beta_l, j > i\}| = r) \quad (78)$$

$$Q_c^l(i, r) := \mathbb{P}(|\{j \in I_c : S_j \geq \beta_l, j < i\}| = r) \quad (79)$$

as

$$P_c^l(i, \gamma) = \begin{cases} \sum_{r=0}^{\gamma_c} R_c^l(i, r) \cdot Q_c^l(i, \gamma_c - r) & y_i \neq c \\ \sum_{r=0}^{\gamma_c-1} R_c^l(i, r) \cdot Q_c^l(i, \gamma_c - r - 1) & y_i = c. \end{cases}$$

The functions  $R_c^l$  and  $Q_c^l$  exhibit recursive structure that we wish to exploit in order to get an efficient algorithm. Specifically, we write  $\alpha_i^l := \mathbb{P}(S_i \leq \beta_l) = \sum_{s=l}^L p_i^s$ , and  $\bar{\alpha}_i^l := 1 - \alpha_i^l$  and use the following recursion

$$R_c^l(i-1, r) = \begin{cases} R_c^l(i, r) & y_i \neq c \\ \bar{\alpha}_i^l \cdot R_c^l(i, r-1) + \alpha_i^l \cdot R_c^l(i, r) & y_i = c \end{cases}$$

starting at  $i = n$  and  $r = 0$  and with initial values  $R_c^l(i, -1) = 0$ ,  $R_c^l(n, 0) = 1$  and  $R_c^l(n, r) = 0$  for  $r \geq 1$ . Similarly,

$$Q_c^l(i+1, r) = \begin{cases} Q_c^l(i, r) & y_i \neq c \\ \bar{\alpha}_i^{l+1} \cdot Q_c^l(i, r-1) + \alpha_i^{l+1} \cdot Q_c^l(i, r) & y_i = c \end{cases} \quad (80)$$










starting the recursion at  $i = 1$  and  $r = 0$  and with initial values  $Q_c^l(i, -1) = 0$ ,  $Q_c^l(1, 0) = 1$  and  $Q_c^l(1, r) = 0$  for  $r \geq 1$ . Evaluating  $P_c^l$  requires  $\mathcal{O}(K)$  calls to  $R_c^l$  and  $Q_c^l$  each. The computation of  $R_c^l$  and  $Q_c^l$  can be achieved in  $\mathcal{O}(n \cdot K)$  if the values  $\alpha_i^l$  are computed beforehand and stored separately (requiring  $\mathcal{O}(n \cdot L)$  computations). Finally, the entire computation has a time complexity of  $\mathcal{O}(K^{C+2} \cdot n^2 \cdot L \cdot C)$  what concludes the proof.  $\square$

## C Additional Experiment Results

### C.1 Additional (Source, Target) pairs

We show the performance of our pipeline on another randomly chosen pair of (source, target) data in different tasks in Table C.7. In particular, we use (6,8) for MNIST, (automobile, dog) for CIFAR and (dog, fish) for

**Table C.7:** Experiment results with DNN on different datasets for another randomly chosen binary pair. Namely, (6,8) for MNIST, (automobile,dog) for CIFAR and (dog,fish) for ImageNet.

	Attack Approach	Attack Setting	Success Rate	$\sigma$	Clean/Backdoor Acc	Certified Acc at $R = 0.2/0.5/1.0/2.0$	Certified Rate at $R = 0.2/0.5/1.0/2.0$
MNIST	One-pixel 	$\ \delta_i\ _2 = 1.0, r_p = 0.1$	1.000	1.0	0.994 / 0.990	0.984 / 0.970 / 0.930 / 0.522	0.985 / 0.970 / 0.930 / 0.522
		$\ \delta_i\ _2 = 0.1, r_p = 0.02$	0.013	2.0	0.968 / 0.938	0.919 / 0.890 / 0.781 / 0.323	0.932 / 0.898 / 0.784 / 0.323
	Four-pixel 	$\ \delta_i\ _2 = 1.0, r_p = 0.1$	0.998	1.0	0.996 / 0.995	0.992 / 0.982 / 0.953 / 0.616	0.992 / 0.982 / 0.953 / 0.616
		$\ \delta_i\ _2 = 0.1, r_p = 0.02$	0.501	2.0	0.978 / 0.992	0.988 / 0.970 / 0.919 / 0.653	0.990 / 0.971 / 0.919 / 0.653
	Blending 	$\ \delta_i\ _2 = 1.0, r_p = 0.1$	1.000	1.0	0.995 / 0.992	0.981 / 0.973 / 0.918 / 0.204	0.983 / 0.973 / 0.918 / 0.204
		$\ \delta_i\ _2 = 0.1, r_p = 0.02$	0.008	2.0	0.995 / 0.995	0.992 / 0.981 / 0.950 / 0.651	0.992 / 0.981 / 0.950 / 0.651
		$\ \delta_i\ _2 = 1.0, r_p = 0.1$	1.000	1.0	0.994 / 0.988	0.982 / 0.973 / 0.929 / 0.629	0.986 / 0.973 / 0.929 / 0.629
		$\ \delta_i\ _2 = 0.1, r_p = 0.02$	0.008	2.0	0.962 / 0.929	0.910 / 0.870 / 0.757 / 0.399	0.925 / 0.877 / 0.759 / 0.399
		$\ \delta_i\ _2 = 1.0, r_p = 0.1$	1.000	1.0	0.995 / 0.995	0.994 / 0.985 / 0.960 / 0.598	0.994 / 0.985 / 0.960 / 0.598
		$\ \delta_i\ _2 = 0.1, r_p = 0.02$	0.008	2.0	0.978 / 0.970	0.961 / 0.930 / 0.867 / 0.500	0.966 / 0.935 / 0.868 / 0.500
	Attack Approach	Attack Setting	Success Rate	$\sigma$	Clean/Backdoor Acc	Certified Acc at $R = 0.05/0.1/0.2/0.5$	Certified Rate at $R = 0.05/0.1/0.2/0.5$
CIFAR	One-pixel 	$\ \delta_i\ _2 = 1.0, r_p = 0.1$	0.970	0.5	0.951 / 0.943	0.940 / 0.934 / 0.913 / 0.841	0.974 / 0.963 / 0.934 / 0.848
		$\ \delta_i\ _2 = 0.1, r_p = 0.02$	0.032	1.0	0.926 / 0.902	0.889 / 0.889 / 0.875 / 0.818	0.954 / 0.954 / 0.934 / 0.852
	Four-pixel 	$\ \delta_i\ _2 = 1.0, r_p = 0.1$	0.983	0.5	0.958 / 0.940	0.933 / 0.923 / 0.905 / 0.845	0.977 / 0.964 / 0.935 / 0.857
		$\ \delta_i\ _2 = 0.1, r_p = 0.02$	0.068	1.0	0.929 / 0.897	0.888 / 0.888 / 0.873 / 0.808	0.968 / 0.968 / 0.945 / 0.853
	Blending 	$\ \delta_i\ _2 = 1.0, r_p = 0.1$	0.998	0.5	0.944 / 0.906	0.896 / 0.884 / 0.858 / 0.790	0.960 / 0.939 / 0.897 / 0.807
		$\ \delta_i\ _2 = 0.1, r_p = 0.02$	0.036	1.0	0.920 / 0.890	0.872 / 0.872 / 0.851 / 0.782	0.948 / 0.948 / 0.923 / 0.823
		$\ \delta_i\ _2 = 1.0, r_p = 0.1$	0.998	0.5	0.954 / 0.948	0.940 / 0.933 / 0.923 / 0.871	0.966 / 0.951 / 0.938 / 0.877
		$\ \delta_i\ _2 = 0.1, r_p = 0.02$	0.036	1.0	0.930 / 0.914	0.906 / 0.906 / 0.892 / 0.843	0.966 / 0.966 / 0.941 / 0.874
		$\ \delta_i\ _2 = 1.0, r_p = 0.1$	0.998	0.5	0.951 / 0.926	0.922 / 0.910 / 0.883 / 0.796	0.976 / 0.954 / 0.910 / 0.808
		$\ \delta_i\ _2 = 0.1, r_p = 0.02$	0.036	1.0	0.911 / 0.851	0.831 / 0.831 / 0.809 / 0.722	0.931 / 0.931 / 0.897 / 0.773
	Attack Approach	Attack Setting	Success Rate	$\sigma$	Clean/Backdoor Acc	Certified Acc at $R = 0.05/0.1/0.2/0.5$	Certified Rate at $R = 0.05/0.1/0.2/0.5$
ImageNet	One-pixel 	$\ \delta_i\ _2 = 1.0, r_p = 0.1$	0.844	0.5	0.960 / 0.952	0.946 / 0.939 / 0.923 / 0.873	0.975 / 0.965 / 0.942 / 0.879
		$\ \delta_i\ _2 = 0.1, r_p = 0.02$	0.009	1.0	0.922 / 0.891	0.873 / 0.873 / 0.858 / 0.781	0.946 / 0.946 / 0.918 / 0.811
	Four-pixel 	$\ \delta_i\ _2 = 1.0, r_p = 0.1$	0.908	0.5	0.951 / 0.933	0.933 / 0.933 / 0.898 / 0.662	0.949 / 0.949 / 0.907 / 0.665
		$\ \delta_i\ _2 = 0.1, r_p = 0.02$	0.006	1.0	0.899 / 0.855	0.855 / 0.855 / 0.855 / 0.816	0.903 / 0.903 / 0.903 / 0.850
	Blending 	$\ \delta_i\ _2 = 1.0, r_p = 0.1$	0.413	0.5	0.966 / 0.966	0.966 / 0.966 / 0.947 / 0.822	0.976 / 0.976 / 0.953 / 0.823
		$\ \delta_i\ _2 = 0.1, r_p = 0.02$	0.004	1.0	0.920 / 0.937	0.937 / 0.937 / 0.937 / 0.904	0.951 / 0.951 / 0.951 / 0.913
		$\ \delta_i\ _2 = 1.0, r_p = 0.1$	0.908	0.5	0.953 / 0.935	0.935 / 0.935 / 0.897 / 0.704	0.955 / 0.955 / 0.908 / 0.707
		$\ \delta_i\ _2 = 0.1, r_p = 0.02$	0.006	1.0	0.893 / 0.847	0.847 / 0.847 / 0.847 / 0.799	0.896 / 0.896 / 0.896 / 0.828
		$\ \delta_i\ _2 = 1.0, r_p = 0.1$	0.413	0.5	0.961 / 0.958	0.958 / 0.958 / 0.944 / 0.811	0.968 / 0.968 / 0.950 / 0.814
		$\ \delta_i\ _2 = 0.1, r_p = 0.02$	0.004	1.0	0.925 / 0.934	0.934 / 0.934 / 0.934 / 0.896	0.949 / 0.949 / 0.949 / 0.905



**Figure 5:** The backdoor pattern in the MNIST experiments for one-pixel attack (left) four-pixel attack (middle) blending attack (right).

ImageNet. We observe that the certification performance is similar to the performance on the pairs in the main part of the paper, indicating that our pipeline works well in general.

## C.2 Example of trigger patterns

We show the trigger pattern we used in the MNIST experiment for one-pixel attack, four-pixel attack and blending attack respectively in Figure 5.