

RAB: Provable Robustness Against Backdoor Attacks

Maurice Weber[†] * Xiaojun Xu[‡] * Bojan Karlas[†] Ce Zhang[†] Bo Li[‡]

[†] ETH Zurich, Switzerland {webermau, karlasb, ce.zhang}@inf.ethz.ch

[‡] University of Illinois at Urbana-Champaign, USA {xiaojun3, lbo}@illinois.edu

Abstract

Recent studies have shown that deep neural networks are highly vulnerable to adversarial attacks, including evasion and backdoor attacks. On the defense side, there have been intensive interests in provable robustness against evasion attacks, while lack of robustness guarantees against backdoor attacks.

In this paper, we focus on certifying the model robustness against general threat models. We first provide a unified framework via randomized smoothing and show it can be instantiated to certify robustness against both evasion and backdoor attacks. We then propose the first robust training process, RAB, to certify model robustness against backdoor attacks. We theoretically prove the robustness bound for machine learning models based on this training process, prove that the bound is tight, and derive robustness conditions for Gaussian and Uniform smoothing distributions. Moreover, we evaluate the certified robustness of a family of smoothed models which are trained in a differentially private fashion, and show that they achieve better certified robustness bounds. In addition, we theoretically show that it is possible to train the robust smoothed models efficiently for simple models such as K-nearest neighbor classifiers, and we propose an exact smooth-training algorithm which eliminates the need to sample from a noise distribution.

Empirically, we conduct comprehensive experiments for different machine learning models such as DNNs, differentially private DNNs, and K-NN models on MNIST, CIFAR-10 and ImageNet datasets, and provide the first benchmark for certified robustness against backdoor attacks. We evaluate K-NN models on a spambase tabular dataset to demonstrate advantages of the proposed exact algorithm. The theoretic analysis and the comprehensive benchmark on diverse ML models and datasets shed lights on further robust learning strategies against general adversarial attacks.

1 Introduction

Building machine learning algorithms that are robust to adversarial attacks has been an emerging topic over the last decade. There are mainly two different types of adversarial attacks: (1) *evasion attacks*, in which the attackers manipulate the test examples against a trained machine learning model, and (2) *data poisoning attacks*, in which the attackers are allowed to perturb the training set. Both types of attacks have attracted intensive interests from academia as well as industry [16, 45, 24, 47].

Several solutions to these threats have been proposed [5, 46, 28, 49]. For instance, adversarial training has been proposed to retrain the ML models with generated adversarial examples [29]; quantization has been applied to either inputs or neural network weights to defend against potential adversarial instances [46]. However, recent studies have shown that these defenses are not resilient against intelligent adversaries responding dynamically to the deployed defenses [5].

As a result, one recent, exciting line of research aims to develop *provably robust* algorithms against *evasion attacks*. To provide provable robustness for ML models, one usually needs to solve a min-max problem of the form $\min_{\theta} \max_{\delta} \ell(h_{\theta}(x + \delta), y)$, where θ denotes the parameters of the model h , δ is the perturbation and $\ell(\cdot)$

*The first two authors contribute equally to this work.

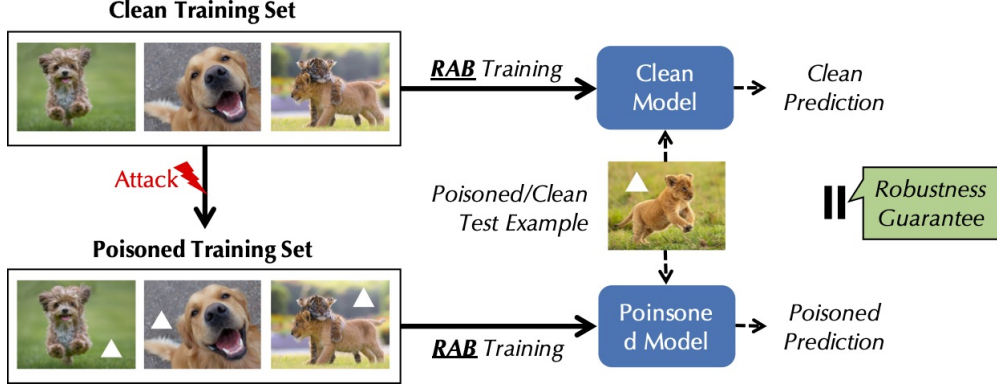


Figure 1: In this paper, we define a robust training process RAB for classifiers. Given a poisoned dataset D' — produced by adding backdoor patterns Δ by the attacker to some instances in the clean dataset D — this robust training process guarantees that, for all test examples x , $\mathcal{A}_{D'}(x) = \mathcal{A}_D(x)$, with high probability when the magnitude of Δ is within the certification radius.

the loss function for the training instance (x, y) . Given the high degree of model complexity attributed to ML models such as deep neural networks (DNNs), exactly solving this min-max problem can be NP-complete. Therefore, in primal optimization, different methods are developed to encode the nonlinear activation functions as linear constraints. For instance, NSVerify [27], MIPVerify [38], and ILP [2] are proposed. The constraints can also be simplified through dual optimization. Representative methods for dual optimization are Duality [14], ConvDual [44], and Certify [33]. Randomized smoothing is a recent approach that has achieved state-of-the-art provable robustness guarantee against evasion attacks [22, 10, 48]. Intuitively, given an input, a smoothed classifier outputs the class most likely to be returned by a base classifier given an input which has been randomly perturbed by certain smoothing noise.

Despite these recent developments on provable robustness against *evasion attacks*, only empirical studies have been conducted to defend against *dataset poisoning attacks* [41, 15], and the question of how to improve and certify the robustness bound of given machine learning models against advanced poisoning attacks remains largely unanswered. In particular, to our best knowledge, there are no provably robust strategies to deal with backdoor attacks. Naturally, we wonder: *Can we develop provably robust algorithms for this type of poisoning attacks?*

Poisoning is a popular family of attacks in which an attacker adds small patterns to a small set of training instances such that the trained model is biased towards test images with the same pattern. Such attacks can be applied to various real-world scenarios such as online face recognition systems [23, 8]. In this paper, we present the first certification process to certify model robustness against backdoor attacks, which is the most popular type of poisoning attacks against DNNs. Specifically, we focus on the following setting. Let $h(\cdot | (x_i, y_i)_{i=1}^n): \mathbb{R}^d \rightarrow \mathcal{Y}$, be a C -multiclass classifier, $|\mathcal{Y}| = C$, which is trained with an n -example training set $\{(x_1, y_1), \dots, (x_n, y_n)\}$. For a test example x , we focus on the certification process that guarantees

$$\sum_{i=1}^n \|\delta_i\|_p < R \Rightarrow h(x | (x_i, y_i)_{i=1}^n) = h(x | (x_i + \delta_i, y_i)_{i=1}^n).$$

Intuitively, this guarantees that the prediction of the classifier will stay consistently the same, no matter what patterns the attacker adds to the training set as long as these patterns are within an L_p -ball of radius R .

Our technique to achieve this is mainly inspired by the recently proposed randomized smoothing techniques against evasion attack [10] but goes significantly beyond simply applying known results. Our first contribution is to develop a general theoretic framework for robustness conditions by generalizing randomized smoothing to a much larger family of functions and smoothing distributions. This allows us to support cases in which a classifier is a function that takes as input a test instance *and* a training set. With our framework, we can (1)

provide robustness certificates against both evasion and dataset poisoning attacks; (2) certify any classifier which takes as input a tuple of test instance and training dataset and (3) prove that this robustness condition provides a tight robustness bound.

However, a general theoretical framework alone cannot provide reasonable certified radius for backdoor attacks. Our second contribution is to instantiate our theoretical framework with practical optimizations. Our optimizations can be classified into two categories: (1) Certification Radius and (2) Certification Efficiency. To improve the *certification radius*, we certify DNN classifiers with a data augmentation scheme and in the meantime, explore the impact of a differentially private training process and show that such inherently “smoothed” models enjoy higher certified robustness. This provides some guidance of improving the certified robustness against poisoning attacks and we hope it can inspire other researches in the future. To improve the *certification efficiency*, we observed that for certain family of classifiers, namely K -nearest neighbor classifiers, we can develop an efficient algorithm to compute the smoothing result *exactly*, eliminating the need to resort to Monte Carlo algorithms as for generic classifiers.

Our third contribution is an extensive benchmark, evaluating our framework on multiple machine learning models and provide the first collection of certified robustness bounds on a diverse range of datasets such as MNIST, CIFAR-10, ImageNet, and a spambase tabular data as benchmarks. We hope that these experiments and benchmarks can provide future directions for improving the robustness of machine learning models.

Being the first result on provable robustness against backdoor attacks, we have no doubt that these results will be improved by follow-up work in the near future. We make the code and evaluation protocol publicly available with the hope to facilitate future research for the community.

We summarize the contributions of our work as follows:

- We propose a unified framework to certify model robustness against both evasion and poisoning attacks and prove that our robustness condition is tight.
- We provide the first certifiable robustness bound for general machine learning models against backdoor poisoning attacks with smoothing noise sampled from different distributions.
- We propose an exact efficient smoothing algorithm for K -NN models without needing to sample random noise during training.
- We also show that naturally smoothed models (e.g. differentially private models) can potentially achieve higher certified robustness bound.
- We conduct extensive reproducible large-scale experiments and provide a benchmark on certified robustness against three representative backdoor poisoning attacks for multiple models on diverse datasets.¹

The remainder of this paper is organized as follows. Section 2 provides the background of backdoor attacks and related techniques, followed by the threat model in Section 3. Section 4 presents the proposed general theoretical framework for certifying robustness against evasion and poisoning attacks, the tightness of the derived robustness condition and sheds light on a connection between statistical hypothesis testing and certifiable robustness. Section 5 explains in detail the proposed approach to certifying Robustness against backdoor attacks using randomized smoothing with Gaussian and Uniform noise. Section 6 analyzes robustness properties of DNNs, differentially private DNNs and K -NN classifiers and presents algorithms to certify robustness for such models. Experimental results are presented in section 7. Finally, Section 8 puts our results in context with existing work and Section 9 concludes.

¹Our models and code are publicly available at <https://github.com/AI-secure/Robustness-Against-Backdoor-Attacks>.

2 Background

In this section, we provide an overview for the backdoor poisoning attacks based on different categorization criteria, the randomized smoothing strategies for certifying model robustness against evasion attacks, and a brief overview of statistical hypothesis testing based on which we develop our general theoretic framework.

2.1 Backdoor (poisoning) attacks

A backdoor attack against an ML model aims to inject certain “backdoor” patterns during training and associate such patterns with a specific adversarial target (label). As a result, during testing time, any test instance with such a pattern will be misrecognized as the pre-selected adversarial target [18, 8]. Such models with injected backdoors are called *backdoored models* which are able to achieve similar performance with clean models on benign data, making it very challenging to detect such attacks.

There are several ways to categorize backdoor attacks. First, based on the *adversarial target design*, the attacks can be characterized as *single target attack* and *all-to-all attack*. In a *single target attack*, the backdoor pattern will cause the poisoned classifier to always return a designed target label. An *all-to-all* attack leverages the backdoor pattern to permute the classifier results.

Based on the *difference in backdoor patterns*, there are *region based* and *blending* backdoor attacks. In the *region based* attack, a specific region of the training instance is manipulated in a subtle way that will not cause human notification [18, 24]. In particular, it has been shown that such backdoor patterns can be as small as only one or four pixels [39]. On the other hand, Chen et al. [8] show that by blending the whole instance with certain pattern such as a meaningful background or a fixed random pattern, it is also possible to generate effective backdoors to poison the ML models.

In this work, we focus on certifying the robustness against general backdoor attacks, where the attacker is able to add any specific or uncontrollable random backdoor patterns for arbitrary adversarial goals.

2.2 Improving learning robustness via randomized smoothing

Randomized smoothing has been studied by several works to certify model robustness against evasion attacks. Some provide heuristic approaches to defend against adversarial examples [25, 4], and some provide theoretic guarantees against L_p bounded adversarial perturbations. In particular, Cohen et al. [10] have proposed a tight robustness guarantee in L_2 norm with Gaussian noise smoothing.

On a high level, the randomized smoothing strategy [10] provides a way to certify the robustness of a *smoothed* classifier against adversarial examples during test time. First, a given classifier is smoothed by adding Gaussian noise $\varepsilon \sim \mathcal{N}(0, \sigma^2 \mathbb{I}_d)$ around each test instance. Then, the classification gap between a lower bound of the confidence on the top-1 class p_A and an upper bound of the confidence on the top-2 class p_B are obtained. The smoothed classifier will be guaranteed to provide consistent predictions within the perturbation radius, which is a function of the smoothing noise variance σ , p_A and p_B , for each test instance.

However, all these approaches focus on the robustness against evasion attacks only, and in this work we aim to first provide a general smoothing functional to certify the robustness against both evasion and poisoning attacks. In particular, the current randomized smoothing strategy focuses on adding noise to smooth on the level of *test instance*, while our unified framework generalizes it to smooth on the level of *classifiers*. We then specifically describe the additional challenges of certifying robustness against poisoning backdoor attacks, and provide theoretic robustness guarantees for different machine learning models, randomized smoothing noise distributions, as well as the tightness of the robustness bounds.

2.3 Statistical Hypothesis Testing

Statistical hypothesis testing is a statistical problem concerned with the question whether or not some hypothesis that has been formulated is correct. A decision procedure for such a problem is called a statistical hypothesis test. Formally, the decision is to be based on the value of a random variable X whose distribution is known to be either \mathbb{P}_0 (the null hypothesis) or the alternative \mathbb{P}_1 .² Given a sample $x \in \mathcal{X}$, a randomized test ϕ can be modeled as a function $\phi: \mathcal{X} \rightarrow [0, 1]$ which rejects the null hypothesis with probability $\phi(x)$ and accepts it with probability $1 - \phi(x)$. In the case where ϕ only takes the values $\{0, 1\}$ we speak of a nonrandomized test and call the set of points $\phi(x) = 1$ the rejection region of the test. The problem is to select the test ϕ which maximizes

$$\beta(\phi) := \mathbb{E}_1(\phi(X)) \quad (1)$$

the probability of correctly identifying the alternative, subject to the condition that the probability of falsely rejecting the null is below a threshold α_0 ,

$$\alpha(\phi) := \mathbb{E}_0(\phi(X)) \leq \alpha_0. \quad (2)$$

The value $\alpha(\phi)$ is also known as the *significance level* of the test ϕ , while $\beta(\phi)$ is known as the *power*. A likelihood ratio test is a test which compares the null hypothesis against the alternative based on their likelihood ratio. Formally, if f_0 and f_1 denote the density functions of \mathbb{P}_0 and \mathbb{P}_1 with respect to a measure μ , a likelihood ratio test ϕ is defined as

$$\phi(x) = \begin{cases} 1 & \text{if } \Lambda(x) > t, \\ q & \text{if } \Lambda(x) = t, \\ 0 & \text{if } \Lambda(x) < t. \end{cases} \quad \text{with} \quad \Lambda(x) = \frac{f_1(x)}{f_0(x)}, \quad (3)$$

where q and t are chosen such that ϕ has significance α_0 , i.e.

$$\alpha(\phi) = \mathbb{P}_0(\phi(X) = 1) + q \cdot \mathbb{P}_0(\phi(X) = q) \quad (4)$$

$$= \mathbb{P}_0(\Lambda(X) > t) + q \cdot \mathbb{P}_0(\Lambda(X) = t) = \alpha_0. \quad (5)$$

The Neyman-Pearson Lemma [32] states that the likelihood ratio test is the *most powerful test among all tests* at a given significance level α_0 . In Section 4 we will use this formalism to derive a generic robustness condition for classification models expressible in terms of the power of hypothesis tests. The argument to obtaining this result is based on the Neyman-Pearson Lemma which, in addition, is the core reason as to why the obtained condition is tight.

3 Threat Model

We will first provide a detailed threat model analysis for poisoning attacks, especially backdoor attacks against general machine learning models including deep neural networks [18, 23]; and then specify the threat model considered in this paper and emphasize its generality. Concretely, the threat model consists of the definition of the adversary’s goal, knowledge of the attacked system, and capability of manipulating or poisoning the training process.

Adversary’s goal is to inject “backdoors” during the machine learning model training phase, so that predictions on specific test instances will be modified during test. There are potentially two types of poisoning attacks based on the adversary’s goal: *availability attack* and *integrity attack*. If the adversary aims to affect prediction

²In general, the null hypothesis is formulated as the distribution of X belonging to a family of distributions $\mathcal{P}_0 = \{\mathbb{P}_\theta: \theta \in H_0\}$ versus the alternatives $\mathcal{P}_1 = \{\mathbb{P}_\theta: \theta \in H_1\}$ with $H_0 \cap H_1 = \emptyset$. If H_0 and H_1 only contain a single element, then we speak of simple hypothesis testing which is the problem described here.

indiscriminately, i.e., to cause a denial of service, it is called availability attack [23]. On the other hand, if the adversary’s goal is to cause specific mis-predictions during the test phase while preserving the predictions on the other test instances, it is referred to as integrity attack [18, 13].

Adversary’s knowledge enables two types of poisoning attacks: *white-box* and *black-box* attacks. In the white-box attack scenario, the attacker is assumed to have knowledge about the training data \mathcal{D}_{train} and the learning algorithm \mathcal{L} , as well as the model parameters θ . This way, it is possible for the attacker to synthesize the optimal poisoning instances to attack different machine learning models with low poisoning ratio [30, 3]. In the black-box attack, the attacker has no knowledge about the training data or ML models, and can only collect and contribute additional training data [18]. This way, either the transferable poisoning attack or the model agnostic poisoning attack would be performed [51, 42].

Adversary’s capability in poisoning attack is usually limited by the number of poisoning instances that can be injected and the manipulations added to each poisoning instance. Lower poisoning ratio would help to preserve the model performance on benign test data, and smaller manipulation for each poisoning instance would imply lower chance to be detected. In addition, the adversary can generate either fixed or dynamic backdoor patterns [35] to ensure the hardness of being detected.

3.1 General backdoor based poisoning attack

In this paper, based on Kerckhoffs’s principle [37] we aim to certify the learning robustness against the strongest attacker, who aims to perform an integrity attack with white-box access to the learning model. In particular, *we allow the attacker to design different backdoor patterns with their chosen poisoning ratio, backdoor magnitude, location, position, and we also allow the attacker to generate different backdoors for different instances dynamically [35]*. To our best knowledge, this is the first work to provide certifiable robustness against general backdoor attacks.

To demonstrate the generalizability, we specifically analyze a range of backdoor patterns from small ones such as one pixel and four-pixel, and large ones which are based on the whole instance such as the “blending attack” [26, 13].

3.2 Formal definition and defense goal

Given a training set of labelled training instances D , the learner’s task is to learn a classifier $h: \mathbb{R}^d \rightarrow \mathcal{Y}$ to label test instances. The task of the adversary is to poison the training set by replacing r training instances (x_i, y_i) by poisoned instances $(x_i + \delta_i, y_i^A)$ where y_i^A is the designed adversarial target. Given the poisoned training set, the defender will obtain a poisoned classifier h_A . Here we allow that the set of r backdoors δ_i may be comprised of either distinct patterns or just a single one. The goal of the adversary is that, during test time, given any test instance x , $h_A(x + \delta_i) = y_i^A$ where y_i^A represents the adversarial target which could be a *single* or an *all-to-all* attack. As a defender, the goal is to certify the learning robustness of a smoothed classifier g given a base classifier h , such that during test time the smoothed classifier will always provide the same prediction for a test instance no matter what pattern is added to the training set: $g(x + \delta) = g_A(x + \delta)$, where g_A denotes the backdoored model. We will show that the only condition that the patterns δ_i need to satisfy is that their L_p -norm needs to be bounded, and this bound is a function of the smoothing distributions and the confidence gap between the top two classes predicted by the smoothed classifier.

4 Unified Framework for Certified Robustness

In this section, we propose a unified theoretical framework for certified robustness against evasion and poisoning attacks on general machine learning models. Our framework is based on the intuition that randomizing the prediction and training process decreases the vulnerability of classifiers against carefully chosen adversarial attacks. This principle has been successfully applied to certify robustness against evasion attacks on classification models [10].

4.1 Preliminaries

In a general form, ML models can be viewed as a general function that maps input information, typically encoded as a vector of numerical values, to an output which is typically a real number for regression and a label for classification. In this paper, we focus on multiclass classification models and view the prediction as a unified process including the training dataset and the test instance.

Classification Models Given this view on the classification process, we define a classifier as a deterministic function $h: \mathbb{R}^d \times (\mathbb{R}^d \times \mathcal{C})^n \rightarrow \mathcal{C}$ that maps a feature vector and a training set (containing n training samples) jointly to a label from the set $\mathcal{C} = \{1, \dots, C\}$ where C denotes the number of classes. Formally, a prediction from this type of models is obtained by first mapping a feature vector x and a training set $D = (x_i, y_i)_{i=1}^n$ to a vector of class probabilities $y(x, D) = (y_1(x, D), \dots, y_K(x, D))$ such that $\sum_k y_k(x, D) = 1$. The model h then returns the most likely class $h(x, D) = \arg \max_k y_k(x, D)$. We call the function y outputting the class probabilities the *scoring function*. In the remainder of this paper we refer to h as the *base classifier* with scoring function y .

Smoothed Classifiers From a high-level viewpoint, we obtain a smoothed classifier g from a base classifier h by introducing additive noise to the prediction process. The intuition behind randomized smoothing classifiers is that noise reduces the occurrence of regions with high curvature in the decision boundaries, resulting in reduced vulnerability to adversarial attacks. For our definition of smoothed classifiers, we first introduce the three types of noise variables, each applied to a different part of the prediction process:

- A noise variable X which is added to a test instance and takes values in \mathbb{R}^d ,
- a set of n independent, identically distributed noise variables W_1, \dots, W_n which are added to training feature vectors and take values in \mathbb{R}^d . We write

$$W := (W_1, \dots, W_n)$$

for the tuple of the random variables W_i ,

- a set of n independent, identically distributed noise variables V_1, \dots, V_n which are added (modulo C) to the training labels and take values in \mathbb{N}_0 . We write

$$V := (V_1, \dots, V_n)$$

for the tuple of the random variables V_i .

Each of these random variables corresponds to smoothing over a different part of the prediction process: ε is used for test time smoothing, \mathcal{E} for smoothing over the training feature vectors and \mathcal{K} corresponds to smoothing over the training labels. Given a base classifier h with scoring function y , we define the smoothed classifier to be the expectation of y with input x and training set D perturbed with additive noise X , W and V :

$$g^Z(x, D) = \mathbb{E}(y(x + X, D + (W, V))) \quad (6)$$

where $Z = (X, W, V) \in \mathbb{R}^d \times (\mathbb{R}^d \times \mathbb{N})^n$ and the expectation is taken with respect to the distribution of Z . The addition $D + (W, V)$ in the right hand side of (6) is to be understood as element-wise addition in the first argument, and addition modulo C in the second (label) argument so that g^Z is a well defined classifier. We notice that with this formulation of a smoothed classifier, we can also model “classical” randomized smoothing for defending against evasion attacks by setting $W \equiv 0, V \equiv 0$.

4.2 A General Condition for Provable Robustness

In this section, we derive a robustness condition by drawing a connection between statistical hypothesis testing and robustness of classification models subject to adversarial attacks. We allow adversaries to conduct an attack on either (i) the test instance x , (ii) the training set D or (iii) a combined attack on test instance and training set. The resulting robustness condition is of a general nature and is expressed in terms of the power of likelihood ratio tests with significance levels related to the confidence of the prediction on benign input data. In Section 5 we will show how this result can be used to obtain a robustness bound in terms of L_p -norms of the injected backdoor pattern.

Theorem 1. Let $Z = (X, W, V)$ be a random variable with values in $\mathbb{R}^d \times (\mathbb{R}^d \times \mathbb{N}_0)^n$ and with density f_Z with respect to a measure μ . Let $\delta \in \mathbb{R}^d$ and $\Delta := (\delta_i, \gamma_i)_{i=1}^n \in (\mathbb{R}^d \times \mathbb{N}_0)^n$ be attack patterns. Let $p_A, p_B \in [0, 1]$ and suppose that

$$g_{k_A}^Z(x, D) \geq p_A \geq p_B \geq \max_{k \neq k_A} g_k^Z(x, D). \quad (7)$$

Then there exist likelihood ratio tests ϕ_A and ϕ_B for testing Z against $Z' := (\delta, \Delta) + Z$ with significance levels $\alpha(\phi_A) = 1 - p_A$ and $\alpha(\phi_B) = p_B$, such that if the powers of the tests satisfy

$$\beta(\phi_B) < 1 - \beta(\phi_A) \quad (8)$$

it is guaranteed that

$$g_{k_A}^Z(x + \delta, D + \Delta) > \max_{k \neq k_A} g_k^Z(x + \delta, D + \Delta). \quad (9)$$

The following is a short sketch of the detailed proof of Theorem 1 provided in Appendix A

Proof (Sketch). We first explicitly construct likelihood ratio tests ϕ_A and ϕ_B for testing the null hypothesis Z against the alternative Z' with significance levels $1 - p_A$ and p_B . In a second step we show that the prediction score for class k_A by the smoothed classifier g^Z is greater than the significance of the test ϕ_A . An argument similar to the Neyman-Pearson Lemma [32] then shows that the prediction score for k_A given by g^Z on the perturbed input is lower bounded by $1 - \beta(\phi_A)$. A similar reasoning leads to the fact that an upper bound on the prediction score for $k \neq k_A$ on the perturbed input is given by $\beta(\phi_B)$. Combining this leads to condition (8). \square

We now make some observations about Theorem 1 in order to get some intuition on the robustness condition (8):

- The random variable Z' models the adversarial attack and can be interpreted as a distributional shift that occurs in the smoothing noise distribution due to the attack.
- If no adversarial attack is present, i.e. if $(\delta, \Delta) = (0, 0)$, then $Z = Z'$ and the power of a statistical test is the same as its significance level. In this case, we get the trivial condition that $p_A > p_B$.
- As p_A approaches 1, both ϕ_A and ϕ_B are tests with significance approaching 0 which means that the rejection region approaches a set of measure 0 under the distribution of Z . This means that the statistical distance between the null Z and the alternative Z' can increase for fixed power of the tests. Intuitively, since the distance between Z and Z' is governed purely by the perturbations (δ, Δ) , this means that the norm of δ and Δ can increase while the condition $\beta(\phi_B) < 1 - \beta(\phi_A)$ is still being satisfied.

- Different smoothing distributions lead to robustness bounds in terms of different norms. For example, Gaussian noise yields a robustness bound in L_2 while Uniform noise leads to robustness radii in general L_p -norms.
- The robustness condition (8) does not make any assumptions on the underlying classifier other than on the class probabilities predicted by its smoothed version.

While the generality of this statement allows to model a multitude of threat models, it bears the challenge of how one should instantiate this theorem such that it is applicable to defend against a specific adversarial attack. In addition to the flexibility with regards to the underlying threat model, we are also provided with flexibility with regards to the smoothing distributions, resulting in different robustness guarantees. This again comes with the question, which smoothing distributions result in useful robustness bounds. In Section 5, we will show how this theorem can be used to obtain provable robustness against dataset poisoning and in particular backdoor attacks.

The next proposition shows that Z and $(\delta, \Delta) + Z$ having non-disjoint support is a necessary condition on the adversarial perturbations (δ, Δ) such that (8) can be satisfied. This sheds light on the dynamics governing the robustness condition (8): if the smoothing distribution Z has compact support, then it is impossible to certify perturbations (δ, Δ) which move Z' "far away" from Z . This result then provides us with an idea on the maximal possible robustness bound that can be achieved.

Proposition 1. *If Z and $Z' := (\delta, \Delta) + Z$ have disjoint support, then condition (8) cannot be satisfied.*

Proof. If Z and Z' have disjoint supports, then the null hypothesis (Z) can be distinguished from the alternative (Z') by a single observation and with zero probability of error, since $f_Z(z) = 0 \iff f_{Z'}(z) \neq 0$ for any $z \in \text{supp}(Z) \cup \text{supp}(Z')$. The hypotheses can thus be distinguished in a deterministic way and hence any likelihood ratio test has power $\beta(\phi) = \mathbb{E}(\phi(Z')) = 1$. In particular, this holds for the tests ϕ_A and ϕ_B and thus

$$1 = \beta(\phi_B) < 1 - \beta(\phi_A) = 0 \quad (10)$$

which can never be satisfied. \square

For example, suppose $Z = (X, 0, 0)$ with $X \sim \mathcal{U}[0, 1]$. As a consequence of Proposition 1 we immediately see that it is not possible to certify input perturbations δ with absolute value larger than 1, because otherwise Z and $\delta + Z$ would have disjoint supports.

The next Theorem shows that our robustness condition is tight in the following sense: If (7) is all that is known about the smoothed classifier g^Z , then it is impossible to certify a perturbation (δ, Δ) that violates (8). In other words, if (8) is violated, then we can always construct a smoothed classifier such that it satisfies the prediction confidence assumption (7) but is not robust for this perturbation.

Theorem 2. *Suppose that $p_A + p_B \leq 1$. If the adversarial perturbations (δ, Δ) violate (8), then there exists a base classifier h consistent with the class probabilities (7) and for which $\arg \max_k g_k^Z(x + \delta, D + \Delta) \neq k_A$.*

Proof (sketch). We show tightness by constructing a score function y , which is consistent with the class probabilities (7) but whose smoothed version is not robust if the adversarial perturbations violate (8). The score function is based in the likelihood ratio tests ϕ_A and ϕ_B and their significance levels. This shows that the corresponding smoothed classifier satisfies (7). Then, in a second step, it is shown that the violation of the robustness condition (8) leads to an inconsistent classification for this particular classifier given the adversarial inputs. A detailed proof is provided in Appendix B. \square

5 Certified Robustness Against Backdoor Poisoning Attacks

It is not straightforward to use the result from Theorem 1 to get a robustness certificate against backdoor attacks in terms of L_p -norms of injected backdoor patterns. In this section, we aim to answer the question: *How can we instantiate this result to obtain robustness guarantees against backdoor attacks?* In addition — due to its generality — we derive robustness bounds for smoothing with isotropic Gaussian noise. We also illustrate how to derive certification bounds using other distributions; however, we will use isotropic Gaussian noise in our experiments because it leads to a better radius.

Intuition. Suppose that we are given a base classifier which was trained on a *poisoned* dataset that contains r training samples infected with the trojan pattern δ . Suppose we know that the smoothed (poisoned) classifier is confident in predicting a malicious input $x + \delta$ to be of a given class k_A . Our goal is to derive a condition on the pattern δ such that the prediction for $x + \delta$ is the same as the prediction that a smoothed classifier would have made, had it been trained on a dataset that is not infected with the backdoor patterns δ . In other words, we obtain the guarantee that *an attacker can not achieve their goal of systematically leading the test instance with the backdoor pattern to the adversarial target*, meaning they will always obtain the same prediction as long as the added pattern δ satisfies certain conditions (bounded magnitude). The intention of the attacker — carrying out a backdoor attack — has thus failed.

Method Overview. We obtain this certificate by instantiating Theorem 1 in the following way. Suppose an attacker injects backdoor patterns $\delta_i \in \mathbb{R}^d$ to $r < n$ training instances of the training set D and suppose the training set also includes flipped labels. We then train the base classifier on this poisoned dataset augmented with additional noise on the feature vectors but not on the labels³ $D + (\delta_i + W_i, \gamma_i)_{i=1}^n$ and obtain a prediction of the smoothed classifier g^Z by taking the expectation with respect to the noise distribution $Z = (0, (W_i, 0)_{i=1}^n)$. Suppose that the smoothed classifier obtained in this way predicts the malicious test instance $x + \delta$ to be of a certain class with confidence p_A and the runner-up class with probability p_B . Our result then tells us that as long as the introduced patterns satisfy condition (8), we get the guarantee that the malicious test instance would have been classified equally had the classifier been trained on the training set that does not contain the patterns δ_i . In the case where the noise variables are isotropic Gaussians with standard deviation σ , the condition (8) yields a robustness bound in terms of the sum of L_2 -norms of the backdoor patterns $\sqrt{\sum_i \|\delta_i\|_2^2} < \frac{\sigma}{2} (\Phi^{-1}(p_A) - \Phi^{-1}(p_B))$ where Φ^{-1} is the inverse of the standard Gaussian CDF.

Corollary 1 (Gaussian Smoothing). *For $i = 1, \dots, n$ let $\delta, \delta_i \in \mathbb{R}^d$, be backdoor patterns and let $\gamma_i \in \mathbb{N}_0$ denote label flips. Let $\Delta_x := (\delta_i, 0)_{i=1}^n$, $\Delta_y := (0, \gamma_i)_{i=1}^n$. For $i = 1, \dots, n$ let $W_i \sim \mathcal{N}(0, \sigma^2 \mathbb{1}_d)$ be independent isotropic Gaussian noise, and set $W := (W_1, \dots, W_n)$ and $Z = (0, W, 0)$. Suppose that*

$$g_{k_A}^Z(x + \delta, D + \Delta_x + \Delta_y) \geq p_A \geq p_B \geq \max_{k \neq k_A} g_k^Z(x + \delta, D + \Delta_x + \Delta_y). \quad (11)$$

Then, if

$$\sqrt{\sum_{i=1}^n \|\delta_i\|_2^2} < \frac{\sigma}{2} (\Phi^{-1}(p_A) - \Phi^{-1}(p_B)) \quad (12)$$

it is guaranteed that

$$g_{k_A}^Z(x + \delta, D + \Delta_y) > \max_{k \neq k_A} g_k^Z(x + \delta, D + \Delta_y). \quad (13)$$

We can further simplify the robustness bound in (12) if we can assume that an attacker poisons at most $r \leq n$ training instances with one single pattern δ . In this case the bound (12) is given by

$$\|\delta\|_2 < \frac{\sigma}{2\sqrt{r}} (\Phi^{-1}(p_A) - \Phi^{-1}(p_B)). \quad (14)$$

³We apply Noise only on the feature vectors and do not explicitly defend against label flipping.

We see that as we know more about the capabilities of an attacker and the nature of the backdoor patterns we are able to certify a larger robustness radius, proportional to the reciprocal of \sqrt{r} .

Discussion: Other Smoothing Distributions. Given the generality of our framework, it is possible to derive certification bounds using other smoothing distributions. However, different smoothing distributions have vastly different performance and a comparative study among different smoothing distributions are interesting future work. In this paper, we just illustrate one example of smoothing using uniform distribution.

Corollary 2 (Uniform Smoothing). *For $i = 1, \dots, n$ let $\delta, \delta_i \in \mathbb{R}^d$, be backdoor patterns and let $\gamma_i \in \mathbb{N}_0$ denote label flips. Let $\Delta_x := (\delta_i, 0)_{i=1}^n$, $\Delta_y := (0, \gamma_i)_{i=1}^n$. For $i = 1, \dots, n$ let $W_i \sim \mathcal{U}([a, b]^d)$ be independent and uniformly distributed noise, and set $W := (W_1, \dots, W_n)$ and $Z = (0, W, 0)$. Suppose that*

$$g_{k_A}^Z(x + \delta, D + \Delta_x + \Delta_y) \geq p_A \geq p_B \geq \max_{k \neq k_A} g_k^Z(x + \delta, D + \Delta_x + \Delta_y). \quad (15)$$

Then, if

$$1 - \left(\frac{p_A - p_B}{2} \right) < \prod_{i=1}^n \left(\prod_{j=1}^d \left(1 - \frac{|\delta_{i,j}|}{b-a} \right)_+ \right) \quad (16)$$

where $(x)_+ = \max\{x, 0\}$, it is guaranteed that

$$g_{k_A}^Z(x + \delta, D + \Delta_y) > \max_{k \neq k_A} g_k^Z(x + \delta, D + \Delta_y). \quad (17)$$

Similar to the Gaussian case, we can again simplify the robustness bound in (16) if we assume that an attacker poisons at most $r \leq n$ training instances with one single pattern δ . In this case the bound (16) is given by

$$1 - \left(\frac{p_A - p_B}{2} \right) < \left(\prod_{j=1}^d \left(1 - \frac{|\delta_j|}{b-a} \right)_+ \right)^r. \quad (18)$$

We see again that, as the number of infected training samples r gets smaller, this corresponds to a larger bound since the RHS of (18) gets larger. In other words if we know that the attacker injects fewer patterns, then we can certify a perturbations with larger magnitude.

6 Instantiating the General Framework with Specific ML Models

In previous sections, we presented our robustness certificate for backdoor attacks based on applying randomized smoothing to the entire training process. We show that, for general classification models, it is possible to achieve robust predictions even though the training data has been poisoned. In this section, we analyze three types of machine learning models in detail: deep neural networks, differentially private deep neural networks and K -nearest neighbor classifiers.

The success of backdoor poisoning attacks against deep neural networks has caused a lot of attention recently. Therefore, we first aim to evaluate and certify the robustness of DNNs against this type of attack on diverse datasets.

Secondly, our goal is to understand more about the properties of differentially private models that could potentially lead to learning robustness; the intuition is that differentially private neural networks are already “smoothed” on the given training data with the original intention of minimizing the sensitivity of learned models. Our hypothesis is that such smoothed models will achieve higher certified robustness against poisoning attacks based on our certifiable training process.

Thirdly, given the fact that K -NN models have been widely applied in different applications either based on raw data or trained embeddings, it is of great interest to know about the robustness of this type of ML models. Specifically, we are inspired by a recent result developed by the database community [19] and apply similar techniques to develop an efficient smoothing algorithm for K -NN models, such that we do not need to draw a large number of random samples from the smoothing distribution Z for these models

6.1 Deep Neural Networks

In this section, we consider smoothed models which use DNNs as base classifiers. The goal is to calculate the prediction of g^Z on $(x + \delta, D + \Delta)$ as in Corollary 1 and the corresponding certified bound given in the right hand side of (12). In order to evaluate smoothed DNN classifiers we proceed in the following way. First, we draw N samples w_1, \dots, w_N from the distribution of $W \sim \prod_{i=1}^n \mathcal{N}(0, \sigma^2 \mathbb{1}_d)$. Given the N samples of training noise (each consisting of n noise vectors), we train N DNN models on the datasets $D + (w_k, 0)$ and obtain classifiers h_1, \dots, h_N . The prediction of the smoothed classifier on x_{test} is then computed by using the empirical mean as an unbiased estimate:

$$\hat{g}^Z(x, D) = \frac{1}{N} \sum_{k=1}^N y(x_{test}, D + (z_k^W, 0)).$$

This is then used to estimate the class probabilities \hat{p}_A and \hat{p}_B . Finally, for a given error tolerance α , we use Hoeffding's inequality to compute p_A and p_B according to

$$p_A = \hat{p}_A - \sqrt{\frac{\log 1/\alpha}{2 \cdot N}}, \quad p_B = \hat{p}_B + \sqrt{\frac{\log 1/\alpha}{2 \cdot N}}.$$

The computation of the certified radius is then based on these values. However, empirically, we observed that this leads to poor prediction performance since the ensemble of models h_k have to classify an input that has not been perturbed by Gaussian noise, while h_k have only "seen noisy samples. In the following we show a novel way to address this challenge.

Model-deterministic Test-time Augmentation. One caveat in directly applying Equation (6.1) is the mismatch of the training distribution and the test distribution — during training all examples are perturbed with sampled noise whereas the test example is without noise. In practice, we see that this mismatch significantly decreases the test accuracy (see Section 7). One natural idea is to also add noise to the test examples, however, this requires careful design (e.g., simply drawing k independent noise vectors and apply them to Equation (6.1) will cause problems in theory and lead to a loosen bound).

We modify the inference function given a learned model h_k in the following way. Instead of directly classifying an unperturbed input x_{test} , we use the hash value of the trained h_k model parameters as

Algorithm 1 DNN-RAB algorithm for estimating the prediction and robust radius of smoothed DNN classifiers.

Input: (Poisoned) Training dataset $D = \{(x_i, y_i)_{i=1}^n\}$, test data x_{test} , noise scale σ , model number N , error rate α .

```

/* Train models using smoothed dataset. */
1: for  $k = 1, \dots, N$  do
2:   Sample  $z_{k,1}, \dots, z_{k,n} \stackrel{\text{iid}}{\sim} \mathcal{N}(0, \sigma^2 \mathbb{1}_d)$ .
3:    $D_k = \{(x_i + z_{k,i}, y_i)_{i=1}^n\}$ .
4:    $h_k = \text{train\_model}(D_k)$ .
5:    $u_k = \mathcal{N}_{\text{hash}(h_k)}(0, \sigma^2 \mathbb{1}_d)$ .
6: end for
/* Calculate empirical estimation of  $p_A$  and  $p_B$ . */
7:  $\hat{g} = \frac{1}{N} \sum_{k=1}^N h_k(x_{test} + u_k)$ .
8:  $\hat{p}_A, c_A = \max_c \hat{g}_c, \arg \max_c \hat{g}_c$ .
9:  $\hat{p}_B = \max_{c \neq c_A} \hat{g}_c$ .
/* Calculate lower & upper bounds of  $p_A$  and  $p_B$ . */
10:  $p_A, p_B = \text{calculate\_bound}(\hat{p}_A, \hat{p}_B, N, \alpha)$ .
11: if  $p_A > p_B$  then
12:    $R = \frac{\sigma}{2} (\Phi^{-1}(p_A) - \Phi^{-1}(p_B))$ 
13:   return prediction  $c_A$ , robust radius  $R$ .
14: else
15:   return ABSTAIN.
16: end if
```

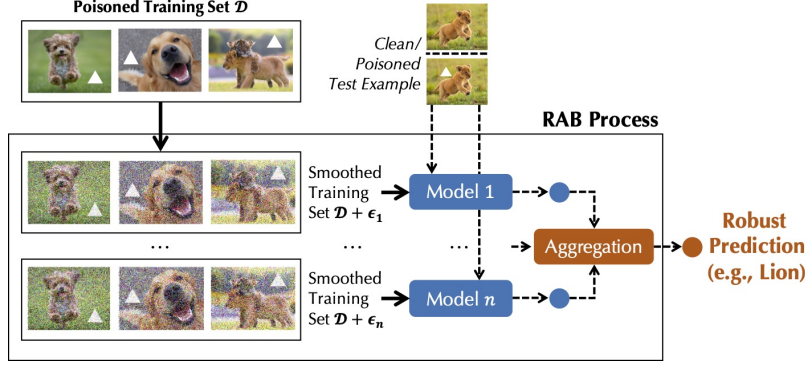


Figure 2: An illustration of the RAB robust training process. Given a poisoned training set $\mathcal{D} + \Delta$ and a training process \mathcal{A} vulnerable to backdoor attacks, RAB generates N smoothed training sets $\{\mathcal{D}_i\}_{i \in [N]}$ and trains N different classifiers \mathcal{A}_i .

the random seed and sample $u_k \sim \mathcal{N}_{hash(h_k)}(0, \sigma^2 \mathbb{I}_d)$. In practice we use SHA256 hashing[43] of the trained model file. In this way, the noise we add is a deterministic function of the trained model, which is equivalent of altering the inference function in a deterministic way: $\tilde{h}_k(x_{test}) = h_k(x_{test} + u_k)$. As we will show in the experiments, this leads to significantly better prediction performance in practice. Pseudocode for our proposed DNN-RAB training procedure is shown in Alg. 1.

6.2 Differentially Private Models

Based on the intuition that the “smoothed” model is expected to be more robust against attacks, in this section we provide a way to verify this assumption and further provide guidance about how to improve the certified robustness of machine learning models against poisoning attacks.

In the proposed RAB training procedure, we directly smooth the training process by adding smoothing noise z_i sampled from $Z = (X, (W, V))$ at each time and then train a corresponding model as shown in Figure 2. The k -th trained model can be represented as

$$\theta_k = \arg \min_{\theta} \sum_{i=1}^n \ell(h_{\theta}(x_i + z_{k,i}^{(2)}), y_i \oplus_C z_{k,i}^{(3)}) \quad (19)$$

To assess the effects of the model smoothness on the certified robustness bound, we improve the model training process with differentially private stochastic gradient descent (DP-SGD) [1]. During each iteration of training the model h_k , we add certain noise to the gradient to reduce its dependency on specific training data and then clip the gradient to a predefined range. Intuitively, this process will add another level of “smoothness” to the model training which is encoded in the model parameters θ_k . The hope is that this procedure will lead to a larger gap between p_A and p_B and subsequently provide a higher certified robustness radius. Note that DP-SGD is just one way to provide a smoothed model training process and therefore improve model robustness. It is flexible to plug in any other smoothing strategy to the proposed RAB framework to enhance the learning robustness against poisoning backdoor attacks.

6.3 K-Nearest Neighbors

If the base classifier h is given by a K -nearest neighbor classifier, we can evaluate the corresponding smoothed classifier analytically and thus compute the confidence levels p_A and p_B exactly, opposed to the approximation

needed in the case for other types of base classifiers. In what follows, we show that this computation can be performed with time complexity polynomial in the number of training instances in the case where the smoothing distribution is given by isotropic Gaussian noise and similarity is measured in terms of quantized euclidean distance.

A textbook K -NN classifier works in the following way: Given a training set $D = (x_i, y_i)_{i=1}^n$ and a test example x , we first calculate the similarity between x and each x_i , $s_i := \kappa(x_i, x)$ where κ is a similarity function. Given all these similarity scores $\{s_i\}_i$, we choose the K most similar training examples with the largest similarity score $\{x_{\sigma_i}\}_{i=1}^K$ along with corresponding labels $\{y_{\sigma_i}\}_{i=1}^K$. The prediction is then made according to a majority vote among the top- K labels.

Similar to DNNs, we obtain a smoothed K -NN classifier by adding Gaussian noise to training points and evaluate the expectation with respect to this noise distribution

$$g_k^Z(x, D) = \mathbb{P}(KNN(x, D + (W, 0)) = k) \quad (20)$$

where $Z = (0, (W, 0))$ with $W \sim \mathcal{N}(0, \sigma^2 \mathbb{1})$. The next theorem shows that (20) can be computed exactly and efficiently when we measure similarity with respect euclidean distance quantized into finitely many similarity levels.

Theorem 3. *Given n training instances, a C -multiclass K -NN classifier based on quantized euclidean distance with L similarity levels, smoothed with isotropic Gaussian noise can be evaluated exactly with time complexity $\mathcal{O}(K^{2+C} \cdot n^2 \cdot L \cdot C)$.*

Proof (sketch). The first step to computing (20) is to notice that we can summarize all possible arrangements $\{x_{\sigma_i} + W_{\sigma_i}\}_{i=1}^K$ of top- K instances leading to a prediction by using tally vectors $\gamma \in [K]^C$. A tally vector has as its k -th element the number of instances in the top- K with label k , $\gamma_k = \#\{y_{\sigma_i} = k\}$. In the second step, we partition the event that a tally vector γ occurs into events where an instance i with similarity β is in the top- K but would not be in the top- $(K-1)$. These first two steps result in a summation over $\mathcal{O}(K^C \cdot n \cdot L \cdot C)$ many terms. In the last step, we compute the probabilities of the events $\{\text{tally } \gamma \wedge \kappa(x_i + W_i, x) = \beta\}$ with dynamic programming in $\mathcal{O}(n \cdot K^2)$ steps, resulting in a final time complexity of $\mathcal{O}(K^{2+C} \cdot n^2 \cdot L \cdot C)$. \square

If $K = 1$, then an efficient algorithm can even achieve time complexity linear in the number of training samples n . We refer the reader to Appendix D for a detailed proof of Theorem 3 and the algorithm details.

7 Experimental Results

In this section, we conduct extensive experiments to provide a benchmark for the certified robustness bound of different types of machine learning models on diverse datasets. In particular, we evaluate the DNNs, differentially private DNNs, and K-NN on MNIST, CIFAR-10, and ImageNet. We consider three different types of backdoor patterns, namely one pixel, four pixel and blending attacks. Furthermore, we also evaluate a K -NN model on a tabular data spambase dataset to assess the advantages of our efficient algorithm for K -NN classifiers.

7.1 Experiment Setup

We provide the first benchmark on certified robustness bounds against backdoor attacks against different ML models on MNIST [21], CIFAR-10 [20] and ImageNet [11] datasets. Following the backdoor attack setting as in [39, 8], we train a DNN model to classify between the (source, target) label pair on each task. The goal of the attacker is to inject a backdoor pattern during training such that a source input infected with the

Table 1: Evaluation metrics for test set of size m

Prediction Acc	Certified Acc at r	Certified Rate at r
$\frac{1}{m} \sum_{i=1}^m \mathbb{1}\{c_i = y_i\}$	$\frac{1}{m} \sum_{i=1}^m \mathbb{1}\{c_i = y_i \text{ and } r_i > r\}$	$\frac{1}{m} \sum_{i=1}^m \mathbb{1}\{r_i > r\}$

pattern will be classified as the adversarial target. We choose two pairs for each task, namely (0,1) and (8,6) for MNIST, (airplane, bird) and (automobile, dog) for CIFAR, (dog, cat) and (dog, fish) for ImageNet. The training set sizes are 12,665 and 11,769 on MNIST, 10,000 and 10,000 on CIFAR and 20,000 and 10,000 on ImageNet respectively.

We use the CNN architecture in [17] on MNIST and the ResNet used in [10] on CIFAR-10. On ImageNet, we use the standard ResNet-20 architecture.

We evaluate three representative backdoor patterns: a specific one-pixel pattern in the middle of the image, a four-pixel pattern, and blending a noise pattern to the entire image. The backdoor is generated such that the perturbation norm for each pattern is bounded by the ℓ_2 norm $\|\delta\|_2$. For each attack, we add r_p backdoor training instances whose ground truth is the source class aiming to mislead the prediction of test instances with the pattern to the target label.

In order to estimate the bounds of p_A and p_B for DNN base classifiers, we train $N = 1,000$ smoothed models on MNIST and CIFAR, and $N = 200$ smoothed models on ImageNet according to Algorithm 1. We then use Hoeffding’s inequality to approximate the bounds with an error rate of $\alpha = 0.001$. We use the smoothing parameters $\sigma = 1.0, 2.0$ on MNIST and $\sigma = 0.5, 1.0$ on CIFAR and ImageNet.










Besides the vanilla DNNs, we also use the differentially private training algorithm (DP-SGD) as proposed in [1] to further smooth a trained model on the instance level. We set the gradient clip norm to be $C = 5.0, 100.0, 1000.0$ and add Gaussian noise with scale $\sigma_{DP} = 4.0, 0.1, 0.01$ in the gradient calculation for MNIST, CIFAR and ImageNet, respectively. In the K -NN approach, we use $L = 200$ buckets.

As for the K -NN models, besides the image datasets we evaluate it with an additional spambase tabular dataset to demonstrate its effectiveness. In particular, we use the UCI Spambase dataset [12] which gives bag-of-word feature vectors on e-mails and determines whether the message is spam or not. The dataset contains 4,601 data cases with a 57-dimensional input. We use 80% of the data as training set to fit the K -NN model and the remaining 20% for evaluation. As for the backdoor attack, we randomly add backdoor patterns on one (or four) input dimensions, or a random pattern to the entire input vector similar with the blending attack.

We report our results with three metrics: prediction accuracy, certified rate and certified accuracy. Given the i -th test case with ground truth label y_i , the output prediction is either c_i within radius r_i or $c_i = \text{ABSTAIN}$ at $r_i = 0$. Given a test set of size m , the three evaluation metrics are calculated according to the evaluation metrics defined in Table 1.

The prediction accuracy indicates how well the smoothed (backdoored) classifier performs in classifying new, possibly backdoored, instances without taking into account their robustness radius. The certified rate at r is given by the fraction of instances in the test set that can be certified at radius $r_i > r$, indicating how consistent the attacked classifier is with a clean one. Finally the certified accuracy at r combines the first two metrics: it reports the fraction of the test set which is classified correctly (without abstaining) *and* is certified as robust with a radius $r_i > r$.

Table 2: Experiment results with DNN.

	Attack Approach	Attack Setting	σ	Prediction Acc	Certified Acc at $r = 0.2/0.5/1.0/2.0$	Certified Rate at $r = 0.2/0.5/1.0/2.0$
MNIST	One-pixel 	$\ \delta_i\ _2 = 1.0, r_p = 0.1$	1.0	1.000	0.996 / 0.796 / 0.000 / 0.000	0.996 / 0.796 / 0.000 / 0.000
			2.0	0.995	0.995 / 0.991 / 0.744 / 0.000	0.995 / 0.991 / 0.744 / 0.000
		$\ \delta_i\ _2 = 0.1, r_p = 0.02$	1.0	1.000	1.000 / 1.000 / 0.986 / 0.000	1.000 / 1.000 / 0.986 / 0.000
			2.0	1.000	0.999 / 0.998 / 0.993 / 0.708	0.999 / 0.998 / 0.993 / 0.708
	Four-pixel 	$\ \delta_i\ _2 = 1.0, r_p = 0.1$	1.0	1.000	0.997 / 0.530 / 0.000 / 0.000	0.997 / 0.530 / 0.000 / 0.000
			2.0	0.996	0.994 / 0.987 / 0.640 / 0.000	0.994 / 0.987 / 0.640 / 0.000
		$\ \delta_i\ _2 = 0.1, r_p = 0.02$	1.0	1.000	1.000 / 1.000 / 0.990 / 0.000	1.000 / 1.000 / 0.990 / 0.000
			2.0	1.000	0.999 / 0.998 / 0.993 / 0.725	0.999 / 0.998 / 0.993 / 0.725
	Blending 	$\ \delta_i\ _2 = 1.0, r_p = 0.1$	1.0	1.000	1.000 / 0.985 / 0.000 / 0.000	1.000 / 0.985 / 0.000 / 0.000
			2.0	0.997	0.995 / 0.991 / 0.744 / 0.000	0.995 / 0.991 / 0.744 / 0.000
		$\ \delta_i\ _2 = 0.1, r_p = 0.02$	1.0	1.000	1.000 / 1.000 / 0.992 / 0.000	1.000 / 1.000 / 0.992 / 0.000
			2.0	1.000	0.999 / 0.997 / 0.993 / 0.728	0.999 / 0.997 / 0.993 / 0.728
	Attack Approach	Attack Setting	σ	Prediction Acc	Certified Acc at $r = 0.05/0.1/0.2/0.5$	Certified Rate at $r = 0.05/0.1/0.2/0.5$
CIFAR	One-pixel 	$\ \delta_i\ _2 = 1.0, r_p = 0.1$	0.5	0.733	0.683 / 0.615 / 0.389 / 0.000	0.811 / 0.717 / 0.455 / 0.005
			1.0	0.656	0.624 / 0.588 / 0.487 / 0.085	0.789 / 0.741 / 0.604 / 0.137
		$\ \delta_i\ _2 = 0.1, r_p = 0.02$	0.5	0.833	0.805 / 0.770 / 0.687 / 0.295	0.892 / 0.846 / 0.735 / 0.298
			1.0	0.790	0.768 / 0.749 / 0.714 / 0.555	0.880 / 0.847 / 0.796 / 0.593
	Four-pixel 	$\ \delta_i\ _2 = 1.0, r_p = 0.1$	0.5	0.737	0.685 / 0.618 / 0.423 / 0.000	0.805 / 0.710 / 0.485 / 0.005
			1.0	0.656	0.617 / 0.585 / 0.490 / 0.090	0.790 / 0.735 / 0.612 / 0.145
		$\ \delta_i\ _2 = 0.1, r_p = 0.02$	0.5	0.838	0.808 / 0.775 / 0.696 / 0.284	0.892 / 0.847 / 0.741 / 0.287
			1.0	0.794	0.768 / 0.746 / 0.702 / 0.546	0.883 / 0.848 / 0.785 / 0.585
	Blending 	$\ \delta_i\ _2 = 1.0, r_p = 0.1$	0.5	0.736	0.669 / 0.599 / 0.376 / 0.000	0.797 / 0.702 / 0.444 / 0.006
			1.0	0.662	0.622 / 0.595 / 0.498 / 0.133	0.792 / 0.748 / 0.617 / 0.193
		$\ \delta_i\ _2 = 0.1, r_p = 0.02$	0.5	0.834	0.809 / 0.774 / 0.699 / 0.284	0.889 / 0.842 / 0.741 / 0.288
			1.0	0.798	0.770 / 0.754 / 0.712 / 0.550	0.885 / 0.858 / 0.793 / 0.588
	Attack Approach	Attack Setting	σ	Prediction Acc	Certified Acc at $r = 0.05/0.1/0.2/0.5$	Certified Rate at $r = 0.05/0.1/0.2/0.5$
ImageNet	One-pixel 	$\ \delta_i\ _2 = 1.0, r_p = 0.1$	0.5	0.781	0.718 / 0.656 / 0.424 / 0.000	0.758 / 0.688 / 0.439 / 0.000
			1.0	0.604	0.562 / 0.519 / 0.424 / 0.104	0.635 / 0.578 / 0.463 / 0.120
		$\ \delta_i\ _2 = 0.1, r_p = 0.02$	0.5	0.907	0.887 / 0.864 / 0.810 / 0.230	0.905 / 0.880 / 0.818 / 0.230
			1.0	0.816	0.796 / 0.775 / 0.740 / 0.580	0.828 / 0.804 / 0.761 / 0.588
	Four-pixel 	$\ \delta_i\ _2 = 1.0, r_p = 0.1$	0.5	0.791	0.742 / 0.664 / 0.407 / 0.000	0.779 / 0.691 / 0.424 / 0.000
			1.0	0.630	0.596 / 0.560 / 0.466 / 0.120	0.656 / 0.612 / 0.502 / 0.132
		$\ \delta_i\ _2 = 0.1, r_p = 0.02$	0.5	0.910	0.894 / 0.869 / 0.808 / 0.200	0.914 / 0.886 / 0.818 / 0.200
			1.0	0.808	0.792 / 0.768 / 0.724 / 0.574	0.829 / 0.799 / 0.747 / 0.580
	Blending 	$\ \delta_i\ _2 = 1.0, r_p = 0.1$	0.5	0.774	0.716 / 0.639 / 0.386 / 0.000	0.755 / 0.666 / 0.403 / 0.000
			1.0	0.600	0.564 / 0.523 / 0.440 / 0.114	0.632 / 0.583 / 0.484 / 0.129
		$\ \delta_i\ _2 = 0.1, r_p = 0.02$	0.5	0.906	0.888 / 0.865 / 0.810 / 0.272	0.907 / 0.878 / 0.819 / 0.272
			1.0	0.811	0.792 / 0.776 / 0.732 / 0.571	0.826 / 0.808 / 0.755 / 0.577










7.2 Certified robustness of DNNs against backdoor attacks

We evaluate the certified robustness bound on DNNs against different backdoor patterns, and we present the results for three evaluation metrics. Table 2 list the benchmark results on MNIST, CIFAR-10 and ImageNet, respectively. From the results, we can see that on MNIST, it is possible to obtain certified accuracy around 99.6% as long as the ℓ_2 norm of the backdoor patterns is within 0.5, and drops to around 70% as the radius increases (e.g. $\|\delta\|_2 = 2$). It can also be seen that larger smoothing noise during RAB training helps to achieve higher certified accuracy and certified rate. Similar observations can be drawn for CIFAR-10 and ImageNet, while the certified robustness is lower than that on MNIST.

7.3 Certified robustness of differentially private DNNs against backdoor attacks

In addition to vanilla DNNs, we provide the certified robustness benchmarks on differentially private trained DNNs. Table 3 show the results on MNIST, CIFAR-10 and ImageNet. We can see that on MNIST the certified robustness on such smoothly trained models is much higher than in the case of vanilla DNNs. This provides further guidance on improving the robustness of ML models against backdoor attacks. On ImageNet and CIFAR-10 however, we do not observe much improvement on certified accuracy compared to vanilla DNNs. We expect further improvements on DP-SGD will help to improve the certified robustness since the DP-SGD is known challenging to be applied on these datasets.

Table 3: Experiment results of Smoothed Model.

	Attack Approach	Attack Setting	σ	Prediction Acc	Certified Acc at $r = 0.2/0.5/1.0/2.0$	Certified Rate at $r = 0.2/0.5/1.0/2.0$
MNIST	One-pixel 	$\ \delta_i\ _2 = 1.0, r_p = 0.1$	1.0	0.997	0.995 / 0.991 / 0.904 / 0.000	0.997 / 0.991 / 0.904 / 0.000
			2.0	0.996	0.995 / 0.992 / 0.948 / 0.265	0.996 / 0.992 / 0.948 / 0.265
		$\ \delta_i\ _2 = 0.1, r_p = 0.02$	1.0	0.998	0.998 / 0.997 / 0.981 / 0.000	0.998 / 0.997 / 0.981 / 0.000
			2.0	0.998	0.998 / 0.997 / 0.994 / 0.833	0.998 / 0.997 / 0.994 / 0.833
	Four-pixel 	$\ \delta_i\ _2 = 1.0, r_p = 0.1$	1.0	0.997	0.994 / 0.985 / 0.848 / 0.000	0.996 / 0.985 / 0.848 / 0.000
			2.0	0.995	0.994 / 0.988 / 0.936 / 0.176	0.996 / 0.988 / 0.936 / 0.176
		$\ \delta_i\ _2 = 0.1, r_p = 0.02$	1.0	0.998	0.998 / 0.997 / 0.982 / 0.000	0.998 / 0.997 / 0.982 / 0.000
			2.0	0.998	0.998 / 0.997 / 0.993 / 0.793	0.998 / 0.997 / 0.993 / 0.793
	Blending 	$\ \delta_i\ _2 = 1.0, r_p = 0.1$	1.0	0.998	0.997 / 0.994 / 0.925 / 0.000	0.997 / 0.994 / 0.925 / 0.000
			2.0	0.997	0.995 / 0.993 / 0.957 / 0.317	0.995 / 0.993 / 0.957 / 0.317
		$\ \delta_i\ _2 = 0.1, r_p = 0.02$	1.0	0.998	0.998 / 0.997 / 0.979 / 0.000	0.998 / 0.997 / 0.979 / 0.000
			2.0	0.998	0.998 / 0.997 / 0.994 / 0.820	0.998 / 0.997 / 0.994 / 0.820
CIFAR	Attack Approach	Attack Setting	σ	Prediction Acc	Certified Acc at $r = 0.05/0.1/0.2/0.5$	Certified Rate at $r = 0.05/0.1/0.2/0.5$
	One-pixel 	$\ \delta_i\ _2 = 1.0, r_p = 0.1$	0.5	0.479	0.365 / 0.251 / 0.082 / 0.000	0.578 / 0.410 / 0.174 / 0.005
			1.0	0.305	0.239 / 0.192 / 0.105 / 0.004	0.512 / 0.432 / 0.267 / 0.044
		$\ \delta_i\ _2 = 0.1, r_p = 0.02$	0.5	0.728	0.675 / 0.612 / 0.440 / 0.003	0.799 / 0.719 / 0.497 / 0.004
			1.0	0.649	0.609 / 0.575 / 0.484 / 0.204	0.754 / 0.700 / 0.580 / 0.228
	Four-pixel 	$\ \delta_i\ _2 = 1.0, r_p = 0.1$	0.5	0.466	0.344 / 0.222 / 0.057 / 0.000	0.555 / 0.375 / 0.141 / 0.003
			1.0	0.292	0.225 / 0.170 / 0.088 / 0.002	0.491 / 0.405 / 0.244 / 0.037
		$\ \delta_i\ _2 = 0.1, r_p = 0.02$	0.5	0.725	0.673 / 0.612 / 0.457 / 0.006	0.795 / 0.719 / 0.514 / 0.007
			1.0	0.643	0.602 / 0.570 / 0.471 / 0.189	0.753 / 0.698 / 0.569 / 0.213
	Blending 	$\ \delta_i\ _2 = 1.0, r_p = 0.1$	0.5	0.471	0.361 / 0.239 / 0.072 / 0.000	0.580 / 0.400 / 0.163 / 0.005
			1.0	0.321	0.262 / 0.210 / 0.129 / 0.007	0.536 / 0.452 / 0.297 / 0.055
		$\ \delta_i\ _2 = 0.1, r_p = 0.02$	0.5	0.724	0.673 / 0.613 / 0.444 / 0.002	0.795 / 0.718 / 0.501 / 0.003
			1.0	0.647	0.607 / 0.570 / 0.475 / 0.188	0.750 / 0.693 / 0.569 / 0.209
ImageNet	Attack Approach	Attack Setting	σ	Prediction Acc	Certified Acc at $r = 0.05/0.1/0.2/0.5$	Certified Rate at $r = 0.05/0.1/0.2/0.5$
	One-pixel 	$\ \delta_i\ _2 = 1.0, r_p = 0.1$	0.5	0.405	0.317 / 0.237 / 0.116 / 0.000	0.403 / 0.292 / 0.134 / 0.000
			1.0	0.101	0.072 / 0.054 / 0.022 / 0.000	0.218 / 0.156 / 0.073 / 0.002
		$\ \delta_i\ _2 = 0.1, r_p = 0.02$	0.5	0.698	0.641 / 0.580 / 0.445 / 0.028	0.685 / 0.609 / 0.459 / 0.028
			1.0	0.376	0.333 / 0.276 / 0.195 / 0.037	0.392 / 0.319 / 0.218 / 0.038
	Four-pixel 	$\ \delta_i\ _2 = 1.0, r_p = 0.1$	0.5	0.408	0.318 / 0.246 / 0.115 / 0.000	0.402 / 0.300 / 0.133 / 0.000
			1.0	0.103	0.071 / 0.053 / 0.020 / 0.000	0.211 / 0.157 / 0.068 / 0.002
		$\ \delta_i\ _2 = 0.1, r_p = 0.02$	0.5	0.697	0.638 / 0.579 / 0.444 / 0.028	0.680 / 0.608 / 0.458 / 0.028
			1.0	0.377	0.324 / 0.280 / 0.197 / 0.041	0.384 / 0.325 / 0.220 / 0.042
	Blending 	$\ \delta_i\ _2 = 1.0, r_p = 0.1$	0.5	0.397	0.318 / 0.232 / 0.113 / 0.000	0.403 / 0.286 / 0.131 / 0.000
			1.0	0.097	0.070 / 0.052 / 0.021 / 0.000	0.215 / 0.160 / 0.071 / 0.002
		$\ \delta_i\ _2 = 0.1, r_p = 0.02$	0.5	0.701	0.644 / 0.580 / 0.444 / 0.029	0.687 / 0.609 / 0.457 / 0.029
			1.0	0.379	0.332 / 0.281 / 0.197 / 0.042	0.392 / 0.324 / 0.220 / 0.042







7.4 Certified robustness of K-NN models against backdoor attacks

In this section, we present the benchmarks based on our proposed efficient algorithm, which is designed for K -NN models without requiring to sample from the smoothing noise distribution. We perform the experiments on MNIST, CIFAR-10 and UCI spambase dataset. We show the results when $K = 5$ for MNIST, CIFAR-10 and spam databases in Table 4 respectively. We can see that the K -NN models on MNIST and CIFAR-10 achieve better certified rate and accuracy and we can certify a large radius. In addition, the K -NN model achieves high certified accuracy and certified rate on tabular data, which indicates its advantages in specific domains. The results for $K = 1$ are given in Table 5 In terms of the efficiency evaluation, we record the runtime of the proposed efficient *exact* algorithm on K-NN. We observe that for certifying one input from CIFAR-10 on K -NN($K = 5$), using the exact algorithm takes only 60 seconds, which is around 6-7 times faster than the vanilla RAB. It would be interesting future work to design similar efficient algorithm for DNNs.

8 Related Work

In this section, we discuss current poisoning backdoor attacks on machine learning models, as well as existing defenses.

Table 4: Exp results of KNN ($K = 5$).

	Attack Approach	Attack Setting	σ	Prediction Acc	Certified Acc at $r = 0.2/0.5/1.0/2.0$	Certified Rate at $r = 0.2/0.5/1.0/2.0$
MNIST		$\ \delta_i\ _2 = 1.0, r_p = 0.1$	0.5	1.000	1.000 / 1.000 / 1.000 / 0.000	1.000 / 1.000 / 1.000 / 0.000
			1.0	1.000	1.000 / 0.999 / 0.995 / 0.552	1.000 / 0.999 / 0.995 / 0.552
		$\ \delta_i\ _2 = 0.1, r_p = 0.02$	0.5	1.000	1.000 / 1.000 / 1.000 / 1.000	1.000 / 1.000 / 1.000 / 1.000
			1.0	1.000	1.000 / 1.000 / 1.000 / 0.995	1.000 / 1.000 / 1.000 / 0.995
		$\ \delta_i\ _2 = 1.0, r_p = 0.1$	0.5	1.000	1.000 / 1.000 / 1.000 / 0.000	1.000 / 1.000 / 1.000 / 0.000
			1.0	1.000	1.000 / 0.999 / 0.995 / 0.483	1.000 / 0.999 / 0.995 / 0.483
		$\ \delta_i\ _2 = 0.1, r_p = 0.02$	0.5	1.000	1.000 / 1.000 / 1.000 / 1.000	1.000 / 1.000 / 1.000 / 1.000
			1.0	1.000	1.000 / 1.000 / 1.000 / 0.995	1.000 / 1.000 / 1.000 / 0.995
		$\ \delta_i\ _2 = 1.0, r_p = 0.1$	0.5	1.000	1.000 / 1.000 / 1.000 / 0.000	1.000 / 1.000 / 1.000 / 0.000
			1.0	1.000	1.000 / 1.000 / 0.995 / 0.690	1.000 / 1.000 / 0.995 / 0.690
		$\ \delta_i\ _2 = 0.1, r_p = 0.02$	0.5	1.000	1.000 / 1.000 / 1.000 / 1.000	1.000 / 1.000 / 1.000 / 1.000
			1.0	1.000	1.000 / 1.000 / 1.000 / 0.995	1.000 / 1.000 / 1.000 / 0.995
CIFAR	Attack Approach	Attack Setting	σ	Prediction Acc	Certified Acc at $r = 0.05/0.1/0.2/0.5$	Certified Rate at $r = 0.05/0.1/0.2/0.5$
		$\ \delta_i\ _2 = 1.0, r_p = 0.1$	0.5	0.659	0.621 / 0.581 / 0.498 / 0.229	0.930 / 0.858 / 0.740 / 0.380
			1.0	0.554	0.537 / 0.518 / 0.467 / 0.283	0.962 / 0.918 / 0.822 / 0.535
		$\ \delta_i\ _2 = 0.1, r_p = 0.02$	0.5	0.764	0.747 / 0.736 / 0.694 / 0.535	0.964 / 0.931 / 0.866 / 0.645
			1.0	0.723	0.711 / 0.698 / 0.670 / 0.552	0.976 / 0.947 / 0.905 / 0.724
		$\ \delta_i\ _2 = 1.0, r_p = 0.1$	0.5	0.653	0.620 / 0.594 / 0.502 / 0.240	0.931 / 0.877 / 0.751 / 0.388
			1.0	0.560	0.540 / 0.510 / 0.465 / 0.268	0.953 / 0.906 / 0.813 / 0.511
		$\ \delta_i\ _2 = 0.1, r_p = 0.02$	0.5	0.771	0.750 / 0.737 / 0.701 / 0.534	0.963 / 0.938 / 0.870 / 0.641
			1.0	0.718	0.708 / 0.696 / 0.664 / 0.549	0.973 / 0.947 / 0.899 / 0.725
		$\ \delta_i\ _2 = 1.0, r_p = 0.1$	0.5	0.646	0.606 / 0.551 / 0.461 / 0.231	0.927 / 0.845 / 0.720 / 0.386
			1.0	0.567	0.548 / 0.519 / 0.477 / 0.289	0.967 / 0.918 / 0.831 / 0.538
		$\ \delta_i\ _2 = 0.1, r_p = 0.02$	0.5	0.772	0.746 / 0.736 / 0.704 / 0.539	0.958 / 0.935 / 0.878 / 0.648
			1.0	0.714	0.702 / 0.691 / 0.654 / 0.544	0.976 / 0.952 / 0.892 / 0.723
Spam	Attack Approach	Attack Setting	σ	Prediction Acc	Certified Acc at $r = 0.05/0.1/0.2/0.5/1.0$	Certified Rate at $r = 0.05/0.1/0.2/0.5/1.0$
	One-dimension	$\ \delta_i\ _2 = 1.0, r_p = 0.1$	1.0	0.709	0.686 / 0.668 / 0.603 / 0.400	0.962 / 0.928 / 0.838 / 0.554
			2.0	0.512	0.478 / 0.434 / 0.323 / 0.120	0.932 / 0.861 / 0.676 / 0.340
		$\ \delta_i\ _2 = 0.1, r_p = 0.02$	1.0	0.856	0.842 / 0.834 / 0.806 / 0.744	0.977 / 0.956 / 0.907 / 0.800
			2.0	0.913	0.905 / 0.895 / 0.862 / 0.757	0.985 / 0.966 / 0.905 / 0.761
	Four-dimension	$\ \delta_i\ _2 = 1.0, r_p = 0.1$	1.0	0.691	0.668 / 0.642 / 0.587 / 0.429	0.953 / 0.920 / 0.831 / 0.598
			2.0	0.485	0.456 / 0.409 / 0.296 / 0.118	0.940 / 0.858 / 0.695 / 0.364
		$\ \delta_i\ _2 = 0.1, r_p = 0.02$	1.0	0.852	0.839 / 0.832 / 0.805 / 0.744	0.975 / 0.955 / 0.907 / 0.802
			2.0	0.913	0.905 / 0.895 / 0.864 / 0.758	0.985 / 0.964 / 0.902 / 0.762
	Blending	$\ \delta_i\ _2 = 1.0, r_p = 0.1$	1.0	0.710	0.694 / 0.663 / 0.596 / 0.437	0.966 / 0.917 / 0.829 / 0.574
			2.0	0.550	0.516 / 0.483 / 0.414 / 0.167	0.937 / 0.881 / 0.749 / 0.381
		$\ \delta_i\ _2 = 0.1, r_p = 0.02$	1.0	0.857	0.843 / 0.834 / 0.809 / 0.747	0.971 / 0.955 / 0.910 / 0.802
			2.0	0.914	0.905 / 0.897 / 0.868 / 0.760	0.980 / 0.964 / 0.906 / 0.763







8.1 Poisoning attacks

There have been several works developing optimal poisoning attacks against machine learning models such as SVM and logistic regression [3, 23]. Furthermore, [31] proposes a similar optimization based poisoning attack against neural network, that can only be applied to shallow MLP models. In addition to these optimization based poisoning attacks, the backdoor attacks are shown to be very effective against deep neural networks [8, 17]. The backdoor patterns could be either static or generated dynamically [47]. For static backdoor patterns, it could be as small as one pixel, or as large as an entire image [8]. The backdoor instances could be either generated with manipulated labels or clean labels [36]. In general, the poisoning ratio of these backdoor attacks does not need to be very high to mislead the DNNs, which renders such attacks very challenging to be detected.

8.2 Potential defenses against poisoning attacks

Given the potential severe consequences caused by backdoor attacks, multiple defense approaches have been proposed. Cleanse [41] proposes to detect the backdoored models based on the observation that there exists a “short path” to make an instance to be predicted as a malicious one. [7] improves upon the approach by using model inversion to obtain training data, and then apply GANs to generate the “short path” and apply anomaly detection algorithm as in Neural Cleanse. Activation Clustering [6] leverages the activation vectors from the backdoored model as feature to detect backdoor instances. Spectral Signature [39] identifies the “spectral signature” in the activation vector for backdoored instances. STRIP [15] proposes to identify the backdoor

Table 5: Experiment results of KNN ($K = 1$).

	Attack Approach	Attack Setting	σ	Prediction Acc	Certified Acc at $r = 0.2/0.5/1.0/2.0$	Certified Rate at $r = 0.2/0.5/1.0/2.0$
MNIST	 One-pixel	$\ \delta_i\ _2 = 1.0, r_p = 0.1$	1.0	1.000	1.000 / 1.000 / 0.000 / 0.000	1.000 / 1.000 / 0.000 / 0.000
			2.0	1.000	1.000 / 0.995 / 0.881 / 0.000	1.000 / 0.995 / 0.881 / 0.000
		$\ \delta_i\ _2 = 0.1, r_p = 0.02$	1.0	1.000	1.000 / 1.000 / 1.000 / 0.000	1.000 / 1.000 / 1.000 / 0.000
			2.0	1.000	1.000 / 1.000 / 0.996 / 0.679	1.000 / 1.000 / 0.996 / 0.679
	 Four-pixel	$\ \delta_i\ _2 = 1.0, r_p = 0.1$	1.0	1.000	1.000 / 1.000 / 0.000 / 0.000	1.000 / 1.000 / 0.000 / 0.000
			2.0	1.000	1.000 / 0.995 / 0.860 / 0.000	1.000 / 0.995 / 0.860 / 0.000
		$\ \delta_i\ _2 = 0.1, r_p = 0.02$	1.0	1.000	1.000 / 1.000 / 1.000 / 0.000	1.000 / 1.000 / 1.000 / 0.000
			2.0	1.000	1.000 / 1.000 / 0.996 / 0.688	1.000 / 1.000 / 0.996 / 0.688
	 Blending	$\ \delta_i\ _2 = 1.0, r_p = 0.1$	1.0	1.000	1.000 / 1.000 / 0.000 / 0.000	1.000 / 1.000 / 0.000 / 0.000
			2.0	1.000	1.000 / 0.995 / 0.896 / 0.000	1.000 / 0.995 / 0.896 / 0.000
		$\ \delta_i\ _2 = 0.1, r_p = 0.02$	1.0	1.000	1.000 / 1.000 / 1.000 / 0.003	1.000 / 1.000 / 1.000 / 0.003
			2.0	1.000	1.000 / 1.000 / 0.996 / 0.681	1.000 / 1.000 / 0.996 / 0.681
	Attack Approach	Attack Setting	σ	Prediction Acc	Certified Acc at $r = 0.05/0.1/0.2/0.5$	Certified Rate at $r = 0.05/0.1/0.2/0.5$
CIFAR	 One-pixel	$\ \delta_i\ _2 = 1.0, r_p = 0.1$	0.5	0.662	0.609 / 0.534 / 0.374 / 0.088	0.879 / 0.767 / 0.552 / 0.155
			1.0	0.564	0.527 / 0.471 / 0.351 / 0.056	0.926 / 0.825 / 0.641 / 0.209
		$\ \delta_i\ _2 = 0.1, r_p = 0.02$	0.5	0.781	0.751 / 0.714 / 0.624 / 0.301	0.945 / 0.886 / 0.758 / 0.351
			1.0	0.721	0.701 / 0.676 / 0.609 / 0.399	0.956 / 0.909 / 0.801 / 0.517
	 Four-pixel	$\ \delta_i\ _2 = 1.0, r_p = 0.1$	0.5	0.654	0.596 / 0.526 / 0.403 / 0.090	0.892 / 0.779 / 0.590 / 0.164
			1.0	0.593	0.551 / 0.511 / 0.409 / 0.047	0.915 / 0.848 / 0.688 / 0.208
		$\ \delta_i\ _2 = 0.1, r_p = 0.02$	0.5	0.779	0.745 / 0.708 / 0.620 / 0.295	0.938 / 0.879 / 0.754 / 0.348
			1.0	0.719	0.694 / 0.665 / 0.594 / 0.385	0.958 / 0.901 / 0.790 / 0.503
	 Blending	$\ \delta_i\ _2 = 1.0, r_p = 0.1$	0.5	0.612	0.535 / 0.465 / 0.321 / 0.076	0.861 / 0.744 / 0.530 / 0.154
			1.0	0.555	0.519 / 0.479 / 0.356 / 0.054	0.925 / 0.838 / 0.645 / 0.215
		$\ \delta_i\ _2 = 0.1, r_p = 0.02$	0.5	0.776	0.743 / 0.712 / 0.616 / 0.289	0.938 / 0.884 / 0.750 / 0.340
			1.0	0.720	0.694 / 0.669 / 0.599 / 0.381	0.953 / 0.907 / 0.799 / 0.498
	Attack Approach	Attack Setting	σ	Prediction Acc	Certified Acc at $r = 0.05/0.1/0.2/0.5/1.0$	Certified Rate at $r = 0.05/0.1/0.2/0.5/1.0$
Spam	One-dimension	$\ \delta_i\ _2 = 1.0, r_p = 0.1$	1.0	0.725	0.689 / 0.643 / 0.565 / 0.120	0.942 / 0.875 / 0.761 / 0.183
			2.0	0.579	0.529 / 0.473 / 0.285 / 0.033	0.892 / 0.775 / 0.522 / 0.098
		$\ \delta_i\ _2 = 0.1, r_p = 0.02$	1.0	0.869	0.847 / 0.830 / 0.782 / 0.657	0.959 / 0.928 / 0.855 / 0.661
			2.0	0.924	0.906 / 0.894 / 0.836 / 0.646	0.965 / 0.922 / 0.840 / 0.646
	Four-dimension	$\ \delta_i\ _2 = 1.0, r_p = 0.1$	1.0	0.710	0.676 / 0.625 / 0.525 / 0.093	0.937 / 0.862 / 0.710 / 0.156
			2.0	0.580	0.539 / 0.479 / 0.299 / 0.038	0.894 / 0.780 / 0.539 / 0.103
		$\ \delta_i\ _2 = 0.1, r_p = 0.02$	1.0	0.869	0.846 / 0.829 / 0.781 / 0.659	0.958 / 0.929 / 0.850 / 0.663
			2.0	0.925	0.912 / 0.897 / 0.843 / 0.652	0.960 / 0.919 / 0.847 / 0.652
	Blending	$\ \delta_i\ _2 = 1.0, r_p = 0.1$	1.0	0.729	0.699 / 0.641 / 0.550 / 0.119	0.953 / 0.870 / 0.726 / 0.162
			2.0	0.588	0.546 / 0.482 / 0.323 / 0.035	0.903 / 0.779 / 0.562 / 0.103
		$\ \delta_i\ _2 = 0.1, r_p = 0.02$	1.0	0.867	0.845 / 0.829 / 0.780 / 0.659	0.957 / 0.929 / 0.852 / 0.662
			2.0	0.927	0.913 / 0.896 / 0.842 / 0.655	0.962 / 0.924 / 0.846 / 0.655

instances by checking whether the model will still provide a confident answer when it sees the backdoor pattern. SentiNet [9] leverages computer vision techniques to search for the parts in the image that contribute the most to the model output, which are very likely to be the backdoor pattern. Finally, another interesting application of randomized smoothing is presented in [34] to certify robustness against label-flipping attacks and randomize over the entire training procedure of the classifier by randomly flipping labels in the training set. This work is orthogonal to ours in that we investigate the robustness with respect to perturbations on the training inputs rather than labels. In addition to these work aiming to certify the robustness for a single model, [50] provides a new way to certify the robustness of an end to end sensing-reasoning pipeline.

Recently a short technical report also proposes to directly apply the randomized smoothing technique to potentially certify robustness against backdoor attacks without any evaluation or analysis [40]. In addition, as we have shown, directly applying randomized smoothing will not provide high certified robustness bounds. Contrary to that, in this paper, we first provide the unified framework with smoothing functional, and then propose the RAB robust training process to provide certified robustness against backdoor attacks. In particular, we provide the tightness analysis for the robustness bound, analyze different smoothing distributions, and propose the hash function based model deterministic test-time augmentation approach to achieve good certified robustness. In addition, we analyze different machine learning models with corresponding properties such as model smoothness to provide guidance to further improve the certified model robustness.

9 Conclusion

In this paper, we aim to propose a unified smoothing framework to certify model robustness against different attacks including evasion and poisoning attacks. In particular, towards the popular backdoor poisoning attack, we propose the first robust smoothing training process as well as a *model deterministic test-time augmentation* mechanism to certify the prediction robustness against diverse backdoor attacks. Based on our framework, we also propose to certify the robustness against backdoors on vanilla DNNs, differentially private smoothed DNNs, and K -NN models. In addition, we propose an exact algorithm for K -NN models without requiring to sample from the smoothing noise distributions. We provide comprehensive benchmarks of certified model robustness against backdoors on diverse datasets, which we believe will provide the *first set* of model robustness against backdoor attacks for future work to compare with.

References

- [1] Martin Abadi, Andy Chu, Ian Goodfellow, H Brendan McMahan, Ilya Mironov, Kunal Talwar, and Li Zhang. Deep learning with differential privacy. In *Proceedings of the 2016 ACM SIGSAC Conference on Computer and Communications Security*, pages 308–318, 2016.
- [2] Osbert Bastani, Yani Ioannou, Leonidas Lampropoulos, Dimitrios Vytiniotis, Aditya Nori, and Antonio Criminisi. Measuring neural net robustness with constraints. In *Advances in neural information processing systems*, pages 2613–2621, 2016.
- [3] Battista Biggio, Blaine Nelson, and Pavel Laskov. Poisoning attacks against support vector machines. *arXiv preprint arXiv:1206.6389*, 2012.
- [4] Xiaoyu Cao and Neil Zhenqiang Gong. Mitigating evasion attacks to deep neural networks via region-based classification. In *Proceedings of the 33rd Annual Computer Security Applications Conference*, pages 278–287, 2017.
- [5] Nicholas Carlini and David Wagner. Adversarial examples are not easily detected: Bypassing ten detection methods. In *Proceedings of the 10th ACM Workshop on Artificial Intelligence and Security*, pages 3–14. ACM, 2017.
- [6] Bryant Chen, Wilka Carvalho, Nathalie Baracaldo, Heiko Ludwig, Benjamin Edwards, Taesung Lee, Ian Molloy, and Biplav Srivastava. Detecting backdoor attacks on deep neural networks by activation clustering. *arXiv preprint arXiv:1811.03728*, 2018.
- [7] Huili Chen, Cheng Fu, Jishen Zhao, and Farinaz Koushanfar. Deepinspect: a black-box trojan detection and mitigation framework for deep neural networks. In *Proceedings of the 28th International Joint Conference on Artificial Intelligence*, pages 4658–4664. AAAI Press, 2019.
- [8] Xinyun Chen, Chang Liu, Bo Li, Kimberly Lu, and Dawn Song. Targeted backdoor attacks on deep learning systems using data poisoning. *arXiv preprint arXiv:1712.05526*, 2017.
- [9] Edward Chou, Florian Tramèr, Giancarlo Pellegrino, and Dan Boneh. Sentinet: Detecting physical attacks against deep learning systems. *arXiv preprint arXiv:1812.00292*, 2018.
- [10] Jeremy M Cohen, Elan Rosenfeld, and J Zico Kolter. Certified adversarial robustness via randomized smoothing. *arXiv preprint arXiv:1902.02918*, 2019.
- [11] Jia Deng, Wei Dong, Richard Socher, Li-Jia Li, Kai Li, and Li Fei-Fei. Imagenet: A large-scale hierarchical image database. In *2009 IEEE conference on computer vision and pattern recognition*, pages 248–255. Ieee, 2009.
- [12] Dheeru Dua and Casey Graff. UCI machine learning repository, 2017.
- [13] Jacob Dumford and Walter Scheirer. Backdooring convolutional neural networks via targeted weight perturbations. *arXiv preprint arXiv:1812.03128*, 2018.
- [14] Krishnamurthy Dvijotham, Robert Stanforth, Sven Gowal, Timothy A Mann, and Pushmeet Kohli. A dual approach to scalable verification of deep networks. In *UAI*, volume 1, page 2, 2018.
- [15] Yansong Gao, Chang Xu, Derui Wang, Shiping Chen, Damith C Ranasinghe, and Surya Nepal. Strip: A defence against trojan attacks on deep neural networks. *arXiv preprint arXiv:1902.06531*, 2019.
- [16] Ian J Goodfellow, Jonathon Shlens, and Christian Szegedy. Explaining and harnessing adversarial examples. *arXiv preprint arXiv:1412.6572*, 2014.
- [17] T. Gu, K. Liu, B. Dolan-Gavitt, and S. Garg. Badnets: Evaluating backdooring attacks on deep neural networks. *IEEE Access*, 7:47230–47244, 2019.

- [18] Tianyu Gu, Brendan Dolan-Gavitt, and Siddharth Garg. Badnets: Identifying vulnerabilities in the machine learning model supply chain. *arXiv preprint arXiv:1708.06733*, 2017.
- [19] Bojan Karlas, Peng Li, Renzhi Wu, Nezihe Merve Gurel, Xu Chu, Wentao Wu, and Ce Zhang. Nearest neighbor classifiers over incomplete information: From certain answers to certain predictions. *arXiv preprint arXiv:2005.05117*, 2020.
- [20] Alex Krizhevsky. Learning multiple layers of features from tiny images. Technical report, 2009.
- [21] Yann LeCun, Léon Bottou, Yoshua Bengio, and Patrick Haffner. Gradient-based learning applied to document recognition. *Proceedings of the IEEE*, 86(11):2278–2324, 1998.
- [22] M. Lecuyer, V. Atlidakis, R. Geambasu, D. Hsu, and S. Jana. Certified robustness to adversarial examples with differential privacy. In *2019 IEEE Symposium on Security and Privacy (SP)*, pages 656–672, 2019.
- [23] Bo Li, Yining Wang, Aarti Singh, and Yevgeniy Vorobeychik. Data poisoning attacks on factorization-based collaborative filtering. In *Advances in neural information processing systems*, pages 1885–1893, 2016.
- [24] Cong Liao, Haoti Zhong, Anna Squicciarini, Sencun Zhu, and David Miller. Backdoor embedding in convolutional neural network models via invisible perturbation. *arXiv preprint arXiv:1808.10307*, 2018.
- [25] Xuanqing Liu, Minhao Cheng, Huan Zhang, and Cho-Jui Hsieh. Towards robust neural networks via random self-ensemble. In *Proceedings of the European Conference on Computer Vision (ECCV)*, pages 369–385, 2018.
- [26] Yingqi Liu, Shiqing Ma, Yousra Aafer, Wen-Chuan Lee, Juan Zhai, Weihang Wang, and Xiangyu Zhang. Trojaning attack on neural networks. In *25nd Annual Network and Distributed System Security Symposium, NDSS 2018, San Diego, California, USA, February 18-221, 2018*. The Internet Society, 2018.
- [27] Alessio Lomuscio and Lalit Maganti. An approach to reachability analysis for feed-forward relu neural networks. *arXiv preprint arXiv:1706.07351*, 2017.
- [28] Xingjun Ma, Bo Li, Yisen Wang, Sarah M Erfani, Sudanthi Wijewickrema, Grant Schoenebeck, Dawn Song, Michael E Houle, and James Bailey. Characterizing adversarial subspaces using local intrinsic dimensionality. *arXiv preprint arXiv:1801.02613*, 2018.
- [29] Aleksander Madry, Aleksandar Makelov, Ludwig Schmidt, Dimitris Tsipras, and Adrian Vladu. Towards deep learning models resistant to adversarial attacks. *arXiv preprint arXiv:1706.06083*, 2017.
- [30] Shike Mei and Xiaojin Zhu. Using machine teaching to identify optimal training-set attacks on machine learners. In *Twenty-Ninth AAAI Conference on Artificial Intelligence*, 2015.
- [31] Luis Muñoz-González, Battista Biggio, Ambra Demontis, Andrea Paudice, Vasin Wongrassamee, Emil C Lupu, and Fabio Roli. Towards poisoning of deep learning algorithms with back-gradient optimization. In *Proceedings of the 10th ACM Workshop on Artificial Intelligence and Security*, pages 27–38. ACM, 2017.
- [32] J Neyman and E Pearson. On the problem of the most efficient tests of statistical hypotheses. 231. *Phil. Trans. Roy. Statistical Soc. A*, 289, 1933.
- [33] Aditi Raghunathan, Jacob Steinhardt, and Percy Liang. Certified defenses against adversarial examples. *arXiv preprint arXiv:1801.09344*, 2018.
- [34] Elan Rosenfeld, Ezra Winston, Pradeep Ravikumar, and J. Zico Kolter. Certified robustness to label-flipping attacks via randomized smoothing. *arXiv preprint arXiv:2002.03018*, 2020.
- [35] Ahmed Salem, Rui Wen, Michael Backes, Shiqing Ma, and Yang Zhang. Dynamic backdoor attacks against machine learning models. *arXiv preprint arXiv:2003.03675*, 2020.

- [36] Ali Shafahi, W Ronny Huang, Mahyar Najibi, Octavian Suci, Christoph Studer, Tudor Dumitras, and Tom Goldstein. Poison frogs! targeted clean-label poisoning attacks on neural networks. In *Advances in Neural Information Processing Systems*, pages 6103–6113, 2018.
- [37] Claude E Shannon. Communication theory of secrecy systems. *Bell system technical journal*, 28(4):656–715, 1949.
- [38] Vincent Tjeng, Kai Xiao, and Russ Tedrake. Evaluating robustness of neural networks with mixed integer programming. *arXiv preprint arXiv:1711.07356*, 2017.
- [39] Brandon Tran, Jerry Li, and Aleksander Madry. Spectral signatures in backdoor attacks. In *Advances in Neural Information Processing Systems*, pages 8000–8010, 2018.
- [40] Binghui Wang, Xiaoyu Cao, Neil Zhenqiang Gong, et al. On certifying robustness against backdoor attacks via randomized smoothing. *arXiv preprint arXiv:2002.11750*, 2020.
- [41] Bolun Wang, Yuanshun Yao, Shawn Shan, Huiying Li, Bimal Viswanath, Haitao Zheng, and Ben Y Zhao. Neural cleanse: Identifying and mitigating backdoor attacks in neural networks. In *Neural Cleanse: Identifying and Mitigating Backdoor Attacks in Neural Networks*, page 0. IEEE, 2019.
- [42] Shuo Wang, Surya Nepal, Carsten Rudolph, Marthie Grobler, Shangyu Chen, and Tianle Chen. Backdoor attacks against transfer learning with pre-trained deep learning models. *arXiv preprint arXiv:2001.03274*, 2020.
- [43] Wikipedia contributors. Sha-2 — Wikipedia, the free encyclopedia, 2020. [Online; accessed 18-March-2020].
- [44] Eric Wong and J Zico Kolter. Provable defenses against adversarial examples via the convex outer adversarial polytope. *arXiv preprint arXiv:1711.00851*, 2017.
- [45] Chaowei Xiao, Bo Li, Jun-Yan Zhu, Warren He, Mingyan Liu, and Dawn Song. Generating adversarial examples with adversarial networks. *arXiv preprint arXiv:1801.02610*, 2018.
- [46] Weilin Xu, David Evans, and Yanjun Qi. Feature squeezing: Detecting adversarial examples in deep neural networks. *arXiv preprint arXiv:1704.01155*, 2017.
- [47] Chaofei Yang, Qing Wu, Hai Li, and Yiran Chen. Generative poisoning attack method against neural networks. *arXiv preprint arXiv:1703.01340*, 2017.
- [48] Greg Yang, Tony Duan, J. Edward Hu, Hadi Salman, Ilya Razenshteyn, and Jerry Li. Randomized smoothing of all shapes and sizes, 2020.
- [49] Zhuolin Yang, Bo Li, Pin-Yu Chen, and Dawn Song. Characterizing audio adversarial examples using temporal dependency. *arXiv preprint arXiv:1809.10875*, 2018.
- [50] Zhuolin Yang, Zhikuan Zhao, Hengzhi Pei, Boxin Wang, Bojan Karlas, Ji Liu, Heng Guo, Bo Li, and Ce Zhang. End-to-end robustness for sensing-reasoning machine learning pipelines. *arXiv preprint arXiv:2003.00120*, 2020.
- [51] Adam Young and Moti Yung. Backdoor attacks on black-box ciphers exploiting low-entropy plaintexts. In *Australasian Conference on Information Security and Privacy*, pages 297–311. Springer, 2003.

A Proof of Theorem 1

A.1 Auxiliary Lemmas

Lemma A.1. Let X_0 and X_1 be two random variables with densities f_0 and f_1 with respect to a measure μ and denote by Λ the likelihood ratio $\Lambda(x) = f_1(x)/f_0(x)$. For $p \in [0, 1]$ let $t_p := \inf\{t \geq 0: \mathbb{P}(\Lambda(X_0) \leq t) \geq p\}$. Then it holds that

$$\mathbb{P}(\Lambda(X_0) < t_p) \leq p \leq \mathbb{P}(\Lambda(X_0) \leq t_p). \quad (21)$$

Proof. We first show the RHS of inequality (21). This follows directly from the definition of t_p if we show that the function $t \mapsto \mathbb{P}(\Lambda(X_0) \leq t)$ is right-continuous. Let $t \geq 0$ and let $\{t_n\}_n$ be a sequence in $\mathbb{R}_{\geq 0}$ such that $t_n \downarrow t$. Define the sets $A_n := \{x: \Lambda(x) \leq t_n\}$ and note that $\mathbb{P}(\Lambda(X_0) \leq t_n) = \mathbb{P}(X_0 \in A_n)$. Clearly, if $x \in \{x: \Lambda(x) \leq t\}$ then $\forall n: \Lambda(x) \leq t \leq t_n$ and thus $x \in \cap_n A_n$. If on the other hand $x \in \cap_n A_n$ then $\forall n: \Lambda(x) \leq t_n \rightarrow t$ as $n \rightarrow \infty$. Hence, we have that $\cap_n A_n = \{x: \Lambda(x) \leq t\}$ and thus

$$\lim_{n \rightarrow \infty} \mathbb{P}(\Lambda(X_0) \leq t_n) = \mathbb{P}(\Lambda(X_0) \leq t) \quad (22)$$

since $\lim_{n \rightarrow \infty} \mathbb{P}(X_0 \in A_n) = \mathbb{P}(X_0 \in \cap_n A_n)$ for $A_{n+1} \subseteq A_n$. We conclude that $t \mapsto \mathbb{P}(\Lambda(X_0) \leq t)$ is right-continuous and in particular $\mathbb{P}(\Lambda(X_0) \leq t_p) \geq p$.

We now show the LHS of inequality (21). For that purpose, consider the sets $B_n := \{x: \Lambda(x) < t_p - 1/n\}$ and let $B := \{x: \Lambda(x) < t_p\}$. Clearly, if $x \in \cup_n B_n$, then $\exists n$ such that $\Lambda(x) < t_p - 1/n < t_p$ and hence $x \in B$. If on the other hand $x \in B$, then we can choose n large enough such that $\Lambda(x) < t_p - 1/n$ and thus $x \in \cup_n B_n$. It follows that $B = \cup_n B_n$. Furthermore, by the definition of t_p and since for any $n \in \mathbb{N}$ we have that $\mathbb{P}(X_0 \in B_n) = \mathbb{P}(\Lambda(X_0) < t_p - 1/n) < p$ it follows that

$$\mathbb{P}(\Lambda(X_0) < t_p) = \lim_{n \rightarrow \infty} \mathbb{P}(X_0 \in B_n) \leq p \quad (23)$$

since $B_n \subseteq B_{n+1}$. This concludes the proof. \square

Lemma A.2. Let X_0 and X_1 be random variables taking values in \mathcal{Z} and with probability density functions f_0 and f_1 with respect to a measure μ . Let ϕ^* be a likelihood ratio test for testing the null X_0 against the alternative X_1 . Then for any deterministic function $\phi: \mathcal{Z} \rightarrow [0, 1]$ the following implications hold:

- (i) $\mathbb{E}(\phi(X_0)) \geq 1 - \mathbb{E}(\phi^*(X_0)) \Rightarrow \mathbb{E}(\phi(X_1)) \geq 1 - \mathbb{E}(\phi^*(X_1))$
- (ii) $\mathbb{E}(\phi(X_0)) \leq \mathbb{E}(\phi^*(X_0)) \Rightarrow \mathbb{E}(\phi(X_1)) \leq \mathbb{E}(\phi^*(X_1))$

Proof. We first show (i). Let ϕ^* be a likelihood ratio test as defined in (3). Recall that the likelihood ratio test is given by

$$\phi^*(x) = \begin{cases} 1 & \text{if } \Lambda(x) > t, \\ q & \text{if } \Lambda(x) = t, \\ 0 & \text{if } \Lambda(x) < t, \end{cases} \quad \text{with} \quad \Lambda(x) = \frac{f_1(x)}{f_0(x)}, \quad (24)$$

$q \in [0, 1]$ and $t \geq 0$. Then for any other test ϕ we have

$$\mathbb{E}(\phi(X_1)) - (1 - \mathbb{E}(\phi^*(X_1))) = \int \phi f_1 d\mu - \left(1 - \int_{\Lambda > t} f_1 d\mu - q \int_{\Lambda = t} f_1 d\mu\right) \quad (25)$$

$$= \int_{\Lambda > t} \phi f_1 d\mu + \int_{\Lambda \leq t} (\phi - 1) f_1 d\mu + q \int_{\Lambda = t} f_1 d\mu \quad (26)$$

$$= \int_{\Lambda > t} \phi \Lambda f_0 d\mu + \int_{\Lambda \leq t} \underbrace{(\phi - 1) \Lambda}_{\leq 0} f_0 d\mu + q \int_{\Lambda = t} \Lambda f_0 d\mu \quad (27)$$

$$\geq t \cdot \left[\int_{\Lambda > t} \phi f_0 d\mu + \int_{\Lambda \leq t} (\phi - 1) f_0 d\mu + q \int_{\Lambda = t} f_0 d\mu \right] \quad (28)$$

$$= t \cdot \left[\int \phi f_0 d\mu - \left(1 - \int_{\Lambda > t} f_0 d\mu - q \int_{\Lambda = t} f_0 d\mu\right) \right] \quad (29)$$

$$= t \cdot [\mathbb{E}(\phi(X_0)) - (1 - \mathbb{E}(\phi^*(X_0)))] \geq 0 \quad (30)$$

with the last inequality following from the assumption and $t \geq 0$. Thus, (i) follows; (ii) can be proved analogously. \square

A.2 Main Proof

Proof. We first show the existence of a likelihood ratio test ϕ_A with significance level $1 - p_A$ by construction. Let $Z' := (\delta, \Delta) + Z$ and recall that the likelihood ratio Λ between the densities of Z and Z' is given by $\Lambda(z) = \frac{f_{Z'}(z)}{f_Z(z)}$ and let $X' := \delta + X$ and $W' = \Delta + (W, V)$. Furthermore, for any $p \in [0, 1]$, let $t_p := \inf\{t \geq 0 : \mathbb{P}(\Lambda(Z) \leq t) \geq p\}$ and

$$q_p = \begin{cases} 0 & \text{if } \mathbb{P}(\Lambda(Z) = t_p) = 0, \\ \frac{\mathbb{P}(\Lambda(Z) \leq t_p) - p}{\mathbb{P}(\Lambda(Z) = t_p)} & \text{otherwise.} \end{cases} \quad (31)$$

Note that by Lemma A.1 we have that $\mathbb{P}(\Lambda(Z) \leq t_p) \geq p$ and

$$\mathbb{P}(\Lambda(Z) \leq t_p) = \mathbb{P}(\Lambda(Z) < t_p) + \mathbb{P}(\Lambda(Z) = t_p) \leq p + \mathbb{P}(\Lambda(Z) = t_p) \quad (32)$$

and hence $q_p \in [0, 1]$. For $p \in [0, 1]$, let ϕ_p be the likelihood ratio test given by

$$\phi_p(z) = \begin{cases} 1 & \text{if } \Lambda(z) > t_p \\ q_p & \text{if } \Lambda(z) = t_p \\ 0 & \text{if } \Lambda(z) < t_p \end{cases} \quad (33)$$

and note that it has significance level $1 - p$ since

$$\alpha(\phi_p) = \mathbb{P}(\Lambda(Z) > t_p) + q_p \cdot \mathbb{P}(\Lambda(Z) = t_p) \quad (34)$$

$$= 1 - \mathbb{P}(\Lambda(Z) \leq t_p) + \mathbb{P}(\Lambda(Z) \leq t_p) - p \quad (35)$$

$$= 1 - p. \quad (36)$$

Thus, the test $\phi_A \equiv \phi_{p_A}$ corresponding to p_A has significance level $1 - p_A$ and it follows from the assumption (7) that

$$\mathbb{E}(y_{k_A}(x + X, D + W)) = g_{k_A}^Z(x, D) \geq p_A = 1 - \alpha(\phi_A) = 1 - \mathbb{E}(\phi_A(Z)) \quad (37)$$

and thus, by applying the first part of Lemma A.2 to the functions $\phi \equiv y_{k_A}$ and $\phi^* \equiv \phi_A$ it follows that

$$g_{k_A}^Z(x + \delta, D + \Delta) = \mathbb{E}(y_{k_A}(x + X', D + W')) = \mathbb{E}(\phi(Z')) \geq 1 - \mathbb{E}(\phi_A(Z')) = 1 - \beta(\phi_A). \quad (38)$$

Similarly, the test $\phi_B \equiv \phi_{1-p_B}$ corresponding to $1 - p_B$ has significance level p_B and it follows from the assumption (7) that for any $k \neq k_A$

$$\mathbb{E}(y_k(x + X, D + W)) = g_k^Z(x, D) \leq p_B = \alpha(\phi_B) = \mathbb{E}(\phi_B(Z)). \quad (39)$$

Thus, applying the second part of Lemma A.2 to the functions $\phi \equiv y_k$ and $\phi^* \equiv \phi_B$ yields

$$g_k^Z(x + \delta, D + \Delta) = \mathbb{E}(y_k(x + X', D + W')) \leq \mathbb{E}(\phi_B(Z')) = \beta(\phi_B). \quad (40)$$

Combining (38) and (40) we see that if $\beta(\phi_B) < 1 - \beta(\phi_A)$, then it is guaranteed that

$$g_{k_A}^Z(x + \delta, D + \Delta) > \max_{k \neq k_A} g_k^Z(x + \delta, D + \Delta) \quad (41)$$

what completes the proof. \square

B Proof of Theorem 2

Proof. We show tightness by constructing a score function y , which is consistent with the class probabilities (7) for a given (fixed) input (x_0, D_0) but whose smoothed version is not robust if the adversarial perturbations (δ, Δ) violate (8). Recall that $Z = (X, W, V)$. Suppose that ϕ_A and ϕ_B are two likelihood ratio tests for testing the null Z against the alternative $Z' := (\delta, \Delta) + Z$ and with significance levels given by $\alpha(\phi_A) = 1 - p_A$ and $\alpha(\phi_B) = p_B$ and suppose that

$$\beta(\phi_B) > 1 - \beta(\phi_A). \quad (42)$$

Let y be the scoring function given by

$$y_k(x, D) = \begin{cases} 1 - \phi_A(x - x_0, D - D_0) & k = k_A \\ \phi_B(x - x_0, D - D_0) & k = k_B \\ \frac{1 - y_{k_A}(x, D) - y_{k_B}(x, D)}{C - 2} & \text{o.w.} \end{cases} \quad (43)$$

From the definition it follows immediately that $\sum_k y_k(x, D) = 1$. To see that $y_k \geq 0$, it follows from the construction of ϕ_A and ϕ_B in the proof of Theorem 1 that (pointwise) $\phi_A \geq \phi_B$ provided that $p_A + p_B \leq 1$. It follows that $y_k \propto 1 - y_{k_A} - y_{k_B} = \phi_A - \phi_B \geq 0$ and thus y is indeed a well-defined score function. Furthermore, the corresponding smoothed classifier g^Z is consistent with the class probabilities (7) since

$$g_{k_A}^Z(x_0, D_0) = \mathbb{E}(y_{k_A}(x_0 + X, D_0 + W)) = \mathbb{E}(1 - \phi_A(X, W)) = 1 - \alpha(\phi_A) = p_A \quad (44)$$

and

$$g_{k_B}^Z(x_0, D_0) = \mathbb{E}(y_{k_B}(x_0 + X, D_0 + W)) = \mathbb{E}(\phi_B(X, W)) = \alpha(\phi_B) = p_B. \quad (45)$$

In addition, since

$$g_{k_A}^Z(x_0 + \delta, D_0 + \Delta) = 1 - \mathbb{E}(\phi_A(\delta + X, \Delta + (W, V))) \quad (46)$$

$$= 1 - \beta(\phi_A) \quad (47)$$

$$< \beta(\phi_B) = \mathbb{E}(\phi_B(\delta + X, \Delta + (W, V))) \quad (48)$$

$$= g_{k_B}^Z(x_0 + \delta, D_0 + \Delta) \quad (49)$$

it follows that g^Z is not robust at (x_0, D_0) . \square

C Proof of Corollaries 1 and 2

Proof of Corollary 1. We prove this statement by direct application of Theorem 1. For that purpose, let $\tilde{Z} := (\delta, \Delta_x + \Delta_y) + Z$ and

$$\tilde{Z} := (\delta, \Delta_x + \Delta_y) + Z, \quad \tilde{Z}' := (0, -\Delta_x) + \tilde{Z}. \quad (50)$$

Since by assumption

$$g_{k_A}^{\tilde{Z}}(x, D) \geq p_A \geq p_B \geq \max_{k \neq k_A} g_k^{\tilde{Z}}(x, D), \quad (51)$$

Theorem 1 tells us that there exist tests ϕ_A and ϕ_B for testing \tilde{Z} against \tilde{Z}' such that, if their powers satisfy

$$\beta(\phi_B) < 1 - \beta(\phi_A) \quad (52)$$

then it follows that

$$g_{k_A}^{\tilde{Z}}(x + \delta, D + \Delta_y) = g_{k_A}^{\tilde{Z}'}(x, D - \Delta_x) > \max_{k \neq k_A} g_k^{\tilde{Z}'}(x, D - \Delta_x) = \max_{k \neq k_A} g_k^{\tilde{Z}}(x + \delta, D + \Delta_y). \quad (53)$$

We will now construct the corresponding tests and show that (52) has the form (12). Note since the likelihood ratio between \tilde{Z} against \tilde{Z}' at $z = (x, w, v)$ is given by

$$\Lambda(z) = \exp \left(\sum_{i=1}^n \langle w_i, -\delta_i \rangle_{\Sigma} + \frac{1}{2} \langle \delta_i, \delta_i \rangle_{\Sigma} \right) \quad (54)$$

where $\Sigma = \sigma^2 \mathbb{1}_d$ and $\langle a, b \rangle_{\Sigma} := \sum_{i=1}^n a_i b_i / \sigma^2$. Thus, since singletons have probability 0 under the Gaussian distribution, any likelihood ratio test for testing \tilde{Z} against \tilde{Z}' has the form

$$\phi_t(z) = \begin{cases} 1, & \Lambda(z) \geq t. \\ 0, & \Lambda(z) < t. \end{cases} \quad (55)$$

For $p \in [0, 1]$, let

$$t_p := \exp \left(\Phi^{-1}(p) \sqrt{\sum_{i=1}^n \langle \delta_i, \delta_i \rangle_{\Sigma}} - \frac{1}{2} \sum_{i=1}^n \langle \delta_i, \delta_i \rangle_{\Sigma} \right) \quad (56)$$

and note that the test ϕ_{t_p} has significance $1 - p$, since

$$\alpha(\phi_{t_p}) = \mathbb{P} \left(\Lambda(\tilde{Z}) \geq t_p \right) = 1 - \Phi \left(\frac{\log(t_p) + \frac{1}{2} \sum_{i=1}^n \langle \delta_i, \delta_i \rangle_{\Sigma}}{\sqrt{\sum_{i=1}^n \langle \delta_i, \delta_i \rangle_{\Sigma}}} \right) = 1 - p \quad (57)$$

where Φ is the CDF of the standard normal distribution. Thus, the test $\phi_A \equiv \phi_{t_A}$ with $t_A \equiv t_{p_A}$ has significance $1 - p_A$ and the test $\phi_B \equiv \phi_{t_B}$ with $t_B \equiv t_{1-p_B}$ has significance p_B . Computing the power of ϕ_A yields

$$\beta(\phi_A) = \mathbb{P} \left(\Lambda(\tilde{Z}') \geq t_A \right) = 1 - \Phi \left(\frac{\log(t_A) - \frac{1}{2} \sum_{i=1}^n \langle \delta_i, \delta_i \rangle_{\Sigma}}{\sqrt{\sum_{i=1}^n \langle \delta_i, \delta_i \rangle_{\Sigma}}} \right) \quad (58)$$

$$= 1 - \Phi \left(\Phi^{-1}(p_A) - \sqrt{\sum_{i=1}^n \langle \delta_i, \delta_i \rangle_{\Sigma}} \right) \quad (59)$$

and similarly, the power of ϕ_B is given by

$$\beta(\phi_B) = 1 - \Phi \left(\Phi^{-1}(1 - p_B) - \sqrt{\sum_{i=1}^n \langle \delta_i, \delta_i \rangle_\Sigma} \right). \quad (60)$$

Finally, we see that $\beta(\phi_B) < 1 - \beta(\phi_A)$ is satisfied iff

$$\sqrt{\sum_{i=1}^n \|\delta_i\|_2^2} < \frac{\sigma}{2} (\Phi^{-1}(p_A) - \Phi^{-1}(p_B)) \quad (61)$$

what concludes the proof. \square

Proof of Corollary 2. We prove this statement by direct application of Theorem 1. For that purpose, let $\tilde{Z} := (\delta, \Delta_x + \Delta_y) + Z$ and

$$\tilde{Z} := (\delta, \Delta_x + \Delta_y) + Z, \quad \tilde{Z}' := (0, -\Delta_x) + \tilde{Z}. \quad (62)$$

Since by assumption

$$g_{k_A}^{\tilde{Z}}(x, D) \geq p_A \geq p_B \geq \max_{k \neq k_A} g_k^{\tilde{Z}}(x, D), \quad (63)$$

Theorem 1 tells us that there exist tests ϕ_A and ϕ_B for testing \tilde{Z} against \tilde{Z}' such that, if their powers satisfy

$$\beta(\phi_B) < 1 - \beta(\phi_A) \quad (64)$$

then it follows that

$$g_{k_A}^Z(x + \delta, D + \Delta_y) = g_{k_A}^{\tilde{Z}'}(x, D - \Delta_x) > \max_{k \neq k_A} g_k^{\tilde{Z}'}(x, D - \Delta_x) = \max_{k \neq k_A} g_k^Z(x + \delta, D + \Delta_y). \quad (65)$$

We will now construct the corresponding tests and show that (64) has the form (16). Denote by $S := \prod_{i=1}^n S_i$, $S_i := \prod_{j=1}^d [a + \delta_{ij}, b + \delta_{ij}]$ the support of $\tilde{W} := \Delta_x + W$ and by $S' := \prod_{i=1}^n [a, b]^d$ the support of $\tilde{W}' := W$. Note the likelihood ratio between \tilde{Z} against \tilde{Z}' at $z = (x, w, v)$ for any $w \in S \cup S'$ is given by

$$\Lambda(z) = \frac{f_{\tilde{Z}'}(z)}{f_{\tilde{Z}}(z)} = \frac{f_{\tilde{W}'}(w)}{f_{\tilde{W}}(w)} = \begin{cases} 0 & w \in S \setminus S', \\ 1 & w \in S \cap S', \\ \infty & w \in S' \setminus S. \end{cases} \quad (66)$$

and that any likelihood ratio test for testing \tilde{Z} against \tilde{Z}' has the form

$$\phi_t(z) = \begin{cases} 1, & \Lambda(z) > t \\ q, & \Lambda(z) = t \\ 0, & \Lambda(z) < t. \end{cases} \quad (67)$$

We now construct likelihood ratio tests with significance levels $1 - p_A$ and p_B by following the construction in the proof of Theorem 1. Specifically, we compute q_A, t_A such that the associated likelihood ratio test ϕ_A has significance $1 - p_A$ and q_B and t_B such that ϕ_B has significance p_B . Notice that

$$p_0 := \mathbb{P}(\tilde{W} \in S \setminus S') = 1 - \prod_{i=1}^n \left(\prod_{j=1}^d \left(1 - \frac{|\delta_{ij}|}{b - a} \right)_+ \right) \quad (68)$$

where $(x)_+ = \max\{x, 0\}$. For $t \geq 0$ we have

$$\mathbb{P}\left(\Lambda(\tilde{Z}) \leq t\right) = \begin{cases} p_0 & t < 1 \\ 1 & t \geq 1 \end{cases} \quad (69)$$

and thus

$$t_p := \inf\{t \geq 0: \mathbb{P}(\Lambda(Z) \leq t) \geq p\} = \begin{cases} 0, & p \leq p_0 \\ 1, & p > p_0. \end{cases} \quad (70)$$

We notice that, if $p_A \leq p_0$, then $t_A \equiv t_{p_A} = 0$. This implies that the power of the corresponding test ϕ_A is 1 since in this case

$$\beta(\phi_A) = \mathbb{P}\left(\Lambda(\tilde{Z}') > 0\right) + q_A \cdot \mathbb{P}\left(\Lambda(\tilde{Z}') = 0\right) \quad (71)$$

$$= \mathbb{P}\left(\tilde{W}' \in S'\right) + q_A \cdot \mathbb{P}\left(\tilde{W}' \in S \setminus S'\right) = 1. \quad (72)$$

Similarly, if $1 - p_B \leq p_0$ then $t_B \equiv t_{p_B} = 0$ and we obtain that the corresponding test ϕ_B has power 1. In both cases $\beta(\phi_B) < 1 - \beta(\phi_A) = 0$ can never be satisfied and we find that $p_A > p_0$ and $1 - p_B > p_0$ is a necessary condition. In this case, we have that $t_A = t_B = 1$. Let q_A and q_B be defined as in the proof of Theorem 1

$$q_A := \frac{\mathbb{P}(\Lambda(\tilde{Z}) \leq 1) - p_A}{\mathbb{P}(\Lambda(\tilde{Z}) = 1)} = \frac{1 - p_A}{1 - p_0}, \quad (73)$$

$$q_B := \frac{\mathbb{P}(\Lambda(\tilde{Z}) \leq 1) - (1 - p_B)}{\mathbb{P}(\Lambda(\tilde{Z}) = 1)} = \frac{1 - (1 - p_B)}{1 - p_0}. \quad (74)$$

Clearly, the corresponding likelihood ratio tests ϕ_A and ϕ_B have significance $1 - p_A$ and p_B respectively. Furthermore, notice that

$$\mathbb{P}\left(\tilde{W}' \in S' \setminus S\right) = \mathbb{P}\left(\tilde{W} \in S \setminus S'\right) = p_0 \quad (75)$$

$$\mathbb{P}\left(\tilde{W}' \in S' \cap S\right) = \mathbb{P}\left(\tilde{W} \in S' \cap S\right) = 1 - p_0 \quad (76)$$

and hence the power of the test ϕ_A is given by

$$\beta(\phi_A) = \mathbb{P}\left(\Lambda(\tilde{Z}') > 1\right) + q_A \cdot \mathbb{P}\left(\Lambda(\tilde{Z}') = 1\right) \quad (77)$$

$$= \mathbb{P}\left(\tilde{W}' \in S' \setminus S\right) + q_A \cdot \mathbb{P}\left(\tilde{W}' \in S' \cap S\right) \quad (78)$$

$$= p_0 + q_A \cdot (1 - p_0) = p_0 + 1 - p_A \quad (79)$$

and similarly

$$\beta(\phi_B) = \mathbb{P}\left(\Lambda(\tilde{Z}') > 1\right) + q_B \cdot \mathbb{P}\left(\Lambda(\tilde{Z}') = 1\right) \quad (80)$$

$$= \mathbb{P}\left(\tilde{W}' \in S' \setminus S\right) + q_B \cdot \mathbb{P}\left(\tilde{W}' \in S' \cap S\right) \quad (81)$$

$$= p_0 + q_B \cdot (1 - p_0) = p_0 + 1 - (1 - p_B). \quad (82)$$

Finally, algebra yields that $\beta(\phi_B) < 1 - \beta(\phi_A)$ iff

$$1 - \left(\frac{p_A - p_B}{2}\right) < \prod_{i=1}^n \left(\prod_{j=1}^d \left(1 - \frac{|\delta_{ij}|}{b-a}\right)_+\right) \quad (83)$$

concluding the proof. \square

D Smoothed K-NN Classifiers

We first formalize K -NN classifiers which use quantized euclidean distance as a notion of similarity. Specifically, let $B_1 = [0, b_1), \dots, B_L := [b_{L-1}, \infty)$ be similarity buckets with increasing $b_1 < b_2 < \dots, b_{L-1}$ and associated similarity levels $\beta_1 > \beta_2 > \dots > \beta_L$. Then for $x, x' \in \mathbb{R}^d$ we define their similarity as $\kappa(x, x') := \sum_{l=1}^L \beta_l \mathbb{1}_{B_l}(\|x - x'\|_2^2)$ where $\mathbb{1}_{B_l}$ is the indicator function of B_l . Given a dataset $D = (x_i, y_i)_{i=1}^n$ and a test instance x , we define the relation

$$x_i \succeq x_j \iff \begin{cases} \kappa(x_i, x) > \kappa(x_j, x) & \text{if } i > j \\ \kappa(x_i, x) \geq \kappa(x_j, x) & \text{if } i \leq j \end{cases} \quad (84)$$

which says that the instance x_i is more similar to x , if either it has strictly larger similarity or, if it has the same similarity as x_j , then x_i is more similar if $i < j$. With this binary relation, we define the set of K nearest neighbours of x as

$$I_K(x, D) := \{i: |\{j \neq i: x_j \succeq x_i\}| \leq K - 1\} \subseteq [n] \quad (85)$$

and summarize the per class votes in I_K as a label tally vector

$$\gamma_k(x, D) := \#\{i \in I_K(x, D): y_i = k\}. \quad (86)$$

The prediction of a K -NN classifier is then given by

$$K\text{-NN}(x, D) = \arg \max_k \gamma_k(x, D). \quad (87)$$

D.1 Proof of Theorem 3

Proof. Our goal is to show that we can compute the smoothed classifier g^Z with $Z = (0, (W, 0))$, $W \sim \prod_{i=1}^n \mathcal{N}(0, \sigma^2 \mathbb{1}_d)$ and defined by the probability

$$g_k^Z(x, D) = \mathbb{P}(K\text{-NN}(x, D + W) = k) \quad (88)$$

in time $\mathcal{O}(K^{2+C} \cdot n^2 \cdot L \cdot C)$.⁴ For ease of notation, let $X_i := x_i + W_i$ and $S_i := \kappa(X_i, x)$ and note that

$$p_i^l := \mathbb{P}(S_i = \beta_l) = F_{d, \lambda_i} \left(\frac{b_l}{\sigma^2} \right) - F_{d, \lambda_i} \left(\frac{b_{l-1}}{\sigma^2} \right) \quad (89)$$

where F_{d, λ_i} is the CDF of the non-central χ^2 -distribution with d degrees of freedom and non-locality parameter $\lambda_i = \|x_i + \delta_i - x\|_2^2 / \sigma^2$. Note that we can write (88) equivalently as $\mathbb{P}(\arg \max_{k'} \gamma_{k'}(x, D + (W, 0)) = k)$ and thus

$$g_k^Z(x, D) = \sum_{\gamma \in \Gamma_k} \mathbb{P}(\gamma(x, D + W) = \gamma) \quad (90)$$

with $\Gamma_k := \{\gamma \in [K]^C: \arg \max_{k'} \gamma_{k'} = k\}$. Next, we notice that the event that a tally vector γ occurs, can be partitioned into the events that lead to the given γ and for which instance i has similarity β_l and is in the top- K but not in the top- $(K - 1)$. We define these to be the boundary events

$$\mathcal{B}_i^l(\gamma) := \{\forall c: \#\{j \in I_c: X_j \succeq X_i\} = \gamma_c, S_i = \beta_l\} \quad (91)$$

where $I_c = \{i: y_i = c\}$. The probability that a given tally vector γ occurs is thus given by

$$\mathbb{P}(\gamma(x, D + W) = \gamma) = \sum_{i=1}^n \sum_{l=1}^L \mathbb{P}(\mathcal{B}_i^l(\gamma)). \quad (92)$$

⁴We write $D + W$ for $D + (W, 0)$ to reduce clutter.

For fixed i we notice that the for different classes, the events $\{\#\{j \in I_c: X_j \succeq X_i\} = \gamma_c\}$ are pairwise independent, conditioned on $\{S_i = \beta_l\}$. Writing $P_c^l(i, \gamma)$ for the conditional probability $\mathbb{P}(\#\{i \in I_c: y_i = c\} = \gamma_c | S_i = \beta_l)$ yields

$$\mathbb{P}(\mathcal{B}_i^l(\gamma)) = p_i^l \cdot \prod_{c=1}^C P_c^l(i, \gamma) \quad (93)$$

and hence

$$g_k^Z(x, D) = \sum_{\gamma \in \Gamma_k} \sum_{i=1}^n \sum_{l=1}^L p_i^l \cdot \prod_{c=1}^C P_c^l(i, \gamma) \quad (94)$$

which requires $\mathcal{O}(K^C \cdot n \cdot L \cdot C)$ evaluations of P_c^l . The next is to compute the probabilities P_c^l . For that purpose we need to open up the binary relation \succeq . Suppose first, that $y_i \neq c$. Then the event that exactly γ_c instances of class c satisfy $X_j \succeq X_i$ is the same as the event that for some $r \leq \gamma_c$ exactly r instances with index larger than i have similarity strictly larger than X_i and exactly $\gamma_c - r$ instances with index smaller than i have similarity larger or equal than X_i . Now suppose that $y_i = c$. Then, the event that exactly γ_c instances of the same class c satisfy $X_j \succeq X_i$ is the same as the event that for some $r \leq \gamma_c$ exactly r instances with index larger than i have similarity strictly larger than X_i and exactly $\gamma_c - r - 1$ instances with index smaller than i have similarity larger or equal than X_i . This reasoning allows us to write P_c^l in terms of functions

$$R_c^l(i, r) := \mathbb{P}(|\{j \in I_c: S_j > \beta_l, j > i\}| = r) \quad (95)$$

$$Q_c^l(i, r) := \mathbb{P}(|\{j \in I_c: S_j \geq \beta_l, j < i\}| = r) \quad (96)$$

as

$$P_c^l(i, \gamma) = \begin{cases} \sum_{r=0}^{\gamma_c} R_c^l(i, r) \cdot Q_c^l(i, \gamma_c - r) & y_i \neq c \\ \sum_{r=0}^{\gamma_c-1} R_c^l(i, r) \cdot Q_c^l(i, \gamma_c - r - 1) & y_i = c. \end{cases} \quad (97)$$

The functions R_c^l and Q_c^l exhibit recursive structure that we wish to exploit in order to get an efficient algorithm. Specifically, we write $\alpha_i^l := \mathbb{P}(S_i \leq \beta_l) = \sum_{s=l}^L p_i^s$, and $\bar{\alpha}_i^l := 1 - \alpha_i^l$ and use the following recursion

$$R_c^l(i-1, r) = \begin{cases} R_c^l(i, r) & y_i \neq c \\ \bar{\alpha}_i^l \cdot R_c^l(i, r-1) + \alpha_i^l \cdot R_c^l(i, r) & y_i = c \end{cases} \quad (98)$$

starting at $i = n$ and $r = 0$ and with initial values $R_c^l(i, -1) = 0$, $R_c^l(n, 0) = 1$ and $R_c^l(n, r) = 0$ for $r \geq 1$. Similarly,

$$Q_c^l(i+1, r) = \begin{cases} Q_c^l(i, r) & y_i \neq c \\ \bar{\alpha}_i^{l+1} \cdot Q_c^l(i, r-1) + \alpha_i^{l+1} \cdot Q_c^l(i, r) & y_i = c \end{cases} \quad (99)$$

starting the recursion at $i = 1$ and $r = 0$ and with initial values $Q_c^l(i, -1) = 0$, $Q_c^l(1, 0) = 1$ and $Q_c^l(1, r) = 0$ for $r \geq 1$. Evaluating P_c^l requires $\mathcal{O}(K)$ calls to R_c^l and Q_c^l each. The computation of R_c^l and Q_c^l can be achieved in $\mathcal{O}(n \cdot K)$ if the values α_i^l are computed beforehand and stored separately (requiring $\mathcal{O}(n \cdot L)$ computations). Finally, the entire computation has a time complexity of $\mathcal{O}(K^{C+2} \cdot n^2 \cdot L \cdot C)$ which concludes the proof. \square

Algorithms. Here, we show recursive algorithms for computing the function Q_c^l and R_c^l in Algorithms 2 and 3. An efficient implementation for evaluating the smoothed K -NN classifier exactly, will first compute both R_c^l and Q_c^l and then, given those values, compute the sum in (94). This is shown in Algorithm 4.

Algorithm 2 COMPUTEQ_c^l

Input: integers i, r , probabilities $\{p_j^s\}_{j,s}$ **Output:** $\text{COMPUTEQ}_c^l(i, r)$

```
/* stopping points */
1: if  $r = -1$  then
2:   return 0
3: end if
4: if  $i = 0$  then
5:   if  $r = 0$  then
6:     return 1
7:   else
8:     return 0
9:   end if
10: end if
/* recursion */
11: if  $y_{i-1} = c$  then
12:    $q \leftarrow (\sum_{s=1}^l p_{i-1}^s) \cdot \text{COMPUTEQ}_c^l(i-1, r-1)$ 
13:    $q \leftarrow q + (\sum_{s=l+1}^L p_{i-1}^s) \cdot \text{COMPUTEQ}_c^l(i-1, r)$ 
14:   return  $q$ 
15: else
16:   return  $\text{COMPUTEQ}_c^l(i-1, r)$ 
17: end if
```

Algorithm 3 COMPUTER_c^l

Input: integers i, r , probabilities $\{p_j^s\}_{j,s}$ **Output:** $\text{COMPUTER}_c^l(i, r)$

```
/* stopping points */
1: if  $r = -1$  then
2:   return 0
3: end if
4: if  $i = n+1$  then
5:   if  $r=0$  then
6:     return 1
7:   else
8:     return 0
9:   end if
10: end if
/* recursion */
11: if  $y_{i+1} = c$  then
12:    $p \leftarrow (\sum_{s=1}^{l-1} p_{i+1}^s) \cdot \text{COMPUTER}_c^l(i+1, r-1)$ 
13:    $p \leftarrow p + (\sum_{s=l}^L p_{i+1}^s) \cdot \text{COMPUTER}_c^l(i+1, r)$ 
14:   return  $p$ 
15: else
16:   return  $\text{COMPUTER}_c^l(i+1, r)$ 
17: end if
```

Algorithm 4 KNNPREDICT

Input: probabilities $\{p_j^r\}_{j,r}$, dataset D , class k

Output: probability of class k predicted by smoothed K -NN classifier (20)

```
/* Compute  $P_c^l$  and  $Q_c^l$  */
1: for  $c = 1, \dots, C$  do
2:   for  $l = 1, \dots, L$  do
3:      $R_c^l \leftarrow \text{COMPUTER}_c^l(i, k)$  for  $1 \leq i \leq n, 0 \leq k \leq K$ 
4:      $Q_c^l \leftarrow \text{COMPUTEQ}_c^l(i, k)$  for  $1 \leq i \leq n, 0 \leq k \leq K$ 
5:   end for
6: end for
/* Compute the smoothed  $K$ -NN classifier  $g^Z$  */
7:  $\text{final\_pred} \leftarrow 0$ 
8: for  $i = 1, \dots, n$  do
9:   for  $l = 1, \dots, L$  do
10:    for  $\gamma \in \Gamma_{K,k}$  do
11:       $\text{tp} \leftarrow p_i^l$ 
12:      for  $c = 1, \dots, C$  do
13:        if  $c = y_i$  then
14:           $\text{tp} \leftarrow \text{tp} \cdot \sum_{r=0}^{\gamma_c-1} R_c^l(i, r) \cdot Q_c^l(i, \gamma_c - 1 - r)$ 
15:        else
16:           $\text{tp} \leftarrow \text{tp} \cdot \sum_{r=0}^{\gamma_c} R_c^l(i, r) \cdot Q_c^l(i, \gamma_c - r)$ 
17:        end if
18:      end for
19:       $\text{final\_pred} \leftarrow \text{final\_pred} + \text{tp}$ 
20:    end for
21:  end for
22: end for
23: return  $\text{final\_prediction}$ 
```
