

Model reduction of linear hybrid systems

Ion Victor Gosea, Mihaly Petreczky, John Leth, Rafael Wisniewski and Athanasios C. Antoulas

Abstract—The paper proposes a model reduction algorithm for linear hybrid systems, i.e., hybrid systems with externally induced discrete events, with linear continuous subsystems, and linear reset maps. The model reduction algorithm is based on balanced truncation. Moreover, the paper also proves an analytical error bound for the difference between the input-output behaviors of the original and the reduced order model. This error bound is formulated in terms of singular values of the Gramians used for model reduction.

I. INTRODUCTION

In this paper we propose a model reduction method for linear hybrid systems with external switching. A linear hybrid system is a hybrid system continuous states of which are governed by linear differential equations, the reset maps are linear, and the discrete-events are external inputs. Linear hybrid systems can be viewed as a generalization of linear switched systems [1], [2], but in contrast to linear switched systems we allow state jumps and the change of discrete states is supposed to follow the transition structure of a Moore automaton. Linear hybrid systems occur in several applications, and a well known class of piecewise-affine systems is directly related to linear hybrid systems, as the former can be viewed as a feedback interconnection of the latter with a discrete-event generator. The model reduction method we propose is based on balanced truncation, performed for each linear subsystem. The corresponding Gramians have to satisfy certain linear matrix inequalities (LMIs). In addition to the novel algorithm, we propose an analytic error bound for the difference between the input-output behaviors of the original and the reduced-order models. This error bound is a direct counterpart of the well-known error bound for balanced truncation of linear systems [3], and it involves the singular values of the Gramians.

To the best of our knowledge, the contribution of the paper is new. Indeed, the existing methods for model reduction of hybrid systems can be grouped into the following categories.

LMI-based methods These methods compute the matrices of the reduced order model by solving a set of LMIs. The disadvantage is that the proposed conditions are only sufficient,

and the trade-off between the dimension of the reduced model and the error bound is not clear. Moreover, the computational complexity of solving those LMIs might be too high. Without claiming completeness, we mention the following papers [4], [5], [6], [7]. First of all, the cited papers do not deal with linear reset maps. Moreover, in contrast to the cited papers, the current paper proposes a method, whose applicability depends on the existence of solution for a few simple LMIs which are necessary to find the observability/controllability Gramians. Once the existence of these Gramians is assured, the model reduction method can be applied. Moreover, there is an analytic error bound and the trade-off between the approximation error and the dimension of the reduced system is formalized in terms of the singular values of those Gramians.

Methods based on local Gramians

The algorithms which belong to this class are based on finding observability/controllability Gramians for each linear subsystem. They are solutions of LMIs derived by relaxing the classical Lyapunov-like equations for observability/controllability Gramians. The disadvantage of these methods is that often there are no error bounds or the reduced order model need not be well-posed. Examples of such papers include [8], [9], [10], [11], [12], [13]. Note that to the best of our knowledge, the only algorithm which always yields a well-posed linear switched system of the same type as the original one and for which there exists an analytic error bound is the one of [13]. Even this algorithm provides an error bound only for sufficiently slow switching signals (i.e., switching sequences with a suitable minimal dwell time). The method of this paper is an extension of [13]. The main difference between the current paper and [13] is the following:

- In contrast to [13], the error bound of this paper no longer uses the assumption of minimum dwell time. However, this comes at price, as the LMIs involved are more conservative.
- The discrete states are no longer assumed to be inputs, but they are states of the system and they are assumed to evolve according to a Moore-automaton. However, the Moore-automaton is driven by discrete events which are external inputs. That is, the system class considered in this paper is more general than that of [13].

More recently, a balancing truncation method for linear switched systems that are characterized by constrained switching scenarios was proposed in [14]. The technique is based on defining generalized Gramians for each discrete mode, specifically tailored to particular switching scenarios.

Methods based on common Gramians These methods rely on finding the same observability/controllability Gramian for each linear subsystem. In most contributions, the Gramians are derived as solutions of a suitable LMI. Such algorithms were described in [15], [16] and an analytic error bound was

I. V. Gosea is with Data-Driven System Reduction and Identification (DRI) Group, Max Planck Institute for Dynamics of Complex Technical Systems, Sandtorstrasse 1, 39106, Magdeburg, Germany, e-mail: gosea@mpi-magdeburg.mpg.de.

M. Petreczky is with Centre de Recherche en Informatique, Signal et Automatique de Lille (CRISTAL), UMR CNRS 9189, CNRS, Ecole Centrale de Lille, France, e-mail: mihaly.petreczky@ec-lille.fr

J. Leth and R. Wisniewski are with Department of Electronic Systems, Automation and Control, Aalborg University, Fredrik Bajers Vej 7C, Aalborg, Denmark, e-mail: jjl@es.aau.dk, raf@es.aau.dk.

A.C. Antoulas is with Department of Electrical and Computer Engineering, Rice University, 6100 Main St, MS-366, Houston, TX 77005, USA, and DRI Group, Max Planck Institute for Dynamics of Complex Technical Systems, Sandtorstrasse 1, 39106, Magdeburg, and Baylor College of Medicine, 1 Baylor Plaza, Houston, TX 77030, e-mail: aca@rice.edu

derived in [17]. The results of this paper can also be viewed as a direct extension of [17]. In particular, when applied to a linear switched system of the type studied in [17], the results of the present paper boil down to those of [17]. With respect to [17], the main novelty of the present paper is that it considers a system class which is much larger than the one of [17]. Nevertheless, some methods that do not rely on solving LMIs are also available. For example, in [18] a balancing procedure based on recasting the original linear switched system as an envelope linear time-invariant system with no switching was proposed. Additionally, a balancing procedure based on reformulating the original system as a bilinear system with no switching was presented in [19].

Moment matching The idea behind these algorithms is to find a reduced order switched system such that certain coefficients of the series expansions of the input-output maps of the original and the reduced order system coincide. The series expansion can be the Taylor series with respect to switching times, in which case the so-called Markov parameters are matched. Alternatively, the series expansion can be a Laurent-series expansion of a multivariate Laplace transform of the input-output map around a certain frequency. The former approach was pursued in [20], [21], [22], the latter in [23]. While those methods do not allow for analytical error bounds, under suitable assumption it can be guaranteed that the reduced model will have the same input-output behavior for certain switching signals [20], [21], [22]. A somewhat different approach is that of [24], which considers switched systems with autonomous switching and it proposed a model reduction procedure which guarantees that the reduced model has the same steady-state output response to certain inputs as the original model.

The results of the present paper are based on balanced truncation. As a result, in contrast to the cited papers, we are able to propose an analytic error bound. Moreover, the class of systems considered in this paper is much larger than that of the cited papers. In particular, we allow reset maps and the evolution of the discrete states is governed by a Moore-automaton.

The paper is structured as follows. In Section II-B we fix the notation and we present the formal definition of linear hybrid systems and of some related concepts. In Section III we present a balanced truncation algorithm for model reduction and an analytical error bound for this algorithm. In Section IV we present a numerical example to illustrate the proposed algorithm. In Appendix A we present the proofs of the technical results used in the paper.

II. PRELIMINARIES

A. Notation

Let \mathbb{N} denote the set of natural numbers including 0, and $\mathbb{R}_+ = [0, +\infty)$ denote the positive *real time-axis*. We denote by $PC(A, B)$ the set of all *piecewise-continuous maps* $A \rightarrow B$, and by $L_2(A, B)$ the set of all *Lebesgue measurable maps* $A \rightarrow B$. The L_2 -norm and Euclidean 2-norm are denoted by $\|\cdot\|_{L_2}$ and $\|\cdot\|_2$ respectively.

B. Linear hybrid systems: definition and basic concepts

Definition 1 (LHS). A linear hybrid system H (abbreviated as LHS) is a tuple

$$H = (Q, \Gamma, O, \delta, \lambda, \{n_q, A_q, B_q, C_q\}_{q \in Q}, \{M_{q_1, \gamma, q_2}\}_{q_2 \in Q, \gamma \in \Gamma, q_1 = \delta(q_2, \gamma)}, h_0), \quad (1)$$

where

- 1) Q is a finite set, called the set of discrete states,
- 2) Γ is a finite set, called the set of discrete events,
- 3) O is a finite set, called the set of discrete outputs,
- 4) $\delta : Q \times \Gamma \rightarrow Q$ is a function called the discrete state-transition map,
- 5) $\lambda : Q \rightarrow O$ is a function called the discrete readout map.
- 6) $\Sigma_q = (A_q, B_q, C_q)$, $q \in Q$ is the linear system in the discrete state q and $A_q \in \mathbb{R}^{n_q \times n_q}$, $B_q \in \mathbb{R}^{n_q \times m}$, $C_q \in \mathbb{R}^{p \times n_q}$ are the matrices of this linear system.
- 7) $M_{q_1, \gamma, q_2} \in \mathbb{R}^{n_{q_1} \times n_{q_2}}$ are matrices for all $q_2 \in Q, \gamma \in \Gamma, q_1 = \delta(q_2, \gamma)$, which are called reset maps.
- 8) $h_0 = (q_0, x_0)$ is the initial state, where $q_0 \in Q$ and $x_0 \in \mathbb{R}^{n_{q_0}}$.

The space \mathbb{R}^{n_q} , $q \in Q$, $0 < n_q \in \mathbb{N}$, is called the continuous state space associated with the discrete state q , \mathbb{R}^m is called the continuous input space, \mathbb{R}^p is called the continuous output space. The state space \mathcal{H}_H of H is the set $\mathcal{H}_H = \bigcup_{q \in Q} \{q\} \times \mathbb{R}^{n_q}$.

Notation 1. An element $x \in \mathcal{H}_H$ comprises of a pair $x = (q, x_q)$ with $q \in Q$ and $x_q \in \mathbb{R}^{n_q}$. In many places in the article, we will suppress the notation and write $x = x_q$, when it is clear from the contents which discrete mode x is in.

Notice that the linear control systems associated with different discrete states may have different state-spaces, but they have the same input and output space. The intuition behind the definition of a linear hybrid system is as follows. We associate a linear system

$$\Sigma_q \begin{cases} \dot{x} = A_q x + B_q u \\ y = C_q x \end{cases}, \quad (2)$$

with each discrete state $q \in Q$. As long as we are in the discrete state q , the state x and the continuous output y develops according to (2). The discrete state can change only if a discrete event $\gamma \in \Gamma$ takes place. If a discrete event γ occurs at time t , then the new discrete state q^+ is determined by applying the discrete state-transition map δ to q , i.e. $q^+ = \delta(q, \gamma)$. The new continuous-state $x^+(t) \in \mathbb{R}^{n_{q^+}}$ is computed from the current continuous state $x(t^-) = \lim_{s \uparrow t} x(s)$ by applying the reset map $M_{q^+, \gamma, q}$ to $x(t^-)$, i.e. $x^+(t) = M_{q^+, \gamma, q} x(t^-)$. After the transition, the continuous state x and the continuous output y evolve according to the linear system associated with the new discrete state q^+ , started from the initial state $x^+(t)$. Finally, when in a discrete state $q \in Q$, the system produces a discrete output $o = \lambda(q)$.

Notice that *the discrete events are external inputs*. All the continuous subsystems are defined with the same inputs and outputs, but on possibly different state-spaces. Below we will

formalize the intuition described above, by defining input-to-state and input-output maps for LHS. To this end, we need the following.

Definition 2 (Timed sequences). A timed sequence of discrete events is an infinite sequence over the set $(\Gamma \times \mathbb{R}_+)$, i.e. it is a sequence of the form

$$w = (\gamma_1, t_1)(\gamma_2, t_2) \cdots (\gamma_k, t_k) \cdots, \quad (3)$$

where $\gamma_i \in \Gamma$, $k > 0$ are discrete events, and $t_i \in \mathbb{R}_+$ are time instances, and $\lim_{k \rightarrow \infty} \sum_{i=1}^k t_i = \infty$. We denote the set of timed sequences of discrete events by $\Gamma_{\text{timed}}^\infty$.

The interpretation of a timed sequence $w \in \Gamma_{\text{timed}}^\infty$ as above is the following. If w is of the form (3), then w represents the scenario, when the event γ_i took place *after* the event γ_{i-1} and t_i is the time which has passed between the arrival of γ_{i-1} and the arrival of γ_i , i.e. t_i is the difference of the arrival times of γ_i and γ_{i-1} . Hence, $t_i \geq 0$ but we allow $t_i = 0$, i.e., we allow γ_i to arrive instantly after γ_{i-1} . If $i = 1$, then t_1 is simply the time when the first event γ_1 arrived.

Notation 2 (Inputs \mathbf{U}). Denote by $\mathbf{U} = L_2(\mathbb{R}_+, \mathbb{R}^m) \times \Gamma_{\text{timed}}^\infty$ the set of inputs of a LHS.

If $(u, w) \in \mathbf{U}$, then u represents the continuous-valued input to be fed to the system, w represents the timed-event sequence. Below we define the notion of input-to-state and input-output maps for LHSs. These functions map elements from \mathbf{U} to states and outputs respectively.

In the rest of this section, H denotes a LHS of the form (1).

Definition 3 (Input-to-state map). The input-to-state map of H induced by the initial state $h_0 = (q_0, x_0) \in \mathcal{H}_H$ of H is the function $\xi_{H, h_0} : \mathbf{U} \rightarrow PC(\mathbb{R}_+, \mathcal{H}_H) \times PC(\mathbb{R}_+, Q)$ such that the following holds. For any $(u, w) \in \mathbf{U}$, where w is of the form (3), define $T_0 = 0, T_i = \sum_{j=1}^i t_j$, $i \in \mathbb{N}$. Then $\xi_{H, h_0}(u, w) = (x, q)$ such that

- 1) $q(t) = q_i$, $t \in [T_i, T_{i+1})$, where $q_0 = q_I$ and $q_{i+1} = \delta(q_i, \gamma_{i+1})$ for all $i \in \mathbb{N}$
- 2) The restriction of x to $[0, T_1)$ is the unique solution (in the sense of Caratheodory) of the differential equation $\dot{z}(t) = A_{q_I} z(t) + B_{q_I} u(t)$, $z(0) = x_I$ on $[0, T_1)$, and the restriction of x to $[T_i, T_{i+1})$ for $i > 0$ is the unique solution (in the sense of Caratheodory) of the differential equation $\dot{z}(s) = A_{q_i} z(s) + B_{q_i} u(s)$, $z(T_i) = M_{q_{i+1}, \gamma_{i+1}, q_i} \lim_{t \uparrow T_i} x(t)$.

Definition 4 (Input-output map). The input-output map of the system H induced by the state $h \in \mathcal{H}_H$ of H is the function $\mathbf{v}_{H, h} : \mathbf{U} \rightarrow PC(\mathbb{R}_+, O) \times PC(\mathbb{R}_+, \mathbb{R}^p)$ defined as follows: for all $(u, w) \in \mathbf{U}$, $\mathbf{v}_{H, h}(u, w) = (\mathbf{o}, \mathbf{y})$, such that if $(q, x) = \xi_{H, h}(u, w)$, then

$$\mathbf{o}(t) = \lambda(q(t)), \quad \mathbf{y}(t) = C_{q(t)} x(t).$$

The input-output map $\mathbf{v}_{H, h}$ induced by the initial state h_0 is called the input-output map of H and it is denoted by \mathbf{v}_H .

III. BALANCED TRUNCATION

Consider an LHS H of the form (1) with initial condition $h_0 = (q_0, x_0)$ such that $x_0 = 0$.

Definition 5. A collection $\{\mathcal{Q}_q\}_{q \in Q}$ of positive definite matrices is called a collection of generalized observability Gramians of H , if for all $q \in Q$,

$$\begin{aligned} A_q^T \mathcal{Q}_q + \mathcal{Q}_q A_q + C_q^T C_q &< 0, \\ \forall \gamma \in \Gamma, q^+ = \delta(q, \gamma) : M_{q^+, \gamma, q}^T \mathcal{Q}_q M_{q^+, \gamma, q} - \mathcal{Q}_q &\leq 0. \end{aligned} \quad (4)$$

Definition 6. A collection $\{\mathcal{P}_q\}_{q \in Q}$ of positive definite matrices is called a collection of generalized reachability Gramians of H , if for all $q \in Q$,

$$\begin{aligned} A_q \mathcal{P}_q + \mathcal{P}_q A_q^T + B_q B_q^T &< 0, \\ \forall \gamma \in \Gamma, q^+ = \delta(q, \gamma) : M_{q^+, \gamma, q} \mathcal{P}_q M_{q^+, \gamma, q}^T - \mathcal{P}_q &\leq 0. \end{aligned} \quad (5)$$

Remark 1. The LMIs in (4) can be rewritten as follows

$$\begin{aligned} \forall x \in \mathbb{R}^{n_q} : 2(A_q x)^T \mathcal{Q}_q x &\leq -\|C_q x\|_2^2, \\ x^T M_{q^+, \gamma, q}^T \mathcal{Q}_q M_{q^+, \gamma, q} x &\leq x^T \mathcal{Q}_q x. \end{aligned} \quad (6)$$

The LMIs in (5) can be rewritten as follows

$$\begin{aligned} \forall x \in \mathbb{R}^{n_q}, u \in \mathbb{R}^m : 2(A_q x + B_q u)^T \mathcal{P}_q^{-1} x &\leq \|u\|_2^2, \\ x^T M_{q^+, \gamma, q}^T \mathcal{P}_q^{-1} M_{q^+, \gamma, q} x &\leq x^T \mathcal{P}_q^{-1} x. \end{aligned} \quad (7)$$

Definition 7. We say that the LHS H is quadratically stable, if there exists a collection $P_q > 0$, $q \in Q$, such that

$$\begin{aligned} A_q^T P_q + P_q A_q &< 0, \\ \forall \gamma \in \Gamma, q^+ = \delta(q, \gamma) : M_{q^+, \gamma, q}^T P_q M_{q^+, \gamma, q} - P_q &\leq 0. \end{aligned} \quad (8)$$

Next, we will briefly sketch the proof for the fact that the LMIs in (5) are equivalent to those in (7). In what follows we use the following classical result.

Lemma 1. Assume P and Q are negative definite matrices, i.e., $P, Q < 0$. Then it follows that

$$\begin{bmatrix} P & A \\ B & Q \end{bmatrix} \leq 0 \Leftrightarrow P - A Q^{-1} B \leq 0. \quad (9)$$

Hence, using the above lemma, one can write that

$$\begin{aligned} M_{q^+, \gamma, q} P_q M_{q^+, \gamma, q}^T - P_q &\leq 0 \Leftrightarrow \begin{bmatrix} -P_q & M_{q^+, \gamma, q} \\ M_{q^+, \gamma, q}^T & -P_q^{-1} \end{bmatrix} \leq 0 \\ \Leftrightarrow \begin{bmatrix} -P_q^{-1} & M_{q^+, \gamma, q}^T \\ M_{q^+, \gamma, q} & -P_q \end{bmatrix} \leq 0 &\Leftrightarrow -P_q^{-1} + M_{q^+, \gamma, q}^T P_q^{-1} M_{q^+, \gamma, q} \leq 0. \end{aligned} \quad (10)$$

This immediately shows that the second inequality in (7) holds for any $x \in \mathbb{R}^{n_q}$.

Lemma 2 (Stability and Gramians). H is quadratically stable iff there exist generalized observability Gramians iff there exist generalized controllability Gramians.

Lemma 3. [Observability Gramian and output energy] If $\{\mathcal{Q}_q\}_{q \in Q}$ are observability Gramians, $h_0 = (q_0, x_0)$, $(q, x) = \xi_{H, h_0}(0, w)$, $(\mathbf{o}, \mathbf{y}) = \mathbf{v}_{H, h_0}(0, w)$ (i.e. x, \mathbf{y} are the continuous state and output trajectories of H if started from the initial state h_0 and fed with the timed sequence w and zero continuous input $u = 0$), then

$$\int_0^\infty \|y(s)\|_2^2 ds \leq x_0^T \mathcal{Q}_{q_0} x_0.$$

Lemma 4. [Controllability Gramian and input energy] If $\{\mathcal{P}_q\}_{q \in \mathcal{Q}}$ are reachability Gramians, $h_0 = (q_0, 0)$, $(q, x) = \xi_{H, h_0}(u, w)$ (i.e. x, q are the continuous and discrete state trajectories of H if started from the initial state h_0 and fed with the timed sequence w and continuous input u), then

$$x(t) \mathcal{P}_{q(t)}^{-1} x(t) \leq \int_0^t \|u(s)\|_2^2 ds.$$

We can formulate the following balanced model reduction.

- Procedure 1.** 1) Compute reachability and observability Gramians $\{\mathcal{P}_q > 0\}_{q \in \mathcal{Q}}$ and $\{\mathcal{Q}_q > 0\}_{q \in \mathcal{Q}}$ which satisfy (5), and, respectively (4).
2) Find square factor matrices \mathbf{U}_q so that $\mathcal{P}_q = \mathbf{U}_q \mathbf{U}_q^T$. Additionally, compute the eigenvalue decomposition of the symmetric matrix $\mathbf{U}_q^T \mathcal{Q}_q \mathbf{U}_q$, as

$$\mathbf{U}_q^T \mathcal{Q}_q \mathbf{U}_q = \mathbf{V}_q \Lambda_q^2 \mathbf{V}_q^T,$$

where

$$\Lambda_q = \text{diag}(\sigma_{q,1}, \dots, \sigma_{q,n_q}),$$

is a diagonal matrix with the real entries sorted in decreasing order, i.e., $\sigma_{q,1} \geq \sigma_{q,2} \geq \dots \geq \sigma_{q,n_q}$.

- 3) Construct the transformation matrices $\mathbf{S}_q \in \mathbb{R}^{n_q \times n_q}$ as follows

$$\mathbf{S}_q = \Lambda_q^{1/2} \mathbf{V}_q^T \mathbf{U}_q^{-1}. \quad (11)$$

Define the matrices (with $q_1 = \delta(q_2, \gamma)$, $q_2 \in \mathcal{Q}$)

$$\begin{aligned} \bar{A}_q &= \mathbf{S}_q A_q \mathbf{S}_q^{-1}, \quad \bar{B}_q = \mathbf{S}_q B_q, \quad \bar{C}_q = C_q \mathbf{S}_q^{-1}, \\ \bar{M}_{q_2, \gamma, q_1} &= \mathbf{S}_{q_2} M_{q_2, \gamma, q_1} \mathbf{S}_{q_1}^{-1}. \end{aligned} \quad (12)$$

- 4) Choose the truncation orders $0 < r_q \leq n_q$ and consider the partitioning

$$\begin{aligned} \bar{A}_q &= \begin{bmatrix} \bar{A}_q^{11} & \bar{A}_q^{12} \\ \bar{A}_q^{21} & \bar{A}_q^{22} \end{bmatrix}, \bar{B}_q = \begin{bmatrix} \bar{B}_q^1 \\ \bar{B}_q^2 \end{bmatrix}, \bar{C}_q = [\bar{C}_q^1 \quad \bar{C}_q^2], \quad r_q < n_q, \\ \bar{M}_{q_1, \gamma, q_2} &= \begin{bmatrix} \bar{M}_{q_1, \gamma, q_2}^{11} & \bar{M}_{q_1, \gamma, q_2}^{12} \\ \bar{M}_{q_1, \gamma, q_2}^{21} & \bar{M}_{q_1, \gamma, q_2}^{22} \end{bmatrix}, \quad \text{if } r_{q_1} < n_{q_1}, r_{q_2} < n_{q_2}, \\ \bar{M}_{q_1, \gamma, q_2} &= \begin{bmatrix} \bar{M}_{q_1, \gamma, q_2}^{11} & \bar{M}_{q_1, \gamma, q_2}^{12} \end{bmatrix}, \quad \text{if } r_{q_1} = n_{q_1}, r_{q_2} < n_{q_2}, \\ \bar{M}_{q_1, \gamma, q_2} &= \begin{bmatrix} \bar{M}_{q_1, \gamma, q_2}^{11} \\ \bar{M}_{q_1, \gamma, q_2}^{21} \end{bmatrix}, \quad \text{if } r_{q_1} < n_{q_1}, r_{q_2} = n_{q_2}, \end{aligned} \quad (13)$$

where $\bar{A}_q^{11} \in \mathbb{R}^{r_q \times r_q}$, $\bar{M}_{q_1, \gamma, q_2}^{11} \in \mathbb{R}^{r_{q_1} \times r_{q_2}}$, $\bar{B}_q^1 \in \mathbb{R}^{r_q \times m}$, and $\bar{C}_q^1 \in \mathbb{R}^{p \times r_q}$.

- 5) Define the reduced model

$$\begin{aligned} \hat{H} &= (\mathcal{Q}, \Gamma, O, \delta, \lambda, \{r_q, \hat{A}_q, \hat{B}_q, \hat{C}_q\}_{q \in \mathcal{Q}}, \\ &\quad \{\hat{M}_{q_1, \gamma, q_2}\}_{q_2 \in \mathcal{Q}, \gamma \in \Gamma, q_1 = \delta(q_2, \gamma)}, (q_0, 0)), \end{aligned}$$

where

$$\begin{aligned} \hat{A}_q &= \bar{A}_q^{11}, \quad \hat{B}_q = \bar{B}_q^1, \quad \hat{C}_q = \bar{C}_q^1, \quad \text{if } r_q \leq n_q, \\ \hat{M}_{q_1, \gamma, q_2} &= \bar{M}_{q_1, \gamma, q_2}^{11}, \quad \text{if } r_{q_1} < n_{q_1} \text{ or } r_{q_2} < n_{q_2}, \\ \hat{A}_q &= \bar{A}_q, \quad \hat{B}_q = \bar{B}_q, \quad \hat{C}_q = \bar{C}_q, \quad \text{if } r_q = n_q, \\ \hat{M}_{q_1, \gamma, q_2} &= \bar{M}_{q_1, \gamma, q_2}, \quad \text{if } r_{q_1} = n_{q_1} \text{ and } r_{q_2} = n_{q_2}. \end{aligned} \quad (14)$$

Lemma 5 (Balanced realization). Consider the LHS $\bar{H} = (\mathcal{Q}, \Gamma, O, \delta, \lambda, \{r_q, \bar{A}_q, \bar{B}_q, \bar{C}_q\}_{q \in \mathcal{Q}}, \{\bar{M}_{q_1, \gamma, q_2}\}_{q_2 \in \mathcal{Q}, \gamma \in \Gamma, q_1 = \delta(q_2, \gamma)}, (q_0, 0))$. Then $\{\Lambda_q\}_{q \in \mathcal{Q}}$ are both generalized reachability and observability Gramians of \bar{H} .

In the sequel, we will say that an LHS is *balanced*, if it has generalized reachability Gramians $\{\mathcal{P}_q\}_{q \in \mathcal{Q}}$, generalized observability Gramians $\{\mathcal{Q}_q\}_{q \in \mathcal{Q}}$, and for all $q \in \mathcal{Q}$, the matrices \mathcal{Q}_q and \mathcal{P}_q are equal and are diagonal. Lemma 5 says that \bar{H} is balanced. In fact, more is true.

Lemma 6 (Preservation of balancing and stability). The reduced order model \hat{H} is balanced, its generalized observability and reachability Gramians are $\{\hat{\Lambda}_q\}_{q \in \mathcal{Q}}$, $\hat{\Lambda}_q = \text{diag}(\sigma_{q,1}, \dots, \sigma_{q,r_q})$. In particular, \hat{H} is quadratically stable.

Theorem 1 (Error bound). For any $(u, w) \in \mathbf{U}$, consider the outputs $(\mathbf{o}, y) = v_H(u, w)$ and $(\hat{\mathbf{o}}, \hat{y}) = v_{\hat{H}}(u, w)$ generated by H and \hat{H} respectively under the input u and timed event sequence w from the corresponding initial state. Then $\hat{\mathbf{o}} = \mathbf{o}$, and

$$\|y - \hat{y}\|_{L_2} \leq 2 \left(\sum_{q \in \mathcal{Q}} \sum_{i=1}^{n_q - r_q} \sigma_{q, r_q + i} \right) \|u\|_{L_2}.$$

First we prove Theorem 1 for the case when $n_q - r_q \leq 1$ for all $q \in \mathcal{Q}$. More precisely, for each $q \in \mathcal{Q}$, consider the decomposition

$$\Lambda_q = \begin{bmatrix} \hat{\Lambda}_q & 0 \\ 0 & \beta_q \end{bmatrix}, \quad \beta_q \in \mathbb{R}. \quad (15)$$

Define $\beta = \min_{q \in \mathcal{Q}} \beta_q$ and for each $q \in \mathcal{Q}$, define

$$r_q = \begin{cases} n_q - 1 & \text{if } \beta_q = \beta, \\ n_q & \text{otherwise} \end{cases}.$$

Consider the reduced order model \hat{H} from Procedure 1 for this choice of r_q .

Theorem 2 (One step error bound). For any $(u, w) \in \mathbf{U}$, consider the outputs $(\mathbf{o}, y) = v_H(u, w)$ and $(\hat{\mathbf{o}}, \hat{y}) = v_{\hat{H}}(u, w)$ generated by H and \hat{H} respectively under the input u and timed event sequence w from the corresponding initial state. Then $\hat{\mathbf{o}} = \mathbf{o}$, and

$$\|y - \hat{y}\|_{L_2} \leq 2\beta \|u\|_{L_2}.$$

Theorem 1 follows by repeated application of Theorem 2. The proof of Theorem 2 is done via a sequence of lemmas. In order to state these lemmas, we introduce the following notation. Consider the balanced LHS \bar{H} from Lemma 5. Note that the LHSs \bar{H} and H are isomorphic, and hence they have the same input-output map. Consider now the state trajectory $(q, \bar{x}) = \xi_{\bar{H}, h_0}(u, w)$ of \bar{H} and the state trajectory $(\hat{q}, \hat{x}) = \xi_{\hat{H}, \hat{h}_0}(u, w)$, $\hat{h}_0 = (q_0, 0)$ is the initial state of \hat{H} . It is easy to see that $q = \hat{q}$.

For any $t \in \mathbb{R}_+$ such that $r_{q(t)} = n_{q(t)} - 1$, consider the partitioning

$$\bar{x}(t) = \begin{bmatrix} \bar{x}_1(t) \\ \bar{x}_2(t) \end{bmatrix},$$

with $\bar{x}_1(t) \in \mathbb{R}^{r_{q_i}}$, $\bar{x}_2(t) \in \mathbb{R}$. Define the functions

$$\begin{aligned} x_o(t) &= \begin{cases} \begin{bmatrix} \bar{x}_1(t) - \hat{x}(t) \\ \bar{x}_2(t) \end{bmatrix}, & r_{q(t)} = n_{q(t)} - 1 \\ \bar{x}(t) - \hat{x}(t) & \text{otherwise} \end{cases}, \\ x_c(t) &= \begin{cases} \begin{bmatrix} \bar{x}_1(t) + \hat{x}(t) \\ \bar{x}_2(t) \end{bmatrix}, & r_{q(t)} = n_{q(t)} - 1 \\ \bar{x}(t) + \hat{x}(t) & \text{otherwise} \end{cases}. \end{aligned} \quad (16)$$

Note that the following holds:

$$y(t) - \hat{y}(t) = C_{q(t)} x_o(t).$$

Define the function

$$V(x_o(t), x_c(t)) = x_o(t)^T \Lambda_{q(t)} x_o(t) + \beta^2 x_c(t)^T \Lambda_{q(t)}^{-1} x_c(t). \quad (17)$$

Lemma 7. *The temporal derivative of the function V , as defined in (17), satisfies*

$$\frac{\partial V(x_o(t), x_c(t))}{\partial t} \leq 4\beta^2 \|u(t)\|_2^2 - \|y(t) - \hat{y}(t)\|_2^2, \quad (18)$$

for all $t \in [T_{i-1}, T_i]$.

Proof of Lemma 7: Note that

$$\bar{A}_q \Lambda_q + \Lambda_q \bar{A}_q^T + \bar{B}_q \bar{B}_q^T < 0, \quad (19)$$

$$\bar{A}_q^T \Lambda_q + \Lambda_q \bar{A}_q + \bar{C}_q^T \bar{C}_q < 0. \quad (20)$$

Two cases have to be distinguished.

The first one is when $r_{q_i} = n_{q_i}$, i.e., in the discrete mode q_i no truncation takes place. In that case, notice that

$$\dot{x}_o(t) = \bar{A}_{q_i} x_o(t), \quad \dot{x}_c(t) = \bar{A}_{q_i} x_c(t) + 2\bar{B}_{q_i}^2 u(t). \quad (21)$$

We observe that $\frac{d}{dt} x_o(t)^T \Lambda_{q_i} x_o(t) = 2(\bar{A}_{q_i} x_o(t))^T \Lambda_{q_i} x_o(t) \leq -x_o^T(t) \bar{C}_{q_i}^T \bar{C}_{q_i} x_o(t) = -\|y(t) - \hat{y}(t)\|_2^2$ due to (20) and Remark 1. By Remark 1 and (19), $\frac{d}{dt} x_c(t)^T \Lambda_{q_i}^{-1} x_c(t) = 2(\bar{A}_{q_i} x_c(t) + 2\bar{B}_{q_i} u(t))^T \Lambda_{q_i}^{-1} x_c(t) \leq -4\|u(t)\|_2^2$. Hence, the claim of the lemma is satisfied.

Assume now that $r_{q_i} = n_{q_i} - 1$. Then $\beta_{q_i} = \beta$ and the following holds:

$$\dot{x}_o(t) = \bar{A}_{q_i} x_o(t) + \begin{bmatrix} \mathbf{0} \\ \bar{B}_{q_i}^2(t) \end{bmatrix} u(t) + \begin{bmatrix} \mathbf{0} \\ \bar{A}_{q_i}^{21}(t) \end{bmatrix} \hat{x}(t), \quad (22)$$

$$\dot{x}_c(t) = \bar{A}_{q_i} x_c(t) + 2\bar{B}_{q_i} u(t) - \begin{bmatrix} \mathbf{0} \\ \bar{B}_{q_i}^2(t) \end{bmatrix} u(t) - \begin{bmatrix} \mathbf{0} \\ \bar{A}_{q_i}^{21}(t) \end{bmatrix} \hat{x}(t). \quad (23)$$

By using (22), (20), (6) and Remark 1, it follows that

$$\begin{aligned} \frac{d}{dt} x_o(t)^T \Lambda_{q_i} x_o(t) &= 2x_o^T(t) \bar{A}_{q_i}^T \Lambda_{q_i} x_o(t) \\ &+ 2 \left(\begin{bmatrix} \mathbf{0} \\ \bar{B}_{q_i}^2 u(t) + \bar{A}_{q_i}^{21} \hat{x}(t) \end{bmatrix}^T \Lambda_{q_i} x_o(t) \right) \\ &\leq \|\bar{C}_{q_i} x_o(t)\|_2^2 + 2\alpha_o = -\|y(t) - \hat{y}(t)\|_2^2 + 2\alpha_o, \end{aligned} \quad (24)$$

where

$$\begin{aligned} \alpha_o &= \begin{bmatrix} \mathbf{0} \\ \bar{B}_{q_i}^2 u(t) + \bar{A}_{q_i}^{21} \hat{x}(t) \end{bmatrix}^T \begin{bmatrix} \hat{\Lambda}_{q_i} & \mathbf{0} \\ \mathbf{0} & \beta_{q_i} \end{bmatrix} \begin{bmatrix} \bar{x}_1(t) - \hat{x}(t) \\ \bar{x}_2(t) \end{bmatrix} \\ &= \beta_{q_i} (\bar{B}_{q_i}^2 u(t) + \bar{A}_{q_i}^{21} \hat{x}(t))^T \bar{x}_2(t). \end{aligned} \quad (25)$$

Similarly, by using (23), (7) from Remark 1 and (19), we show that

$$\begin{aligned} \frac{d}{dt} x_c(t)^T \Lambda_{q_i}^{-1} x_c(t) &= 2(\bar{A}_{q_i} x_c(t) + \bar{B}_{q_i} 2u(t))^T \Lambda_{q_i}^{-1} x_c(t) \\ &- 2 \left(\begin{bmatrix} \mathbf{0} \\ \bar{B}_{q_i}^2 u(t) + \bar{A}_{q_i}^{21} \hat{x}(t) \end{bmatrix}^T \Lambda_{q_i}^{-1} x_c(t) \right) \leq 4\|u(t)\|_2^2 - 2\alpha_c, \end{aligned} \quad (26)$$

where

$$\begin{aligned} \alpha_c &= \begin{bmatrix} \mathbf{0} \\ \bar{B}_{q_i}^2 u(t) + \bar{A}_{q_i}^{21} \hat{x}(t) \end{bmatrix}^T \begin{bmatrix} \hat{\Lambda}_{q_i}^{-1} & \mathbf{0} \\ \mathbf{0} & \beta_{q_i}^{-1} \end{bmatrix} \begin{bmatrix} \bar{x}_1(t) + \hat{x}(t) \\ \bar{x}_2(t) \end{bmatrix} \\ &= \beta_{q_i}^{-1} (\bar{B}_{q_i}^2 u(t) + \bar{A}_{q_i}^{21} \hat{x}(t))^T \bar{x}_2(t). \end{aligned} \quad (27)$$

From (25) and (27) and $\beta = \beta_{q_i}$, observe that $\alpha_o = \beta^2 \alpha_c$. Hence, by adding the inequality in (24) with the one in (26) multiplied by $\beta^2 = \beta_{q_i}^2$, it follows that

$$\begin{aligned} \frac{d}{dt} x_o(t)^T \Lambda_{q_i} x_o(t) + \beta^2 \frac{d}{dt} x_c(t)^T \Lambda_{q_i}^{-1} x_c(t) \\ \leq -\|y(t) - \hat{y}(t)\|_2^2 + 4\beta_{q_i}^2 \|u(t)\|_2^2, \end{aligned}$$

and by using the definition of V in (17), it automatically proves the result in (18). ■

Lemma 8. *For all $i \in \mathbb{N}$,*

$$V(x(T_{i+1}), \hat{x}(T_{i+1})) \leq V(x(T_{i+1}^-), \hat{x}(T_{i+1}^-)), \quad (28)$$

where $x(T_{i+1}^-) = \lim_{t \uparrow T_{i+1}} x(t)$, and $\hat{x}(T_{i+1}^-) = \lim_{t \uparrow T_{i+1}} \hat{x}(t)$.

Proof of Lemma 8: Note that $q_i = q(t)$ for all $t \in [T_i, T_{i+1})$ and that $\delta(q_i, \gamma_{i+1}) = q_{i+1}$. Moreover, by virtue of $\{\Lambda_q\}_{q \in \mathcal{Q}}$ being generalized observability and reachability Gramians for \bar{H} , and Remark 1, the following holds

$$\bar{M}_{q_{i+1}, \gamma_{i+1}, q_i}^T \Lambda_{q_{i+1}}^{-1} \bar{M}_{q_{i+1}, \gamma_{i+1}, q_i} < \Lambda_{q_i}^{-1}, \quad (29)$$

$$\bar{M}_{q_{i+1}, \gamma_{i+1}, q_i}^T \Lambda_{q_{i+1}} \bar{M}_{q_{i+1}, \gamma_{i+1}, q_i} < \Lambda_{q_i}. \quad (30)$$

In order to prove (28), the following cases have to be distinguished.

Assume that $r_{q_{i+1}} = n_{q_{i+1}}$, i.e., no truncation takes place in mode q_{i+1} . In this case, $x(T_{i+1}) = \bar{M}_{q_{i+1}, \gamma_{i+1}, q_i} x(T_{i+1}^-)$, and

$$\hat{x}(T_{i+1}) = \bar{M}_{q_{i+1}, \gamma_{i+1}, q_i}^{11} \hat{x}(T_{i+1}^-) = \bar{M}_{q_{i+1}, \gamma_{i+1}, q_i} \begin{bmatrix} \hat{x}(T_{i+1}^-) \\ \mathbf{0} \end{bmatrix}, \quad (31)$$

if $r_{q_i} = n_{q_i} - 1$, and

$$\hat{x}(T_{i+1}) = \bar{M}_{q_{i+1}, \gamma_{i+1}, q_i} \hat{x}(T_{i+1}^-), \quad (32)$$

if $r_{q_i} = n_{q_i}$. Notice that if $r_{q_i} = n_{q_i}$, then

$$\begin{aligned} x_c(T_{i+1}) &= x(T_{i+1}) + \hat{x}(T_{i+1}), \\ x_o(T_{i+1}) &= x(T_{i+1}) - \hat{x}(T_{i+1}), \\ x_c(T_{i+1}^-) &= x(T_{i+1}^-) + \hat{x}(T_{i+1}^-), \\ x_o(T_{i+1}^-) &= x(T_{i+1}^-) - \hat{x}(T_{i+1}^-). \end{aligned} \quad (33)$$

Similarly, if $r_{q_i} = n_{q_i} - 1$, then

$$\begin{aligned} x_c(T_{i+1}^-) &= x(T_{i+1}^-) + \begin{bmatrix} \hat{x}(T_{i+1}^-) \\ \mathbf{0} \end{bmatrix}, \\ x_o(T_{i+1}^-) &= x(T_{i+1}^-) - \begin{bmatrix} \hat{x}(T_{i+1}^-) \\ \mathbf{0} \end{bmatrix}. \end{aligned} \quad (34)$$

From (31)-(34), it follows that

$$\begin{aligned} x_c(T_{i+1}) &= \bar{M}_{q_{i+1}, \gamma_{i+1}, q_i} x_c(T_{i+1}^-), \\ x_o(T_{i+1}) &= \bar{M}_{q_{i+1}, \gamma_{i+1}, q_i} x_o(T_{i+1}^-). \end{aligned} \quad (35)$$

From (35) it then follows that

$$V(x(T_{i+1}), \hat{x}(T_{i+1})) = x_o^T(T_{i+1}^-) \bar{M}_{q_{i+1}, \gamma_{i+1}, q_i}^T \Lambda_{q_{i+1}} \bar{M}_{q_{i+1}, \gamma_{i+1}, q_i} x_o(T_{i+1}^-) + \beta^2 x_c^T(T_{i+1}^-) \bar{M}_{q_{i+1}, \gamma_{i+1}, q_i}^T \Lambda_{q_{i+1}}^{-1} \bar{M}_{q_{i+1}, \gamma_{i+1}, q_i} x_c(T_{i+1}^-). \quad (36)$$

From (30)-(29) it follows that

$$x_o^T(T_{i+1}^-) \bar{M}_{q_{i+1}, \gamma_{i+1}, q_i}^T \Lambda_{q_{i+1}} \bar{M}_{q_{i+1}, \gamma_{i+1}, q_i} x_o(T_{i+1}^-) \leq x_o^T(T_{i+1}^-) \Lambda_{q_i} x_o(T_{i+1}^-), \\ x_c^T(T_{i+1}^-) \bar{M}_{q_{i+1}, \gamma_{i+1}, q_i}^T \Lambda_{q_{i+1}}^{-1} \bar{M}_{q_{i+1}, \gamma_{i+1}, q_i} x_c(T_{i+1}^-) \leq x_c^T(T_{i+1}^-) \Lambda_{q_i}^{-1} x_c(T_{i+1}^-).$$

Hence, from (36), it follows that

$$V(x(T_{i+1}), \hat{x}(T_{i+1})) \leq x_o^T(T_{i+1}^-) \Lambda_{q_i} x_o(T_{i+1}^-) + \beta^2 x_c^T(T_{i+1}^-) \Lambda_{q_i}^{-1} x_c(T_{i+1}^-) = V(x(T_{i+1}^-), \hat{x}(T_{i+1}^-)),$$

i.e., (28) holds.

Consider now the case when $r_{q_{i+1}} = n_{q_{i+1}} - 1$, i.e., in mode q_{i+1} truncation takes place. In this case, $x(T_{i+1}) = \bar{M}_{q_{i+1}, \gamma_{i+1}, q_i} x(T_{i+1}^-)$, and

$$\hat{x}(T_{i+1}) = \bar{M}_{q_{i+1}, \gamma_{i+1}, q_i}^{11} \hat{x}(T_{i+1}^-) \\ = \bar{M}_{q_{i+1}, \gamma_{i+1}, q_i} \begin{bmatrix} \hat{x}(T_{i+1}^-) \\ 0 \end{bmatrix} - \begin{bmatrix} 0 \\ \bar{M}_{q_{i+1}, \gamma_{i+1}, q_i}^{21} \end{bmatrix} \hat{x}(T_{i+1}^-), \quad (37)$$

if $r_{q_i} = n_{q_i} - 1$, and

$$\hat{x}(T_{i+1}) = \bar{M}_{q_{i+1}, \gamma_{i+1}, q_i}^{11} \hat{x}(T_{i+1}^-) \\ = \bar{M}_{q_{i+1}, \gamma_{i+1}, q_i} \hat{x}(T_{i+1}^-) - \begin{bmatrix} 0 \\ \bar{M}_{q_{i+1}, \gamma_{i+1}, q_i}^{21} \end{bmatrix} \hat{x}(T_{i+1}^-), \quad (38)$$

if $r_q = n_q$. Notice that

$$x_c(T_{i+1}) = x(T_{i+1}) + \begin{bmatrix} \hat{x}(T_{i+1}) \\ 0 \end{bmatrix}, \\ x_o(T_{i+1}) = x(T_{i+1}) - \begin{bmatrix} \hat{x}(T_{i+1}) \\ 0 \end{bmatrix}, \quad (39)$$

and if $r_q = n_q$, then

$$x_c(T_{i+1}^-) = x(T_{i+1}^-) + \hat{x}(T_{i+1}^-), \\ x_o(T_{i+1}^-) = x(T_{i+1}^-) - \hat{x}(T_{i+1}^-), \quad (40)$$

and for $r_q = n_q - 1$,

$$x_c(T_{i+1}^-) = x(T_{i+1}^-) + \begin{bmatrix} \hat{x}(T_{i+1}^-) \\ 0 \end{bmatrix}, \\ x_o(T_{i+1}^-) = x(T_{i+1}^-) - \begin{bmatrix} \hat{x}(T_{i+1}^-) \\ 0 \end{bmatrix}. \quad (41)$$

From (37)-(41) it then follows that

$$x_c(T_{i+1}) = \bar{M}_{q_{i+1}, \gamma_{i+1}, q_i} x_c(T_{i+1}^-) - \begin{bmatrix} 0 \\ \bar{M}_{q_{i+1}, \gamma_{i+1}, q_i}^{21} \end{bmatrix} \hat{x}(T_{i+1}^-), \\ x_o(T_{i+1}) = \bar{M}_{q_{i+1}, \gamma_{i+1}, q_i} x_o(T_{i+1}^-) + \begin{bmatrix} 0 \\ \bar{M}_{q_{i+1}, \gamma_{i+1}, q_i}^{21} \end{bmatrix} \hat{x}(T_{i+1}^-). \quad (42)$$

From (42) it then follows that

$$x_o^T(T_{i+1}) \Lambda_{q_{i+1}} x_o(T_{i+1}) = \\ x_o^T(T_{i+1}^-) \bar{M}_{q_{i+1}, \gamma_{i+1}, q_i}^T \Lambda_{q_{i+1}} \bar{M}_{q_{i+1}, \gamma_{i+1}, q_i} x_o(T_{i+1}^-) + \\ 2x_o^T(T_{i+1}^-) \bar{M}_{q_{i+1}, \gamma_{i+1}, q_i}^T \Lambda_{q_{i+1}} \begin{bmatrix} 0 \\ \bar{M}_{q_{i+1}, \gamma_{i+1}, q_i}^{21} \end{bmatrix} \hat{x}(T_{i+1}^-) \\ + \left(\begin{bmatrix} 0 \\ \bar{M}_{q_{i+1}, \gamma_{i+1}, q_i}^{21} \end{bmatrix} \hat{x}(T_{i+1}^-) \right)^T \Lambda_{q_{i+1}} \begin{bmatrix} 0 \\ \bar{M}_{q_{i+1}, \gamma_{i+1}, q_i}^{21} \end{bmatrix} \hat{x}(T_{i+1}^-). \quad (43)$$

Since $\Lambda_{q_{i+1}} = \begin{bmatrix} \hat{\Lambda}_{q_{i+1}} & 0 \\ 0 & \beta_{q_{i+1}} \end{bmatrix}$, it follows that

$$\left(\begin{bmatrix} 0 \\ \bar{M}_{q_{i+1}, \gamma_{i+1}, q_i}^{21} \end{bmatrix} \hat{x}(T_{i+1}^-) \right)^T \Lambda_{q_{i+1}} \begin{bmatrix} 0 \\ \bar{M}_{q_{i+1}, \gamma_{i+1}, q_i}^{21} \end{bmatrix} \hat{x}(T_{i+1}^-) \\ = \beta_{q_{i+1}} \|\bar{M}_{q_{i+1}, \gamma_{i+1}, q_i}^{21} \hat{x}(T_{i+1}^-)\|_2^2.$$

Moreover,

$$2x_o^T(T_{i+1}^-) \bar{M}_{q_{i+1}, \gamma_{i+1}, q_i}^T \Lambda_{q_{i+1}} \begin{bmatrix} 0 \\ \bar{M}_{q_{i+1}, \gamma_{i+1}, q_i}^{21} \end{bmatrix} \hat{x}(T_{i+1}^-) = \\ \gamma_o - 2\beta_{q_{i+1}} \|\bar{M}_{q_{i+1}, \gamma_{i+1}, q_i}^{21} \hat{x}(T_{i+1}^-)\|_2^2,$$

where

$$\gamma_o = \begin{cases} 2\beta_{q_{i+1}} \left(\bar{M}_{q_{i+1}, \gamma_{i+1}, q_i}^{21} x_1(T_{i+1}^-) + \bar{M}_{q_{i+1}, \gamma_{i+1}, q_i}^{22} x_2(T_{i+1}^-) \right)^T \\ \times \bar{M}_{q_{i+1}, \gamma_{i+1}, q_i}^{21} \hat{x}(T_{i+1}^-) \text{ if } r_{q_i} = n_{q_i} - 1 \\ 2\beta_{q_{i+1}} \left(\bar{M}_{q_{i+1}, \gamma_{i+1}, q_i}^{21} x(T_{i+1}^-) \right)^T \\ \times \bar{M}_{q_{i+1}, \gamma_{i+1}, q_i}^{21} \hat{x}(T_{i+1}^-) \text{ if } r_{q_i} = n_{q_i} \end{cases}.$$

Hence, it follows that

$$x_o^T(T_{i+1}) \Lambda_{q_{i+1}} x_o(T_{i+1}) \\ = x_o^T(T_{i+1}^-) \bar{M}_{q_{i+1}, \gamma_{i+1}, q_i}^T \Lambda_{q_{i+1}} \bar{M}_{q_{i+1}, \gamma_{i+1}, q_i} x_o(T_{i+1}^-) \\ + \gamma_o - \beta_{q_{i+1}} \|\bar{M}_{q_{i+1}, \gamma_{i+1}, q_i}^{21} \hat{x}(T_{i+1}^-)\|_2^2. \quad (44)$$

With a similar reasoning,

$$x_c^T(T_{i+1}) \Lambda_{q_{i+1}}^{-1} x_c(T_{i+1}) \\ = x_c^T(T_{i+1}^-) \bar{M}_{q_{i+1}, \gamma_{i+1}, q_i}^T \Lambda_{q_{i+1}}^{-1} \bar{M}_{q_{i+1}, \gamma_{i+1}, q_i} x_c(T_{i+1}^-) \\ - 2x_c^T(T_{i+1}^-) \bar{M}_{q_{i+1}, \gamma_{i+1}, q_i}^T \Lambda_{q_{i+1}}^{-1} \begin{bmatrix} 0 \\ \bar{M}_{q_{i+1}, \gamma_{i+1}, q_i}^{21} \end{bmatrix} \hat{x}(T_{i+1}^-) \\ + \left(\begin{bmatrix} 0 \\ \bar{M}_{q_{i+1}, \gamma_{i+1}, q_i}^{21} \end{bmatrix} \hat{x}(T_{i+1}^-) \right)^T \Lambda_{q_{i+1}}^{-1} \begin{bmatrix} 0 \\ \bar{M}_{q_{i+1}, \gamma_{i+1}, q_i}^{21} \end{bmatrix} \hat{x}(T_{i+1}^-). \quad (45)$$

Since $\Lambda_{q_{i+1}}^{-1} = \begin{bmatrix} \hat{\Lambda}_{q_{i+1}}^{-1} & 0 \\ 0 & \beta_{q_{i+1}}^{-1} \end{bmatrix}$, we can again write that

$$\left(\begin{bmatrix} 0 \\ \bar{M}_{q_{i+1}, \gamma_{i+1}, q_i}^{21} \end{bmatrix} \hat{x}(T_{i+1}^-) \right)^T \Lambda_{q_{i+1}}^{-1} \begin{bmatrix} 0 \\ \bar{M}_{q_{i+1}, \gamma_{i+1}, q_i}^{21} \end{bmatrix} \hat{x}(T_{i+1}^-) \\ = \beta_{q_{i+1}}^{-1} \|\bar{M}_{q_{i+1}, \gamma_{i+1}, q_i}^{21} \hat{x}(T_{i+1}^-)\|_2^2,$$

and

$$2x_c^T(T_{i+1}^-) \bar{M}_{q_{i+1}, \gamma_{i+1}, q_i}^T \Lambda_{q_{i+1}}^{-1} \begin{bmatrix} 0 \\ \bar{M}_{q_{i+1}, \gamma_{i+1}, q_i}^{21} \end{bmatrix} \hat{x}(T_{i+1}^-) \\ = \gamma_c + 2\beta_{q_{i+1}}^{-1} \|\bar{M}_{q_{i+1}, \gamma_{i+1}, q_i}^{21} \hat{x}(T_{i+1}^-)\|_2^2,$$

where

$$\gamma_c = \begin{cases} 2\beta_{q_{i+1}}^{-1} \left(\bar{M}_{q_{i+1}, \gamma_{i+1}, q_i}^{21} x_1(T_{i+1}^-) + \bar{M}_{q_{i+1}, \gamma_{i+1}, q_i}^{22} x_2(T_{i+1}^-) \right)^T \\ \times \bar{M}_{q_{i+1}, \gamma_{i+1}, q_i}^{21} \hat{x}(T_{i+1}^-) \text{ if } r_{q_i} = n_{q_i} - 1 \\ 2\beta_{q_{i+1}}^{-1} \left(\bar{M}_{q_{i+1}, \gamma_{i+1}, q_i}^{21} x(T_{i+1}^-) \right)^T \\ \times \bar{M}_{q_{i+1}, \gamma_{i+1}, q_i}^{21} \hat{x}(T_{i+1}^-) \text{ if } r_{q_i} = n_{q_i} \end{cases},$$

and hence

$$\begin{aligned} & x_c^T(T_{i+1})\Lambda_{q_{i+1}}^{-1}x_c(T_{i+1}) \\ &= x_c^T(T_{i+1}^-)\bar{M}_{q_{i+1},\gamma_{i+1},q_i}^T\Lambda_{q_{i+1}}^{-1}\bar{M}_{q_{i+1},\gamma_{i+1},q_i}x_c(T_{i+1}^-) \\ &\quad - \gamma_c - \beta_{q_{i+1}}^{-1}\|\bar{M}_{q_{i+1},\gamma_{i+1},q_i}^{21}\hat{x}(T_{i+1}^-)\|_2^2. \end{aligned} \quad (46)$$

Note that $\beta = \beta_{q_{i+1}}$ since it was assumed that $r_{q_{i+1}} = n_{q_{i+1}} - 1$. Moreover, notice that $\beta_{q_{i+1}}^2\gamma_c = \gamma_o$, hence by using (44) and (46)

$$\begin{aligned} & V(x(T_{i+1}),\hat{x}(T_{i+1})) \\ &= x_o^T(T_{i+1})\Lambda_{q_{i+1}}x_o(T_{i+1}) + \beta^2x_c^T(T_{i+1})\Lambda_{q_{i+1}}^{-1}x_c(T_{i+1}) \\ &= x_o^T(T_{i+1}^-)\bar{M}_{q_{i+1},\gamma_{i+1},q_i}^T\Lambda_{q_{i+1}}\bar{M}_{q_{i+1},\gamma_{i+1},q_i}x_o(T_{i+1}^-) \\ &\quad + \gamma_o - \beta_{q_{i+1}}\|\bar{M}_{q_{i+1},\gamma_{i+1},q_i}^{21}\hat{x}(T_{i+1}^-)\|_2^2 \\ &\quad + \beta_{q_{i+1}}^2x_c^T(T_{i+1}^-)\bar{M}_{q_{i+1},\gamma_{i+1},q_i}^T\Lambda_{q_{i+1}}^{-1}\bar{M}_{q_{i+1},\gamma_{i+1},q_i}x_c(T_{i+1}^-) \\ &\quad - \beta_{q_{i+1}}^2\gamma_c - \beta_{q_{i+1}}^2\beta_{q_{i+1}}^{-1}\|\bar{M}_{q_{i+1},\gamma_{i+1},q_i}^{21}\hat{x}(T_{i+1}^-)\|_2^2, \end{aligned}$$

and therefore

$$\begin{aligned} & V(x(T_{i+1}),\hat{x}(T_{i+1})) \\ &= x_o^T(T_{i+1}^-)\bar{M}_{q_{i+1},\gamma_{i+1},q_i}^T\Lambda_{q_{i+1}}\bar{M}_{q_{i+1},\gamma_{i+1},q_i}x_o(T_{i+1}^-) \\ &\quad + \beta^2x_c^T(T_{i+1}^-)\bar{M}_{q_{i+1},\gamma_{i+1},q_i}^T\Lambda_{q_{i+1}}^{-1}\bar{M}_{q_{i+1},\gamma_{i+1},q_i}x_c(T_{i+1}^-) \\ &\quad - 2\beta\|\bar{M}_{q_{i+1},\gamma_{i+1},q_i}^{21}\hat{x}(T_{i+1}^-)\|_2^2. \end{aligned}$$

Using that $2\beta^2\|\bar{M}_{q_{i+1},\gamma_{i+1},q_i}^{21}\hat{x}(T_{i+1}^-)\|_2^2 \geq 0$, it then follows that

$$\begin{aligned} & V(x(T_{i+1}),\hat{x}(T_{i+1})) \\ &\leq x_o^T(T_{i+1}^-)\bar{M}_{q_{i+1},\gamma_{i+1},q_i}^T\Lambda_{q_{i+1}}\bar{M}_{q_{i+1},\gamma_{i+1},q_i}x_o(T_{i+1}^-) \\ &\quad + \beta^2x_c^T(T_{i+1}^-)\bar{M}_{q_{i+1},\gamma_{i+1},q_i}^T\Lambda_{q_{i+1}}^{-1}\bar{M}_{q_{i+1},\gamma_{i+1},q_i}x_c(T_{i+1}^-). \end{aligned}$$

From (30) and (29), it then follows that

$$\begin{aligned} & V(x(T_{i+1}),\hat{x}(T_{i+1})) \\ &\leq x_o^T(T_{i+1}^-)\bar{M}_{q_{i+1},\gamma_{i+1},q_i}^T\Lambda_{q_{i+1}}\bar{M}_{q_{i+1},\gamma_{i+1},q_i}x_o(T_{i+1}^-) \\ &\quad + \beta^2x_c^T(T_{i+1}^-)\bar{M}_{q_{i+1},\gamma_{i+1},q_i}^T\Lambda_{q_{i+1}}^{-1}\bar{M}_{q_{i+1},\gamma_{i+1},q_i}x_c(T_{i+1}^-) \\ &\leq x_o^T(T_{i+1}^-)\Lambda_{q_i}x_o(T_{i+1}^-) + \beta^2x_c^T(T_{i+1}^-)\Lambda_{q_i}^{-1}x_c(T_{i+1}^-) \\ &= V(x(T_{i+1}^-),\hat{x}(T_{i+1}^-)), \end{aligned}$$

i.e., (28) holds. \blacksquare

Proof of Theorem 2: From Lemma 7 it follows that

$$\begin{aligned} V(x(s),\hat{x}(s)) - V(x(T_i),\hat{x}(T_i)) &= \int_{T_i}^s \frac{\partial V(x_o(t),x_c(t))}{\partial t} dt \\ &\leq 4\beta^2 \int_{T_i}^s \|u(t)\|_2^2 dt - \int_{T_i}^s \|y(t) - \hat{y}(t)\|_2^2 dt, \end{aligned}$$

and hence

$$\begin{aligned} & V(x(T_{i+1}^-),\hat{x}(T_{i+1}^-)) - V(x(T_i),\hat{x}(T_i)) \\ &\leq 4\beta^2 \int_{T_i}^{T_{i+1}} \|u(t)\|_2^2 dt - \int_{T_i}^{T_{i+1}} \|y(t) - \hat{y}(t)\|_2^2 dt. \end{aligned}$$

By Lemma 8, $V(x(T_{i+1}),\hat{x}(T_{i+1})) \leq V(x(T_{i+1}^-),\hat{x}(T_{i+1}^-))$ and hence

$$\begin{aligned} & V(x(T_{i+1}),\hat{x}(T_{i+1})) - V(x(T_i),\hat{x}(T_i)) \\ &\leq 4\beta^2 \int_{T_i}^{T_{i+1}} \|u(t)\|_2^2 dt - \int_{T_i}^{T_{i+1}} \|y(t) - \hat{y}(t)\|_2^2 dt. \end{aligned}$$

By summing up the inequalities above,

$$\begin{aligned} & V(x(T_k),\hat{x}(T_k)) - V(x(T_0),\hat{x}(T_0)) \\ &= \sum_{i=0}^{k-1} V(x(T_{i+1}),\hat{x}(T_{i+1})) - V(x(T_i),\hat{x}(T_i)) \\ &\leq \sum_{i=0}^{k-1} 4\beta^2 \int_{T_i}^{T_{i+1}} \|u(t)\|_2^2 dt \\ &\quad - \int_{T_i}^{T_{i+1}} \|y(t) - \hat{y}(t)\|_2^2 dt \\ &= 4\beta^2 \int_{T_0}^{T_k} \|u(t)\|_2^2 dt - \int_{T_0}^{T_k} \|y(t) - \hat{y}(t)\|_2^2 dt. \end{aligned}$$

Using that $T_0 = 0$, $x(0) = 0$, $\hat{x}(0) = 0$, and $V(0,0) = 0$ and $V(x(T_k),\hat{x}(T_k)) \geq 0$, it follows that

$$\begin{aligned} 0 &\leq 4\beta^2 \int_0^{T_k} \|u(t)\|_2^2 dt - \int_0^{T_k} \|y(t) - \hat{y}(t)\|_2^2 dt \Leftrightarrow \\ &\int_0^{T_k} \|y(t) - \hat{y}(t)\|_2^2 dt \leq 4\beta^2 \int_0^{T_k} \|u(t)\|_2^2 dt. \end{aligned}$$

Since $\lim_{k \rightarrow \infty} T_k = \infty$, the statement of the theorem follows \blacksquare

IV. NUMERICAL EXAMPLES

In this section, we analyze the practical applicability of the proposed MOR procedure. We consider a low-order artificial example represented by a linear hybrid systems with four subsystems.

First, we characterize the discrete dynamics. The discrete state-transition map $\delta : \Omega \times \Gamma \rightarrow \Omega$ can be described in two ways, explicitly, i.e.:

$$\begin{cases} \text{Mode } \mathbf{q}_1 : & \delta(q_1, \mathbf{0}) = q_4, & \delta(q_1, \mathbf{1}) = q_2, \\ \text{Mode } \mathbf{q}_2 : & \delta(q_2, \mathbf{0}) = q_3, & \delta(q_2, \mathbf{1}) = q_4, \\ \text{Mode } \mathbf{q}_3 : & \delta(q_3, \mathbf{0}) = q_4, & \delta(q_3, \mathbf{1}) = q_1, \\ \text{Mode } \mathbf{q}_4 : & \delta(q_4, \mathbf{0}) = q_2, & \delta(q_4, \mathbf{1}) = q_3. \end{cases}$$

or using a directed graph, i.e. as in Fig. 1.

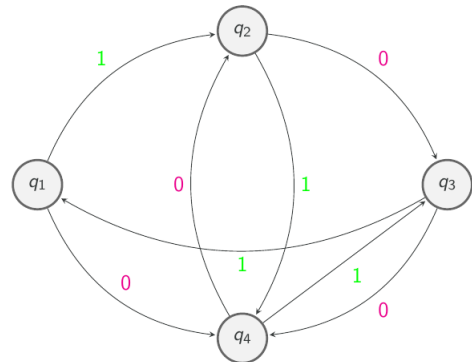


Fig. 1. Directed graph representation of the state transition map.

Next, we explicitly introduce the chosen discrete event signal $\gamma: \mathbb{R}_+ \rightarrow \Gamma$ and also the discrete state trajectory $q: \mathbb{R}_+ \rightarrow \Omega$

$$\gamma(t) = \begin{cases} 1, & t \in [0, T_1), \\ 0, & t \in [T_1, T_2), \\ 1, & t \in [T_2, T_3), \\ \dots & \\ 1, & t \in [T_{10}, T_{11}). \end{cases} \quad q(t) = \begin{cases} q_2, & t \in [0, T_1), \\ q_3, & t \in [T_1, T_2), \\ q_1, & t \in [T_2, T_3), \\ \dots & \\ q_4, & t \in [T_{10}, T_{11}), \end{cases} \quad (47)$$

with given T_1, \dots, T_{11} (see Fig. 2). Additionally, in Fig. 2, we depict the two signals introduced in (47), i.e. $\gamma(t)$ and $q(t)$ as a function of time (the time interval for this application was chosen to be $[0, 15]$ seconds).

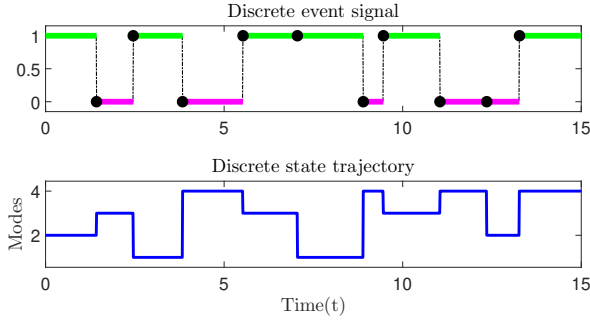


Fig. 2. The discrete event signal $\gamma(t)$ (up) and the discrete state trajectory $q(t)$ (down).

Finally, we proceed to the description of the continuous dynamics. Hence, the system matrices $(A_q, B_q, C_q), 1 \leq q \leq 3$ corresponding to the linear hybrid system under consideration are written as follows:

$$\begin{aligned} A_1 &= \begin{bmatrix} -1 & 0 & 0 \\ 0 & -3 & 0 \\ 0 & 0 & -4 \end{bmatrix}, \quad A_2 = \begin{bmatrix} -2 & 0 \\ 0 & -1 \end{bmatrix}, \\ A_3 &= \begin{bmatrix} -3 & 0 & 0 \\ 0 & -1 & 0 \\ 0 & 0 & -2 \end{bmatrix}, \quad A_4 = \begin{bmatrix} 1 & 0 \\ 0 & \frac{1}{2} \end{bmatrix}, \\ B_1 &= \begin{bmatrix} 1 \\ -1 \\ 1 \end{bmatrix}, \quad B_2 = \begin{bmatrix} 1 \\ 1 \end{bmatrix}, \quad B_3 = \begin{bmatrix} 1 \\ 1 \\ 3 \end{bmatrix}, \\ B_4 &= \begin{bmatrix} 2 \\ -1 \end{bmatrix}, \quad C_1 = [1 \quad -1 \quad 1], \quad C_2 = [1 \quad \frac{3}{2}], \\ C_3 &= [1 \quad 1 \quad 1], \quad C_4 = [2 \quad 1]. \end{aligned}$$

Additionally, the reset maps are given by the following matrices

$$\begin{aligned} M_{4,0,1} &= \frac{1}{\tau} \begin{bmatrix} 0 & 0 & -1 \\ 0 & \frac{1}{2} & 0 \end{bmatrix}, \quad M_{2,1,1} = \frac{1}{\tau} \begin{bmatrix} 0 & 1 & 0 \\ 1 & 0 & 0 \end{bmatrix}, \\ M_{3,0,2} &= \frac{1}{\tau} \begin{bmatrix} 0 & 1 \\ 1 & 0 \\ 0 & 0 \end{bmatrix}, \quad M_{4,1,2} = \frac{1}{\tau} \begin{bmatrix} -1 & 1 \\ 0 & 1 \end{bmatrix}, \\ M_{4,0,3} &= \frac{1}{\tau} \begin{bmatrix} 0 & 0 & 1 \\ 0 & 0 & 0 \end{bmatrix}, \quad M_{1,1,3} = \frac{1}{\tau} \begin{bmatrix} 1 & -1 & 0 \\ 0 & 0 & 1 \\ 0 & -1 & 0 \end{bmatrix}, \\ M_{2,0,4} &= \frac{1}{\tau} \begin{bmatrix} -1 & 0 \\ 0 & -\frac{1}{2} \end{bmatrix}, \quad M_{3,1,4} = \frac{1}{\tau} \begin{bmatrix} -1 & 0 \\ 1 & 0 \\ 0 & \frac{1}{2} \end{bmatrix}. \end{aligned}$$

In the definition of the reset maps, one can observe that the scale $\tau > 0$ is used. More precisely, in what follows, the value $\tau = 3$ was chosen for performing the numerical computations.

We perform a time-domain simulation by using as continuous control input, the function $u(t) = 5 \sin(20t)e^{-t/5} + 0.5e^{-t/2}$. In Fig. 3, we depict both the control input $u(t)$ and the observed output $y(t)$ (as introduced in (2))

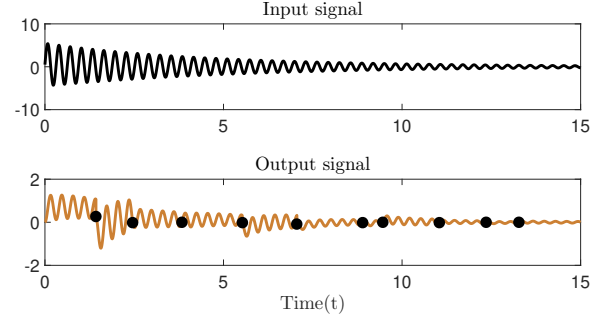


Fig. 3. The control input $u(t)$ (up) and the observed output $y(t)$ (down).

The next step is to find appropriate Gramians to be used in the balanced truncation procedure. We start by first computing the observability Gramians.

We are looking for positive definite matrices that satisfy the conditions in (4). Hence, for each mode, we explicitly state the corresponding LMIs:

- Mode 1: $\begin{cases} A_1^T \mathcal{Q}_1 + \mathcal{Q}_1 A_1 + C_1^T C_1 < 0, \\ M_{4,0,1}^T \mathcal{Q}_4 M_{4,0,1} - \mathcal{Q}_1 \leq 0, \\ M_{2,1,1}^T \mathcal{Q}_2 M_{2,1,1} - \mathcal{Q}_1 \leq 0. \end{cases}$
- Mode 2: $\begin{cases} A_2^T \mathcal{Q}_2 + \mathcal{Q}_2 A_2 + C_2^T C_2 < 0, \\ M_{3,0,2}^T \mathcal{Q}_3 M_{3,0,2} - \mathcal{Q}_2 \leq 0, \\ M_{4,1,2}^T \mathcal{Q}_4 M_{4,1,2} - \mathcal{Q}_2 \leq 0. \end{cases}$
- Mode 3: $\begin{cases} A_3^T \mathcal{Q}_3 + \mathcal{Q}_3 A_3 + C_3^T C_3 < 0, \\ M_{4,0,3}^T \mathcal{Q}_4 M_{4,0,3} - \mathcal{Q}_3 \leq 0, \\ M_{1,1,3}^T \mathcal{Q}_1 M_{1,1,3} - \mathcal{Q}_3 \leq 0. \end{cases}$
- Mode 4: $\begin{cases} A_4^T \mathcal{Q}_4 + \mathcal{Q}_4 A_4 + C_4^T C_4 < 0, \\ M_{2,0,4}^T \mathcal{Q}_2 M_{2,0,4} - \mathcal{Q}_4 \leq 0, \\ M_{3,1,4}^T \mathcal{Q}_3 M_{3,1,4} - \mathcal{Q}_4 \leq 0. \end{cases}$

It is to be remarked that, for $\tau = 1$, the above systems of LMIs could not be solved (by means of the optimization software provided in [25] and [26]). Nevertheless, when choosing $\tau = 3$, we were able to find a valid solution, i.e. a collection of positive definite matrices $\{\mathcal{Q}_1, \mathcal{Q}_2, \mathcal{Q}_3, \mathcal{Q}_4\}$. More precisely,

we could find:

$$\begin{aligned}\mathcal{Q}_1 &= \begin{bmatrix} 3.2662 & -0.1118 & 0.0733 \\ -0.1118 & 1.7564 & -0.0693 \\ 0.0733 & -0.0693 & 1.4755 \end{bmatrix}, \\ \mathcal{Q}_2 &= \begin{bmatrix} 2.4546 & -0.0023 \\ -0.0023 & 4.0827 \end{bmatrix}, \\ \mathcal{Q}_3 &= \begin{bmatrix} 1.7873 & -0.0041 & 0.0752 \\ -0.0041 & 3.4766 & 0.1468 \\ 0.0752 & 0.1468 & 2.4182 \end{bmatrix}, \\ \mathcal{Q}_4 &= \begin{bmatrix} 3.9745 & 0.6789 \\ 0.6789 & 4.6925 \end{bmatrix}.\end{aligned}$$

Next, we need to find positive definite matrices \mathcal{P}_i that satisfy the conditions in (5). For each mode, we will state the corresponding LMIs:

- Mode 1: $\begin{cases} A_1 \mathcal{P}_1 + \mathcal{P}_1 A_1^T + B_1 B_1^T < 0, \\ M_{1,1,3} \mathcal{P}_3 M_{1,1,3}^T - \mathcal{P}_1 \leq 0, \end{cases}$
- Mode 2: $\begin{cases} A_2 \mathcal{P}_2 + \mathcal{P}_2 A_2^T + B_2 B_2^T < 0, \\ M_{2,0,4} \mathcal{P}_4 M_{2,0,4}^T - \mathcal{P}_2 \leq 0, \\ M_{2,1,1} \mathcal{P}_1 M_{2,1,1}^T - \mathcal{P}_2 \leq 0. \end{cases}$
- Mode 3: $\begin{cases} A_3 \mathcal{P}_3 + \mathcal{P}_3 A_3^T + B_3 B_3^T < 0, \\ M_{3,0,2} \mathcal{P}_2 M_{3,0,2}^T - \mathcal{P}_3 \leq 0, \\ M_{3,1,4} \mathcal{P}_4 M_{3,1,4}^T - \mathcal{P}_3 \leq 0. \end{cases}$
- Mode 4: $\begin{cases} A_4 \mathcal{P}_4 + \mathcal{P}_4 A_4^T + B_4 B_4^T < 0, \\ M_{4,0,1} \mathcal{P}_1 M_{4,0,1}^T - \mathcal{P}_4 \leq 0, \\ M_{4,0,3} \mathcal{P}_3 M_{4,0,3}^T - \mathcal{P}_4 \leq 0, \\ M_{4,1,2} \mathcal{P}_2 M_{4,1,2}^T - \mathcal{P}_4 \leq 0. \end{cases}$

Again, for $\tau = 3$, we could find the following matrices

$$\begin{aligned}\mathcal{P}_1 &= \begin{bmatrix} 5.3173 & -0.1332 & 0.3859 \\ -0.1332 & 2.3055 & -0.0914 \\ 0.3859 & -0.0914 & 1.9288 \end{bmatrix}, \\ \mathcal{P}_2 &= \begin{bmatrix} 3.8471 & 0.1453 \\ 0.1453 & 5.3503 \end{bmatrix}, \\ \mathcal{P}_3 &= \begin{bmatrix} 3.1234 & -0.0344 & 0.3250 \\ -0.0344 & 5.2759 & 0.5661 \\ 0.3250 & 0.5661 & 4.5523 \end{bmatrix}, \\ \mathcal{P}_4 &= \begin{bmatrix} 6.2062 & -0.3344 \\ -0.3344 & 7.4608 \end{bmatrix}.\end{aligned}$$

Next, we present the Gramians in balanced representation, i.e. the diagonal matrices Λ_q from step 2 of Procedure 1.

$$\begin{aligned}\Lambda_1 &= \text{diag}(4.1894, 2.0184, 1.6542), \\ \Lambda_2 &= \text{diag}(4.6754, 3.0703), \\ \Lambda_3 &= \text{diag}(4.3741, 3.2543, 2.3291), \\ \Lambda_4 &= \text{diag}(5.9718, 4.8538).\end{aligned}$$

By choosing the reduction orders to be $r_1 = 2, r_2 = 2, r_3 = 2$ and $r_4 = 2$ (a dimension reduction is performed only for the first and third mode), we put together a reduced-order linear hybrid system. The time-domain simulation results are depicted in Fig. 4.

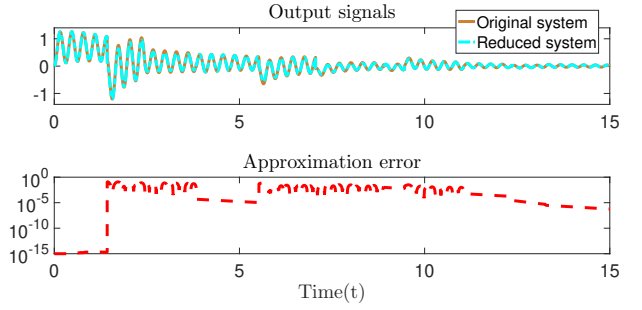


Fig. 4. The observed outputs for the original and reduced systems and the deviation between them (for the first choice of r_k 's).

Next, we reduce the dimension of the systems corresponding to the second and fourth modes as well. Hence, choose reduction orders $r_1 = 2, r_2 = 1, r_3 = 2$ and $r_4 = 1$. The time-domain simulation results are depicted in Fig. 5.

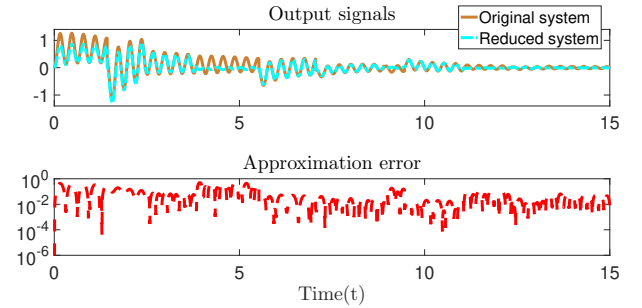


Fig. 5. The observed outputs for the original and reduced systems and the deviation between them (for the second choice of r_k 's).

V. CONCLUSION

In this paper a balanced truncation procedure for reducing linear hybrid systems was proposed. For each linear subsystem, specific Gramian matrices were computed by solving particular LMIs. An analytical error bound in terms of singular values of the Gramians was also provided.

We demonstrated the effectiveness of the procedure through a numerical example. Extensions that could be further developed include extending the proposed procedure to the case of hybrid systems with mild nonlinearities (such as systems with bilinear or stochastic behavior).

APPENDIX

Proof of Lemma 2: Assume that H is quadratically stable and assume that the positive definite matrices $\{P_q\}_{q \in Q}$ satisfy (8). Then for suitable $\gamma_q > 0$, $A_q^T P_q + P_q A_q < -\gamma_q I_{n_q}$. Note that $C_q^T C_q \leq \mu_q I_{n_q}$ for a suitable $\mu_q > 0$. By taking $\mu = \min\{\frac{\gamma_q}{\mu_q}\}_{q \in Q}$, it then follows that $A_q^T P_q + P_q A_q + \mu C_q^T C_q < 0$ from which it follows that $\mathcal{Q}_q = \frac{1}{\mu} P_q$ is a generalized observability Gramian. Similarly, by replacing $C_q^T C_q$ by $P_q B_q B_q^T P_q$ and repeating the argument above it follows that $A_q^T P_q + P_q A_q + \mu P_q B_q B_q^T P_q < 0$ and by multiplying the latter LMI by P_q^{-1} from right and left it follows that $A_q P_q^{-1} + P_q^{-1} A_q^T + \mu B_q B_q^T < 0$ from which, using the second equation of (8) and (10) it follows that $\mathcal{P}_q = \frac{1}{\mu} P_q^{-1}$ is a generalized reachability Gramian. Conversely, if $\{\mathcal{Q}_q\}_{q \in Q}$ are generalized observability Gramians, then

$A_q^T \mathcal{Q}_q + \mathcal{Q}_q A_q < -C_q^T C_q \leq 0$ and hence $P_q = \mathcal{Q}_q$ satisfy (8). Similarly, if $\{\mathcal{P}_q\}_{q \in Q}$ are generalized reachability Gramians, then by applying (7) with $u = 0$ implies that $P_q = \mathcal{P}_q^{-1}$, $q \in Q$ satisfy (8). ■

Proof of Lemma 3: Let $x(t)$ be the corresponding solution to the LHS in (1), and also introduce the function

$$V(x(t)) = \begin{cases} x^T(t) \mathcal{Q}_{q_0} x(t), & t \in [0, t_1) \\ x^T(t) \mathcal{Q}_{q_i} x(t), & t \in [T_{i-1}, T_i), i \geq 2 \end{cases}, \quad (48)$$

where $T_i = \sum_{\ell=1}^i t_\ell$. By considering the uncontrolled case, the input function is considered to be $u(t) = 0$, $\forall t$. Using that $\frac{dx(t)}{dt} = A_{q_i} x(t)$, write the derivative of $V(t)$ from (48) for $t \in [T_{i-1}, T_i)$,

$$\begin{aligned} \frac{\partial V(x(t))}{\partial t} &= \frac{dx^T(t)}{dt} \mathcal{Q}_{q_i} x(t) + x^T(t) \mathcal{Q}_{q_i} \frac{dx(t)}{dt} \\ &= x^T(t) (A_{q_i}^T \mathcal{Q}_{q_i} + \mathcal{Q}_{q_i} A_{q_i}) x(t). \end{aligned}$$

By substituting the first inequality in (4) into the above relation, and using that $y(t) = C_{q_i} x(t)$, $t \in [T_{i-1}, T_i)$, it follows that

$$\frac{\partial V(x(t))}{\partial t} \leq -y(t)^T y(t). \quad (49)$$

Introduce the following notation

$$x(T_i^-) = \lim_{t \nearrow T_i} x(t), \quad V(x(T_i^-)) = \lim_{t \nearrow T_i} V(x(t)). \quad (50)$$

By integrating the inequality (49) from T_{i-1} to $t \in [T_{i-1}, T_i)$, it follows that

$$V(x(t)) - V(x(T_{i-1})) \leq - \int_{T_{i-1}}^t y(s)^T y(s) ds. \quad (51)$$

Using that $x(T_i) = M_{q_{i+1}, \gamma, q_i} x(T_i^-)$, write

$$V(x(T_i)) = x^T(T_i^-) M_{q_{i+1}, \gamma, q_i}^T \mathcal{Q}_{q_{i+1}} M_{q_{i+1}, \gamma, q_i} x(T_i^-). \quad (52)$$

From the second inequality in (4), i.e. $M_{q_{i+1}, \gamma, q_i}^T \mathcal{Q}_{q_{i+1}} M_{q_{i+1}, \gamma, q_i} \leq \mathcal{Q}_{q_i}$, write

$$\begin{aligned} V(x(T_i)) &= x^T(T_i^-) M_{q_{i+1}, \gamma, q_i}^T \mathcal{Q}_{q_{i+1}} M_{q_{i+1}, \gamma, q_i} x(T_i^-) \\ &\leq x^T(T_i^-) \mathcal{Q}_{q_i} x(T_i^-). \end{aligned} \quad (53)$$

Therefore, from (50), it follows that

$$V(x(T_i)) \leq V(x(T_i^-)). \quad (54)$$

Putting together the inequalities in (51) and (54), it follows that

$$V(x(T_i)) - V(x(T_{i-1})) \leq - \int_{T_{i-1}}^{T_i} y(s)^T y(s) ds. \quad (55)$$

Now using the convention $T_0 = 0$ and adding all the inequalities in (55), we obtain

$$\begin{aligned} \sum_{i=1}^{\ell} V(x(T_i)) - V(x(T_{i-1})) &\leq - \sum_{i=1}^{\ell} \int_{T_{i-1}}^{T_i} y(s)^T y(s) ds \\ \Rightarrow V(x(T_\ell)) - V(x(0)) &\leq - \int_0^{T_\ell} y(s)^T y(s) ds. \end{aligned} \quad (56)$$

Since $V(x(T_\ell)) = x^T(T_\ell) \mathcal{Q}_{q_{\ell+1}} x(T_\ell) \geq 0$, from (56) it follows that,

$$V(x(0)) \geq \int_0^{T_\ell} y(s)^T y(s) ds, \quad \forall \ell \geq 0. \quad (57)$$

By using that $V(x(0)) = x(0)^T \mathcal{Q}_{q_0} x(0)$, the result in Lemma 3 is hence proven. ■

Proof of Lemma 4: Recall that \mathcal{P}_q satisfies the first inequality in (5). By multiplying this inequality with \mathcal{P}_q^{-1} both to the left and to the right, we write

$$A_q^T \mathcal{P}_q^{-1} + \mathcal{P}_q^{-1} A_q + \mathcal{P}_q^{-1} B_q B_q^T \mathcal{P}_q^{-1} < \mathbf{0}. \quad (58)$$

Let $x(t)$ be the corresponding solution to the LHS in (1), and also introduce the function

$$W(x(t)) = \begin{cases} x^T(t) \mathcal{P}_{q_1}^{-1} x(t), & t \in [0, t_1), \\ x^T(t) \mathcal{P}_{q_i}^{-1} x(t), & t \in [T_{i-1}, T_i), i \geq 2 \end{cases}. \quad (59)$$

Using that $\dot{x}(t) = A_{q_i} x(t) + B_{q_i} u(t)$ and the definition of $W(x(t))$ in (59), for $t \in [T_{i-1}, T_i)$, we have

$$\begin{aligned} \frac{\partial W(x(t))}{\partial t} &= \frac{dx^T(t)}{dt} \mathcal{P}_{q_i}^{-1} x(t) + x^T(t) \mathcal{P}_{q_i}^{-1} \frac{dx(t)}{dt} \\ &= x^T(t) (A_{q_i}^T \mathcal{P}_{q_i}^{-1} + \mathcal{P}_{q_i}^{-1} A_{q_i}) x(t) + 2x(t)^T \mathcal{P}_{q_i}^{-1} B_{q_i} u(t), \end{aligned}$$

and by using the inequality in (58), it follows that

$$\begin{aligned} \frac{\partial W(x(t))}{\partial t} &\leq -x(t)^T \mathcal{P}_{q_i}^{-1} B_{q_i} B_{q_i}^T \mathcal{P}_{q_i}^{-1} x(t) + 2x(t)^T \mathcal{P}_{q_i}^{-1} B_{q_i} u(t) \\ &= -\|B_{q_i}^T \mathcal{P}_{q_i}^{-1} x(t) - u(t)\|_2^2 + u(t)^T u(t). \end{aligned} \quad (60)$$

Hence, the following inequality holds as,

$$\frac{\partial W(x(t))}{\partial t} \leq u(t)^T u(t), \quad t \in [T_{i-1}, T_i). \quad (61)$$

Using (61) and integrating from T_{i-1} to t , we obtain

$$W(x(t)) - W(x(T_{i-1})) \leq \int_{T_{i-1}}^t u^T(s) u(s) ds. \quad (62)$$

Using that $x(T_i) = M_{q_{i+1}, \gamma, q_i} x(T_i^-)$, write

$$W(x(T_i)) = x^T(T_i^-) M_{q_{i+1}, \gamma, q_i}^T \mathcal{P}_{q_{i+1}}^{-1} M_{q_{i+1}, \gamma, q_i} x(T_i^-). \quad (63)$$

From the second inequality in (7), one can directly derive that $M_{q_{i+1}, \gamma, q_i}^T \mathcal{P}_{q_{i+1}}^{-1} M_{q_{i+1}, \gamma, q_i} \leq \mathcal{P}_{q_i}^{-1}$. Then,

$$\begin{aligned} W(x(T_i)) &= x^T(T_i^-) M_{q_{i+1}, \gamma, q_i}^T \mathcal{P}_{q_{i+1}}^{-1} M_{q_{i+1}, \gamma, q_i} x(T_i^-) \\ &\leq x^T(T_i^-) \mathcal{P}_{q_i}^{-1} x(T_i^-). \end{aligned} \quad (64)$$

Therefore, it follows that $W(x(T_i)) \leq W(x(T_i^-))$, where $W(x(T_i^-)) = \lim_{t \uparrow T_i} W(x(t))$ for $i > 0$ and $W(x(0^-)) = W(x(0))$.

By combining this inequality with the inequality in (62), one can write

$$\begin{aligned} W(x(T_i^-)) - W(x(T_{i-1}^-)) &\leq \int_{T_{i-1}}^{T_i} u^T(s)u(s)ds \Rightarrow \\ \sum_{i=1}^{\ell} W(x(T_i^-)) - W(x(T_{i-1}^-)) &\leq \sum_{i=1}^{\ell} \int_{T_{i-1}}^{T_i} u^T(s)u(s)ds \Rightarrow \\ W(x(T_\ell^-)) - W(x(0^-)) &\leq \int_0^{T_\ell} u^T(s)u(s)ds. \end{aligned} \quad (65)$$

Since $x(0) = \mathbf{0}$, it follows that $W(x(0^-)) = \mathbf{0}$. Also, from the definition of the function W , it is clear that $W(x(T_\ell^-)) = x^T(T_\ell^-) \mathcal{P}_{q_\ell}^{-1} x(T_\ell^-)$. Hence, from (65), we directly conclude that

$$x^T(T_\ell^-) \mathcal{P}_{q_\ell}^{-1} x(T_\ell^-) \leq \int_0^{T_\ell} u^T(s)u(s)ds, \quad \forall \ell \geq 1, \quad (66)$$

which proves the result in Lemma 4. \blacksquare

Proof of Lemma 5: It is easy to see that $\mathbf{S}_q^T \Lambda_q \mathbf{S}_q = \mathcal{Q}_q$ and $\mathbf{S}_q^{-1} \Lambda_q \mathbf{S}_q^{-T} = \mathcal{P}_q$. From $\mathbf{S}_q^T \Lambda_q \mathbf{S}_q = \mathcal{Q}_q$ it follows that

$$\begin{aligned} \bar{A}_q^T \Lambda_q + \Lambda_q \bar{A}_q + \bar{C}_q^T \bar{C}_q &< 0, \\ \forall \gamma \in \Gamma, q^+ = \delta(q, \gamma) : \bar{M}_{q^+, \gamma, q}^T \Lambda_{q^+} \bar{M}_{q^+, \gamma, q} - \Lambda_{q^+} &\leq 0, \end{aligned}$$

which means that $\{\Lambda_q\}_{q \in \mathcal{Q}}$ are generalized observability Gramians of \bar{H} . Indeed, by using (12),

$$\begin{aligned} \bar{A}_q^T \Lambda_q + \Lambda_q \bar{A}_q + \bar{C}_q^T \bar{C}_q &= \mathbf{S}_q^{-T} A_q^T \mathbf{S}_q^T \Lambda_q + \Lambda_q \mathbf{S}_q A_q \mathbf{S}_q^{-1} \\ &+ \mathbf{S}_q^{-T} C_q^T C_q \mathbf{S}_q^{-1} = \mathbf{S}_q^{-T} (A_q^T \underbrace{\mathbf{S}_q^T \Lambda_q \mathbf{S}_q}_{=\mathcal{Q}_q} + \underbrace{\mathbf{S}_q^T \Lambda_q \mathbf{S}_q A_q + C_q^T C_q}_{=\mathcal{Q}_q}) \mathbf{S}_q^{-1} \\ &= \mathbf{S}_q^{-T} (A_q^T \mathcal{Q}_q + \mathcal{Q}_q A_q + C_q^T C_q) \mathbf{S}_q^{-1}. \end{aligned}$$

Since $A_q^T \mathcal{Q}_q + \mathcal{Q}_q A_q + C_q^T C_q < 0$, it follows that

$$\begin{aligned} \bar{A}_q^T \Lambda_q + \Lambda_q \bar{A}_q + \bar{C}_q^T \bar{C}_q \\ = \mathbf{S}_q^{-T} (A_q^T \mathcal{Q}_q + \mathcal{Q}_q A_q + C_q^T C_q) \mathbf{S}_q^{-1} < 0. \end{aligned}$$

Similarly,

$$\begin{aligned} \bar{M}_{q^+, \gamma, q}^T \Lambda_{q^+} \bar{M}_{q^+, \gamma, q} - \Lambda_{q^+} &= \mathbf{S}_q^{-T} M_{q^+, \gamma, q}^T \mathbf{S}_q^T \Lambda_{q^+} \mathbf{S}_q + M_{q^+, \gamma, q} \mathbf{S}_q^{-1} \\ &- \Lambda_{q^+} = \mathbf{S}_q^{-T} (M_{q^+, \gamma, q}^T \underbrace{\mathbf{S}_q^T \Lambda_{q^+} \mathbf{S}_q}_{=\mathcal{Q}_{q^+}} + \underbrace{M_{q^+, \gamma, q} \mathbf{S}_q^{-1} - \mathbf{S}_q^T \Lambda_{q^+} \mathbf{S}_q}_{=\mathcal{Q}_q}) \mathbf{S}_q^{-1} \\ &= \mathbf{S}_q^{-T} (M_{q^+, \gamma, q}^T \mathcal{Q}_{q^+} M_{q^+, \gamma, q} - \mathcal{Q}_q) \mathbf{S}_q^{-1}. \end{aligned}$$

Since $(M_{q^+, \gamma, q}^T \mathcal{Q}_{q^+} M_{q^+, \gamma, q} - \mathcal{Q}_q) \leq 0$, it then follows that

$$\begin{aligned} \bar{M}_{q^+, \gamma, q}^T \Lambda_{q^+} \bar{M}_{q^+, \gamma, q} - \Lambda_{q^+} \\ = \mathbf{S}_q^{-T} (M_{q^+, \gamma, q}^T \mathcal{Q}_{q^+} M_{q^+, \gamma, q} - \mathcal{Q}_q) \mathbf{S}_q^{-1} \leq 0. \end{aligned}$$

The proof that $\{\Lambda_q\}_{q \in \mathcal{Q}}$ are generalized reachability Gramians is similar to the proof above. \blacksquare

Proof of Lemma 6: We will show that $\{\hat{\Lambda}_q\}_{q \in \mathcal{Q}}$ are observability Gramians, the proof that it is a reachability Gramian is completely analogous. The claim of the lemma on quadratic stability of \hat{H} follows from Lemma 2. First, we show that $\hat{A}_q^T \hat{\Lambda}_q + \hat{\Lambda}_q \hat{A}_q + \hat{C}_q^T \hat{C}_q < 0$ for all $q \in \mathcal{Q}$. If

$r_q = n_q$, then $(\bar{A}_q, \bar{B}_q, \bar{C}_q, \Lambda_q) = (\hat{A}_q, \hat{B}_q, \hat{C}_q, \hat{\Lambda}_q)$, and as by Lemma 5 it follows that $\{\Lambda_q\}_{q \in \mathcal{Q}}$ is a o observability Gramian, $\hat{A}_q^T \hat{\Lambda}_q + \hat{\Lambda}_q \hat{A}_q + \hat{C}_q^T \hat{C}_q < 0$ holds. If $r_q < n_q$, then

$$\begin{aligned} \bar{A}_q^T \Lambda_q + \Lambda_q \bar{A}_q + \bar{C}_q^T \bar{C}_q &= \begin{bmatrix} (\bar{A}_q^{11})^T & (\bar{A}_q^{21})^T \\ (\bar{A}_q^{12})^T & (\bar{A}_q^{22})^T \end{bmatrix} \begin{bmatrix} \hat{\Lambda}_q & 0 \\ 0 & \beta_q \end{bmatrix} \\ &+ \begin{bmatrix} \hat{\Lambda}_q & 0 \\ 0 & \beta_q \end{bmatrix} \begin{bmatrix} \bar{A}_q^{11} & \bar{A}_q^{12} \\ \bar{A}_q^{21} & \bar{A}_q^{22} \end{bmatrix} + \begin{bmatrix} (\bar{C}_q^1)^T \\ (\bar{C}_q^2)^T \end{bmatrix} \begin{bmatrix} \bar{C}_q^1 & \bar{C}_q^2 \end{bmatrix} = \\ &\begin{bmatrix} (\bar{A}_q^{11})^T \hat{\Lambda}_q + \hat{\Lambda}_q \bar{A}_q^{11} + (\bar{C}_q^1)^T \bar{C}_q^1 & * \\ * & * \end{bmatrix} = \begin{bmatrix} \hat{A}_q^T \hat{\Lambda}_q + \hat{\Lambda}_q \hat{A}_q + \hat{C}_q^T \hat{C}_q & * \\ * & * \end{bmatrix}. \end{aligned} \quad (67)$$

From Lemma 5 it follows that $\{\Lambda_q\}_{q \in \mathcal{Q}}$ are observability Gramians, and thus $\bar{A}_q^T \Lambda_q + \Lambda_q \bar{A}_q + \bar{C}_q^T \bar{C}_q < 0$ holds. This implies that the left-upper $r_q \times r_q$ block of $\bar{A}_q^T \Lambda_q + \Lambda_q \bar{A}_q + \bar{C}_q^T \bar{C}_q$, which equals $\hat{A}_q^T \hat{\Lambda}_q + \hat{\Lambda}_q \hat{A}_q + \hat{C}_q^T \hat{C}_q$ is also negative definite.

Next, we show that

$$\hat{M}_{q^+, \gamma, q}^T \hat{\Lambda}_{q^+} \hat{M}_{q^+, \gamma, q} - \hat{\Lambda}_{q^+} \leq 0. \quad (68)$$

If $r_q = n_q, r_{q^+} = n_{q^+}$, then $\hat{M}_{q^+, \gamma, q} = \bar{M}_{q^+, \gamma, q}$, $\Lambda_q = \hat{\Lambda}_q$, $\Lambda_{q^+} = \hat{\Lambda}_{q^+}$, and as $\bar{M}_{q^+, \gamma, q}^T \Lambda_{q^+} \bar{M}_{q^+, \gamma, q} - \Lambda_{q^+} \leq 0$. (68) follows. For the other cases, we proceed to prove that

$$\hat{M}_{q^+, \gamma, q}^T \hat{\Lambda}_{q^+} \hat{M}_{q^+, \gamma, q} - \hat{\Lambda}_{q^+} = \begin{bmatrix} D & * \\ * & * \end{bmatrix},$$

where the matrix D is such that

$$D \geq \hat{M}_{q^+, \gamma, q}^T \hat{\Lambda}_{q^+} \hat{M}_{q^+, \gamma, q} - \hat{\Lambda}_{q^+}.$$

If this is the case, then from (68) it follows that $D \leq 0$, from which it follows that $\hat{M}_{q^+, \gamma, q}^T \hat{\Lambda}_{q^+} \hat{M}_{q^+, \gamma, q} - \hat{\Lambda}_{q^+} \leq 0$. Consider the case when $r_{q^+} < n_{q^+}$ and $r_q < n_q$.

$$\begin{aligned} \bar{M}_{q^+, \gamma, q}^T \Lambda_{q^+} \bar{M}_{q^+, \gamma, q} - \Lambda_{q^+} &= \begin{bmatrix} (\bar{M}_{q^+, \gamma, q}^{11})^T & (\bar{M}_{q^+, \gamma, q}^{21})^T \\ (\bar{M}_{q^+, \gamma, q}^{12})^T & (\bar{M}_{q^+, \gamma, q}^{22})^T \end{bmatrix} \\ &\begin{bmatrix} \hat{\Lambda}_{q^+} & 0 \\ 0 & \beta_{q^+} \end{bmatrix} - \begin{bmatrix} \hat{\Lambda}_{q^+} & 0 \\ 0 & \beta_{q^+} \end{bmatrix} = \\ &\begin{bmatrix} (\bar{M}_{q^+, \gamma, q}^{11})^T \hat{\Lambda}_{q^+} \bar{M}_{q^+, \gamma, q}^{11} + \beta_{q^+} (\bar{M}_{q^+, \gamma, q}^{21})^T \bar{M}_{q^+, \gamma, q}^{21} - \hat{\Lambda}_{q^+} & * \\ * & * \end{bmatrix}. \end{aligned}$$

In this case, since $\beta_{q^+} (\bar{M}_{q^+, \gamma, q}^{21})^T \bar{M}_{q^+, \gamma, q}^{21} \geq 0$, it follows that

$$\begin{aligned} D &= (\bar{M}_{q^+, \gamma, q}^{11})^T \hat{\Lambda}_{q^+} \bar{M}_{q^+, \gamma, q}^{11} - \hat{\Lambda}_{q^+} + \beta_{q^+} (\bar{M}_{q^+, \gamma, q}^{21})^T \bar{M}_{q^+, \gamma, q}^{21} \\ &\geq (\bar{M}_{q^+, \gamma, q}^{11})^T \hat{\Lambda}_{q^+} \bar{M}_{q^+, \gamma, q}^{11} - \hat{\Lambda}_{q^+} = \hat{M}_{q^+, \gamma, q}^T \hat{\Lambda}_{q^+} \hat{M}_{q^+, \gamma, q} - \hat{\Lambda}_{q^+}. \end{aligned}$$

If $r_{q^+} = n_{q^+}$ but $r_q < n_q$, then $\hat{\Lambda}_{q^+} = \Lambda_{q^+}$, and

$$\begin{aligned} \bar{M}_{q^+, \gamma, q}^T \Lambda_{q^+} \bar{M}_{q^+, \gamma, q} - \Lambda_{q^+} &= \begin{bmatrix} (\bar{M}_{q^+, \gamma, q}^{11})^T \\ (\bar{M}_{q^+, \gamma, q}^{12})^T \end{bmatrix} \hat{\Lambda}_{q^+} \begin{bmatrix} \bar{M}_{q^+, \gamma, q}^{11} & \bar{M}_{q^+, \gamma, q}^{12} \end{bmatrix} \\ &- \begin{bmatrix} \hat{\Lambda}_{q^+} & 0 \\ 0 & \beta_{q^+} \end{bmatrix} = \begin{bmatrix} (\bar{M}_{q^+, \gamma, q}^{11})^T \hat{\Lambda}_{q^+} \bar{M}_{q^+, \gamma, q}^{11} - \hat{\Lambda}_{q^+} & * \\ * & * \end{bmatrix}. \end{aligned}$$

In this case, $D = \hat{M}_{q^+, \gamma, q}^T \hat{\Lambda}_{q^+} \hat{M}_{q^+, \gamma, q} - \hat{\Lambda}_{q^+}$. Finally, if $r_{q^+} < n_{q^+}$ but $r_q = n_q$, then $\hat{\Lambda}_q = \Lambda_q$, and

$$\begin{aligned} \bar{M}_{q^+, \gamma, q}^T \Lambda_{q^+} \bar{M}_{q^+, \gamma, q} - \Lambda_{q^+} &= \begin{bmatrix} (\bar{M}_{q^+, \gamma, q}^{11})^T & (\bar{M}_{q^+, \gamma, q}^{21})^T \end{bmatrix} \\ &\begin{bmatrix} \hat{\Lambda}_{q^+} & 0 \\ 0 & \beta_{q^+} \end{bmatrix} \begin{bmatrix} \bar{M}_{q^+, \gamma, q}^{11} \\ \bar{M}_{q^+, \gamma, q}^{21} \end{bmatrix} - \hat{\Lambda}_{q^+} \\ &= (\bar{M}_{q^+, \gamma, q}^{11})^T \hat{\Lambda}_{q^+} \bar{M}_{q^+, \gamma, q}^{11} - \hat{\Lambda}_{q^+} + \beta_{q^+} (\bar{M}_{q^+, \gamma, q}^{21})^T \bar{M}_{q^+, \gamma, q}^{21} = D \end{aligned}$$

and in this case $D \geq \hat{M}_{q^+, \gamma, q}^T \hat{\Lambda}_{q^+} \hat{M}_{q^+, \gamma, q} - \hat{\Lambda}_q$ since $\beta_{q^+} (\bar{M}_{q^+, \gamma, q}^{21})^T \bar{M}_{q^+, \gamma, q}^{21} \geq 0$. ■

REFERENCES

- [1] D. Liberzon, *Switching in Systems and Control*. Birkhäuser, Boston, 2003.
- [2] Z. Sun and S. Ge, *Stability Theory of Switched Dynamical Systems*. Springer, 2011.
- [3] A. C. Antoulas, *Approximation of Large-Scale Dynamical Systems*. SIAM, 2005.
- [4] H. Gao, J. Lam, and C. Wang, “Model simplification for switched hybrid systems,” *Systems and Control Letters*, vol. 55, pp. 1015–1021, 2006.
- [5] L. Zhang, E. Boukas, and P. Shi, “ μ -Dependent model reduction for uncertain discrete-time switched linear systems with average dwell time,” *International Journal of Control*, vol. 82, no. 2, pp. 378–388, 2009.
- [6] L. Zhang, P. Shi, E. Boukas, and C. Wang, “H-infinity model reduction for uncertain switched linear discrete-time systems,” *Automatica*, vol. 44, no. 8, pp. 2944–2949, 2008.
- [7] L. Zheng-Fan, C. Chen-Xiao, and D. Wen-Yong, “Stability analysis and H_∞ model reduction for switched discrete-time time-delay systems,” *Mathematical Problems in Engineering*, vol. 15, 2014.
- [8] N. Monshizadeh, H. L. Trentelman, and M. K. Camlibel, “A simultaneous balanced truncation approach to model reduction of switched linear systems,” *IEEE Transactions on Automatic Control*, vol. 57, no. 12, pp. 3118–3131, 2012.
- [9] A. V. Papadopoulos and M. Prandini, “Model reduction of switched affine systems,” *Automatica*, vol. 70, pp. 57–65, 2016.
- [10] A. Birouche, J. Guilet, B. Mourillon, and M. Basset, “Gramian based approach to model order-reduction for discrete-time switched linear systems,” in *Proceedings of the 18th Mediterranean Conference on Control and Automation*, 2010, pp. 1224–1229.
- [11] A. Birouche, B. Mourillon, and M. Basset, “Model reduction for discrete-time switched linear time-delay systems via the H_∞ stability,” *Control and Intelligent Systems*, vol. 39, no. 1, pp. 1–9, 2011.
- [12] —, “Model order-reduction for discrete-time switched linear systems,” *Int. J. Systems Science*, vol. 43, no. 9, pp. 1753–1763, 2012.
- [13] I. V. Gosea, M. Petreczky, A. C. Antoulas, and C. Fiter, “Balanced truncation for linear switched systems,” *Advances in Computational Mathematics*, vol. 44, no. 6, pp. 1845–1866, 2018.
- [14] I. V. Gosea, I. Pontes Duff, P. Benner, and A. C. Antoulas, *Model Order Reduction of Switched Linear Systems with Constrained Switching*, ser. IUTAM Symposium on Model Order Reduction of Coupled Systems, Stuttgart, Germany, May 22–25, 2018. IUTAM Bookseries. Springer, Cham, 2020, vol. 36, pp. 41 – 53.
- [15] H. R. Shaker and R. Wisniewski, “Generalized gramian framework for model/controller order reduction of switched systems,” *International Journal of Systems Science*, vol. 42, no. 8, pp. 1277–1291, 2011.
- [16] H. Shaker and R. Wisniewski, “Model reduction of switched systems based on switching generalized gramians,” *International Journal of Innovative Computing, Information and Control*, vol. 8, no. 7(B), pp. 5025–5044, 2012.
- [17] M. Petreczky, R. Wisniewski, and J. Leth, “Balanced truncation for linear switched systems,” *Nonlinear Analysis: Hybrid Systems*, vol. 10, pp. 4–20, Nov. 2013.
- [18] P. Schulze and B. Unger, “Model reduction for linear systems with low-rank switching,” *SIAM J. Control Optim.*, vol. 56, no. 6, pp. 4365–4384, 2018.
- [19] I. Pontes Duff, S. Grundel, and P. Benner. (2018, June) New Gramians for switched linear systems: reachability, observability, and model reduction. available online at <https://arxiv.org/abs/1806.00406>, accepted for publication in *IEEE Trans. Auto. Control*.
- [20] M. Bastug, M. Petreczky, R. Wisniewski, and J. Leth, “Reachability and observability reduction for linear switched systems with constrained switching,” *Automatica*, vol. 74, pp. 162–170, 2016.
- [21] —, “Model reduction by moment matching for linear switched systems,” *IEEE Transactions on Automatic Control*, vol. 61, pp. 3422–3437, 2016.
- [22] M. Bastug, “Model reduction of linear switched systems and lqv state-space models,” Ph.D. dissertation, Aalborg University, 2016.
- [23] I. V. Gosea, M. Petreczky, and A. C. Antoulas, “Data-driven model order reduction of linear switched systems in the Loewner framework,” *SIAM Journal on Scientific Computing*, vol. 40, no. 2, pp. 572–610, 2018.
- [24] G. Scarciotti and A. Astolfi, “Model reduction for hybrid systems with state-dependent jumps,” *IFAC-PapersOnLine*, vol. 49, no. 18, pp. 850 – 855, 2016.
- [25] “Yalmip,” <https://yalmip.github.io/>, 2019.
- [26] “SeDuMi - a freely available semidefinite programming solver,” <https://github.com/SQLP/SeDuMi>, 2019.