

X17: A new force, or evidence for a hard $\gamma + \gamma$ process?

Benjamin Koch^{1,2,*}

¹*Pontificia Universidad Católica de Chile
Instituto de Física, Pontificia Universidad Católica de Chile,
Casilla 306, Santiago, Chile*

²*Institut für Theoretische Physik, Technische Universität Wien,
Wiedner Hauptstrasse 8-10, A-1040 Vienna, Austria*

It is investigated whether the “X17 puzzle” might be explained by a nuclear decay chain and a conversion of the two resulting highly energetic γ s into an electron-positron pair. It is found that, even though the corresponding kinematics seems to fit perfectly to the experimental result, the counting rate does not. Thus, this possibility of a simple solution of the puzzle within the framework of known nuclear physics has to be discarded unless completely new enhancement effects are implemented.

* bkoch@fis.puc.cl

CONTENTS

I. Introduction	2
A. Inelastic $\gamma\gamma$ scattering	2
B. X17 experimental result	2
C. X17 in the literature	3
D. X17 alternative	3
II. Cascade through a broad nuclear resonance	3
A. Broad intermediate state	4
B. Angular spectrum	4
C. Kinematics	4
D. Conversion of $\gamma + \gamma$ to $e^+ + e^-$	5
E. Candidate state	6
F. Isospin	6
G. Comments	7
III. Conclusion	8
IV. Acknowledgements	9
Appendix I: Data fit	9
Appendix II: Derivations	10
A: Kinematic relation 2.5	10
B: Order of magnitude estimate 2.7	10
References	12

I. INTRODUCTION

A. Inelastic $\gamma\gamma$ scattering

The laws of classical physics do not allow for direct interaction between two electromagnetic waves. In contrast, in quantum theory, such processes arise due to the contributions of virtual states. Soon after the discovery of quantum electrodynamics, as the best theory describing the quantum nature of electromagnetic interactions, it became clear that the production of electron-positron pairs from photon interactions is possible [1–4]. Over the years, inelastic light-light interactions have been the subject of numerous theoretical studies and successful experimental tests [5–15].

In this paper, it is pointed out that the experimental results, known as the “X17 puzzle” might be added to this list.

B. X17 experimental result

Since 2015 the particle physics community faces an unexpected signature, which throughout this article will be called the “X17 puzzle”. This puzzle comes from an experiment which measured the angular correlations and the kinematics of electron-positron pairs, which were emitted during the relaxation of excited $^8\text{Be}^*$ nuclear states [16]. In the angular distribution, they found an unexpected peak at a relatively large opening angle ($\theta \approx 144^\circ$). Taking the energy, the asymmetry, and the angle θ of the lepton pair on an event by event basis, the corresponding invariant energy was calculated. In this observable, a highly significant resonance at about 17 MeV was discovered. This result was unexpected because it does not seem to fit into the standard picture of nuclear and fundamental physics.

Recently, the same group announced a similar finding from an experiment with excited $^4\text{He}^*$ [17]. This second excess, which appears at similar energy, but at significantly different angle, will not be discussed in this paper.

C. X17 in the literature

Internal formation of electron-positron pairs is a known effect in nuclear physics [19–22]. In this process, an emitted high energy γ interacts non-perturbatively with the mostly Coulomb-like background field of the nucleus such that it converts into an electron-positron pair. This reaction is similar to the Bethe-Heitler (BH) process, only that it differs in the initial state [18]. This type of process was taken into account in the background analysis of the experimental studies. However, this background is strongly increased towards small angles, and it shows no peak in the resulting invariant mass spectrum. For the case of ${}^8\text{Be}$ a more detailed study improved the nuclear physics understanding of the observables by considering various additional effects such as the initial production process and interference in an effective field theory approach like the one used in [23]. It was shown that there are important additional effects that might reduce the significance of the reported observation, but it was also shown that these effects can not account for the reported experimental signature.

Given these inconsistencies with our current understanding of nuclear physics, different explanations were proposed. An incomplete list of these explanations includes new forces [24–33], new and dark matter [34–44], and axion-like particles [45, 46]. For a critical revision of these ideas, see [47]. A common feature of these models is that they invoke a new mediator particle, which couples to the nuclear states and leptonic states.

D. X17 alternative

The “new particle” hypothesis should be confirmed by complementary observables such the cross sections in as direct production experiments ($e^+ + e^- \rightarrow X$). There are numerous such complementary experiments that are currently planned or operating [48–57]. However, it is possible that these experiments will not see any new fundamental resonance.

In this case, one has to consider alternative explanations for the X17 puzzle. In this paper, one of the intermediate nuclear states in the decay chain of the excited ${}^8\text{Be}$ is studied. These nuclear states would not show up in a direct production experiment like ($e^+ + e^- \rightarrow X$). It will be discussed below whether such states can produce a signal pattern that is very similar to the one observed and reported in [16].

II. CASCADE THROUGH A BROAD NUCLEAR RESONANCE

It is proposed to study a modified Bethe-Heitler (MBH) process shown in figure 1. Note that the original Bethe-Heitler transition is not a perturbative process [21]. All calculations will be done in natural units, where $\hbar = c = 1$. In these transitions, angular momentum is changed by up to N due to N -pole radiation. Further, parity is changed

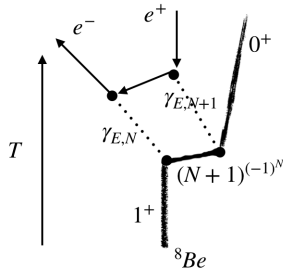


FIG. 1. Modified Bethe-Heitler transition [18] for the ${}^8\text{Be}$ process. The process is also possible under a symmetric interchange of electric and magnetic radiation $E \leftrightarrow M$.

by powers of $(-1)^N$ in electric, and by powers of $(-1)^{N+1}$ in magnetic multipole radiation. There are two main differences between this process and the usual Bethe-Heitler process. The first one is that the incoming γ is provided by excited ${}^8\text{Be}$ and not by external radiation. The second difference is that the second γ is provided by another decay of the same nucleus and not by a background field.

It will now be investigated whether the processes sketched in figure 1 can give experimental signatures like the ones observed in [16]. As starting point one can consider three ingredients:

- A broad intermediate state,
- orientation of the nuclear multipole coefficients due to the emission of one of the γ s,

- conservation of energy and momentum.

These ingredients will now shortly be explained in an on shell approximation of the process shown in figure 1, before they are applied to the specific experiment.

A. Broad intermediate state

For the MBH process to have non-vanishing probability for the conversion $\gamma + \gamma \rightarrow e^+ + e^-$, the two γ s need to conspire in a very small cross section area A . However, the area covered by two subsequently emitted on shell γ s grows as

$$A \approx \pi t^2 \approx \frac{\pi}{\Gamma^2}, \quad (2.1)$$

where t is the time passing in the center of mass frame of the intermediate nuclear state and Γ is the width of this state. Thus, a large width is needed to minimize the area A and to maximize the probability of $\gamma + \gamma \rightarrow e^+ + e^-$ conversion.

B. Angular spectrum

It will be shown how under relatively straight forward assumptions the emission of two MeV gammas can come at a preferred relative angle θ_{rel} .

As first approximation, one can describe the angular probabilities of the electromagnetic emitted with multipole radiation. In the diagram 1, one emitted γ is from an electric N-pole with $|\Delta J| = N$ and $\Delta\pi = (-1)^N$. Another emitted γ is from electric $N + 1$ -pole radiation $|\Delta J| = N + 1$ and $\Delta\pi = (-1)^{N+1}$. It is clear that the direction of highly energetic electric radiation in direction \vec{k}_1 will affect the orientation of the multipole coefficients a_{lm} of the remaining nucleus. One can choose the coordinate system such that the first emission is aligned with the direction of the first emission $\vec{k}_1 = |\vec{k}_1|\hat{z}$. This emission will transfer a large amount of angular momentum to the remaining nucleus, which then has multipole moments a_{lm} . However, due to the directionality of the emission, the projection of this induced angular momentum onto the \hat{z} axis will be small, or even zero. This corresponds to the multipole coefficients $a_{l0} \neq 0$. These multipole coefficients a_{l0} will now be the source for the subsequent emission. The angular distribution of this “following” emission of multipole radiation will then be [58]

$$\frac{dP_{l0}}{d\theta} \sim \sin(\theta)|a_{l0}|^2|\vec{X}_{l0}(\theta)|^2, \quad (2.2)$$

where $\vec{X}_{l0}(\theta)$ is proportional to the angular momentum operator acting on a spherical harmonic function Y_{l0} and where θ_{rel} is the angle between the two emissions. The most likely large relative angles with $\theta > 90^\circ$ between the two emissions are

$$\theta_{rel} \pm \delta\theta_{rel} = \begin{cases} (144 \pm 14)^\circ & \text{for } N = 3 \\ (152 \pm 11)^\circ & \text{for } N = 4 \\ \dots & \end{cases} \quad (2.3)$$

Here, $\Delta N = 3, 4$, were given because these are the relevant quantum numbers involved in the Be^8 transition discussed in (2.9). In this process it is the transition from the intermediate $J^\pi = 4^+$ to the $J^\pi = 0^+$ ground state, which is related to the maximum in the angular spectrum (2.3).

C. Kinematics

The four momenta in figure 1 are p_1^μ for 8Be in the initial state, p_2^μ for the intermediate nuclear state, p_3^μ final nuclear state, k_1^μ for the first γ , k_2^μ for the second γ , q_1^μ for the outgoing positron, q_2^μ for the intermediate lepton, and q_3^μ the outgoing electron. The kinematics of the experiment allows for the approximations

$$p_i^2 \gg (p_i - p_j)|_{i \neq j}^2 \gg m^2, \quad (2.4)$$

where m is the electron mass and where all particles are approximated to be on shell. For the nuclear part of the reaction, this approximation is justified if the widths of the involved states do not overlap. Within these approximations

the relative angle between the leptons and between the γ s is the same. The primary signal in [17] was found for small asymmetries $-0.5 < y < 0.5$, thus we will work in the center of mass frame of a very heavy nucleus with $y \approx 0$. The approximations (2.4) are reasonable since the nuclear masses are several GeV, which is much larger than the energies in the signal region which are of the order of 20 MeV, and the electron mass is 1/2 MeV. In these approximations, one finds that the square of the invariant mass of the electron-positron pair in figure 1 is given by

$$m_X^2 = (q_1 + q_3)^2 = 4(\Delta M_{12})(E_{13} - \Delta M_{12}) \sin^2 \left(\frac{\theta}{2} \right), \quad (2.5)$$

where θ is the angle between the leptons and $\Delta M_{12} = \sqrt{p_1^2} - \sqrt{p_2^2}$ and $\Delta M_{23} = \sqrt{p_2^2} - \sqrt{p_3^2} = E_{13} - \Delta M_{12}$. The derivation of this result can be found in the appendix II.A. This result can get corrections when one considers virtual particles in the intermediate states, which will be discussed in the next subsection.

D. Conversion of $\gamma + \gamma$ to $e^+ + e^-$

The on-shell result (2.5), relies strongly on the approximation that the angle between \vec{k}_1 and \vec{q}_1 vanishes $\theta_{rel} \approx 0$, just as the angle between \vec{k}_2 and \vec{q}_3 . The validity of this approximation can be checked by evaluating the production process depicted in terms of the Feynman diagram shown in figure 2. Since we do not know the emission probabilities

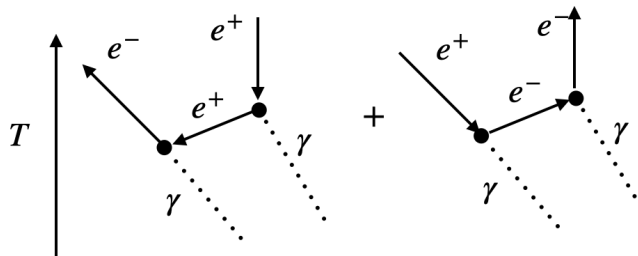


FIG. 2. Feynman diagrams for the production of e^+, e^- from a γ pair by the interchange of a virtual positron/electron.

of the initial states an order of magnitude estimate of this process will be sufficient. The above process is proportional to $\sim e^4 \sim \alpha_0^2$, while the smooth background process of internal pair creation is proportional to $e^2 \sim \alpha_0$. Here, α_0 stands for the fine structure constant. Thus one expects a strong overall suppression of the MBH production with respect to the background. However, the differential cross section of the background is peaked at small relative angles and strongly suppressed at larger angles (a factor of 20 is typical [19]), while the MBH does actually peak at larger angles. Thus, the MBH process should only be visible at large angles.

For a process like the one in figure 2 obtains an estimate for production cross section in the CM frame

$$\sigma \approx 4\pi \frac{\alpha_0^2}{E_{CM}^2}. \quad (2.6)$$

Note that this estimate is numerically checked by an explicit calculation given in (4.13). The two initial γ s are emitted with a time separation of $t \approx \frac{1}{\Gamma}$. During this time the γ s span an area (2.1). One can compare this area with the cross section area σ in order to get an estimate of the $\gamma + \gamma \rightarrow e^+ + e^-$ conversion probability

$$p_{\gamma+\gamma \rightarrow e^++e^-} \approx \frac{\sigma}{A} \approx 4 \frac{\alpha_0^2 \Gamma^2}{E_{CM}^2}. \quad (2.7)$$

For a $E_{CM} \approx 17$ MeV, the conversion rate (2.7) turns out to be of the order of 10^{-5} . Such a low rate makes it very unlikely that the MBH process can contribute efficiently to the observed counting rates at large opening angles. Further, the MBH process, if realized in nature, comes with a huge enhancement of γ pairs in the signal region.

From the explicit form of the amplitude (4.13) one realizes that the process is enhanced at very small momentum interchange as assumed when deriving (2.5). Off-shell contributions and finite m^2/q_i^0 corrections will induce a non-vanishing distribution of the relative angle θ_{rel} . This will, induce an additional width widening $\delta'\theta_{rel}$ of a given maximal relative angle $\bar{\theta}_{rel}$ between \vec{q}_1 and \vec{q}_3 . It is an important consistency check that the combined angular width,

arising from the initial emission $\delta\theta_{rel}$ and the kinematical widening $\delta'\theta_{rel}$, is in the ballpark of the measured width (see 4.1) of the distribution of the relative lepton angles

$$\sqrt{(2\delta\theta_{rel})^2 + (2\delta'\theta_{rel})^2} \approx \Gamma_\theta. \quad (2.8)$$

There are also off-shell contributions from the other virtual particles, in particular the γ s. These are obtained from the box diagram in figure 1. In order to perform this calculation, one would need an effective model for the nuclear states, which goes beyond the scope of this paper. Kinematically one can expect that the virtual γ s introduce effects of the same order of magnitude as (2.8). The virtuality of the very heavy nuclear state will be negligible.

E. Candidate state

The X17 anomaly was measured in an experiment with excited ${}^8\text{Be}$ states [16]. The excited states had an overlap of the transitions $(J^\pi = 1^+, T = 1) \rightarrow (J^\pi = 0^+, T = 0)$ at $E_{13} = 17.6$ MeV and $(J^\pi = 1^+, T = 0) \rightarrow (J^\pi = 0^+, T = 0)$ at $E_{13} = 18.2$ MeV. Both processes will be considered below.

There are three known intermediate states between the excited initial state(s) and the ground state [60]. These are a $(J^\pi = 2^+, T = 0)$ state at $\Delta M_{23} = 3.03$ MeV above the ground state, a $(J^\pi = 2^+, T = 0)$ state at $\Delta M_{23} = 16.63$ MeV above the ground state, and a $(J^\pi = 4^+, T = 0)$ state at $\Delta M_{23} = 11.35$ MeV above the ground state. Thus, there are, in principle, multiple transitions that could provide a contribution to the proposed MBH transition. However, the broadest of these states is $(J^\pi = 4^+, T = 0)$ at $\Delta M_{23} = 11.35$ MeV with a width of $\Gamma_{4+} = 3.5$ MeV [47, 60]. Thus, by virtue of (2.1), the isospin conserving

$$1^+ \xrightarrow[\Delta N = 3]{\Delta M_{12} = 6.8 \text{ MeV}} 4^+ \xrightarrow[\Delta N = 4]{\Delta M_{23} = 11.35 \text{ MeV}} 0^+ \quad (2.9)$$

and the isospin violating transition

$$1^+ \xrightarrow[\Delta N = 3]{\Delta M_{12} = 6.3 \text{ MeV}} 4^+ \xrightarrow[\Delta N = 4]{\Delta M_{23} = 11.35 \text{ MeV}} 0^+ \quad (2.10)$$

will be the best candidate processes for this channel. With the energy differences for this intermediate state one can plot the leptonic invariant energy $m_X = \sqrt{(q_1 + q_3)^2}$ of (2.5) as function of the relative angle θ_{rel} . This relation for the processes (2.9) and (2.10) is shown by the blue curve and orange curve in figure 3. One notes that both curves are compatible with the data. The blue curve crosses the observed data point almost perfectly, supporting the kinematic relation (2.5). This is a highly non trivial agreement because there is no parameter tuned in these curves.

As sanity check one can contrast the observed Γ_θ with the additional widening of $\delta\theta_{rel}$ derived from the squared amplitude and see whether (2.8) is fulfilled. The normalized squared amplitude in terms of the relative angle θ_{rel} , as measured in the center of mass frame of the lepton pair gives $\delta\theta_{rel}|_{CM} = 3.5^\circ$. Transforming this back to the laboratory frame one obtains a widening of $\delta'\theta_{rel} = \pm 8^\circ$, which is sufficiently smaller than the $\Gamma_\theta = 26^\circ$ obtained from (4.1). Thus, the condition (2.8) holds.

F. Isospin

The X-17 excess was found in the isospin conserving transition of the 18.15 MeV initial state, but it was not found in the isospin violating transition of the 17.64 MeV initial state. Thus, the isospin violating process (2.10) must be suppressed with respect to the isospin conserving process (2.9). This is in agreement with the kinematic relation of figure 3, where one notices that (2.9) gives a better match with the data than (2.10). However, the kinematic arguments of the above discussion do not explain such a selection. One might only note that the strong coupling, in contrast to the electromagnetic coupling, conserves isospin. Thus, the suppression of a process like (2.10) could be a hint that the intermediate nuclear state contains a substructure which involves a strongly interacting trigger of the electromagnetic decay. In this case, the reaction of the intermediate nuclear state in figure 1, would arise from a strong subprocess, such as the one shown in figure 4. This, and other, possibilities remain to be investigated.

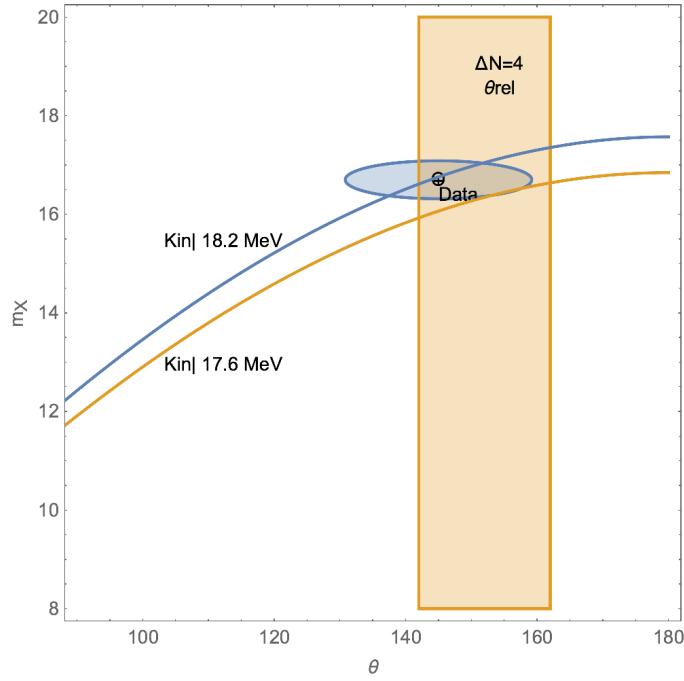


FIG. 3. m_X as a function of the relative angle θ_{rel} . The elliptic contour shows the experimental result within the given uncertainties [16]. The blue curve is obtained from the kinematic relation (2.5) for the process (2.9). The orange curve is obtained from the kinematic relation (2.5) for the process (2.10). The vertical region is the angle $\theta_{rel} \pm \delta\theta_{rel} \pm \delta'\theta_{rel}$ compatible with the $\Delta N = 4$ transition.

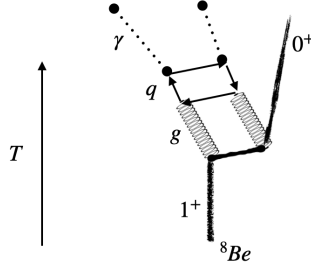


FIG. 4. Strong subprocess, triggering the electromagnetic MBH transition of figure 1.

G. Comments

The above result deserves some comments.

- Complete model of ${}^8\text{Be}$:

In order to go beyond the presented relations one needs a complete modeling of the excited ${}^8\text{Be}$ states and their transitions. For example, the classical multipole formula (2.2), is a first approximation to the underlying quantum processes [61–68]. There are also no strongly interacting subprocess, like the one shown in figure 4, considered. Further, from the most common nuclear model one would expect that most intermediate states at 11.35 MeV would decay into another broad intermediate state at 3.5 MeV. It is planned improve the understanding of these two points by using an effective field theory description for the nuclear states in the spirit of [23, 47, 68].

- Possible peaks at small angles:

The classical multipole formula allows also for peaks at small angles. These are likely to be invisible due to the large background at small angles (see 6).

- Initial state at 16.7 MeV:

In [16] an overlapping initial state at 16.7 MeV is reported. As shown in figure 3, the kinematic relation (2.5) for this initial state would also be in agreement with the observed signal. However, as reported in [16], no unusual excess is observed in the angular distribution of the lepton pairs originating from the 16.7 MeV initial state. A possible explanation for this could be that, in addition to the width of the intermediate state Γ_{int} , the entire MBH reaction needs to occur at a small time window $\Delta t \sim \frac{1}{\Gamma_{int}} + \frac{1}{\Gamma_{int}}$. Since the width of the 16.7 MeV initial state is by a factor of 14 smaller than the width of the 18.2 MeV initial state, this could lead to a suppression of the MBH transition for the former.

- A smoking gun:

Very few highly energetic γ s are converted to electron-positron pairs through the MBH process. The conversion probability can be estimated from (2.7). This turns out to be about 10^{-5} . Thus, most γ s leave the nucleus without conversion. Measuring their angular distribution would provide a smoking gun signal for the MBH process.

- Strong suppression of $\gamma + \gamma$ conversion:

The above smoking gun signal has its downside. Since the expected conversion probability of 10^{-5} is very small, it raises the question, whether this process produces a sufficiently high enough rate of electron positron pairs in order to account for the X-17 anomaly. In order to answer this question both, a precise modeling of the initial states with the corresponding probabilities or the measurement of the smoking gun signal in the $\gamma + \gamma$ channel would be needed.

- There is another experimental result with a peak at about 17 MeV [17]. It would be nice to offer a simultaneous explanation for both of these experiments. This is, not possible with the MBH idea, since there is no known intermediate state with the desired properties of excited Helium. However, it has been questioned that both results originate from the same physical process [69] because they appear at different relative angle θ_{rel} .

III. CONCLUSION

This paper explored a new possibility of explaining the observed X17 anomaly reported in [16]. The study focused on a modified Bethe-Heitler transition, depicted in figure 1. For this process, one needs to consider a broad intermediate nuclear resonance and standard conservation of energy and momentum (2.5). The intermediate resonance is provided by the ${}^8\text{Be}^*(J^\pi = 4^+, T = 0)$ state with a large width of $\Gamma = 3.5$ MeV at 11.35 MeV above the ground state. Even though one finds an almost perfect agreement with the kinematic relation (2.5), there were several aspects which make it unlikely that the “X17” anomaly can be explained by rates arising from the simple processes mentioned above. This is the main result of this paper, which is summarized in the table in figure 5

The idea of this work was to find a convincing explanation of the “X17” results with a modified Bethe-Heitler process. However, the answer turned out to be most likely negative, unless one can come up with some effect which considerably enhances the corresponding emission and transition probabilities. A simple direct test the hypothesis of this paper could be made by measuring the angular distribution in the two γ final state.

	Supporting	To be seen	Not supporting
Broadness of intermediate state			
Angular spectrum			
Kinematics			
Isospin			
Emission probability			
Conversion probability			
Complementary experimental evidence			

FIG. 5. Summary of the aspects which favor or disfavor the MBH hypothesis of this paper. While the existence of a broad intermediate state, the expected angular distribution, and the kinematic relations support this idea, the isospin blindness, the emission probabilities, and the conversion probabilities disfavor such an explanation. Complementary experiments, such as the measurement of coincidence rates in the $\gamma + \gamma$ channel would certainly give valuable information.

IV. ACKNOWLEDGEMENTS

Many thanks to J. Schaffner-Bielich, H. Stoecker, C. Greiner, A. Hoang, H. Skarke, P. Arias, V. Datar, and C. Diaz for helpful remarks. Thanks to several colleagues from nuclear physics, for insisting on the issue with emission and conversion probabilities. This work was supported by Fondecyt 1181694.

APPENDIX I: DATA FIT

By using [59] one can extract information on the angular distributions of the electron-positron pairs reported in [16], as shown in figure 6.

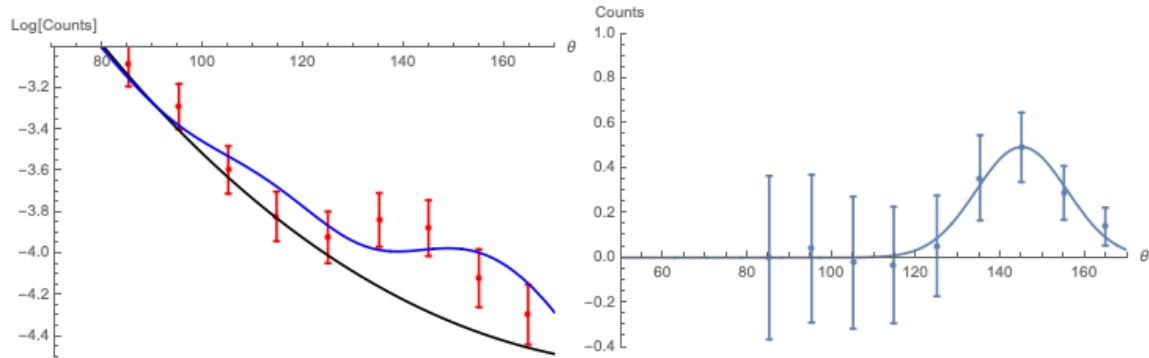


FIG. 6. Angular distribution of the lepton final state [17]. The upper figure shows the signal in red, the interpolated background in black, and a widened $\Delta N = 4$ angular distribution (2.2) added to the background in blue. The lower figure shows signal minus background and the Gaussian fit. The error bars in the upper figure are smoothly approximated to [17], in the lower figure they are scaled due to the change in the signal to background ratio.

This distribution is fitted by a Gaussian

$N_\theta = 0.49e^{-\frac{(\theta - \theta_{rel})^2}{2\sigma_\theta^2}}$, peaked at the angle $\theta_{rel} = 145^\circ$, with a halfwidth

$$\Gamma_\theta = 2\sqrt{2\ln(2)}\sigma_\theta = 26^\circ. \quad (4.1)$$

With a statistical error of 18%.

APPENDIX II: DERIVATIONS

A: Kinematic relation 2.5

Given the initial nucleus $p_1^\mu = (M_1, 0, 0, 0)$ and the first photon four momentum $k_1^\mu = (k_1^0, k_1^0, 0, 0)$, the four momentum of the intermediate nuclear state is

$$p_2^\mu = p_1^\mu - k_1^\mu. \quad (4.2)$$

Here, the \hat{z} axes was aligned with the direction of the first photon. The invariant mass square of the intermediate state is

$$p_2^\mu p_{2\mu} = (M_1 - \Delta M_{12})^2, \quad (4.3)$$

where ΔM_{12} is the mass difference between the initial and the intermediate nuclear state. Inserting (4.2) in (4.3) one can solve for the first photon energy

$$k_1^0 = \frac{2M_1\Delta M_{12} - \Delta M_{12}^2}{2M_1}. \quad (4.4)$$

The second photon can pick up an additional spatial direction which can, for convenience be chosen as the \hat{y} direction $k_2^\mu = (k_2^0, k_2^0 \cdot \cos(\theta), k_2^0 \cdot \sin(\theta), 0)$. The four momentum of the final nuclear state is

$$p_3^\mu = p_2^\mu - k_2^\mu. \quad (4.5)$$

The invariant mass square of the final nuclear state is

$$p_3^\mu p_{3\mu} = (M_1 - \Delta M_{12} - \Delta M_{23})^2, \quad (4.6)$$

where ΔM_{23} is the rest mass difference between the intermediate and the final nuclear states. Inserting (4.5) in (4.6) one can solve for the first photon energy

$$k_1^0 = \frac{2M_1\Delta M_{23}(2M_1 - 2\Delta M_{12} + \Delta M_{12})}{2M_1^2 - 2M_1\Delta M_{12} + \Delta M_{12}^2 + \Delta M_{12}(2M_1 - \Delta M_{12}) \cdot \cos(\theta)}. \quad (4.7)$$

With this, the invariant mass square of the final photon state is

$$m_X^2 = (k_1 + k_2)_\mu (k_1 + k_2)^\mu \quad (4.8)$$

$$= \frac{2\Delta M_{12}\Delta M_{23}(2M_1 - \Delta M_{12})(2M_1 - (2\Delta M_{12} + \Delta M_{23})) \sin^2(\theta/2)}{-2M_1^2 + 2M_1\Delta M_{12} - \Delta M_{12}^2 + \Delta M_{12}(-2M_1 + \Delta M_{12}) \cos(\theta)}. \quad (4.9)$$

For $M_1 \gg \Delta M_{ij}$ this simplifies to

$$m_X^2 \approx 4\Delta M_{12}\Delta M_{23} \sin^2\left(\frac{\theta}{2}\right), \quad (4.10)$$

as given in (2.5).

B: Order of magnitude estimate 2.7

In order to confirm the order of magnitude estimate (2.6) one can calculate the cross section corresponding to the first diagram in figure 2 explicitly. The corresponding Feynman amplitude is

$$\mathcal{M} = -e^2 e_\mu(\lambda) \bar{u}_1 \gamma^\mu \frac{i}{\not{q}_2 - m} \gamma^\rho \nu_3 e_\rho(\lambda'). \quad (4.11)$$

Squaring this amplitude and averaging over the photon polarizations λ, λ' and fermionic spin structure one obtains

$$|\bar{\mathcal{M}}|^2 = \frac{4e^4}{(q_2^2 - m^2)^2} \left(2(p_1 \cdot p_2)(p_3 \cdot p_2) - (p_1 \cdot p_3)p_2^2 + 4m^2(2p_2^2 - (p_1 \cdot p_3) + 2(p_3 \cdot p_2) + 2(p_1 \cdot p_2)) + m^4 \right), \quad (4.12)$$

where a factor 1/4 for the average incoming photon polarizations was taken into account. This squared amplitude is then inserted into the differential cross section

$$\frac{d\sigma}{d\Omega_1} = \frac{1}{8(k_1^0)^2} \frac{|\vec{q}_1|}{2(2\pi)^2 |k_1^0|} |\bar{\mathcal{M}}|^2. \quad (4.13)$$

Integrating over the solid angle and inserting the kinematic values gives the total cross section σ . The corresponding conversion probability is

$$P_{\gamma+\gamma \rightarrow e+e-} \approx \frac{\sigma}{A} \approx 2 \cdot 10^{-5}, \quad (4.14)$$

which is in the ballpark of the estimate given in (2.7). Adding further diagrams of the same type will not change the order of magnitude of the process.

-
- [1] W. Heisenberg, Z. Phys. **90**, no. 3-4, 209 (1934) Erratum: [Z. Phys. **92**, no. 9-10, 692 (1934)]. doi:10.1007/BF01340782, 10.1007/978-3-642-70078-1 6, 10.1007/978-3-642-70078-1 8, 10.1007/BF01333516
 - [2] F. Sauter, Z. Phys. **69**, 742 (1931). doi:10.1007/BF01339461
 - [3] W. Heisenberg and H. Euler, Z. Phys. **98**, no. 11-12, 714 (1936) doi:10.1007/BF01343663, 10.1007/978-3-642-70078-1 9 [physics/0605038].
 - [4] J. S. Schwinger, Phys. Rev. **82**, 664 (1951). doi:10.1103/PhysRev.82.664
 - [5] D. L. Burke *et al.*, Phys. Rev. Lett. **79**, 1626 (1997). doi:10.1103/PhysRevLett.79.1626
 - [6] C. Bamber *et al.*, Phys. Rev. D **60**, 092004 (1999). doi:10.1103/PhysRevD.60.092004
 - [7] G. A. Mourou, T. Tajima and S. V. Bulanov, Rev. Mod. Phys. **78**, 309 (2006). doi:10.1103/RevModPhys.78.309
 - [8] M. Marklund and P. K. Shukla, Rev. Mod. Phys. **78**, 591 (2006) doi:10.1103/RevModPhys.78.591 [hep-ph/0602123].
 - [9] A. Abulencia *et al.* [CDF Collaboration], Phys. Rev. Lett. **98**, 112001 (2007) doi:10.1103/PhysRevLett.98.112001 [hep-ex/0611040].
 - [10] A. R. Bell and J. G. Kirk, Phys. Rev. Lett. **101**, 200403 (2008). doi:10.1103/PhysRevLett.101.200403
 - [11] R. Schutzhold, H. Gies and G. Dunne, Phys. Rev. Lett. **101**, 130404 (2008) doi:10.1103/PhysRevLett.101.130404 [arXiv:0807.0754 [hep-th]].
 - [12] R. Ruffini, G. Vereshchagin and S. S. Xue, Phys. Rept. **487**, 1 (2010) doi:10.1016/j.physrep.2009.10.004 [arXiv:0910.0974 [astro-ph.HE]].
 - [13] T. Aaltonen *et al.* [CDF Collaboration], Phys. Rev. Lett. **102**, 242001 (2009) doi:10.1103/PhysRevLett.102.242001 [arXiv:0902.1271 [hep-ex]].
 - [14] A. Di Piazza, C. Muller, K. Z. Hatsagortsyan and C. H. Keitel, Rev. Mod. Phys. **84**, 1177 (2012) doi:10.1103/RevModPhys.84.1177 [arXiv:1111.3886 [hep-ph]].
 - [15] M. Aaboud *et al.* [ATLAS Collaboration], Nature Phys. **13**, no. 9, 852 (2017) doi:10.1038/nphys4208 [arXiv:1702.01625 [hep-ex]].
 - [16] A. J. Krasznahorkay *et al.*, Phys. Rev. Lett. **116**, no. 4, 042501 (2016) doi:10.1103/PhysRevLett.116.042501 [arXiv:1504.01527 [nucl-ex]].
 - [17] A. J. Krasznahorkay *et al.*, arXiv:1910.10459 [nucl-ex].
 - [18] H. Bethe and W. Heitler, Proc. Roy. Soc. Lond. A **146**, 83 (1934). doi:10.1098/rspa.1934.0140
 - [19] G. K. Horton, Proc Phys. Soc. **61** 3, 296 Corrections to 1948 Proc. Phys. Soc. 60 457,. (1948)
 - [20] M. E. Rose, Phys. Rev. **76**, 678 (1949) Erratum: [Phys. Rev. **78**, 184 (1950)]. doi:10.1103/PhysRev.76.678, 10.1103/PhysRev.78.184
 - [21] A. Blinne, arXiv:1701.00743 [physics.plasm-ph].
 - [22] C. Hofmann, J. Reinhardt, W. Greiner, P. Schluter and G. Soff, Phys. Rev. C **42**, 2632 (1990). doi:10.1103/PhysRevC.42.2632
 - [23] X. Zhang and G. A. Miller, Phys. Lett. B **773**, 159 (2017) doi:10.1016/j.physletb.2017.08.013 [arXiv:1703.04588 [nucl-th]].
 - [24] J. L. Feng, B. Fornal, I. Galon, S. Gardner, J. Smolinsky, T. M. P. Tait and P. Tanedo, Phys. Rev. Lett. **117**, no. 7, 071803 (2016) doi:10.1103/PhysRevLett.117.071803 [arXiv:1604.07411 [hep-ph]].
 - [25] J. L. Feng, B. Fornal, I. Galon, S. Gardner, J. Smolinsky, T. M. P. Tait and P. Tanedo, Phys. Rev. D **95**, no. 3, 035017 (2017) doi:10.1103/PhysRevD.95.035017 [arXiv:1608.03591 [hep-ph]].
 - [26] P. H. Gu and X. G. He, Nucl. Phys. B **919**, 209 (2017) doi:10.1016/j.nuclphysb.2017.03.023 [arXiv:1606.05171 [hep-ph]].
 - [27] P. Fayet, Eur. Phys. J. C **77**, no. 1, 53 (2017) doi:10.1140/epjc/s10052-016-4568-9 [arXiv:1611.05357 [hep-ph]].
 - [28] M. J. Neves and J. A. Helael?Neto, Annalen Phys. **530**, no. 3, 1700112 (2018) doi:10.1002/andp.201700112 [arXiv:1609.08471 [hep-ph]].
 - [29] Y. Kahn, G. Krnjaic, S. Mishra-Sharma and T. M. P. Tait, JHEP **1705**, 002 (2017) doi:10.1007/JHEP05(2017)002 [arXiv:1609.09072 [hep-ph]].
 - [30] J. A. Dror, R. Lasenby and M. Pospelov, Phys. Rev. D **96**, no. 7, 075036 (2017) doi:10.1103/PhysRevD.96.075036 [arXiv:1707.01503 [hep-ph]].
 - [31] J. Kozaczuk, Phys. Rev. D **97**, no. 1, 015014 (2018) doi:10.1103/PhysRevD.97.015014 [arXiv:1708.06349 [hep-ph]].
 - [32] L. Delle Rose, S. Khalil and S. Moretti, Phys. Rev. D **96**, no. 11, 115024 (2017) doi:10.1103/PhysRevD.96.115024 [arXiv:1704.03436 [hep-ph]].
 - [33] B. Pulie, arXiv:1911.10482 [hep-ph].
 - [34] J. Alexander *et al.*, arXiv:1608.08632 [hep-ph].
 - [35] U. Ellwanger and S. Moretti, JHEP **1611**, 039 (2016) doi:10.1007/JHEP11(2016)039 [arXiv:1609.01669 [hep-ph]].
 - [36] T. Kitahara and Y. Yamamoto, Phys. Rev. D **95**, no. 1, 015008 (2017) doi:10.1103/PhysRevD.95.015008 [arXiv:1609.01605 [hep-ph]].
 - [37] J. Kozaczuk, D. E. Morrissey and S. R. Stroberg, Phys. Rev. D **95**, no. 11, 115024 (2017) doi:10.1103/PhysRevD.95.115024 [arXiv:1612.01525 [hep-ph]].
 - [38] L. B. Jia and X. Q. Li, Eur. Phys. J. C **76**, no. 12, 706 (2016) doi:10.1140/epjc/s10052-016-4561-3 [arXiv:1608.05443 [hep-ph]].
 - [39] C. S. Chen, G. L. Lin, Y. H. Lin and F. Xu, Int. J. Mod. Phys. A **32**, no. 31, 1750178 (2017) doi:10.1142/S0217751X17501780 [arXiv:1609.07198 [hep-ph]].

- [40] Y. Liang, L. B. Chen and C. F. Qiao, Chin. Phys. C **41**, no. 6, 063105 (2017) doi:10.1088/1674-1137/41/6/063105 [arXiv:1607.08309 [hep-ph]].
- [41] M. Battaglieri *et al.*, arXiv:1707.04591 [hep-ph].
- [42] J. A. Dror, R. Lasenby and M. Pospelov, Phys. Rev. Lett. **119**, no. 14, 141803 (2017) doi:10.1103/PhysRevLett.119.141803 [arXiv:1705.06726 [hep-ph]].
- [43] A. J. Krasznahorkay *et al.*, EPJ Web Conf. **142**, 01019 (2017). doi:10.1051/epjconf/201714201019
- [44] L. Delle Rose, S. Khalil, S. J. D. King and S. Moretti, Front. in Phys. **7**, 73 (2019) doi:10.3389/fphy.2019.00073 [arXiv:1812.05497 [hep-ph]].
- [45] M. Bauer, M. Neubert and A. Thamm, JHEP **1712**, 044 (2017) doi:10.1007/JHEP12(2017)044 [arXiv:1708.00443 [hep-ph]].
- [46] D. S. M. Alves and N. Weiner, JHEP **1807**, 092 (2018) doi:10.1007/JHEP07(2018)092 [arXiv:1710.03764 [hep-ph]].
- [47] B. Fornal, Int. J. Mod. Phys. A **32**, 1730020 (2017) doi:10.1142/S0217751X17300204 [arXiv:1707.09749 [hep-ph]].
- [48] A. Denig, EPJ Web Conf. **130**, 01005 (2016). doi:10.1051/epjconf/201613001005
- [49] The ATLAS collaboration [ATLAS Collaboration], ATLAS-CONF-2016-042.
- [50] I. Alikhanov and E. A. Paschos, Phys. Rev. D **97**, no. 11, 115004 (2018) doi:10.1103/PhysRevD.97.115004 [arXiv:1710.10131 [hep-ph]].
- [51] L. B. Chen, Y. Liang and C. F. Qiao, arXiv:1607.03970 [hep-ph].
- [52] V. Kozhuharov, EPJ Web Conf. **142**, 01018 (2017). doi:10.1051/epjconf/201714201018
- [53] E. Nardi, C. D. R. Carvajal, A. Ghoshal, D. Meloni and M. Raggi, Phys. Rev. D **97**, no. 9, 095004 (2018) doi:10.1103/PhysRevD.97.095004 [arXiv:1802.04756 [hep-ph]].
- [54] D. Banerjee *et al.* [NA64 Collaboration], Phys. Rev. Lett. **120**, no. 23, 231802 (2018) doi:10.1103/PhysRevLett.120.231802 [arXiv:1803.07748 [hep-ex]].
- [55] L. Marsicano *et al.*, Phys. Rev. D **98**, no. 1, 015031 (2018) doi:10.1103/PhysRevD.98.015031 [arXiv:1802.03794 [hep-ex]].
- [56] C. Taruggi [PADME Collaboration], "Searching for dark Photons with the PADME Experiment,"
- [57] V. Kozhuharov, EPJ Web Conf. **212**, 06001 (2019). doi:10.1051/epjconf/201921206001
- [58] J. D. Jackson <http://cdsweb.cern.ch/record/490457> (1999).
- [59] Ankit Rohatgi; <https://automeris.io/WebPlotDigitizer>.
- [60] Sukhoruchkin, & Soroko(2008)]2008LanB..19C...55S Sukhoruchkin, S. I., & Soroko, Z. N. 2008, Landolt Börstein, 19C, 55.
- [61] B. Buck, H. Friedrich and C. Wheatley, Nucl. Phys. A **275**, 246 (1977). doi:10.1016/0375-9474(77)90287-1
- [62] K. Langanke and C. Rolfs, Phys. Rev. C **33**, 790 (1986). doi:10.1103/PhysRevC.33.790
- [63] D. Baye, P. Descouvemont and M. Kruglanski, Nucl. Phys. A **550**, 250-262 (1992) doi:10.1016/0375-9474(92)90682-A
- [64] R. B. Wiringa, S. C. Pieper, J. Carlson and V. R. Pandharipande, Phys. Rev. C **62**, 014001 (2000) doi:10.1103/PhysRevC.62.014001 [nucl-th/0002022].
- [65] S. C. Pieper, R. B. Wiringa and J. Carlson, Phys. Rev. C **70**, 054325 (2004) doi:10.1103/PhysRevC.70.054325 [nucl-th/0409012].
- [66] V. M. Datar, S. Kumar, D. R. Chakrabarty, V. Nanal, E. T. Mirgule, A. Mitra and H. H. Oza, Phys. Rev. Lett. **94**, 122502 (2005) Erratum: [Phys. Rev. Lett. **94**, 139902 (2005)] doi:10.1103/PhysRevLett.94.122502, 10.1103/PhysRevLett.94.139902 [nucl-ex/0409025].
- [67] S. Pastore, R. B. Wiringa, S. C. Pieper and R. Schiavilla, Phys. Rev. C **90**, no. 2, 024321 (2014) doi:10.1103/PhysRevC.90.024321 [arXiv:1406.2343 [nucl-th]].
- [68] H.-W. Hammer, S. Knig and U. van Kolck, arXiv:1906.12122 [nucl-th].
- [69] E. Siegel, Forbes science section, 26.11.2019.