

Fast, Convexified Stochastic Optimal Open-Loop Control For Linear Systems Using Empirical Characteristic Functions

Vignesh Sivaramakrishnan and Meeko M. K. Oishi

Abstract—We consider the problem of stochastic optimal control in the presence of an unknown disturbance. We characterize the disturbance via empirical characteristic functions, and employ a chance constrained approach. By exploiting properties of characteristic functions and underapproximating cumulative distribution functions, we can reformulate a nonconvex problem by a conic, convex under-approximation. This results in extremely fast solutions that are assured to maintain probabilistic constraints. We construct algorithms to solve an optimal open-loop control problem and demonstrate our approach on two examples.

I. INTRODUCTION

Stochastic optimal control typically presumes accurate models of the underlying dynamics and stochastic processes [1]–[3]. However, in many circumstances, accurate characterization of uncertainty is difficult. Further, inaccurate characterization of stochastic processes may have unexpected impacts [4], [5], as optimal control actions are typically dependent upon the first and second moments of the stochastic processes [3]. Such inaccuracies could be particularly problematic when the unknown stochastic processes is asymmetric, multimodal, or heavy-tailed. For example, in hypersonic vehicles, excessive turbulence makes aerodynamic processes difficult to model accurately, and their fast time-scale means that erroneous control actions could result in catastrophic failure.

We consider the case in which the dynamics are known, but the noise process is not known, and focus on the problem of data-driven stochastic optimal control in a chance constrained setting, in which probabilistic constraints must be satisfied with at least a desired likelihood. Some approaches, such as distributional stochastic optimal control, seek robustness to ill-defined distributions with finite samples [5], [6]. Other approaches construct piecewise-affine over-approximations of value functions by solving a chance-constrained problem [7]. Researchers have also employed kernel density estimation [8], [9] to approximate individual chance constraints in nonlinear optimization problems.

This material is based upon work supported by the National Science Foundation under NSF Grant Number IIS-1528047 and CNS-1836900, and by the Air Force Research Lab under Grant No. FA9453-18-2-0022. Any opinions, findings, and conclusions or recommendations expressed in this material are those of the authors and do not necessarily reflect the views of the National Science Foundation.

V. Sivaramakrishnan and M. Oishi are with Electrical & Computer Engineering, University of New Mexico, Albuquerque, New Mexico.

Email: {vigsiv, oishi}@unm.edu.

One tool to characterize uncertainty through observed data is the *empirical characteristic function* [10], which is often employed in economics and statistics to characterize models where maximum-likelihood estimation can struggle. The empirical characteristic function generates an approximation of the true characteristic function, and has known convergence properties [11], [12]. The advantage of this approach is that it enables direct, closed-form approximation of the cumulative distribution function and the moments of the underlying stochastic process [10], both of which are typically necessary for stochastic optimal control problems. However, the main challenge then becomes one of finding computationally efficient under-approximations of the resulting cumulative distribution function, which may be non-convex.

We propose to employ empirical characteristic functions to characterize unknown disturbance processes in a linear, time-invariant dynamical system with a quadratic cost function. We construct a conic, convex reformulation of the resulting stochastic optimal control problem, that ensures computational tractability [13]. Our approach employs a piecewise under-approximation of the approximate cumulative distribution function, with a user-specified trade-off between accuracy and the number of piecewise elements. We use confidence intervals on the approximate cumulative distribution function to provide probabilistic bounds on the solution to the data-driven stochastic optimal control problem. *The main contribution of this paper is the construction of a convex, conic reformulation of a stochastic optimal control problem in the presence of an unknown, additive disturbance, via empirical characteristic functions, with confidence bounds on the optimal solution.*

The outline of the paper is as follows. We first formulate the problem in Section II. Section III presents algorithms to convexify the problem and proofs of its convergence properties. In Section IV, we demonstrate our approach on two examples.

II. PRELIMINARIES AND PROBLEM FORMULATION

We use the following notation throughout the paper. We denote real-valued vectors with lowercase $w \in \mathbb{R}^n$, matrices with upper case $V \in \mathbb{R}^{n \times m}$, and random variables via boldface \mathbf{w} . Concatenated vectors or matrices are indicated by an overline, $\overline{\mathbf{w}} = [\mathbf{w}[0]^\top \mathbf{w}[1]^\top \dots \mathbf{w}[N-1]^\top]^\top \in \mathbb{R}^{pN}$. We denote intervals using $\mathbb{N}_{[a,b]}$ where $a, b \in \mathbb{N}$, $a < b$.

Consider the linear time-invariant dynamical system

$$\mathbf{x}[k+1] = \mathbf{A}\mathbf{x}[k] + \mathbf{B}u[k] + \mathbf{G}\mathbf{w}[k] \quad (1)$$

with state $\mathbf{x} \in \mathbb{R}^n$, controlled input $u \in \mathbb{R}^m$, disturbance input $\mathbf{w} \in \mathbb{R}^p$, matrices A, B, G of the appropriate dimensions, and timestep $k \in [0, N]$. Given a deterministic initial condition x_0 , we rewrite the dynamics in concatenated form

$$\bar{\mathbf{x}} = \bar{A}x_0 + \bar{B}\bar{u} + \bar{G}\bar{\mathbf{w}} \quad (2)$$

with state $\bar{\mathbf{x}} \in \mathbb{R}^{n(N+1)}$, input $\bar{u} \in \mathcal{U}^N = [u_{\min}, u_{\max}]^N \subset \mathbb{R}^{mN}$, disturbance $\bar{\mathbf{w}} \in \mathbb{R}^{pN}$, and matrices $\bar{A}, \bar{B}, \bar{G}$, as in [14], [15].

We presume $\bar{\mathbf{w}}$ is a stationary, independent stochastic process, that is the concatenation of a sequence of samples, $\{\mathbf{w}_j\}_{j=1}^{N_s}$, drawn from the probability space Ω . The probability space is defined by $(\Omega, \mathcal{B}(\mathbb{R}^{pN}), \mathbb{P}_{\bar{\mathbf{w}}})$ with $\mathbb{P}_{\bar{\mathbf{w}}}$ as the induced probability distribution of \mathbb{P} [16, Prop. 2.1].

Problem 1. *Solve the optimization problem*

$$\min_{\bar{u}} \quad \mathbb{E} \left[(\bar{\mathbf{x}} - \bar{x}_d)^\top Q (\bar{\mathbf{x}} - \bar{x}_d) + \bar{u}^\top R \bar{u} \right] \quad (3a)$$

$$\text{s.t.} \quad \mathbb{P} \{ \bar{\mathbf{x}} \notin \mathcal{S} \} \leq \Delta \quad (3b)$$

$$\bar{u} \in \mathcal{U}^N \quad (3c)$$

subject to the dynamics in (2), for a desired trajectory $\bar{x}_d \in \mathbb{R}^{n(N+1)}$, positive definite matrices $Q \in \mathbb{R}^{n(N+1) \times n(N+1)}$ and $R \in \mathbb{R}^{mN \times mN}$, polytopic constraint set $\mathcal{S} \subseteq \mathbb{R}^{n(N+1)}$ that is closed and bounded, and constraint violation threshold $\Delta \in [0, 1]$, without direct knowledge of the cumulative distribution function or moments of \mathbf{w} , but with observations of N_s samples $\{\mathbf{w}_j\}_{j=1}^{N_s}$.

The standard approach to solving (3) when the disturbance process is well characterized is to tighten the joint chance constraint (3b) via individual chance constraints [14], [15]. However, two main challenges then arise: 1) reliance of (3a) and (3b) upon moments and the cumulative distribution function, respectively, of the unknown noise process, and 2) non-convexity of the individual chance constraints. The former can be seen from expanding (3a),

$$\begin{aligned} & \mathbb{E} \left[(\bar{\mathbf{x}} - \bar{x}_d)^\top Q (\bar{\mathbf{x}} - \bar{x}_d) + \bar{u}^\top R \bar{u} \right] = \\ & (\mathbb{E}[\bar{\mathbf{x}}] - \bar{x}_d)^\top Q (\mathbb{E}[\bar{\mathbf{x}}] - \bar{x}_d) + \bar{u}^\top R \bar{u} + \text{tr}(Q \bar{G} \text{diag}(C_{\bar{\mathbf{w}}}) \bar{G}^\top) \end{aligned} \quad (4)$$

with $\mathbb{E}[\bar{\mathbf{x}}] = \bar{A}x_0 + \bar{B}\bar{u} + \bar{G}\mathbb{E}[\bar{\mathbf{w}}]$, $C_{\bar{\mathbf{w}}} = \mathbb{E}[\bar{\mathbf{w}}^2] - (\mathbb{E}[\bar{\mathbf{w}}])^2$.

Characteristic functions provide a means to obtain moments as well as the cumulative distribution function.

Definition 1. *The characteristic function of a random vector $\mathbf{w} \in \mathbb{R}^p$ is*

$$\varphi_{\mathbf{w}}(t) = \mathbb{E}[\exp(it^\top \mathbf{w})] = \int_{\mathbb{R}^p} \exp(it^\top \mathbf{w}) d\Phi_{\mathbf{w}}(x) \quad (5)$$

which is the Riemann–Stieltjes integral of $\exp(it^\top \mathbf{w})$ over the frequency variable $t \in \mathbb{R}^p$ with respect to the cumulative distribution function, $\Phi_{\mathbf{w}}(x)$.

Since we have no direct knowledge of \mathbf{w} , the empirical characteristic function can be used to compute the cumulative distribution function and moments from samples of \mathbf{w} .

Definition 2 (Empirical Characteristic Function [10], [12]). *Let $\{\mathbf{w}_j\}_{j=1}^{N_s}$ be the sequence of N_s observations of the random vector, \mathbf{w} . The empirical characteristic function is*

$$\hat{\varphi}_{\mathbf{w}}(t) = \sum_{j=1}^{N_s} \alpha_j(\mathbf{w}) K_{\mathbf{w}_j}(t) \quad (6a)$$

$$K_{\mathbf{w}_j}(t) = \exp(it^\top \mathbf{w}_j) \exp(-\frac{1}{2}(t^\top \Sigma t)) \quad (6b)$$

for some smoothing parameter matrix $\Sigma \in \mathbb{R}^{p \times p}$ and weighting function $\alpha_j(\mathbf{w}) > 0$, with $\sum_{j=1}^{N_s} \alpha_j(\mathbf{w}) = 1$.

A variety of approaches can be used to find a suitable Σ , to avoid over-smoothing and under-smoothing [17]. The smoothing in (6b) is important for ensuring continuity in the cumulative distribution function [18, Eq. 1.2.1] approximated via Theorem 1 from the empirical characteristic function.

Theorem 1 (Gil-Pileaz Inversion Theorem, [19]). *The cumulative distribution function of a random variable $\mathbf{y} \in \mathbb{R}$ can be written in terms of the characteristic function as*

$$\Phi_{\mathbf{y}}(x) = \frac{1}{2} - \frac{1}{\pi} \int_0^\infty \text{Im} \left(\frac{\exp(-it_{\mathbf{y}}x) \varphi_{\mathbf{y}}(t_{\mathbf{y}})}{t_{\mathbf{y}}} \right) dt_{\mathbf{y}} \quad (7)$$

where $t_{\mathbf{y}} \in \mathbb{R}$ and $\varphi_{\mathbf{y}}(t_{\mathbf{y}})$ is the characteristic function of the random variable \mathbf{y} .

The integral in (7) is assured to converge, since it is a convex combination of characteristic functions (Definition 2), which exist for any random vector [18, Thm. 2.1.3].

Definition 3. *The d^{th} moment of \mathbf{w} can be written as*

$$\mathbb{E}[\mathbf{w}^d] = (-i)^d \left[\frac{\partial^d \varphi_{\mathbf{w}}(t)}{\partial t_1^d} \dots \frac{\partial^d \varphi_{\mathbf{w}}(t)}{\partial t_p^d} \right]_{t=0}^\top \quad (8)$$

Hence to solve Problem 1, we first solve the following.

Problem 1.a. *Using the empirical characteristic function, 1) construct a concave under-approximation of the approximate cumulative distribution function $\hat{\Phi}_{\mathbf{w}}(x)$, and 2) approximate the first two moments of $\bar{\mathbf{w}}$.*

Problem 1.b. *Reformulate (3) into a convex, conic stochastic optimal control problem, so that feasible solutions of the convex program are feasible solutions of (3).*

III. METHOD

We first transform (3b) into a series of individual chance constraints, each with a risk δ_i . We represent the set \mathcal{S} as $\mathcal{S} = \{ \bar{\mathbf{x}} \in \mathbb{R}^{n(N+1)} : P\bar{\mathbf{x}} \leq q \}$ for some $P \in \mathbb{R}^{l \times n(N+1)}$, $q \in \mathbb{R}^l$. Denoting the i^{th} constraint as $p_i^\top \bar{\mathbf{x}} \leq q_i$, we obtain

$$\mathbb{P} \{ p_i^\top \bar{G} \bar{\mathbf{w}} \leq q_i - p_i^\top (\bar{A}x_0 + \bar{B}\bar{u}) \} \geq 1 - \delta_i \quad (9a)$$

$$\Leftrightarrow \Phi_{p_i^\top \bar{G} \bar{\mathbf{w}}}(q_i - p_i^\top (\bar{A}x_0 + \bar{B}\bar{u})) \geq 1 - \delta_i \quad (9b)$$

$$\sum_{i=1}^l \delta_i \leq \Delta, \delta_i \geq 0, \Delta \in [0, 1], \forall i \in \mathbb{N}_{[1, l]} \quad (9c)$$

for $p_i \in \mathbb{R}^{n(N+1)}$, $q_i \in \mathbb{R}$, $\delta_i \in [0, 1] \subseteq \mathbb{R}$ with $\bar{\delta} \in \mathbb{R}^l$.

Then solutions of the optimization problem

$$\min_{\bar{u}, \bar{\delta}} \quad \mathbb{E} \left[(\bar{\mathbf{x}} - \bar{x}_d)^\top Q (\bar{\mathbf{x}} - \bar{x}_d) + \bar{u}^\top R \bar{u} \right] \quad (10a)$$

$$\text{s.t.} \quad \begin{cases} \Phi_{p_i^\top \bar{G} \bar{\mathbf{w}}} (q_i - p_i^\top (\bar{A} x_0 + \bar{B} \bar{u})) \geq 1 - \delta_i & (10b) \\ \forall i \in \mathbb{N}_{[1, l]} \end{cases}$$

$$q_i - p_i^\top (\bar{A} x_0 + \bar{B} \bar{u}) \geq x_i^{lb} \quad (10c)$$

$$\sum_{i=1}^l \delta_i \leq \Delta, \delta_i \geq 0, \Delta \in [0, 1] \quad (10d)$$

$$\bar{u} \in \mathcal{U}^N \quad (10e)$$

are also feasible solutions of (3). This is because the joint chance constraint (3b) is enforced by (10b) and (10d) with the additional constraint (10c), which restricts the domain of the i^{th} chance constraint by some lower bound x_i^{lb} .

However, several difficulties arise. Note that (10) is non-convex due to (10b). The constraint (10c) ensures a restriction to the concave region of $\Phi_{p_i^\top \bar{G} \bar{\mathbf{w}}}(x)$. For unimodal distributions, the inflection point, x_i^{lb} , occurs about the mode [20, Def. 1.1], but for arbitrary distributions, this may not be true.

In addition, (10a) is dependent upon the first two moments of $\bar{\mathbf{w}}$ and (10b) is dependent upon the cumulative distribution function of $p_i^\top \bar{G} \bar{\mathbf{w}}$, $\forall i \in \mathbb{N}_{[1, l]}$. Hence we seek empirical characteristic functions to approximate the cumulative distribution function and moments based on samples \mathbf{w}_j . In addition, we also seek a method to reformulate (10b) using its approximation from the empirical characteristic function with a concave restriction (10c) by finding x_i^{lb} to solve a convex problem.

A. Approximating the cumulative distribution function and moments from the empirical characteristic function

Applying Definition 2, we obtain

$$\hat{\Phi}_{p_i^\top \bar{G} \bar{\mathbf{w}}}(t) = \sum_{j=1}^{N_s} \alpha_j(\bar{\mathbf{w}}) \exp(it p_i^\top \bar{G} \bar{\mathbf{w}}_j) \exp\left(-\frac{1}{2}((p_i^\top \bar{G}) \bar{\Sigma} (p_i^\top \bar{G})^\top t^2)\right) \quad (11a)$$

$$\hat{\Phi}_{\bar{\mathbf{w}}}(t) = \sum_{j=1}^{N_s} \alpha_j(\bar{\mathbf{w}}) \exp(it^\top \bar{\mathbf{w}}_j) \exp\left(-\frac{1}{2}(\bar{t}^\top \bar{\Sigma} \bar{t})\right) \quad (11b)$$

where $\bar{\Sigma} = \text{diag}([\Sigma_0 \cdots \Sigma_N]) \in \mathbb{R}^{pN \times pN}$, $\bar{t} = [t_0 \cdots t_N]^\top \in \mathbb{R}^{pN}$ and $\alpha_j(\bar{\mathbf{w}}) = 1/N_s$. To approximate $\Phi_{p_i^\top \bar{G} \bar{\mathbf{w}}}$ in (10b), we use (7) to obtain $\hat{\Phi}_{p_i^\top \bar{G} \bar{\mathbf{w}}}$. For the moments in the cost (10a), we use (8) to obtain the approximate moments of $\bar{\mathbf{w}}$.

B. Constructing a Convex Restriction for (10b)

We seek a conic representation of (10b) with a restriction for which it is concave [20, Def 1.1]. For a user-defined error, ϵ , and desired number of affine terms, N_{dr} , we construct a piecewise affine under-approximation [21, Sec. Sec. 4.3.1],

$$\hat{\Phi}_{p_i^\top \bar{G} \bar{\mathbf{w}}}^l = \min_{r \in \mathbb{N}_{[1, z^i]}} \{a_{i,r} x + c_{i,r}\} \quad (12)$$

such that

$$0 \leq \hat{\Phi}_{p_i^\top \bar{G} \bar{\mathbf{w}}}(x) - \hat{\Phi}_{p_i^\top \bar{G} \bar{\mathbf{w}}}^l(x) \leq \epsilon \quad (13)$$

is assured over the domain $\mathcal{D}_i = [x_i^{lb}, \infty]$. We define $a_{i,r}$ and $c_{i,r}$ as the slope and intercept for the r^{th} affine term.

We propose Algorithm 1 to construct the piecewise linear under-approximation of the cumulative distribution function, with a concave restriction x^{lb} , derived from the empirical characteristic function.

Algorithm 1 Computing $\hat{\Phi}_{\mathbf{w}}^l$ from $\hat{\Phi}_{\mathbf{w}}$

Evaluations of cumulative distribution function $\{(x_p, \hat{\Phi}_{\mathbf{w}}(x_p))\}_{p=1}^{N_p}$, desired error ϵ , desired number of affine terms N_{dr} .

Output: affine terms of $\hat{\Phi}_{\mathbf{w}}^l$, $\{(a_j, c_j)\}_{j=1}^z$, restriction x^{lb}

- 1: continue \leftarrow true, $p \leftarrow N_p$
 - 2: **while** continue = true **do** $\forall j \in \mathbb{N}_{[1, p-1]}$, $\forall k \in \mathbb{N}_{[j, p]}$
 - 3: $a_j \leftarrow \frac{\hat{\Phi}_{\mathbf{w}}(x_p) - \hat{\Phi}_{\mathbf{w}}(x_j)}{x_p - x_j}$
 - 4: $c_j \leftarrow \hat{\Phi}_{\mathbf{w}}(x_p) - m_j x_j$
 - 5: $y_{j,k} \leftarrow a_j x_k + c_j$
 - 6: $error_{j,k} \leftarrow \hat{\Phi}_{\mathbf{w}}(x_k) - y_{j,k}$
 - 7: $w \leftarrow$ Smallest j such that $\max_j \{error_{j,k}\} < \epsilon$ and $error_{j,k} > 0$
 - 8: **if** $w = \emptyset$ or $z > N_{dr}$ or $\|w - p\| = 1$ **then**
 - 9: continue \leftarrow false
 - 10: $(a_j, c_j)_{j=1}^z \leftarrow \{(0, \Phi_{\mathbf{w}}(x_{N_p}))\} \cup \mathcal{F}$, $x^{lb} \leftarrow x_j$
 - 11: **else**, $\mathcal{F} \leftarrow \{(a_j, c_j)\}_{j=w}^z$, $p = w$
 - 12: **end if**
 - 13: **end while**
-

Algorithm 1 is based on the sandwich algorithm [22], and is demonstrated in Figure 1. At each of N_p evaluation points, $\{(x_p, \hat{\Phi}_{\mathbf{w}}(x_p))\}_{p=1}^{N_p}$, the algorithm constructs affine terms, and stores the affine terms which result in largest positive error close to ϵ . This is repeated until the break conditions are met (line 8) with a total of z piecewise affine terms. We choose an upper bound $\Phi_{\mathbf{w}}(x_{N_p})$ (line 10), as it is unreasonable to infer the probability of an event beyond $\max_{j \in \mathbb{N}_{[1, N_s]}} (p_j^\top \bar{G} \bar{\mathbf{w}}_j)$, and it assures (13) holds on \mathcal{D}_i . This solves Problem 1.a.

C. Underapproximative, Conic Optimization Problem

We replace the individual chance constraints in (10b) and the lower bounds in (10c) with a conic, convex reformulation, obtained from Algorithm 1, resulting in the following.

$$\min_{\bar{u}, \bar{\delta}} \quad \mathbb{E} \left[(\bar{\mathbf{x}} - \bar{x}_d)^\top Q (\bar{\mathbf{x}} - \bar{x}_d) + \bar{u}^\top R \bar{u} \right] \quad (14a)$$

$$\text{s.t.} \quad \begin{cases} a_{i,r}(q_i - p_i^\top (\bar{A} x_0 + \bar{B} \bar{u})) + c_{i,r} \geq 1 - \delta_i & (14b) \\ \forall i \in \mathbb{N}_{[1, l]} \end{cases}$$

$$q_i - p_i^\top (\bar{A} x_0 + \bar{B} \bar{u}) \geq x_i^{lb} \quad (14c)$$

$$\sum_{i=1}^l \delta_i \leq \Delta, \delta_i \geq 0, \Delta \in [0, 1] \quad (14d)$$

$$\bar{u} \in \mathcal{U}^N \quad (14e)$$

The optimization problem in (14) can be posed as a second-order cone program [21, Sec. 4.4]. Algorithm 2 summarizes how the methods described in this section solve (14).

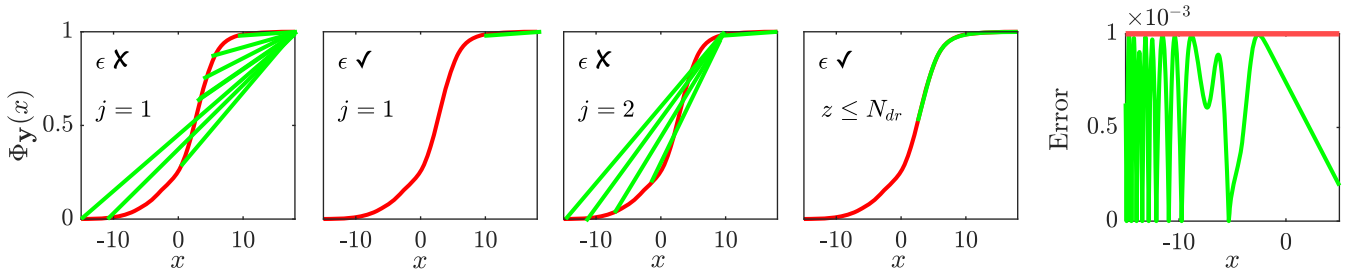


Fig. 1: (Left to Right) Algorithm 1 under-approximates the cumulative distribution function, $\hat{\Phi}_{\mathbf{y}}(x)$ (red), with $\hat{\Phi}_{\mathbf{y}}^l(x)$ (green), for some user-defined error, ϵ . We use 1000 samples of $\mathbf{y} = \mathbf{f}\mathbf{y}_1 + (1 - \mathbf{f})\mathbf{y}_2$, with Bernoulli random variable \mathbf{f} , \mathbf{y}_1 a Gaussian $\mathcal{N}(0, 0.2)$, and \mathbf{y}_2 a Weibull distribution $\text{Weib}(k = 4, \theta = 2)$. The error $\hat{\Phi}_{\mathbf{y}}(x) - \hat{\Phi}_{\mathbf{y}}^l(x) \leq \epsilon$ is depicted on the far right.

Algorithm 2 Underapproximative, conic optimization (14)

Time horizon N , ΔT , polytopic set $\{P, q\}$, samples $\{\mathbf{w}_j\}_{j=1}^{N_s}$, (11a), (11b), evaluation points N_p , desired error ϵ , desired number of affine terms N_{dr} , smoothing matrix $\bar{\Sigma}$.

Output: Open loop input \bar{u} , risk allocation $\bar{\delta}$

- 1: **for** $i \in \mathbb{N}_{[1, l]}$ **do**
- 2: Let $\mathcal{D} = [\min_{j \in \mathbb{N}_{[1, N_s]}} (p_i^\top \bar{G} \bar{\mathbf{w}}_j), \max_{j \in \mathbb{N}_{[1, N_s]}} (p_i^\top \bar{G} \bar{\mathbf{w}}_j)]$
- 3: $\{(x_p, \Phi_{p_i^\top \bar{G} \bar{\mathbf{w}}} (x_p))\}_{p=1}^{N_p} \leftarrow$ Using (7) and (11a).
- 4: $\{(a_{i,r}, c_{i,r})\}_{r=1}^{z^i}$ and $x_i^{lb} \leftarrow$ From Algorithm 1
- 5: Let $\mathcal{D}_i \leftarrow [x_i^{lb}, \infty]$
- 6: **end for**
- 7: $\mathbb{E}[\bar{\mathbf{w}}], \mathbb{E}[\bar{\mathbf{w}}^2] \leftarrow$ Using (8) and (11b).
- 8: $C_{\bar{\mathbf{w}}} \leftarrow \mathbb{E}[\bar{\mathbf{w}}^2] - (\mathbb{E}[\bar{\mathbf{w}}])^2$
- 9: $\{\bar{u}, \bar{\delta}\} \leftarrow$ Solve (14).

Theorem 2. If $\hat{\varphi}_{\bar{\mathbf{w}}}(t)$ converges in probability to $\varphi_{\bar{\mathbf{w}}}(t)$ as $N_s \rightarrow \infty$, every feasible solution of (14) is feasible for (3).

Proof. By [12, Thm 2.1] $\hat{\varphi}_{\bar{\mathbf{w}}}(t)$ converges to $\varphi_{\bar{\mathbf{w}}}(t)$ as $N_s \rightarrow \infty$. By the Portmanteau theorem, the cumulative distribution function converges [23, Thm. 2.1]. For $\hat{\varphi}_{\bar{\mathbf{w}}}(t)$ that is differentiable at zero, then by (11b), the moments converge [18, Thm. 2.3.2]. \square

Remark 1. The ECF converges at a rate $\sqrt{N_s}$ [10, Sec. 3].

Asymptotic convergence establishes the relationship between our convex formulation and the original problem, but it is not practical in order to solve the reformulation quickly nor does it guarantee that (14b) is an under-approximation. We provide confidence intervals on the cumulative distribution function, a worst-case under-approximation.

Definition 4 (Dvoretzky–Kiefer–Wolfowitz Inequality [24]). Given an empirical cumulative distribution function, $\hat{\Phi}_{p_i^\top \bar{G} \bar{\mathbf{w}}}^E(x)$, from N_s samples, the probability that the worst deviation is above some ϵ_E is

$$\mathbb{P} \left\{ \sup_{x \in \mathbb{R}} \left(\left| \hat{\Phi}_{p_i^\top \bar{G} \bar{\mathbf{w}}}^E(x) - \Phi_{p_i^\top \bar{G} \bar{\mathbf{w}}}(x) \right| > \epsilon_E \right) \right\} \leq \alpha \quad (15)$$

for $\alpha = 2e^{-2N_s\epsilon_E^2}$.

Hence for a desired confidence level α , using N_s samples, we have $\epsilon_E = ((2N_s)^{-1} \ln(2/\alpha))^{1/2}$. To make use of (15) for $\hat{\Phi}$, we make the following assumption.

Assumption 1. For $x \in \mathcal{D}_i$, $|\hat{\Phi}_{p_i^\top \bar{G} \bar{\mathbf{w}}}^E(x) - \hat{\Phi}_{p_i^\top \bar{G} \bar{\mathbf{w}}}(x)| \leq \epsilon_D$.

Assumption 1 is dependent upon $\bar{\Sigma}$ and N_s , and reasonable for $\bar{\Sigma}$ chosen to avoid under- or over-smoothing. Both terms converge to $\Phi_{p_i^\top \bar{G} \bar{\mathbf{w}}}(x)$ as $N_s \rightarrow \infty$, so their difference tends to zero [25, Thm. 20.6].

Theorem 3 (Confidence Interval for $\hat{\Phi}_{p_i^\top \bar{G} \bar{\mathbf{w}}}(x)$). Given Def. 4 and Assumption 1, we have that with probability $1 - \alpha$,

$$|\hat{\Phi}_{p_i^\top \bar{G} \bar{\mathbf{w}}}(x) - \Phi_{p_i^\top \bar{G} \bar{\mathbf{w}}}(x)| \leq \epsilon_E + \epsilon_D \quad (16)$$

Proof. For $x \in \mathcal{D}_i$, by Def. 4 and by the least upper bound property [26, Def. 5.5.5], we have that $|\hat{\Phi}_{p_i^\top \bar{G} \bar{\mathbf{w}}}^E(x) - \Phi_{p_i^\top \bar{G} \bar{\mathbf{w}}}(x)| \leq \epsilon_E$ is satisfied with probability $1 - \alpha$. By the properties of absolute value [26, Prop. 4.3.3],

$$\hat{\Phi}_{p_i^\top \bar{G} \bar{\mathbf{w}}}^E(x) - \epsilon_E \leq \Phi_{p_i^\top \bar{G} \bar{\mathbf{w}}}(x) \leq \hat{\Phi}_{p_i^\top \bar{G} \bar{\mathbf{w}}}^E(x) + \epsilon_E \quad (17)$$

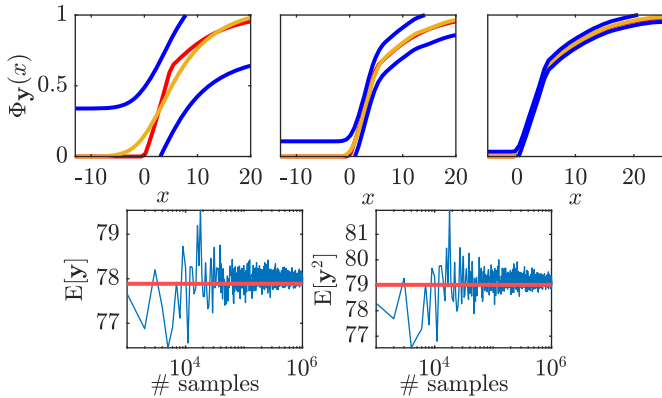


Fig. 2: (Top) Approximation $\hat{\Phi}_{\mathbf{y}}(x)$ (yellow) of $\Phi_{\mathbf{y}}(x)$ (red) with 80% confidence interval bands (blue) for 10, 100, and 1000 samples. (Bottom) Convergence of $\mathbb{E}[y]$ and $\mathbb{E}[y^2]$. We presume $\mathbf{y} = \mathbf{f}\mathbf{y}_1 + (1 - \mathbf{f})\mathbf{y}_2$ for a Bernoulli random variable \mathbf{f} , with $\mathbf{y}_1, \mathbf{y}_2$, drawn from a gamma distribution $\text{Gam}(k = 2, \theta = 5)$, and a uniform distribution $\text{Unif}[0, 5]$, respectively.

D. Convergence and Confidence Intervals

While (14) is convex and conic, its relationship to (3) is not clear, as it utilizes an under-approximation of the approximate cumulative distribution function, $\hat{\Phi}_{p_i^\top \bar{G} \bar{\mathbf{w}}}(x)$ and approximate moments of $\bar{\mathbf{w}}$. We first establish asymptotic convergence, then construct confidence intervals to describe a relationship to (3).

By Assumption 1 and the properties of absolute value,

$$\hat{\Phi}_{p_i^\top \bar{G}\bar{w}}(x) - \epsilon_D \leq \hat{\Phi}_{p_i^\top \bar{G}\bar{w}}^E(x) \leq \hat{\Phi}_{p_i^\top \bar{G}\bar{w}}(x) + \epsilon_D \quad (18)$$

Since $\hat{\Phi}_{p_i^\top \bar{G}\bar{w}}(x)$, $\hat{\Phi}_{p_i^\top \bar{G}\bar{w}}^E(x)$, and $\Phi_{p_i^\top \bar{G}\bar{w}}(x)$ are positive, bounded, right-hand continuous functions [25], we combine (17) and (18), so that $\hat{\Phi}_{p_i^\top \bar{G}\bar{w}}(x) - \epsilon_E - \epsilon_D \leq \Phi_{p_i^\top \bar{G}\bar{w}}(x) \leq \hat{\Phi}_{p_i^\top \bar{G}\bar{w}}(x) + \epsilon_E + \epsilon_D$. Thus, we have (16) by the properties of absolute value. \square

Corollary 1. Given $\hat{\Phi}_{p_i^\top \bar{G}\bar{w}}^l(x)$, which under-approximates $\hat{\Phi}_{p_i^\top \bar{G}\bar{w}}(x)$ according to (13) on \mathcal{D}_i , and the confidence interval $\epsilon_D + \epsilon_E$ in (16) with likelihood $1 - \alpha$, we have $\hat{\Phi}_{p_i^\top \bar{G}\bar{w}}^l(x) - \epsilon - \epsilon_E - \epsilon_D \leq \Phi_{p_i^\top \bar{G}\bar{w}}(x)$ with likelihood $1 - \alpha$.

Proof. Follows directly from (13) and (16). \square

Corollary 1 establishes a worst-case under-approximation to the true cumulative distribution function. A similar approach can be taken for $\mathbb{E}[\bar{w}]$ and $\mathbb{E}[\bar{w}^2]$, using results from [27] and [28], respectively. However, because the approximate moments are cheap to compute (i.e., 3.22 seconds for 10^6 samples), numerical approximations can be quite accurate (Figure 2). In contrast, the computational cost of sampling is high for the chance constraint under-approximation.

Algorithm 2 and the optimization reformulation (14), along with convergence results and confidence intervals in this section, solve Problem 1.b.

IV. EXAMPLES

We demonstrate our approach on two examples. We presume $N_s = 1000$, $N_p = 1000$, $\epsilon = 1 \times 10^{-3}$, $N_{dr} = 20$, and $\Delta = 0.2$. In each case, we compare our method to a mixed-integer particle control approach [29], which uses disturbance samples (we chose 50) to compute an open-loop controller. To do so, we used Monte-Carlo simulation with 10^5 disturbance sequences. All computations were done in MATLAB with a 3.80GHz Xeon processor and 32GB of RAM. The optimization problems were formulated in CVX [30] and solved with Gurobi [31]. The inversion (7) uses CharFunTool [32] and system formulations are implemented in SReachTools [33]. We use [34], which employs linear diffusion and a plug-in method, to compute $\bar{\Sigma}$.

A. Double Integrator

Consider a double integrator

$$\mathbf{x}[k+1] = \begin{bmatrix} 1 & \Delta T \\ 0 & 1 \end{bmatrix} \mathbf{x}[k] + \begin{bmatrix} \frac{\Delta T^2}{2} \\ \Delta T \end{bmatrix} u[k] + \mathbf{w}[k] \quad (19)$$

with state $\mathbf{x} \in \mathbb{R}^2$, disturbance $\mathbf{w} \in \mathbb{R}^2$, input $u \in \mathcal{U} = [-100, 100] \subset \mathbb{R}$, sampling time $\Delta T = 0.25$, and time horizon $N = 10$. Disturbance samples are drawn independently for each dimension, from a uniform distribution $\text{Unif}[-5, 5]$ on \mathbf{w}_1 , and from a scaled gamma distribution $0.005 \cdot \text{Gam}(k = 8, \theta = 0.5)$ on \mathbf{w}_2 . The cost function has $Q = 10I_{2 \times 2}$, $R = 10^{-2}I_{10 \times 10}$. The time-varying constraint set is $\mathcal{S} = \{t \in \mathbb{N}_{[0, N]} \times \mathbb{R}^2 : p_1 t + q_1 \leq \mathbf{x}_1 \leq p_2 t + q_2\}$ with $p_1 = -p_2 = -2$, $q_1 = -q_2 = -50$. The reference

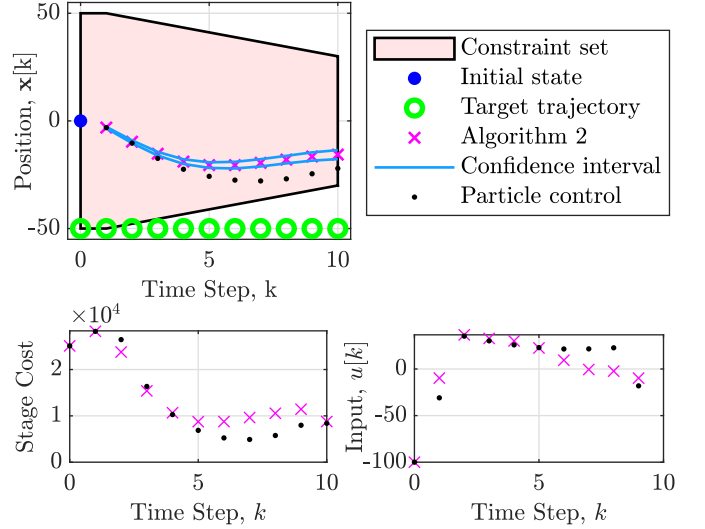


Fig. 3: (Top) Mean trajectories for the double integrator. Algorithm 2 satisfies the desired constraint satisfaction likelihood, while particle control [29] does not. The reference trajectory is chosen to test constraint violation. (Bottom) Mean stage cost and control input. Algorithm 2 has higher stage cost due to constraint satisfaction.

TABLE I: Empirical evaluation of the constraint satisfaction likelihood and mean computation time, based on 10^5 samples.

| Example | Algorithm 2 | | Particle Control | |
|--------------------|--------------|----------|------------------|----------|
| | $1 - \Delta$ | Time (s) | $1 - \Delta$ | Time (s) |
| Double Integrator | 0.912 | 2.502 | 0.697 | 144.6 |
| Hypersonic Vehicle | 0.889 | 5.395 | 0.639 | 31.563 |

trajectory, $x_d = [50 \ 0]^\top$, was chosen intentionally to be outside of the constraint set, to test constraint violation.

While the mean state trajectories from Algorithm 2 and from particle control are similar (Figure 3), the stage cost, i.e. the cost at each time, and the control trajectories differ. Algorithm 2 exceeds the constraint satisfaction likelihood of 0.8, while particle control falls well below (Table I). This is due to the fact that Algorithm 2 is based on 1000 disturbance samples, while particle control is based on only 50 (from inherent undersampling due to computational cost). The higher cost for Algorithm 2 is incurred because of constraint satisfaction.

B. One-way Hypersonic Vehicle

Consider a hypersonic vehicle with longitudinal dynamics

$$\begin{aligned} \dot{h} &= V \sin(\theta - \alpha) \\ \dot{V} &= \frac{1}{m}(T(\Psi, \alpha) \cos \alpha - D(\alpha, \delta_e)) - g \sin(\theta - \alpha) \\ \dot{\alpha} &= \frac{1}{mV}(-T(\Psi, \alpha) \sin \alpha - L) + Q + \frac{g}{V} \cos(\theta - \alpha) \\ \dot{\theta} &= Q \\ \dot{Q} &= M(\alpha, \delta_e, \Psi)/I_{yy} \end{aligned} \quad (20)$$

with state $\mathbf{x} = [h \ V \ \alpha \ \theta \ Q]^\top$ and input $u = [\Psi \ \delta_e]^\top$, that includes fuel-to-air ratio Ψ and elevator deflection δ_e [35]. We linearize (20) about the trim condition, $x_d = [85000 \text{ ft}, 7702 \text{ ft/s}, 0.026 \text{ rad}, 0.026 \text{ rad}, 0 \text{ rad}]$, which is also the reference trajectory, and $u_d = [0.25, 0.2 \text{ rad}]$, and add a disturbance $\mathbf{w} \in \mathbb{R}^2$, which affects \dot{h} and V

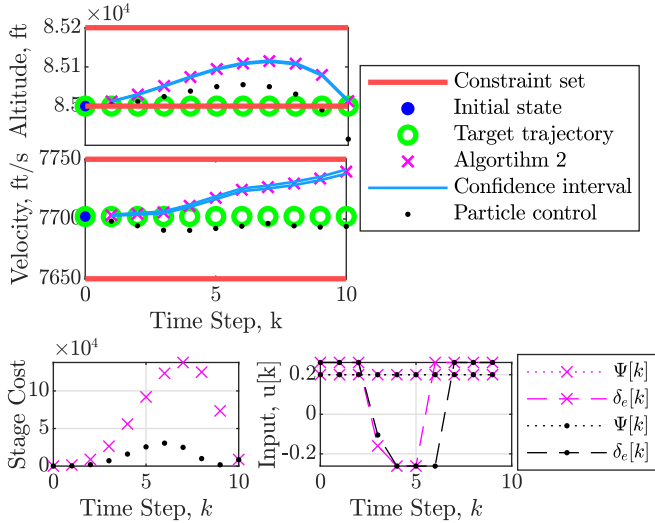


Fig. 4: (Top) Mean trajectories for the hypersonic vehicle. Constraint satisfaction is above the desired likelihood with Algorithm 2, but not with particle control [29]. (Bottom) Mean stage cost and input. The particle control cost is low because constraints are not satisfied.

only, with w_1 , w_2 drawn from a scaled Weibull distribution, $2 \cdot \text{Weib}(k = 5, \theta = 4)$, and a gamma distribution, $\text{Gam}(k = 5, \theta = 1)$, respectively. We discretize in time with $\Delta T = 0.25$, $N = 10$. The cost function has $Q = 10I_{55 \times 55}$ and $R = 10^{-2}I_{20 \times 20}$. The constraint set, $\mathcal{S} = \{t \in \mathbb{N}_{[0, N]} \times \mathbb{R}^5 : h \in [85000 \text{ ft}, 85200 \text{ ft}], V \in [7650 \text{ ft/s}, 7750 \text{ ft/s}]\}$, and input constraints $\Psi \in [0.2, 1.2]$ $\delta_e \in [-0.26 \text{ rad}, 0.26 \text{ rad}]$ arise from the flight envelope and the operational mode [36]–[38].

Comparing Algorithm 2 to the particle filter approach, mean trajectories (Figure 4) show a similar trend as in Section IV-A. While constraints are satisfied under Algorithm 2 with at least the desired likelihood, particle control violates the altitude constraint, and is excessively conservative with respect to the speed constraint. The constraint satisfaction likelihood is 0.889 for Algorithm 2, but only 0.639 for particle control (Table I).

V. ACKNOWLEDGEMENTS

We thank Maria Cristina Pereyra and Abraham Vinod for their feedback and discussions.

REFERENCES

- [1] A. Mesbah, “Stochastic model predictive control: An overview and perspectives for future research,” *IEEE Control Syst. Mag.*, vol. 36, no. 6, pp. 30–44, 2016.
- [2] D. Bertsekas and S. Shreve, *Stochastic optimal control: The discrete time case*. Academic Press, 1978.
- [3] R. Stengel, *Optimal control and estimation*. Dover, 1994.
- [4] A. Nilim and L. El Ghaoui, “Robust control of Markov decision processes with uncertain transition matrices,” *Operations Res.*, vol. 53, no. 5, pp. 780–798, 2005.
- [5] S. Samuelson and I. Yang, “Data-driven distributionally robust control of energy storage to manage wind power fluctuations,” in *IEEE Conf. on Ctrl. Technol. and Appl.*, 2017, pp. 199–204.
- [6] I. Yang, “A Convex Optimization Approach to Distributionally Robust Markov Decision Processes With Wasserstein Distance,” *IEEE Contr. Syst. Lett.*, vol. 1, no. 1, pp. 164–169, 2017.
- [7] G. Darivianakis, A. Eichler, R. Smith, and J. Lygeros, “A data-driven stochastic optimization approach to the seasonal storage energy management,” *IEEE Contr. Syst. Lett.*, vol. 1, no. 2, pp. 394–399, 2017.

- [8] B. Calfa, I. Grossmann, A. Agarwal, S. Bury, and J. Wassick, “Data-driven individual and joint chance-constrained optimization via kernel smoothing,” *Comput. & Chem. Eng.*, vol. 78, pp. 51–69, 2015.
- [9] J. Caillaud, M. Cerf, A. Sassi, E. Trélat, and H. Zidani, “Solving chance constrained optimal control problems in aerospace via kernel density estimation,” *Optim Control Appl Methods*, vol. 39, no. 5, pp. 1833–1858, 2018.
- [10] J. Yu, “Empirical Characteristic Function Estimation and its Applications,” *Econom. Rev.*, vol. 23, no. 2, pp. 93–123, 2004.
- [11] S. Csorgo, “Limit Behaviour of the Empirical Characteristic Function,” *Ann. Probab.*, vol. 9, no. 1, pp. 130–144, Feb. 1981.
- [12] A. Feuerverger and R. Mureika, “The Empirical Characteristic Function and Its Applications,” *Ann. Stat.*, vol. 5, no. 1, pp. 88–97, 1977.
- [13] L. Blackmore, B. Açikmeşe, and D. Scharf, “Minimum-landing-error powered-descent guidance for mars landing using convex optimization,” *J. Guid. Control Dyn.*, vol. 33, no. 4, pp. 1161–1171, 2010.
- [14] E. Cinquemani, M. Agarwal, D. Chatterjee, and J. Lygeros, “Convexity and convex approximations of discrete-time stochastic control problems with constraints,” *Automatica*, vol. 47, no. 9, pp. 2082–2087, 2011.
- [15] M. Vitus, Z. Zhou, and C. Tomlin, “Stochastic Control With Uncertain Parameters via Chance Constrained Control,” *IEEE Trans. Autom. Ctrl.*, vol. 61, no. 10, pp. 2892–2905, 2016.
- [16] M. Eaton, *Multivariate statistics: a vector space approach*. John Wiley & Sons, Inc., 1983.
- [17] B. W. Silverman, *Density estimation for statistics and data analysis*. Chapman and Hall, 1986.
- [18] E. Lukacs, *Characteristic functions*, 2nd ed. London: Griffin, 1970.
- [19] J. Gil-Pelaez, “Note on the inversion theorem,” *Biometrika*, vol. 38, no. 3-4, pp. 481–482, 1951.
- [20] S. Dharmadhikari and K. Joag-Dev, *Unimodality, convexity, and applications*. Elsevier, 1988.
- [21] S. Boyd and L. Vandenberghe, *Convex optimization*. Cambridge university press, 2004.
- [22] G. Rote, “The convergence rate of the sandwich algorithm for approximating convex functions,” *Computing*, vol. 48, no. 3-4, pp. 337–361, 1992.
- [23] P. Billingsley, *Convergence of probability measures*. Wiley, 2013.
- [24] P. Massart, “The Tight Constant in the Dvoretzky-Kiefer-Wolfowitz Inequality,” *Ann. Probab.*, pp. 1269–1283, 1990.
- [25] P. Billingsley, *Probability and Measure*. Wiley, 2008.
- [26] T. Tao, *Analysis*. Springer, 2006, vol. 1.
- [27] T. Anderson, “Confidence limits for the expected value of an arbitrary bounded random variable with a continuous distribution function,” Stanford Dept. Of Statistics, Tech. Rep., 1969.
- [28] J. Romano and M. Wolf, “Explicit nonparametric confidence intervals for the variance with guaranteed coverage,” *Commun. Stat. - Theory Methods*, vol. 31, no. 8, pp. 1231–1250, 2002.
- [29] L. Blackmore, M. Ono, A. Bektassov, and B. Williams, “A probabilistic particle-control approximation of chance-constrained stochastic predictive control,” *IEEE Trans. Robot.*, vol. 26, no. 3, pp. 502–517, 2010.
- [30] M. Grant and S. Boyd, “CVX: Matlab software for disciplined convex programming, version 2.1,” <http://cvxr.com/cvx>, Mar. 2014.
- [31] L. Gurobi Optimization, “Gurobi optimizer reference manual,” 2019. [Online]. Available: <http://www.gurobi.com>
- [32] V. Witkovsky, “Numerical inversion of a characteristic function: An alternative tool to form the probability distribution of output quantity in linear measurement models,” *ACTA IMEKO*, vol. 5, no. 3, pp. 32–44, 2016.
- [33] A. P. Vinod, J. D. Gleason, and M. M. K. Oishi, “SReachTools: A MATLAB Stochastic Reachability Toolbox,” Montreal, Canada, pp. 33 – 38, April 16–18 2019, <https://sreachtools.github.io>.
- [34] Z. Botev, J. Grotowski, D. Kroese *et al.*, “Kernel density estimation via diffusion,” *Ann. Stat.*, vol. 38, no. 5, pp. 2916–2957, 2010.
- [35] J. T. Parker, A. Serrani, S. Yurkovich, M. Bolender, and D. Doman, “Control-oriented modeling of an air-breathing hypersonic vehicle,” *J. Guid. Control Dyn.*, vol. 30, no. 3, pp. 856–869, 2007.
- [36] J. Hicks, “Flight testing of airbreathing hypersonic vehicles,” NASA, Office of Management, Tech. Rep., 1993.
- [37] D. Dalle, S. Torrez, J. Driscoll, and M. Bolender, “Flight envelope calculation of a hypersonic vehicle using a first principles-derived model,” *17th AIAA International Space Planes and Hypersonic Systems and Technologies Conference*, 2011.
- [38] L. Fiorentini, A. Serrani, M. Bolender, and D. B. Doman, “Nonlinear robust adaptive control of flexible air-breathing hypersonic vehicles,” *J. Guid. Control Dyn.*, vol. 32, no. 2, pp. 402–417, 2009.