

A Fast Recursive Algorithm for G-STBC

Hufei Zhu, Wen Chen, Bin Li, and Feifei Gao, *Members, IEEE*

Abstract—This paper proposes a fast recursive algorithm for Group-wise Space-Time Block Code (G-STBC), which takes full advantage of the Alamouti structure in the equivalent channel matrix to reduce the computational complexity. With respect to the existing efficient algorithms for G-STBC, the proposed algorithm achieves better performance and usually requires less computational complexity.

Index Terms—Fast recursive algorithms, MIMO, V-BLAST, G-STBC, DSTTD, Alamouti structure.

I. INTRODUCTION

MULTIPLE-input multiple-output (MIMO) wireless communication systems possess huge channel capacities [1] when the multipath scattering is sufficiently rich. A MIMO system can provide two types of gains simultaneously, i.e. spatial multiplexing gain and diversity gain, while usually the increase in one type of gain needs the sacrifice in the other type of gain [2]. Two extreme examples of MIMO systems are Vertical Bell Laboratories Layered Space-Time architecture (V-BLAST) [3] and space-time block code (STBC) [4], [5], which achieve full spatial multiplexing gain and full diversity gain, respectively. The combination of V-BLAST and STBC is known as Group-wise STBC (G-STBC) or Multi-layered STBC (MLSTBC) [6]–[14], which achieves both spatial multiplexing gain and diversity gain concurrently. Specifically, the Alamouti code (the simplest and most popular STBC) [4] and the G-STBC consisting of two Alamouti codes [8], [12]–[14] have been adopted in wireless standards [15], where they are named space-time transmit diversity (STTD) and double-STTD (DSTTD), respectively.

In G-STBC, the transmit antennas are divided into M layers (groups), of which each has K transmit antennas and a corresponding STBC encoder. To detect one layer by suppressing the interferences from the other $M - 1$ layers, the detector in [6] requires $N \geq (M - 1) \times K + 1$ receive antennas, while the linear or successive interference cancelation (SIC) detectors in [7]–[14] only require $N \geq M$ receive antennas, which are developed from the equivalent channel model based on the temporal and spatial structure of STBC. Moreover, group-wise SIC detectors and trellis-coded modulation (TCM) encoders/decoders are jointly designed for G-STBC in [16]. The

H. Zhu and W. Chen are with Department of Electronic Engineering, Shanghai Jiao Tong University, Shanghai 200240, P. R. China and Huawei Technologies Co., Ltd., e-mail: zhuhufei@yahoo.com.cn and wenchen@sjtu.edu.cn;

H. Zhu is also with SKL of ISN, Xidian University, and W. Chen is also with SKL of Mobile Communications, Southeast University, P. R. China;

B. Li is with Huawei Technologies Co., Ltd., Shenzhen 518129, P.R. China, e-mail: binli@huawei.com;

F. Gao is with the Department of Automation, Tsinghua University, China, and is also with the School of Engineering and Science, Jacobs University Bremen, Germany. Email: feifeigao@ieee.org.

This work is supported by NSF China #60972031, by SEU SKL project #W200907, by ISN project #ISN11-01, and by National 973 project #2009CB824904.

minimum mean-square error (MMSE) ordered SIC (OSIC) detector for G-STBC [7] and that only for DSTTD [8] both require high computational complexities. Then some efficient detectors for G-STBC or only for DSTTD are proposed in [9]–[14]. The MMSE sub-optimal OSIC detector for V-BLAST [17] using sorted QR decomposition (SQRD) are extended to decode G-STBC in [9]. The simple linear Zero Forcing (ZF) detector for G-STBC in [10] is further simplified in [11] by utilizing Strassen algorithm. For DSTTD, SIC detectors are reported in [12], [13]. Recently the authors of [14] notice that none of the DSTTD detectors in [8], [12], [13] utilizes the post-cancellation orthogonal structure, and then utilizes that structure to develop the SIC detector [14] for DSTDD that reduces the complexity at the sacrifice of performance.

In this letter, we consider the G-STBC consisting of $M \geq 2$ Alamouti Codes. We deduce an efficient recursive algorithm to compute the initial estimation error covariance matrix, based on which we propose a fast recursive algorithm for G-STBC. The proposed algorithm exploits the Alamouti structure [18] in the equivalent channel matrix to reduce the complexity dramatically.

In what follows, $(\bullet)^T$, $(\bullet)^*$, and $(\bullet)^H$ denote matrix transposition, matrix conjugate, and matrix conjugate transposition, respectively. I_M is the identity matrix of size M .

II. SYSTEM MODEL

The considered G-STBC system consists of $M \times K$ transmit antennas and $N (\geq M)$ receive antennas in a rich-scattering and flat-fading wireless channel. It includes M parallel and independent STBC encoders. In this letter, we consider the Alamouti STBC encoder [4] with $K = 2$. The transmitted data stream $\mathbf{s}' = [s_{11} \ s_{12} \ s_{21} \ s_{22} \ \cdots \ s_{M1} \ s_{M2}]^T$ is de-multiplexed into M sub-streams. Each sub-stream s_{m1}, s_{m2} ($m = 1, 2, \dots, M$) is encoded by an independent Alamouti encoder, and then fed to its respective $K = 2$ transmit antennas. Correspondingly the received symbols over two time slots are

$$\begin{bmatrix} x_{11} & x_{12} \\ x_{21} & x_{22} \\ \vdots & \vdots \\ x_{N1} & x_{N2} \end{bmatrix} = \begin{bmatrix} h_{11} & h_{12} & \cdots & h_{1,2M} \\ h_{21} & h_{22} & \cdots & h_{2,2M} \\ \vdots & \vdots & \ddots & \vdots \\ h_{N1} & h_{N2} & \cdots & h_{N,2M} \end{bmatrix} \times \begin{bmatrix} s_{11} & s_{12} & \cdots & s_{M1} & s_{M2} \\ -s_{12}^* & s_{11}^* & \cdots & -s_{M2}^* & s_{M1}^* \end{bmatrix}^T + \mathbf{N}, \quad (1)$$

where x_{nj} is the j^{th} symbol received by the n^{th} receive antenna, h_{nm} is the fading gain from the m^{th} transmitter to the n^{th} receiver, and \mathbf{N} is the $N \times 2$ complex Gaussian noise matrix. We can transform (1) into the equivalent channel model [8]

$$\mathbf{x}' = \mathbf{H}'\mathbf{s}' + \mathbf{n}', \quad (2)$$

where the equivalent received symbol vector $\mathbf{x}' = [x_{11} \ x_{12}^* \ x_{21} \ x_{22}^* \ \cdots \ x_{N1} \ x_{N2}^*]^T$, and the equivalent channel matrix

$$\mathbf{H}' = \begin{bmatrix} h_{11} & h_{12} & \cdots & h_{1,2M-1} & h_{1,2M} \\ h_{12}^* & -h_{11}^* & \cdots & h_{1,2M}^* & -h_{1,2M-1}^* \\ \vdots & \vdots & \ddots & \vdots & \vdots \\ h_{N1} & h_{N2} & \cdots & h_{N,2M-1} & h_{N,2M} \\ h_{N2}^* & -h_{N1}^* & \cdots & h_{N,2M}^* & -h_{N,2M-1}^* \end{bmatrix}. \quad (3)$$

In (2), the transmitted data stream \mathbf{s}' is with the covariance $E(\mathbf{s}'\mathbf{s}'^H) = \sigma_s^2 \mathbf{I}_{2M}$, and the $2N \times 1$ Gaussian noise vector \mathbf{n}' is with zero mean and the covariance $E(\mathbf{n}'\mathbf{n}'^H) = \sigma_n^2 \mathbf{I}_{2N}$.

The MMSE OSIC detector for V-BLAST can be extended to the equivalent channel model (2) for G-STBC, since mathematically (2) has the same form as the standard channel model for V-BLAST [7]. Correspondingly the linear MMSE estimate of \mathbf{s}' can be [7], [9]

$$\mathbf{y} = \left(\mathbf{H}'^H \mathbf{H}' + \alpha \mathbf{I}_{2M} \right)^{-1} \mathbf{H}'^H \mathbf{x}' = \mathbf{Q}' \mathbf{H}'^H \mathbf{x}', \quad (4)$$

where $\alpha = \sigma_n^2 / \sigma_s^2$, and $\mathbf{Q}' = \left(\mathbf{H}'^H \mathbf{H}' + \alpha \mathbf{I}_{2M} \right)^{-1}$ is the estimation error covariance matrix.

The OSIC detector for G-STBC [7] detects $2M$ entries of \mathbf{s}' iteratively with the optimal order. In each iteration, the entry with the highest SINR (Signal to Interference plus Noise Ratio) is detected, and then its interference is cancelled in \mathbf{x}' . Suppose that the entries of \mathbf{s}' are permuted such that the successive detection order is $s_{M2}, s_{M1}, s_{(M-1)2}, s_{(M-1)1}, \dots, s_{12}, s_{11}$. Then in the $(2M - k + 1)^{th}$ ($k = 2M, 2M - 1, \dots, 1$) iteration, the k undetected entries can be represented as \mathbf{s}'_k that includes the first k entries of \mathbf{s}' , while the corresponding equivalent channel matrix

$$\mathbf{H}'_k = [\mathbf{h}'_1 \ \mathbf{h}'_2 \ \cdots \ \mathbf{h}'_k], \quad (5)$$

where \mathbf{h}'_i ($i = 1, 2, \dots, k$) denotes the i^{th} column of \mathbf{H}' .

III. A FAST RECURSIVE ALGORITHM FOR G-STBC

In this section, we deduce an efficient recursive algorithm to compute the initial \mathbf{Q}' , based on which we develop a fast recursive algorithm for G-STBC.

The 2×2 Alamouti structure $\begin{bmatrix} a_1 & -a_2^* \\ a_2 & a_1^* \end{bmatrix}$ in the equivalent channel matrix \mathbf{H}' , which remains invariant under several matrix operations [18], is regarded as the matrix representation of a quaternion and then called as a block entry [18]. Block entries can form vectors and matrices, which are then called as block vectors and block matrices [18], respectively. In what follows, scalars, vectors and matrices with overlines always represent the above-mentioned block entries (i.e. block scalars), block vectors, and block matrices, respectively. We define the block matrix

$$\bar{\mathbf{H}}_m = \mathbf{H}'_{2m} = [\bar{\mathbf{h}}_1 \ \bar{\mathbf{h}}_2 \ \cdots \ \bar{\mathbf{h}}_m], \quad (6)$$

where $m = 1, 2, \dots, M$, and the block column vector $\bar{\mathbf{h}}_m = [\mathbf{h}'_{2m-1} \ \mathbf{h}'_{2m}]$. Then we write

$$\begin{cases} \bar{\mathbf{R}}_m = \bar{\mathbf{H}}_m^H \bar{\mathbf{H}}_m + \alpha \mathbf{I}_{2m} = \begin{bmatrix} \bar{\mathbf{R}}_{m-1} & \bar{\mathbf{v}}_{m-1} \\ \bar{\mathbf{v}}_{m-1}^H & \bar{v}_m \end{bmatrix}, & (7a) \\ \bar{\mathbf{Q}}_m = \bar{\mathbf{R}}_m^{-1} = \begin{bmatrix} \bar{\mathbf{T}}_{m-1} & \bar{\mathbf{w}}_{m-1} \\ \bar{\mathbf{w}}_{m-1}^H & \bar{\omega}_m \end{bmatrix}, & (7b) \end{cases}$$

where $\bar{\mathbf{R}}_{m-1}$ and $\bar{\mathbf{T}}_{m-1}$ are the leading principal $2(m-1) \times 2(m-1)$ sub-matrices of $\bar{\mathbf{R}}_m$ and $\bar{\mathbf{Q}}_m$ [19], [20], respectively. In (7a), $\bar{\mathbf{H}}_m^H \bar{\mathbf{H}}_m$ (computed from the block matrix $\bar{\mathbf{H}}_m$) must be Hermitian with diagonal 2×2 sub-blocks that are non-negative scaled multiples of the identity matrix and with off-diagonal 2×2 sub-blocks that are Alamouti matrices [18, Property 3 in the subsection ‘‘B. Block Matrices’’], and the same is $\bar{\mathbf{R}}_m$. Then in (7a), the block entry

$$\bar{v}_m = v'_m \mathbf{I}_2 \quad (8)$$

(where v'_m is a scalar), while $\bar{\mathbf{v}}_{m-1}$ is the block column vector, which can be represented as $\bar{\mathbf{v}}_{m-1} = [\mathbf{v}'_{2(m-1)} \ \mathbf{v}''_{2(m-1)}]$. Moreover, in Appendix A we derive $\bar{\omega}_m$, $\bar{\mathbf{w}}_{m-1}$ and $\bar{\mathbf{T}}_{m-1}$ in (7b) respectively as

$$\begin{cases} \omega'_m = \left(v'_m - \mathbf{v}'_{2(m-1)}^H \bar{\mathbf{Q}}_{m-1} \mathbf{v}'_{2(m-1)} \right)^{-1}, & (9a) \\ \bar{\omega}_m = \omega'_m \mathbf{I}_2, & (9b) \\ \bar{\mathbf{w}}_{m-1} = -\omega'_m \bar{\mathbf{Q}}_{m-1} \bar{\mathbf{v}}_{m-1}, & (9c) \\ \bar{\mathbf{T}}_{m-1} = \bar{\mathbf{Q}}_{m-1} + \omega'^{-1}_m \bar{\mathbf{w}}_{m-1} \bar{\mathbf{w}}_{m-1}^H. & (9d) \end{cases}$$

Base on (9), we develop the recursive G-STBC algorithm. In the *initialization* phase, to obtain $\bar{\mathbf{Q}}_M$ from $\bar{\mathbf{Q}}_1 = \bar{\mathbf{R}}_1^{-1}$, we compute $\bar{\mathbf{Q}}_m$ from $\bar{\mathbf{Q}}_{m-1}$ recursively (for $m = 2, 3, \dots, M$) by (9) and (7b). Moreover, as the V-BLAST algorithms in [19], [20], we perform interference cancellation not in \mathbf{x}' , but in $\mathbf{z}' = \bar{\mathbf{H}}_M^H \mathbf{x}'$. Then we need to compute the initial

$$\mathbf{z}'_M = \bar{\mathbf{H}}_M^H \mathbf{x}'. \quad (10)$$

In the *recursion* phase, we detect M layers of STBC encoded symbols recursively by group-wise OSIC. The subscript $|$ is added to some variables for the *recursion* phase, to distinguish them from the variables for the *initialization* phase, e.g., usually $\bar{\mathbf{Q}}_{|m} \neq \bar{\mathbf{Q}}_m$. In each recursion, estimate the p_m^{th} layer, i.e. the layer with the highest SINR among all the undetected layers, by

$$[y_{p_m 1} \ y_{p_m 2}]^T = [\mathbf{q}'_{|2m-1} \ \mathbf{q}'_{|2m}]^H \mathbf{z}'_m, \quad (11)$$

where $\mathbf{q}'_{|2m-1}$ and $\mathbf{q}'_{|2m}$ are the $(2m-1)^{th}$ and $2m^{th}$ columns of the permuted $\bar{\mathbf{Q}}_{|m}$, respectively. Quantize $y_{p_m 1}$ and $y_{p_m 2}$ to obtain $\hat{s}_{p_m 1} = Q \{ y_{p_m 1} \}$ and $\hat{s}_{p_m 2} = Q \{ y_{p_m 2} \}$, respectively. Then as in [19], [20], we cancel the effect of $s_{p_m 1}$ and $s_{p_m 2}$ in \mathbf{z}'_m by

$$\mathbf{z}'_{m-1} = \mathbf{z}'_m^{[-2]} - \bar{\mathbf{v}}_{|m-1} [\hat{s}_{p_m 1} \ \hat{s}_{p_m 2}]^T, \quad (12)$$

where $\mathbf{z}'_m^{[-2]}$ is \mathbf{z}'_m with the last two entries removed, and $\bar{\mathbf{v}}_{|m-1}$ is in $\bar{\mathbf{R}}_{|m}$, as shown in (7a). In the next recursion, $\bar{\mathbf{Q}}_{|m-1}$ is required to compute (11). Thus we deflate $\bar{\mathbf{Q}}_{|m}$ by (9d) to obtain

$$\bar{\mathbf{Q}}_{|m-1} = \bar{\mathbf{T}}_{|m-1} - \omega'^{-1}_{|m} \bar{\mathbf{w}}_{|m-1} \bar{\mathbf{w}}_{|m-1}^H. \quad (13)$$

To some extent, (13) (that deflates a block matrix recursively) has a similar form as equation (15) in [21] and equation (21) in [20] (that deflates a matrix recursively), while the vector \mathbf{w}_{m-1} in the equations of [20], [21] is replaced with the block vector $\bar{\mathbf{w}}_{|m-1}$ in (13). On the other hand, as (13), equation (24) in [22] also deflates a block matrix recursively,

while it deflates the matched-filtered (MF) real-valued channel matrix for G-STBC that is obtained from the augmented real-valued channel matrix.

Table I summarizes the proposed recursive G-STBC algorithm, where $r'_{|i,k}$ and $q'_{|i,k}$ are the entries in the i^{th} row and k^{th} column of the permuted $\bar{\mathbf{R}}_{|m}$ and $\bar{\mathbf{Q}}_{|m}$, respectively. Notice that $\bar{\mathbf{Q}}_m(= \bar{\mathbf{R}}_m^{-1})$ and $\bar{\mathbf{Q}}_{|m}$ consist of Alamouti sub-blocks [18, Lemma “Invariance Under Inversion”].

IV. PERFORMANCE ANALYSIS AND NUMERICAL RESULTS

In the recursion phase, the proposed group-wise OSIC only needs to compute the block matrices $\bar{\mathbf{Q}}_{|m-1}$ s ($m = M, M-1, \dots, 2$) that consist of Alamouti sub-blocks, while the symbol-wise OSIC [7] implemented by the recursive V-BLAST algorithm in [20] needs to compute the matrices $\mathbf{Q}_{|k-1}$ s ($k = 2M, 2M-1, 2M-2, 2M-3, \dots, 2$) that usually do not consist of Alamouti sub-blocks. So the proposed group-wise OSIC can save much computational complexity, with respect to the symbol-wise OSIC [7]. On the other hand, the proposed group-wise OSIC is equivalent to the symbol-wise SIC with the group-wise optimal detection order, as shown in Appendix B. Thus its performance loss with respect to the symbol-wise OSIC (for G-STBC) [7] only comes from different detection orders (i.e., the group-wise optimal order vs. the symbol-wise optimal order), and is relatively small, as shown in the rest of this section.

We list the computational complexities of the presented G-STBC and DSTTD algorithms in Table II, where the exact complexities of the presented DSTTD algorithms have been verified by our numerical experiments to count the floating-point operations (flops — One flop can be one real multiplication or one real addition). In this table, “Proposed DSTTD Alg.” denotes the proposed G-STBC algorithm applied to DSTTD. When counting the complexities, we utilize the fact that one complex multiplication needs 4 real multiplications and 2 real additions, while one complex addition needs 2 real additions. The total complexity of the proposed G-STBC algorithm is the sum of the complexities to compute $\bar{\mathbf{R}}_M$, $\bar{\mathbf{Q}}_M$ and $\bar{\mathbf{Q}}_{|m-1}$ s ($m = M, M-1, \dots, 2$) that are $\langle 2M^2N \rangle$, $\langle 2M^3 \rangle$ and $\langle \frac{2}{3}M^3 \rangle$, respectively, where $\langle k \rangle$ denotes k complex multiplications and k complex additions. The algorithm in [9] nearly requires the same number of complex multiplications and additions [9], [17, Table I], while [9, equation (19)] claims a complexity of $2N_t^3 + 2N_t^2N_r + O(N_t^2 + N_tN_r)$ operations, where $N_t = 2M$, $N_r = N$, and an operation can be a complex multiplication or addition. The complexity of the one-step SIC algorithm for DSTTD in [14] has been revised in [24], while the two-step SIC algorithm and the SINR-ordered SIC algorithm for DSTTD in [14] both need nearly double the complexity of the one-step SIC algorithm.

For DSTTD, the special case of G-STBC with the minimum number of transmit antennas, the ML(maximum likelihood)-like sphere detectors [23] are alternative methods worth considering. For example, with respect to the SIC DSTTD detector in [8], the ML-like DSTTD detector in [23] performs about 1.7 dB better at BER= 10^{-2} , but requires about 2.7 times of complexity [23, Fig. 5]. Although ML-like DSTTD detectors

can be preferred in some applications, they usually do not have advantage in both complexity and BER performance [23]. Thus quite a few recent literatures focusing on SIC DSTTD receivers [12]–[14], [16] did not discuss ML-like sphere detectors, and neither does this letter focusing on SIC G-STBC receivers, which, due to the limited space, cannot give too extensive discussion for only the special case of G-STBC (i.e. DSTTD).

From Table II, we can compare the complexities of the presented algorithms. When $M = N$, the proposed G-STBC algorithm speeds up the G-STBC algorithm in [9] by $48/(\frac{56}{3}) = 2.57$ approximately, and even requires less real multiplications than the linear ZF G-STBC algorithm in [11]. When $N \geq 3$, the proposed DSTTD algorithm is faster than the one-step SIC DSTTD algorithm in [14], and the speedup (in the number of flops) grows with N , which is 1.02 for $N = 3$, 1.54 for $N = 4$, and 4.55 for $N = 8$. However, when $N = 2$, the one-step SIC DSTTD algorithm in [14] (with much performance loss) is faster than the proposed DSTTD algorithm, while the speedup is 1.76.

Let $N = M$. For different N , we carried out numerical experiments to count the average flops per time slot of the G-STBC algorithm in [9] and the proposed G-STBC algorithm in Fig. 1. It can be seen that they are consistent with the theoretical flops calculation. On the other hand, Fig. 2 shows the BER (bit error rate) performance of the algorithms in [7], [9] and the proposed algorithm in a G-STBC system with 8 transmit and 4 receive antennas, while Fig. 3 and Fig. 4 show the BER performance of the algorithms in [7], [8], [14] and the proposed algorithm in a DSTTD system with 2 and 8 receive antennas, respectively. We used QPSK modulation in Fig. 2, Fig. 3 and Fig. 4. As shown in Fig. 2 and Fig. 3, the proposed algorithm performs better than the efficient G-STBC algorithms in [9] and the efficient DSTTD algorithms in [14]. For example, it performs about 0.4 dB better than the SQRD algorithm in [9] at BER = 10^{-4} , and performs about 2 dB better than the one-step fixed-order SIC algorithm for DSTTD in [14] at BER = 10^{-3} . Fig. 2 and Fig. 3 also shows that with respect to the MMSE OSIC algorithm in [7], the proposed algorithm performs about 0.3 dB worse in the G-STBC system and 0.4 dB worse in the DSTTD system, at BER = 10^{-3} . Moreover, it can be seen from Fig. 4 that for a large number of receive antennas, the performance difference among the presented DSTTD algorithms is small and even negligible.

V. CONCLUSION

We propose a fast recursive algorithm for G-STBC, which takes full advantage of the Alamouti structure in the equivalent channel matrix to reduce the computational complexity dramatically. With respect to the existing efficient algorithms for G-STBC or only for DSTTD, the proposed group-wise MMSE OSIC algorithm for G-STBC achieves better performance and usually requires less complexity. When $M = N$, the proposed algorithm speeds up the MMSE sub-optimal OSIC algorithm for G-STBC by 2.57, speeds up the recently proposed DSTTD algorithm by up to 4.55, and even requires less real multiplications than the linear ZF G-STBC algorithm.

TABLE I
 THE PROPOSED RECURSIVE G-STBC ALGORITHM

Initialization	Compute \mathbf{z}'_M by (10). Compute the initial $\bar{\mathbf{R}}_M = \bar{\mathbf{R}}_{1M}$. Compute $\bar{\mathbf{Q}}_m$ from $\bar{\mathbf{Q}}_{m-1}$ recursively by (9) and (7b) for $m = 2, 3, \dots, M$, to obtain the initial $\bar{\mathbf{Q}}_M = \bar{\mathbf{Q}}_{1M}$.
Recursion	Set $\mathbf{p} = [1, 2, \dots, M]^T$, and let p_m denote the m^{th} entry of \mathbf{p} . For $m = M, M-1, \dots, 2$: (a) Find $l_m = \arg \min_{i=2,4,\dots}^{2m} (q'_{ i,i})$, since the entry with the highest SINR is the one with the least mean-square error [19], [20]. In $\bar{\mathbf{Q}}_{ m}$ and $\bar{\mathbf{R}}_{ m}$, permute rows and columns $(l_m - 1, l_m)$ with rows and columns $(2m - 1, 2m)$. Permute entries $(l_m - 1, l_m)$ with entries $(2m - 1, 2m)$ in \mathbf{z}'_{m-1} . Interchange entries $l_m/2$ and m of \mathbf{p} . (b) Compute $y_{p_{m1}}$ and $y_{p_{m2}}$ by (11), which are quantized into $\hat{s}_{p_{m1}} = Q\{y_{p_{m1}}\}$ and $\hat{s}_{p_{m2}} = Q\{y_{p_{m2}}\}$. (c) Cancel the effect of $[s_{p_{m1}}, s_{p_{m2}}]$ in \mathbf{z}'_{m-1} by (12), to obtain \mathbf{z}'_{m-1} . (d) Deflate $\bar{\mathbf{Q}}_{ m}$ to get $\bar{\mathbf{Q}}_{ m-1}$ by (13). Remove the last two columns and rows of $\bar{\mathbf{R}}_{ m}$ to get $\bar{\mathbf{R}}_{ m-1}$.
Solution	When $m = 1$, only execute the above-described step (b). The hard decisions of $[s_{p_{m1}}, s_{p_{m2}}]$ are $[\hat{s}_{p_{m1}}, \hat{s}_{p_{m2}}]$, for $m = 1, 2, \dots, M$.

 TABLE II
 COMPLEXITIES OF THE PRESENTED G-STBC AND DSTTD ALGORITHMS

Algorithm (Alg.)	Total Complexity
Proposed G-STBC Alg.	$8M^2N + \frac{32}{3}M^3 + O(M^2 + MN)$ real mult., $8M^2N + \frac{32}{3}M^3 + O(M^2 + MN)$ real add.
G-STBC Alg. in [9]	$32M^3 + 16^2N + O(M^2 + MN)$ real mult., $32M^3 + 16M^2N + O(M^2 + MN)$ real add. [9, equation (19)]
Proposed G-STBC Alg. with $M = N = 3$	570 real mult.
ZF G-STBC Alg. in [11] with $M = N = 3$	588 real mult. [11, Table I]
Proposed DSTTD Alg.	$8M^2N + 8MN + 8N + 67$ real mult., $8M^2N + 8MN + 8N + 40$ real add. (M is always 2 for DSTTD)
One-step SIC Alg. for DSTTD in [14]	$\frac{8}{3}N^3 + 14N^2 + \frac{79}{3}N - 25$ real mult., $\frac{8}{3}N^3 + 10N^2 + \frac{46}{3}N - 9$ real add. [24]

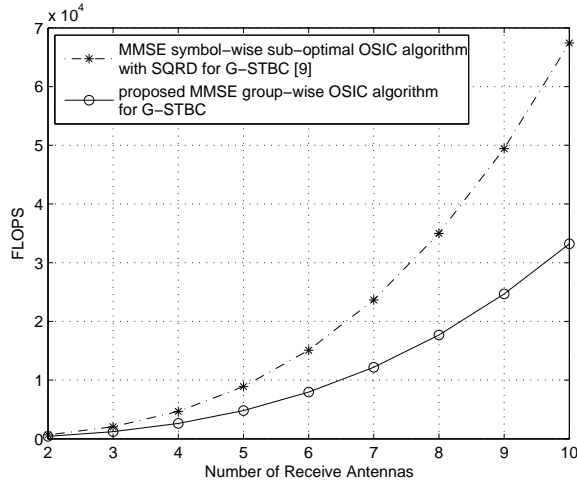


Fig. 1. Complexity Comparison between the G-STBC algorithm in [9] and the proposed G-STBC algorithm.

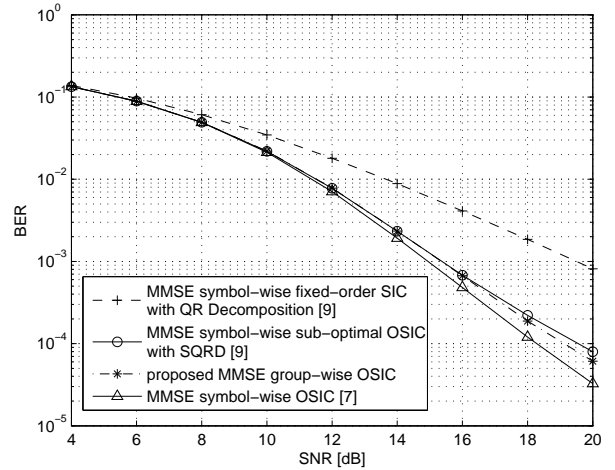


Fig. 2. Bit Error Rate (BER) comparison for a G-STBC system with QPSK modulation, 8 transmit and 4 receive antennas.

 APPENDIX A
 THE DERIVATION OF (9)

In what follows, $\mathbf{0}_M$ is the $M \times M$ zero matrix. Substitute (7) into $\bar{\mathbf{R}}_m \bar{\mathbf{Q}}_m = \mathbf{I}_{2m}$ to obtain

$$\begin{bmatrix} \bar{\mathbf{R}}_{m-1} & \bar{\mathbf{v}}_{m-1} \\ \bar{\mathbf{v}}_{m-1}^H & \bar{v}_m \end{bmatrix} \begin{bmatrix} \bar{\mathbf{T}}_{m-1} & \bar{\mathbf{w}}_{m-1} \\ \bar{\mathbf{w}}_{m-1}^H & \bar{\omega}_m \end{bmatrix} = \mathbf{I}_{2m}, \quad \text{from}$$

which we can deduce

$$\begin{cases} \bar{\mathbf{R}}_{m-1} \bar{\mathbf{w}}_{m-1} + \bar{\mathbf{v}}_{m-1} \bar{\omega}_m = \mathbf{0}_2, & (14a) \\ \bar{\mathbf{v}}_{m-1}^H \bar{\mathbf{w}}_{m-1} + \bar{v}_m \bar{\omega}_m = \mathbf{I}_2, & (14b) \\ \bar{\mathbf{R}}_{m-1} \bar{\mathbf{T}}_{m-1} + \bar{\mathbf{v}}_{m-1} \bar{\mathbf{w}}_{m-1}^H = \mathbf{I}_{2(m-1)}. & (14c) \end{cases}$$

On the other hand, let us extend equation (17) in [17] to

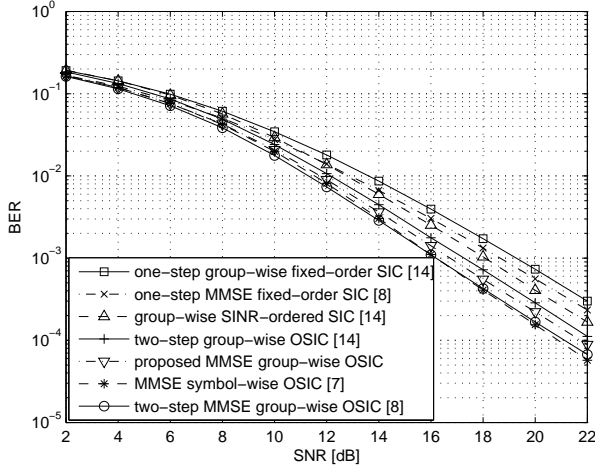


Fig. 3. Bit Error Rate (BER) comparison for a DSTTD system with QPSK modulation and 2 receive antennas.

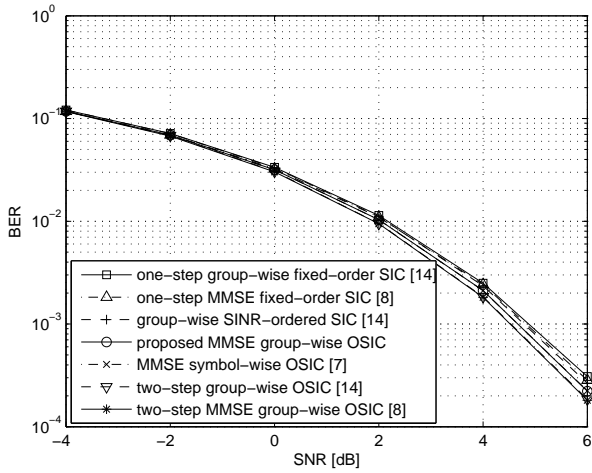


Fig. 4. Bit Error Rate (BER) comparison for a DSTTD system with QPSK modulation and 8 receive antennas.

$\bar{\mathbf{H}}_m$ in (6) for G-STBC, to obtain

$$\bar{\mathbf{Q}}_m = \left(\bar{\mathbf{H}}_m^H \bar{\mathbf{H}}_m \right)^{-1} = \bar{\mathbf{L}}_m^{-1} \bar{\mathbf{L}}_m^{-H}, \quad (15)$$

where $\bar{\mathbf{H}}_m = \left[\bar{\mathbf{H}}_m^T \sqrt{\alpha} \mathbf{I}_{2m} \right]^T$ is QR decomposed into $\bar{\mathbf{L}}_m$ and the orthogonal $\bar{\Theta}_m$, i.e., $\bar{\mathbf{H}}_m = \bar{\Theta}_m \bar{\mathbf{L}}_m$. $\bar{\mathbf{H}}_m$ consists of Alamouti sub-blocks [18], and so do $\bar{\mathbf{L}}_m$ [18, Lemma “Invariance Under QR Factorization”] and $\bar{\mathbf{L}}_m^{-1}$ [18, Lemma “Invariance Under Inversion”]. Then it can be seen from (15) that $\bar{\mathbf{Q}}_m$ must be Hermitian with diagonal 2×2 sub-blocks that are non-negative scaled multiples of the identity matrix and with off-diagonal 2×2 sub-blocks that are Alamouti matrices [18, Property 3 in the subsection “B. Block Matrices”]. Correspondingly the diagonal 2×2 sub-block $\bar{\omega}_m$ in $\bar{\mathbf{Q}}_m$ must satisfy (9b).

Now we can substitute (9b) and $\bar{\mathbf{Q}}_m = \bar{\mathbf{R}}_m^{-1}$ into (14a) to obtain (9c). From (9c) and (14c), we can deduce $\bar{\mathbf{T}}_{m-1} = \bar{\mathbf{Q}}_{m-1} - \bar{\mathbf{Q}}_{m-1} \bar{\mathbf{v}}_{m-1} \bar{\mathbf{w}}_{m-1}^H$ and $\bar{\mathbf{Q}}_{m-1} \bar{\mathbf{v}}_{m-1} = -\omega'_{m-1} \bar{\mathbf{w}}_{m-1}$, respectively, and then the latter is substituted into the former

to derive (9d). Moreover, substitute (9c) and (8) into (14b) to deduce $(\omega'_m \mathbf{I}_2 - \bar{\mathbf{v}}_{m-1}^H \bar{\mathbf{Q}}_{m-1} \bar{\mathbf{v}}_{m-1}) \omega'_m = \mathbf{I}_2$, from which we obtain (9a).

APPENDIX B

PROPOSED GROUP-WISE OSIC VS. SYMBOL-WISE SIC WITH GROUP-WISE ORDERING

The proposed G-STBC algorithm applies (11) to compute the estimates of $s_{p_{m1}}$ and $s_{p_{m2}}$, which are the last two entries of

$$\mathbf{y}_m = \bar{\mathbf{Q}}_{|m} \mathbf{z}'_m. \quad (16)$$

In (16), \mathbf{z}'_m satisfies [19]

$$\mathbf{z}'_m = \bar{\mathbf{H}}_{|m}^H \mathbf{x}'^{(m)}. \quad (17)$$

In $\mathbf{x}'^{(m)}$, the interferences of the $2(M-m)$ detected symbols have been cancelled. Then

$$\mathbf{x}'^{(m)} = \bar{\mathbf{H}}_{|m} \mathbf{s}'_{2m} + \mathbf{n}, \quad (18)$$

where the noise \mathbf{n} is irrelevant to our discussion and can be neglected. Substitute (18) into (17), and then substitute (17) into (16) to obtain $\mathbf{y}_m = \bar{\mathbf{Q}}_{|m} \bar{\mathbf{H}}_{|m}^H \bar{\mathbf{H}}_{|m} \mathbf{s}'_{2m} = \bar{\mathbf{Q}}_{|m} (\bar{\mathbf{R}}_{|m} - \alpha \mathbf{I}_{2m}) \mathbf{s}'_{2m}$, i.e.,

$$\mathbf{y}_m = (\mathbf{I}_{2m} - \alpha \bar{\mathbf{Q}}_{|m}) \mathbf{s}'_{2m}. \quad (19)$$

$\bar{\mathbf{Q}}_{|m}$ in (19) is with diagonal 2×2 sub-blocks that are non-negative scaled multiples of the identity matrix, as shown in Appendix A. Thus (19) can be represented as

$$\begin{bmatrix} y_{p_{11}} \\ y_{p_{12}} \\ \vdots \\ y_{p_{m1}} \\ y_{p_{m2}} \end{bmatrix} = \begin{bmatrix} \times & 0 & \cdots & \times & \times \\ 0 & \times & \cdots & \times & \times \\ \vdots & \vdots & \ddots & \vdots & \vdots \\ \times & \times & \cdots & \times & 0 \\ \times & \times & \cdots & 0 & \times \end{bmatrix} \begin{bmatrix} s_{p_{11}} \\ s_{p_{12}} \\ \vdots \\ s_{p_{m1}} \\ s_{p_{m2}} \end{bmatrix}, \quad (20)$$

where \times denotes the non-zero entry. Now it can be seen from (20) that the interference of $s_{p_{i2}}$ does not affect the estimate of $s_{p_{i1}}$ (i.e. $y_{p_{i1}}$), and vice versa, for $i = 1, 2, \dots, m$. That is to say, in the linear MMSE estimates of \mathbf{s}'_{2m} , each layer of STBC encoded symbols, i.e. $s_{p_{i1}}$ and $s_{p_{i2}}$, remain orthogonal. Thus the performance will remain unchanged if we modify the proposed group-wise OSIC detector into the corresponding symbol-wise SIC detector with the group-wise optimal detection order, which detects $s_{p_{i1}}$ immediately after the interference of $s_{p_{i2}}$ is cancelled.

ACKNOWLEDGMENT

The authors would like to transfer their appreciation to the editor and the reviewers for their valuable comments leading to the improvement of this paper.

REFERENCES

- [1] G. J. Foschini and M. J. Gans, “On limits of wireless communications in a fadiig environment when using multiple antennas,” *Wireless Personal Communications*, vol. 6, pp. 311-335, Mar. 1998.
- [2] L. Zheng and D. N. C. Tse, “Diversity and multiplexing: a fundamental tradeoff in multiple-antenna channels,” *IEEE Transactions on Information Theory*, vol. 49, no. 5, pp. 1073-1096, May 2003.

- [3] P. W. Wolniansky, G. J. Foschini, G. D. Golden and R. A. Valenzuela, "V-BLAST: an architecture for realizing very high data rates over the rich-scattering wireless channel", *URSI International Symposium on Signals, Systems, and Electronics*, pp. 295-300, Sept. 1998.
- [4] S. M. Alamouti., "A simple transmit diversity technique for wireless communications," *IEEE J. Selected Areas in Communications*, vol. 16, no. 8, pp. 1451-1458, Oct. 1998.
- [5] V. Tarokh, H. Jafarkhani and A. R. Calderbank, "Space-time block codes from orthogonal designs," *IEEE Transactions on Information Theory*, vol. 45, no. 5, pp. 1456-1467, July 1999.
- [6] V. Tarokh, A. Naguib, N. Seshadri and A. R. Calderbank, "Combined array processing and space-time coding", *IEEE Transactions on Information Theory*, vol. 45, no. 4, pp. 1121-1128, May 1999.
- [7] X. Fan, H. Zhang, H. Luo and J. Huang, "Optimal MMSE successive interference cancellation in group-wise STBC MIMO systems", *Journal of Systems Engineering and Electronics*, vol. 17, no. 1, pp. 85-90, 2006
- [8] A. F. Naguib, N. Seshadri and A. R. Calderbank, "Applications of space-time block codes and interference suppression for high capacity and high data rate wireless systems", *IEEE Asilomar SSC*, vol. 2, pp. 1803-1810, Nov. 1998.
- [9] M. Gomaa and A. Ghayeb, "A Low Complexity MMSE Detector for Multiuser Layered Space-Time Coded MIMO Systems", *Canadian Conference on Electrical and Computer Engineering*, 22-26 April, 2007.
- [10] A. Stamoulis, N. Al-Dhahir and A. R. Calderbank, "Further results on interference cancellation and space-time block codes", *IEEE Asilomar SSC*, vol. 1, pp. 257-261, Nov. 2001.
- [11] T. Hardtke, K. Chin and S. Sun, "A linear groupwise STBC detector based on Strassen algorithm", *ICICS 2007*.
- [12] H. Kim and H. Park, "Efficient successive interference cancellation algorithms for the DSTTD system," *IEEE PIMRC 2005*, vol. 1, pp. 62-66, Sept. 2005.
- [13] F. Wang, W. Zhao and Y. Xiong, "Ordered group interference cancellation for quasi-orthogonal space time block codes," *Proc. WICOM 2006*.
- [14] S. Jung and J. Lee, "A New ML Based Interference Cancellation Technique for Layered Space-Time Codes", *IEEE Transactions on Communications*, vol. 57, no. 4, pp. 930-936, April 2009.
- [15] *IEEE Std 802.16e-2005*, December 2005.
- [16] N. Prasad, M.K. Varanasi, L. Venturino, X. Wang, "An Analysis of the MIMO SDMA Channel With Space Time Orthogonal and Quasi-Orthogonal User Transmissions and Efficient Successive Cancellation Decoders", *IEEE Transactions on Information Theory*, vol 54, no. 12, pp. 5427-5446, Dec. 2008.
- [17] R. Buhnke, D. Wubben, V. Kuhn and K. D. Kameyer, "MMSE extension of V-BLAST based on sorted QR decomposition", *IEEE Vehicular Technology Conference 2003-Fall*.
- [18] A. H. Sayed, W. M., Younis and A. Tarighat, "An invariant matrix structure in multiantenna communications", *IEEE Signal Processing Letters*, vol. 12, pp. 749-752, Nov. 2005.
- [19] H. Zhu, Z. Lei, F. P. S. Chin, "An improved recursive algorithm for BLAST", *Signal Processing*, vol. 87, no. 6, pp. 1408-1411, Jun. 2007.
- [20] Y. Shang and X. G. Xia, "On Fast Recursive Algorithms For V-BLAST With Optimal Ordered SIC Detection", *IEEE Transactions on Wireless Communications*, vol. 8, pp. 2860-2865, June 2009.
- [21] T. Liu and Y. Liu, "Modified fast recursive algorithm for efficient MMSE-SIC detection of the V-BLAST system", *IEEE Transactions on Wireless Communications*, vol. 7, pp. 3713-3717, Oct. 2008.
- [22] C. L. Ho, J. Y. Wu, T. S. Lee, "Group-wise V-BLAST detection in multiuser space-time dual-signalling wireless systems", *IEEE Trans. Wireless Commun*, vol. 5, no. 7, pp. 1896-1909, July 2006.
- [23] J. Cha, S. Hur, C. Min, H. Lee, J. Kang, "Efficient Modified Fano Detection with Reduced Branches for DSTTD System", *IEEE International Conference on Communications 2006*.
- [24] H. Zhu and W. Chen, "Comments on a New ML Based Interference Cancellation Technique for Layered Space-Time Codes," *IEEE Transactions on Communications*, vol. 58, no. 11, pp. 3054-3055, Nov. 2010.