

# A Novel Alternative Optimization Method for Joint Power and Trajectory Design in UAV-Enabled Wireless Network

Hongying Tang, Qingqing Wu, Jing Xu, Wen Chen,  
and Baoqing Li

**Abstract**—This letter aims to maximize the average throughput via the joint design of the transmit power and trajectory for unmanned aerial vehicle (UAV)-enabled network. The conventional way to tackle this problem is based on the alternating optimization (AO) method by iteratively updating power and trajectory until convergence, resulting in a non-convex trajectory subproblem which is difficult to deal with. To develop more efficient methods, we propose a novel AO method by incorporating both power and trajectory into an intermediate variable, and then iteratively updating power and the newly introduced variable. This novel variable transformation makes it easier to decompose the original problem into two convex subproblems, namely a throughput maximization subproblem and a feasibility subproblem. Consequently, both of these subproblems can be solved in a globally optimal fashion. We further propose a low-complexity algorithm for the feasibility subproblem by exploiting the alternating directional method of multipliers (ADMM), whose updating step is performed in closed-form solutions. Simulation results demonstrate that our proposed method reduces the computation time by orders of magnitude, while achieving higher performance than the conventional methods.

**Index Terms**—Alternative Optimization, ADMM, joint power and trajectory design, unmanned aerial vehicle, throughput maximization.

## I. INTRODUCTION

Recently, the unmanned aerial vehicle (UAV) has been used as a promising technique in public and civil applications. The attractive advantages of UAV for networked communications include dynamic mobility, flexibility, and low installation costs. Specifically, they possess more reliable air-to-ground channels due to the much higher possibility of having line-of-sight (LoS) links with ground users.

Various efforts have been devoted on UAV-enabled systems, such as the device-to-device (D2D) wireless network, cloudlet-aided recommendation system, and cognitive radio network [1]–[3]. However, little attention is paid to the UAV trajectory design in these works. The trajectory design problem is initially formulated as the determining the optimal locations of a set of stop points for UAV in a D2D communication network. In [4], the authors show the performance gain brought

by a trajectory control algorithm, which adjusts the UAVs to dynamically move their center coordinates or radius of trajectory based on the traffic. Yet, the UAVs are assumed to follow a circular flight for simplicity. A more general trajectory design, by taking into account the practical constraints on the UAV's maximum speed, is studied in a UAV-enabled relaying system for serving single ground user [5]. With equally-allocated spectrum bandwidth, the authors in [6] investigate the throughput maximization problem by jointly designing transmit power and trajectory via a frequency-division multiple access (FDMA). Considering a minimum user rate ratio, an iterative optimization framework is proposed to maximize the system max-min average throughput by jointly optimizing the power and trajectory design [7]. To guarantee a certain transmission rate, the authors in [8] minimize the UAV's total power consumption. Reference [9] and [10] investigate the communication in security systems by jointly optimizing the UAV trajectory and transmit power. In multi-UAV enabled multiuser system, joint power control and trajectory optimization problem is studied in [11]. Some important information-theoretical results in the trade-off problem are obtained via joint power and trajectory optimization in [12], [13].

In this letter, we investigate a UAV-enabled multiuser system, where the UAV communicates with ground users via FDMA, with the aim to attain the optimal max-min average throughput, under the maximum speed control as well as the total transmit power constraint, similar to [6]–[8]. The conventional methods (such as [7] and [11]) to tackle this problem are based on the AO method by iteratively updating power and trajectory until convergence, resulting in a non-convex trajectory subproblem. As such, the successive convex approximation (SCA) framework has to be adopted to tackle the trajectory subproblem by replacing its non-convex part with the first-order approximation. Furthermore, by using the general-purpose solvers, the conventional methods are time-consuming and may not be friendly for the implementation on a portable device. It is thus of particular importance to investigate more efficient methods for joint design of power and UAV trajectory.

To tackle this problem, we convert the original problem into a more tractable form by introducing a novel intermediate variable, where the source of nonconvexity can be isolated to a single constraint. Fortunately, by fixing power or the newly introduced variable, this constraint reduces to a convex constraint. Based on this, we propose a novel AO method by iteratively updating power and the newly introduced variable, whose optimal solution can be obtained in the corresponding convex subproblems. We further propose a low-complexity algorithm for the second subproblem by exploiting the alternating directional method of multipliers (ADMM), whose

Copyright (c) 2015 IEEE. Personal use of this material is permitted. However, permission to use this material for any other purposes must be obtained from the IEEE by sending a request to pubs-permissions@ieee.org.

H. Tang and B. Li are with the Science and Technology on Microsystem Laboratory, Shanghai Institute of Microsystem and Information Technology, Chinese Academy of Sciences, Shanghai 200050, China (e-mail: tanghy@mail.sim.ac.cn; libq@mail.sim.ac.cn). Q. Wu is with school of National University of Singapore, email: elewuqq@nus.edu.sg. J. Xu is with the East China Normal University, email: jxu@ce.ecnu.edu.cn. W. Chen is with the Department of Electronic Engineering, Shanghai Jiaotong University, Shanghai 200240, China (e-mail: wenchen@sjtu.edu.cn)

This work is supported by NSFC #61901457, and also in part by the Shanghai Natural Science Foundation under Grant 17ZR1428900, and in part by the Foundation of the Key Laboratory of National Defense for Science and Technology of China under Grant 6142804010304.

updating step is performed in closed-form solutions. This leads to significant reduction in terms of complexity. Simulation results demonstrate that the proposed method achieves higher performance and lower complexity over existing methods as expected.

To summarize, our proposed AO method distinguishes itself from the conventional methods (such as [7] and [11]) mainly in two folds. First, the proposed AO method iteratively updates power and the newly introduced variable, rather than directly updating power and trajectory. Second, by adopting ADMM, our method is much easier to implement in a portable equipment, since it only requires the arithmetic operations rather than the general-purpose solvers (such as CVX) as in the conventional methods.

## II. SYSTEM MODEL AND PROBLEM FORMULATION

We consider a downlink multiuser system where a single-antenna UAV is employed as an aerial BS to communicate sequentially with  $K$  single-antenna ground users, with the location of user  $k$  denoted by  $\mathbf{w}_k \in \mathbb{R}^{2 \times 1}$ . Assume that the UAV is deployed to fly at a constant altitude  $H$  above ground. By discretizing the whole flight period  $T$  into  $N$  equal-time slots with each slot length  $\delta$  [5], the time-varying horizontal coordinate of the UAV at the  $n$ th time slot can be denoted as  $\mathbf{q}[n] \in \mathbb{R}^{2 \times 1}$ . As this paper focuses on the algorithm design, we adopt the same air-ground channel as in [5]–[8], [11], [14], i.e., the LoS model, which is also shown to be a good approximation for a UAV beyond a certain altitude. Additionally, it is assumed that the Doppler effect due to the UAV mobility can be well compensated at the user side. Therefore, the channel power gain from the UAV to user  $k$  in time slot  $n$  follows the free-space path loss model as  $\frac{\gamma_0}{H^2 + \|\mathbf{q}[n] - \mathbf{w}_k\|^2}$ , where we denote  $\gamma_0$  the channel power gain at the reference distance  $d_0 = 1$  meter (m), and denote  $\sqrt{H^2 + \|\mathbf{q}[n] - \mathbf{w}_k\|^2}$  the distance from the UAV to user  $k$  at time slot  $n$ .

Denote the downlink transmit power of UAV allocated to user  $k$  in time slot  $n$  by  $p_k[n] \geq 0$ . It is assumed that the whole transmission bandwidth  $B$  in Hertz(Hz) is equally assigned to every user as in [6]. Thus the instantaneous transmission rate to user  $k$  in time slot  $n$ , denoted by  $R_k[n]$  in bits/second (bps), can be expressed as  $R_k[n] = \frac{B}{K} \log_2(1 + \frac{p_k[n]\tilde{\gamma}_0}{H^2 + \|\mathbf{q}[n] - \mathbf{w}_k\|^2})$ , where  $\tilde{\gamma}_0 \triangleq \frac{\gamma_0 K}{BN_0}$  with  $N_0$  denoting the power spectrum density of the additive white Gaussian noise at the receiver side.

For given maximum speed constraint  $V_{\max}$  in meter/second (m/s), the UAV's trajectory must satisfy

$$\mathbf{q}[1] = \mathbf{q}[N + 1], \quad (1a)$$

$$\|\mathbf{q}[n + 1] - \mathbf{q}[n]\|^2 \leq S_{\max}^2, n = 1, \dots, N. \quad (1b)$$

where  $S_{\max} \triangleq V_{\max}\delta$  is the maximum horizontal flying distance that the UAV can travel within one time slot, and constraint (1a) implies that the UAV serves ground users periodically. Define  $\mathbf{q} \triangleq \{\mathbf{q}[n]\}$  and  $\mathbf{p} \triangleq \{p_k[n]\}$ . To maximize the minimum average achievable throughput to  $K$

users by jointly optimizing the transmit power and the UAV trajectory, the optimization problem can be formulated as

$$\begin{aligned} \max_{\mathbf{p}, \mathbf{q}} \min_k & \frac{1}{N} \sum_{n=1}^N R_k[n] \\ \text{s.t.} & \sum_{n=1}^N \sum_{k=1}^K p_k[n] \leq P_{\max}, \\ & p_k[n] \geq 0, \forall n, k, \end{aligned} \quad (1), \quad (2)$$

with  $P_{\max}$  denoting the total UAV transmit power in Watt(W). The conventional way to solve problem (2) is to directly optimize  $\mathbf{p}$  and  $\mathbf{q}$  via AO [5]–[8], [11]. However, the resulting subproblem related to  $\mathbf{q}$  is non-convex, and thus a globally optimal solution is not guaranteed by the SCA framework. In the following, we will propose a novel method by adopting AO in a different way, which resulting in two convex subproblems.

## III. EFFICIENT ALTERNATIVE OPTIMIZATION

### A. Proposed Method

In the subsection, we propose a high-performance low-complexity method for solving problem (2). The basic idea is the novel problem reformulation by a novel variable transformation of problem (2). We will show in the following that by this variable transformation, problem (2) can be solved through two subproblems in an alternative manner, whose globally optimal solution can be obtained. Specifically, let  $h_k[n] \triangleq \frac{\tilde{\gamma}_0}{H^2 + \|\mathbf{q}[n] - \mathbf{w}_k\|^2}$ ,  $\beta_k[n] \triangleq p_k[n]h_k[n]$ , and  $\beta \triangleq \{\beta_k[n]\}$ . Then problem (2) can be equivalently expressed as

$$\max_{\beta, \mathbf{q}} \min_k \frac{1}{N} \sum_{n=1}^N \frac{B}{K} \log_2(1 + \beta_k[n]) \quad (3a)$$

$$\text{s.t.} \sum_{k=1}^K \sum_{n=1}^N \beta_k[n] \frac{1}{h_k[n]} \leq P_{\max}, \quad (3b)$$

$$\beta_k[n] \geq 0, \forall k, n \quad (3c)$$

$$(1). \quad (3d)$$

Problem (3) is still a non-convex optimization problem. However, one can observe that the only non-convex part is the constraint (3b). Moreover, by fixing  $\mathbf{p}$  or  $\beta$ , it reduces to a convex constraint. Hence, we can solve the following subproblems in an iterative manner: subproblem 1 optimizes  $\beta$  with given  $\mathbf{q}$ , i.e.,

$$\begin{aligned} (\text{subP1}) : \max_{\beta} \min_k & \frac{1}{N} \sum_{n=1}^N \frac{B}{K} \log_2(1 + \beta_k[n]) \\ \text{s.t.} & \sum_{k=1}^K \sum_{n=1}^N \beta_k[n] \frac{1}{h_k[n]} \leq P_{\max}, \\ & \beta_k[n] \geq 0, \forall n, k, \end{aligned} \quad (4)$$

and subproblem 2 optimizes  $\mathbf{q}$  with given  $\beta$ , which is reduced to a feasibility checking problem, i.e.,

$$\begin{aligned} (\text{subP2}) : \text{find } & \mathbf{q} \\ \text{s.t.} & \sum_{k=1}^K \sum_{n=1}^N \beta_k[n] \|\mathbf{q}[n] - \mathbf{w}_k\|^2 \leq \tilde{P}_{\max}, \\ & (1), \end{aligned} \quad (5)$$

where  $\tilde{P}_{\max} \triangleq \tilde{\gamma}_0 P_{\max} - H^2 \sum_{k,n} \beta_k[n]$ . These two subproblems are solved iteratively until convergence.

Note that subproblem 1 is convex and can be solved by the constrained ellipsoid method as in [7]. However, by exploring its special property, we can obtain more efficient solution. Specifically, consider the following power minimization problem

$$\begin{aligned} \min_{\boldsymbol{\beta}} \quad & \sum_{k=1}^K \sum_{n=1}^N \beta_k[n] \frac{1}{h_k[n]} \\ \text{s.t.} \quad & \frac{1}{N} \sum_{n=1}^N \frac{B}{K} \log_2(1 + \beta_k[n]) \geq \tau, \forall k, \\ & \beta_k[n] \geq 0, \forall n, k. \end{aligned} \quad (6)$$

It can be shown that the throughput maximization problem (4) and the power minimization problem (6) are a dual pair. Suppose that  $\boldsymbol{\beta}^*$  and  $P_{\max}$  be an optimal solution and the associated optimal value of problem (6) for some given  $\tau$ . Then  $\boldsymbol{\beta}^*$  is also a feasible solution of problem (4) with objective value  $\tau$ . Assume the existence of another solution of problem (4), i.e.,  $\boldsymbol{\beta}'$  with associated objective value  $\tau' > \tau$ . Then one can always find a constant  $c = \frac{\tau}{\tau'} < 1$  to scale down  $\boldsymbol{\beta}'$  without violating the constraint of problem (6). The resulting solution  $c\boldsymbol{\beta}'$  has smaller power than  $P_{\max}$ , which contradicts optimality of  $\boldsymbol{\beta}^*$ .

By the monotonic property of the objective value of problem (6) with respect to  $\tau$ , a solution of problem (4) can be found by iteratively solving (6) through a simple one-dimensional bisection search for  $\tau$  [15]. Since it is difficult to pick the tightest upper bound, which is a key factor that influences the bisection search rate. We will adjust the value of  $\tau$  in a different way. The idea comes from the above states. Once we obtain the optimal solution  $\boldsymbol{\beta}^j$  and associated value  $P^j (P^j < P_{\max})$  of problem (6) with given  $\tau^j$  in the  $j$ th iteration, by letting  $\boldsymbol{\beta}^{j+1} = \frac{P_{\max}}{P^j} \boldsymbol{\beta}^j$ , we can further improve the throughput in the next iteration. This process will terminate when  $P^j$  approaches  $P_{\max}$  within a desired threshold  $\varepsilon$ .

The remaining task is to solving problem (6), which can be decomposed into  $K$  independent subproblems, i.e.,

$$\begin{aligned} \min_{\boldsymbol{\beta}} \quad & \sum_{n=1}^N \frac{\beta_k[n]}{h_k[n]} \\ \text{s.t.} \quad & \frac{1}{N} \sum_{n=1}^N \frac{B}{K} \log_2(1 + \beta_k[n]) \geq \tau, \\ & \beta_k[n] \geq 0, \forall n. \end{aligned}$$

It has a closed-form solution given by

$$\beta_k^*[n] = \left( \frac{B h_k[n] \lambda}{N K \ln 2} - 1 \right)^+, \quad (7)$$

where  $\lambda$  can be obtained via the bisection search in  $\frac{1}{N} \sum_{n=1}^N \frac{B}{K} \log_2(1 + \beta_k^*[n]) = \tau$ .

Next, we deal with subproblem 2. Intuitively, if the feasible solution obtained by (5) uses a strictly smaller power than  $P_{\max}$ , then the throughput in problem (4) with power  $P_{\max}$  can

be improved. This motivates us to find the feasibility solution by considering the following minimization problem, i.e.,

$$\begin{aligned} \min_{\mathbf{q}} \quad & \sum_{k=1}^K \sum_{n=1}^N \beta_k[n] \|\mathbf{q}[n] - \mathbf{w}_k\|^2 \\ \text{s.t.} \quad & (1). \end{aligned} \quad (8a)$$

To enable ADMM method to solve subproblem (8), it is necessary that it can be decoupled at each user. To proceed, notice that  $\mathbf{q}[1] = \mathbf{q}[N+1]$ , we can get  $\|\mathbf{q}[N+1] - \mathbf{q}[N]\| = \|\mathbf{q}[1] - \mathbf{q}[N]\|$ . Furthermore, define  $\mathbf{z}_n \triangleq \mathbf{q}[n] - \mathbf{q}[n+1]$ ,  $n = 1, \dots, N-1$ ,  $\mathbf{z}_N \triangleq \mathbf{q}[N] - \mathbf{q}[1]$ , and  $\mathbf{z} \triangleq [\mathbf{z}_1^T, \dots, \mathbf{z}_N^T]^T$ . Accordingly, constraint (8b) can be equivalently expressed as  $\mathbf{D}\mathbf{q} = \mathbf{z}$ , with  $\mathcal{Z} \triangleq \{\mathbf{z} \mid \|\mathbf{z}\| \leq S_{\max}\}$  representing the feasible set of  $\mathbf{z}_n$ , and  $\mathbf{D} = \mathbf{D}_0 \otimes \mathbf{I}_2$ ,

$$\mathbf{D}_0 = \begin{bmatrix} 1 & -1 & \cdots & 0 \\ 0 & 1 & \cdots & 0 \\ 0 & 0 & \ddots & -1 \\ -1 & 0 & \cdots & 1 \end{bmatrix} \in \mathbb{R}^{N \times N}.$$

By introducing the slack variable  $\mathbf{m} \triangleq \{\mathbf{m}[n]\}$ , problem (8) becomes

$$\min_{\mathbf{q}, \mathbf{m}} \quad \sum_{k=1}^K \sum_{n=1}^N \beta_k[n] \|\mathbf{m}[n] - \mathbf{w}_k\|^2 \quad (9a)$$

$$\text{s.t.} \quad \mathbf{m} = \mathbf{q}, \quad (9b)$$

$$\mathbf{D}\mathbf{q} = \mathbf{z}, \mathbf{z}_n \in \mathcal{Z}, \forall n. \quad (9c)$$

The introduction of (9b) and (9c) enables us to obtain a standard global consensus problem, facilitating the development of ADMM. To exploit the ADMM method, the first step is to write the augmented Lagrangian function of problem (9) as

$$\begin{aligned} \mathcal{L}(\mathbf{q}, \mathbf{m}, \mathbf{z}, \mathbf{t}, \mathbf{y}) = & \sum_{k=1}^K \sum_{n=1}^N \beta_k[n] \|\mathbf{m}[n] - \mathbf{w}_k\|^2 \\ & + \rho_1 \|\mathbf{q} - \mathbf{m} + \mathbf{t}\|^2 + \rho_2 \|\mathbf{D}\mathbf{q} - \mathbf{z} + \mathbf{y}\|^2, \end{aligned}$$

where  $\mathbf{t}$  and  $\mathbf{y}$  are the scaled dual variables associated with equality constraints (9b), and (9c), respectively. Two different penalty parameters  $\rho_1$  and  $\rho_2$ , multiplying the quadratic terms, are employed to accelerate the convergence rate of ADMM algorithm [16]. The inherent idea of the ADMM is to apply the Gauss-Seidel method to update the variables in the augmented Lagrange function. To be specific, at each iteration  $j$ , by alternatively updating  $\{\mathbf{q}, \mathbf{z}\}$ ,  $\mathbf{m}$ , and  $\{\mathbf{t}, \mathbf{y}\}$ , we can minimize  $\mathcal{L}(\mathbf{q}, \mathbf{m}, \mathbf{z}, \mathbf{t}, \mathbf{y})$  as shown in the following procedure.

1) *Updating*  $\{\mathbf{q}, \mathbf{z}\}$ : The optimization of  $\{\mathbf{q}, \mathbf{z}\}$  can be decomposed into two independent problems.

$$\begin{aligned} \mathbf{q}^{j+1} = & \arg \min_{\mathbf{q}} \rho_1 \|\mathbf{q} - \mathbf{m}^j + \mathbf{t}^j\|^2 + \rho_2 \|\mathbf{D}\mathbf{q} - \mathbf{z}^j + \mathbf{y}^j\|^2, \\ = & (\rho_1 \mathbf{I} + \rho_2 \mathbf{D}^T \mathbf{D})^{-1} (\rho_2 \mathbf{D}^T (\mathbf{z}^j - \mathbf{y}^j) + \rho_1 (\mathbf{m}^j - \mathbf{t}^j)), \end{aligned} \quad (10a)$$

$$\begin{aligned} \mathbf{z}^{j+1} = & \arg \min_{\mathbf{z}} \|\mathbf{D}\mathbf{q}^j - \mathbf{v} - \mathbf{z} + \mathbf{y}^j\|^2, \\ = & \begin{cases} \mathcal{L}_{\mathcal{Z}}(\mathbf{q}^j[n] - \mathbf{q}^j[n+1] + \mathbf{y}_n^j), n = 1, \dots, N-1, \\ \mathcal{L}_{\mathcal{Z}}(\mathbf{q}^j[N] - \mathbf{q}^j[1] + \mathbf{y}_N^j), n = N, \end{cases} \end{aligned} \quad (10b)$$

where  $\mathcal{L}_{\mathcal{Z}}\{\mathbf{x}\} \triangleq \min\{\frac{S_{\max}}{\|\mathbf{x}\|}, 1\} \mathbf{x}$  denotes the projector associated with the linear space  $\mathcal{Z}$ .

2) *Updating*  $\{\mathbf{m}\}$ : The optimization of the Lagrangian function  $\mathcal{L}(\mathbf{q}, \mathbf{m}, \mathbf{z}, \mathbf{t}, \mathbf{y})$  with respect to  $\mathbf{m}$  can be decomposed into  $N$  independent subproblems. Then, determine  $\{\mathbf{m}^{j+1}[n]\}$  via the following unconstrained problem

$$\min_{\mathbf{m}} \sum_{k=1}^K \beta_k[n] \|\mathbf{m}[n] - \mathbf{w}_k\|^2 + \rho_1 \|\mathbf{m}[n] - \mathbf{b}^j[n]\|^2, \quad (11)$$

where  $\mathbf{b}^j[n] \triangleq \mathbf{q}^{j+1}[n] + \mathbf{t}^j[n]$ . Denote  $a_n \triangleq \sum_{k=1}^K \beta_k[n]$ ,  $\hat{\mathbf{w}}_n \triangleq \sum_{k=1}^K \beta_k[n] \mathbf{w}_k$ . We can express the objective function of problem (11) as  $\sum_{k=1}^K \beta_k[n] \|\mathbf{m}[n] - \mathbf{w}_k\|^2 + \rho_1 \|\mathbf{m}[n] - \mathbf{b}^j[n]\|^2 \triangleq (a_n + \rho_1) \|\mathbf{m}[n]\|^2 - 2\mathbf{m}[n]^T (\rho_1 \mathbf{b}^j[n] + \hat{\mathbf{w}}_n)$ , where  $\equiv$  means equivalence up to a constant. Then the optimal solution of problem (11) is given by

$$\mathbf{m}[n] = \frac{\rho_1 \mathbf{b}^j[n] + \hat{\mathbf{w}}_n}{\rho_1 + a_n}. \quad (12)$$

3) *Updating Lagrange Multipliers*: The scaled dual variables is updated by

$$\mathbf{t}^{j+1} = \mathbf{t}^j + \mathbf{q}^{j+1} - \mathbf{m}^{j+1}, \mathbf{y}^{j+1} = \mathbf{y}^j + \mathbf{D}\mathbf{q}^{j+1} - \mathbf{z}^{j+1}. \quad (13)$$

Algorithm 1 summarizes the details of the overall proposed AO method.

---

**Algorithm 1** Joint power and UAV trajectory design for solving problem (2)

---

- 1: Set  $\tau = 0$ ,  $j = 0$  and  $(\rho_1, \rho_2)$ .
  - 2: **repeat**
  - 3:   **repeat**
  - 4:     For given  $\tau$ , update  $\beta$  by (7).
  - 5:     Let  $\beta_k[n] = \frac{P_{\max}}{\sum_{k,n} \frac{\beta_k[n]}{h_k[n]}} \beta_k[n]$ .
  - 6:   **until**  $\sum_{k,n} \frac{\beta_k[n]}{h_k[n]}$  approaches  $P_{\max}$  within a given threshold  $\epsilon > 0$
  - 7:   Choose feasible initial values for  $(\mathbf{m}^j, \mathbf{q}^j, \mathbf{y}^j, \mathbf{t}^j, \mathbf{z}^j)$ .
  - 8:   **repeat**
  - 9:     Update variables  $\{\mathbf{q}^{j+1}, \mathbf{z}^{j+1}\}$  by (10).
  - 10:     Update variables  $\{\mathbf{m}^{j+1}\}$  by (12).
  - 11:     Update variables  $\{\mathbf{t}^{j+1}, \mathbf{y}^{j+1}\}$  by (13).
  - 12:     Set  $j \leftarrow j + 1$ .
  - 13:   **until** converge criterion is met
  - 14:   Update  $\mathbf{q} = \mathbf{q}^{j+1}$ . Let  $j = 0$ .
  - 15: **until** The fractional increase of  $\tau$  is below a threshold  $\epsilon > 0$ .
- 

### B. Complexity Analysis

In this subsection, we investigate the complexity per iteration of our proposed method and the conventional method. It should be mentioned that the matrix inversion in (10a) is the only computational intensive operation in Alg. 1, with complexity given by  $\mathcal{O}(N^3)$ . However, this only has to be computed once with any fixed system parameters and thus can be omitted in the total complexity analysis. Specifically, in step 4, the complexity for computing  $\beta_k[n]$  is  $\mathcal{O}(1)$ . Therefore, the total complexity of computing  $\beta$  is  $\mathcal{O}(KN)$ . On the other hand, the main complexity for computing  $\mathbf{q}$  lies in the matrix multiplication in (10a), which is given by  $\mathcal{O}(N^2)$ . Since  $N$  is much larger than  $K$ , the total complexity of our proposed

method is  $\mathcal{O}(N^2)$  times the iteration number required for convergence (as shown in Fig. 2).

By comparison, the complexity in conventional AO method for computing  $\mathbf{p}$  and  $\mathbf{q}$  are given by  $\mathcal{O}(K^4N^4)$  and  $\mathcal{O}(K^{\frac{3}{2}}N^{\frac{7}{2}})$ , respectively [7]. Obviously, our proposed method leads to a considerable complexity reduction in each iteration.

TABLE I  
SYSTEM SETUP FOR NUMERICAL SIMULATIONS

Symbolic Meaning	Symbol and Value
UAV altitude	$H = 100$ m
Maximum UAV flight speed	$V_{\max} = 50$ m/s
Bandwidth	$B = 10$ MHz
Time slot length	$\delta = 1$ s
Total UAV transmit power	$P_{\max} = 0.5$ W
Noise power spectrum density	$N_0 = -170$ dBm/Hz
Penalty parameters	$\rho_1 = 0.01, \rho_2 = 1.25$
Threshold for convergence of Alg. 1	$\epsilon = 10^{-5}$
Channel gain at reference distance	$\gamma_0 = 10^{-5}$

## IV. NUMERICAL RESULTS

This section provides numerical results to demonstrate the advantages of the proposed algorithm as compared to existing benchmarks. Consider a system with  $K = 6$  ground users, whose horizontal coordinates are given by  $(-300, 400)$ ,  $(-400, 400)$ ,  $(500, -200)$ ,  $(300, 980)$ ,  $(100, 200)$ , and  $(-800, 450)$ , respectively, which are the same as those in [11]. The numerical setup of the following simulations is given in Table I, and the simulations are performed on a desktop computer with a 3.6 GHz CPU and 16GB RAM. The Matlab version is 2015b. We set the initial trajectory as the simple circular UAV trajectory in [11], where the circle center and the circle radius are set as the geometry center of all users and  $r = \frac{V_{\max}(N-1)}{2\pi}$ , respectively. Two existing methods are considered for comparison: SCA-AO, the method by combining SCA and AO as in [5]–[8], [11]; SCA-JOINT, to optimize the lower bound of  $R_k[n]$  by allowing  $\mathbf{p}$  and  $\mathbf{q}$  update simultaneously, with given  $\mathbf{p}^j$  and  $\mathbf{q}^j$  in the  $j$ th SCA iteration, i.e.,

$$R_k[n] \geq \tilde{R}_k[n] \triangleq \frac{B}{K} \log_2 \left( 1 + \frac{\tilde{\gamma}_0 a_k^j[n]}{d_k^j[n]} a_k[n] - \frac{\tilde{\gamma}_0 p_k^j[n]}{(d_k^j[n])^2} d_k[n] \right),$$

where  $a_k^j[n] \triangleq \sqrt{p_k^j[n]}$ ,  $d_k^j[n] \triangleq H^2 + \|\mathbf{q}^j[n] - \mathbf{w}_k\|^2$ ,  $a_k[n] \triangleq \sqrt{p_k[n]}$ , and  $d_k[n] \triangleq H^2 + \|\mathbf{q}[n] - \mathbf{w}_k\|^2$ .

In Fig. 1, we plot the max-min average throughput of different methods. It is observed that our proposed AO achieves the best performance. This is expected due to the inherent properties of our proposed AO. Note that our method obtains the optimal solution of each subproblem, while SCA-AO only optimizes the approximate lower bound of the trajectory subproblem by the SCA framework. On the other hand, in the  $j$ th iteration of SCA-JOINT, zero  $p_k^j[n]$  will result in zero  $\tilde{R}_k[n]$ , leading to the optimal solution,  $p_k^{j+1}[n] = 0$ , in the next iteration. This implies that the power design in SCA-JOINT depends on the initial power distribution, resulting in performance degradation for large  $N$ .

In Fig. 2, the convergence behaviour of different methods is examined. We can see that the proposed AO achieves a

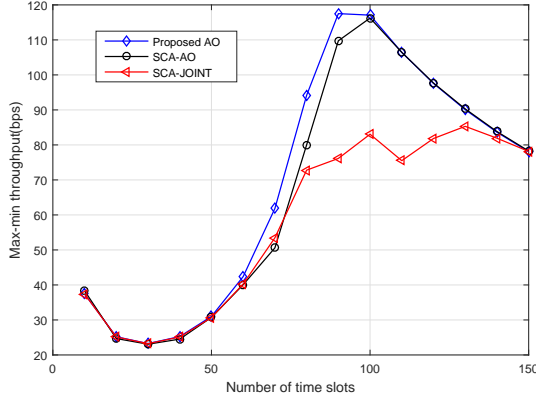


Fig. 1. The max-min throughput versus number of time slots.

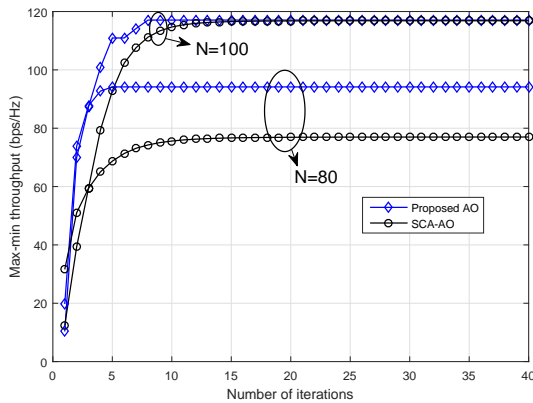


Fig. 2. Convergence behaviour of the proposed AO and SCA-AO.

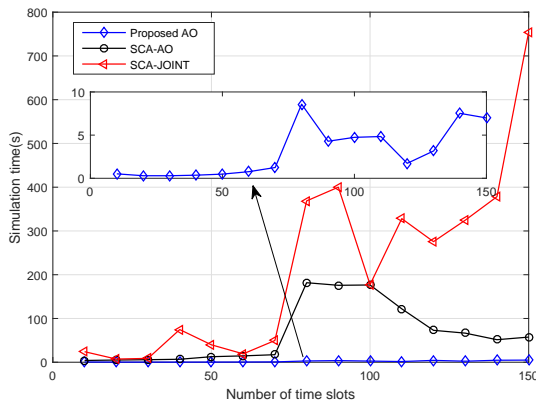


Fig. 3. The CPU simulation time versus number of time slots for different methods.

comparable convergence speed as SCA-AO. In Fig. 3, we plot the computational time of different methods. It is observed that our proposed AO requires the least computation time. Considering the various levels of complexity per iteration, and the fact that the proposed AO only requires arithmetic operations rather than the general-purpose solvers (such as CVX), the total computation time reduction of the proposed AO can be expected. This is consistent with the complexity

analysis in Section III-B.

## V. CONCLUSION

In this paper, we proposed a novel AO method to maximize the minimum average throughput by jointly designing UAV trajectory and power in the UAV-enabled multiuser system. By exploring the problem's special structure, we converted the original non-convex problem into two subproblems, each of which can be solved optimally. We further proposed an ADMM-based algorithm which greatly reduces the computational complexity. Our proposed AO method was shown to achieve higher performance as well as lower complexity as compared to the state-of-the-art approaches.

## REFERENCES

- [1] F. Tang, Z. M. Fadlullah, N. Kato, F. Ono, and R. Miura, "AC-POCA: Anticoordination game based partially overlapping channels assignment in combined UAV and D2D-based networks," *IEEE Trans. on Veh. Tech.*, vol. 67, no. 2, pp. 1672–1683, Feb. 2018.
- [2] F. Tang, Z. M. Fadlullah, B. Mao, N. Kato, F. Ono, and R. Miura, "On a novel adaptive UAV-mounted cloudlet-aided recommendation system for LBSNs," *IEEE Trans. Emer. Topics Comput.*, to be published.
- [3] C. Zhang and W. Zhang, "Spectrum sharing for drone networks," *IEEE J. Sel. Areas Commun.*, vol. 35, no. 1, pp. 136–144, Jan. 2017.
- [4] Z. M. Fadlullah, D. Takaishi, H. Nishiyama, N. Kato, and R. Miura, "A dynamic trajectory control algorithm for improving the communication throughput and delay in UAV-aided networks," *IEEE Network*, vol. 30, no. 1, pp. 100–105, Jan. 2016.
- [5] Y. Zeng, R. Zhang, and T. J. Lim, "Throughput maximization for UAV-enabled mobile relaying systems," *IEEE Trans. Commun.*, vol. 64, no. 12, pp. 4983–4996, Dec. 2016.
- [6] H. Wang, G. Ren, J. Chen, G. Ding, and Y. Yang, "Unmanned aerial vehicle-aided communications: Joint transmit power and trajectory optimization," *IEEE Wireless Commun. Letters*, vol. 7, no. 4, pp. 522–525, Aug. 2018.
- [7] Q. Wu and R. Zhang, "Common throughput maximization in UAV-enabled OFDMA systems with delay consideration," *IEEE Trans. Commun.*, vol. 66, no. 12, pp. 6614–6627, Dec. 2018.
- [8] M. Hua, Y. Wang, Z. Zhang, C. Li, Y. Huang, and L. Yang, "Power-efficient communication in UAV-aided wireless sensor networks," *IEEE Commun. Letters*, vol. 22, no. 6, pp. 1264–1267, Jun. 2018.
- [9] G. Zhang, Q. Wu, M. Cui, and R. Zhang, "Securing UAV communications via joint trajectory and power control," *IEEE Trans. on Wireless Commun.*, vol. 18, no. 2, pp. 1376–1389, Feb. 2019.
- [10] X. Hong, P. Liu, F. Zhou, S. Guo, and Z. Chu, "Resource allocation for secure UAV-assisted SWIPT systems," *IEEE Access*, vol. 7, pp. 24248–24257, 2019.
- [11] Q. Wu, Y. Zeng, and R. Zhang, "Joint trajectory and communication design for multi-UAV enabled wireless networks," *IEEE Trans. Wireless Commun.*, vol. 17, no. 3, pp. 2109–2121, Mar. 2018.
- [12] D. Yang, Q. Wu, Y. Zeng, and R. Zhang, "Energy tradeoff in ground-to-UAV communication via trajectory design," *IEEE Trans. on Veh. Technol.*, vol. 67, no. 7, pp. 6721–6726, Jul. 2018.
- [13] Q. Wu, L. Liu, and R. Zhang, "Fundamental trade-offs in communication and trajectory design for UAV-enabled wireless network," *IEEE Wireless Commun.*, vol. 26, no. 1, pp. 36–44, Feb. 2019.
- [14] M. Mozaffari, W. Saad, M. Bennis, and M. Debbah, "Unmanned aerial vehicle with underlaid device-to-device communications: Performance and tradeoffs," *IEEE Trans. Wireless Commun.*, vol. 15, no. 6, pp. 3949–3963, Jun. 2016.
- [15] E. Chen and M. Tao, "ADMM-based fast algorithm for multi-group multicast beamforming in large-scale wireless systems," *IEEE Trans. Commun.*, vol. 65, no. 6, pp. 2685–2698, Jun. 2017.
- [16] K. Nguyen, Q. Vu, M. Juntti, and L. Tran, "Distributed solutions for energy efficiency fairness in multicell MISO downlink," *IEEE Trans. Wireless Commun.*, vol. 16, no. 9, pp. 6232–6247, Sep. 2017.