

Electron interaction with the environment in tunnel ionization

D. Lozano-Gómez*

*Department of Physics and Astronomy,
University of Waterloo, Waterloo, Canada*

N. G. Kelkar†

*Departamento de Física, Universidad de los Andes,
Cra.1E No.18A-10, Bogotá, Colombia*

(Dated: March 11, 2020)

Abstract

The average dwell time of an electron in a potential barrier formed by an external electric field and the potential of a helium atom is evaluated within a semi classical one-dimensional tunneling approach. The tunneling electron is considered to interact with a nuclear charge screened by the electron in the helium ion. It is found that screening leads to smaller average dwell times of the tunneling electron. The dissipative effect of the environment on the tunneling electron is taken into account within a semiclassical model involving a velocity dependent frictional force and is found to change the average dwell time significantly.

*Electronic address: dlozanogomez@uwaterloo.ca

†Electronic address: nkelkar@uniandes.edu.co

I. INTRODUCTION

Tunneling is one of the most intriguing phenomenon in quantum mechanics and tunneling time doubly so. Quantum time concepts in general were developed in connection with collisions or scattering in three dimensions (3D) and tunneling in one dimension (1D). Both these times in 3D and 1D are essentially “interaction times” of the subatomic particles involved. Their definitions [1] in 3D and 1D follow from similar conceptual considerations and find meaning in physical processes [2, 3]. We are now a long way from 1928 when Gamow published his pioneering work [4] on the tunneling of alpha particles in radioactive nuclei and quantum tunneling appears to be a well understood phenomenon. However, the amount of time spent by a particle in tunneling still remains controversial. One of the earliest papers [5] on the topic studied the time evolution of a wave packet and concluded that there is no appreciable delay in the transmission of the wave packet through the barrier. Several decades later, the question whether a tunneling particle spends a finite and measurable amount of time under the barrier continues to be a matter of debate. Obtaining an answer to this question becomes even more difficult due to the different time concepts available in literature [6].

In the present work, we shall focus on just one time concept, namely, the dwell time or the residence time of a tunneling particle in the barrier and study the effects of electron screening and electron interaction with the environment in tunnel ionization induced by external fields. The global features found in this study should be relevant for calculations of the many other time concepts existing in literature. The dwell time concept was proposed by Smith [7] in 1960. It is a stationary concept and corresponds to the time spent by a particle in a given region of space with interaction. Smith derived the collision time in three dimensions (3D) and extended it to the multichannel case of elastic scattering with resonance formation. He constructed a lifetime matrix \mathbf{Q} which was related to the scattering matrix \mathbf{S} as, $\mathbf{Q} = -i\hbar\mathbf{S}d\mathbf{S}^\dagger/dE$, such that the diagonal element Q_{ii} gave the average lifetime of a collision beginning in the i^{th} channel. In the one channel, elastic scattering case, this expression reduces to the phase time delay ($\tilde{\tau}_\phi(E) = d\delta/dE$, with δ being the scattering phase shift) derived by Wigner and Eisenbud [8] earlier. Smith’s collision time reduces in

one-dimension to the dwell time in tunneling [9] which is given as,

$$\tau_D(E) = \int_{x_1}^{x_2} \frac{|\Psi(x)|^2 dx}{j}, \quad (1)$$

where, $|\Psi(x)|^2$ gives the probability density and j the current density for a particle tunneling through a potential barrier with energy $E = (\hbar k)^2/2m$. The dwell time (τ_D) is related to the phase time (τ_ϕ) and is given as [10, 11],

$$\tau_\phi(E) = \tau_D(E) - \hbar[\Im m R/k] dk/dE, \quad (2)$$

where R is the reflection amplitude in tunneling.

The time spent by subatomic particles in tunneling potential barriers is usually estimated to be extremely small (for example, Hartman [12] estimated it to be of the order of 10^{-16} s for metal - insulator -metal junctions) and beyond the reach of experimental precision. Though a direct measurement of such small times is difficult, the advent of intense laser fields has made measurements [13–15] on the tunneling of bound electrons [16] from atoms possible. In this field ionization process, the electron tunnels through the potential created by a superposition of the atomic Coulomb potential and the laser field. The free electron is further accelerated by the laser field and the tunneling time is determined by measuring the electron momentum which depends on the strength of the field.

The objective of the present work is to study different hitherto unexplored physical aspects of the dwell time of the electron in the barrier produced in laser induced tunnel ionization. For example, the potential between the tunneling electron and the ion is usually assumed to be that of a point-like Coulomb form. Even if the structure of the nucleus is not expected to play a significant role, the electron cloud surrounding the nucleus does produce a screening effect in the potential seen by the tunneling electron. Apart from this, dissipative effects due to the environment which have been shown to be important for electron tunneling in solid state junctions [17] could be relevant for tunnel ionization too. The present work explores the relevance of these two effects in tunnel ionization using the concept of the stationary dwell time which has been successful in explaining other types of tunneling processes [2, 3, 17].

II. SCREENED POTENTIAL OF AN ATOM IN AN ELECTRIC FIELD

Even though the electron tunneling ionization process has been studied with certain detail in [15, 18], there is an assumption that should be corrected. The approximation used was

that the electron which tunnels feels a net potential due to the nucleus and other electrons giving a Coulomb interaction of total charge e , thus assuming the tunneling electron to be far away from the ion. This approximation is particularly bad in case of the tunneling from a helium atom which is in principle a three body problem. In Ref. [18] for example, the theoretical predictions of different time concepts such as the Eisenbud-Wigner time [8], Büttiker-Landauer time [19] etc., were compared with experimental data on the tunneling time of an electron in the helium atom ionization with the aim of deciding the best candidate for the measured tunneling time. However, the theoretical predictions with the different time concepts were not performed with a consideration of the electron screening effects. Here we show that the presence of the electronic cloud around the nucleus changes the dynamics of the tunneling electron. In addition, in this work we also demonstrate the effect of the tunneling electron interaction with the environment (in the form of energy dissipation) on the values of the tunneling times.

A. Potential in spherical polar coordinates

In spherical polar coordinates, the potential in atomic units for a hydrogen-like atom with atomic number Z , in the presence of an electric field \vec{F} is given as [15],

$$V(r) = -\frac{Z-1}{r} - \frac{\alpha^I \vec{F} \cdot \vec{r}}{r^3} + \vec{F} \cdot \vec{r}, \quad (3)$$

where α^I is the polarization of the ion. The first term in (3) is the Coulomb interaction, the second one the polarization interaction with the ion and the third term is the energy given by the electric field \vec{F} .

When the wave function of the electron is given by $\psi_{n,l,m_l}(\vec{r})$, the charge density around a point-like nucleus is given as [20],

$$\rho(\vec{r}) = -e|\psi_{n,l,m_l}(\vec{r})|^2, \quad (4)$$

where the subscripts n, l, m_l are the quantum numbers representing the state in which the electron is. Assuming that the electron is in the ground state, such that $n = 1, l = 0, m_l = 0$, the potential due to the cloud (using the same units convention as in (3)) can be obtained by solving the Poisson equation and is written as [20]

$$\Phi(r) = -\frac{1}{r} + \frac{1}{r} \left(1 + \frac{r}{2r_0}\right) \exp(-r/r_0), \quad (5)$$

where r_0 is the screening radius and is given as $r_0 = a_0/(2Z)$, with a_0 the Bohr radius [20]. With this expression the purely Coulomb part of the potential in (3) is corrected to the following form:

$$V_C(r) = -\frac{Z}{r} + \frac{1}{r} - \frac{1}{r} \left(1 + \frac{r}{2r_0}\right) \exp(-r/r_0). \quad (6)$$

Incorporating this correction in the potential in Eq. (3), we get

$$V_{total}(r) = -\frac{(Z-1)}{r} - \frac{1}{r} \left(1 + \frac{r}{2r_0}\right) \exp(-r/r_0) - \frac{\alpha^I \vec{F} \cdot \vec{r}}{r^3} + \vec{F} \cdot \vec{r}. \quad (7)$$

In this work, we are interested in systems where $Z - 1 = 1$; therefore, we will assume this condition throughout in what follows.

B. Potential in parabolic coordinates

It is standard and convenient to write down the potential of an atom in an electric field using the separation of variables in Schrödinger's equations in parabolic coordinates:

$$\begin{aligned} \eta &= r - z, \\ \xi &= r + z, \\ \phi &= \arctan(y/x). \end{aligned}$$

The Laplace operator in these coordinates is given by

$$\nabla^2 = \frac{4}{\xi + \eta} \left[\frac{\partial}{\partial \xi} \left(\xi \frac{\partial}{\partial \xi} \right) + \frac{\partial}{\partial \eta} \left(\eta \frac{\partial}{\partial \eta} \right) \right] + \frac{1}{\xi \eta} \frac{\partial^2}{\partial \phi^2}.$$

Since such a potential is derived in text books [21] and more specifically in [15, 22] for the case of tunnel ionization, we shall briefly discuss the main formulas without getting into the details of the derivation. Starting with the Schrödinger equation in parabolic coordinates for a particle bound by an energy $-E$ ($E > 0$), namely,

$$-E\psi(\xi, \eta, \phi) = \left(-\frac{1}{2}\nabla^2 + V \right) \psi(\xi, \eta, \phi) \quad (a.u.) \quad (8)$$

and seeking a solution of the form, $\psi(\xi, \eta, \phi) = f_1(\xi)f_2(\eta)\exp(im\phi)/\sqrt{2\pi}$, we get the following Schrödinger equation:

$$\begin{aligned} \frac{\partial}{\partial \xi} \left(\xi \frac{\partial f_1(\xi)}{\partial \xi} \right) f_2(\eta) + \frac{\partial}{\partial \eta} \left(\eta \frac{\partial f_2(\eta)}{\partial \eta} \right) f_1(\xi) - \frac{m^2}{4} \left(\frac{1}{\eta} + \frac{1}{\xi} \right) f_1(\xi) f_2(\eta) \\ - \frac{\eta + \xi}{2} (E + V) f_1(\xi) f_2(\eta) = 0. \end{aligned} \quad (9)$$

The potential given in equation (3) transforms into parabolic coordinates (assuming that the laser direction is the z axis) as:

$$V = -\frac{2}{\eta + \xi} - \frac{F(\eta - \xi)}{2} + \frac{4\alpha^I F(\eta - \xi)}{(\eta + \xi)^3}$$

$$-\frac{(\eta + \xi)}{2}V = 1 + \frac{F(\eta^2 - \xi^2)}{4} - \frac{2\alpha^I F(\eta^2 - \xi^2)}{(\eta + \xi)^3}. \quad (10)$$

The last term in (10) can be approximated to $\frac{2\alpha^I F}{\eta}$ by assuming $\xi \ll \eta$ [15]. With this approximation, the Schrödinger equation may be separated into two independent equations as follows:

$$\frac{\partial}{\partial \xi} \left(\xi \frac{\partial f_1(\xi)}{\partial \xi} \right) - \left[\frac{m^2}{4\xi} + \frac{\xi}{2}E + F\frac{\xi^2}{4} \right] f_1(\xi) = -\beta_1 f_1(\xi),$$

$$\frac{\partial}{\partial \eta} \left(\eta \frac{\partial f_2(\eta)}{\partial \eta} \right) - \left[\frac{m^2}{4\eta} + \frac{\eta}{2}E - F\frac{\eta^2}{4} + \frac{2\alpha^I F}{\eta} \right] f_2(\eta) = -\beta_2 f_2(\eta),$$

$$\beta_1 + \beta_2 = 1, \quad (11)$$

where the factors $\beta_{1,2}$ are separation constants. To transform these equations into Schrödinger like equations we apply the transformation $f_1(\xi) = \frac{g_1(\xi)}{\sqrt{\xi}}$ and $f_2(\eta) = \frac{g_2(\eta)}{\sqrt{\eta}}$. With these transformations and denoting E as $I_p(F)$, the ionization energy, two Schrödinger-like equations are obtained:

$$\frac{d^2 g_1(\xi)}{d\xi^2} + 2 \left[-\frac{I_p(F)}{4} - V(\xi, F) \right] g_1(\xi) = 0,$$

$$V(\xi, F) = -\frac{\beta_1(F)}{2\xi} + \frac{m^2 - 1}{8\xi^2} + \frac{1}{8}F\xi, \quad (12)$$

$$\frac{d^2 g_2(\eta)}{d\eta^2} + 2 \left[-\frac{I_p(F)}{4} - V(\eta, F) \right] g_2(\eta) = 0,$$

$$V(\eta, F) = -\frac{\beta_2(F)}{2\eta} + \frac{m^2 - 1}{8\eta^2} - \frac{1}{8}F\eta + \frac{\alpha^I F}{\eta^2}. \quad (13)$$

The ionization energy depends on the field and is defined as in Ref. [15], $I_p(F) = I_p(0) + (1/2)(\alpha^N - \alpha^I)F^2$, where, α^N is the static polarizability of the atom and α^I that of the ion. In case of the helium atom, we use $I_p(0) = 0.904$ a.u., $\alpha^N = 1.38$ a.u. and $\alpha^I = 9/32$ a.u. as given in the supplementary information of the first article in Ref. [15]. Using the approximation $\beta_1 \simeq (1 + |m|)\sqrt{2I_p(F)}/2$ (as used by [18]) the separation constants are known and the tunneling problem can be solved. This derivation can also be found in [21] for a hydrogen atom in an electric field. In principle, the new potential defined in parabolic coordinates describes a tunneling problem in the η coordinate. However, in literature [15],

an exponential factor is added to account for the fact that the pure dipole approximation can only be used in the far field case. Figure 1 illustrates the effect of every term in the total parabolic potential,

$$V(\eta, F) = -\frac{\beta_2(F)}{2\eta} + \frac{m^2 - 1}{8\eta^2} - \frac{1}{8}F\eta + \frac{\alpha^I F}{\eta^2} e^{-3/\eta} \quad (14)$$

Note that the exponential term is crucial to obtain a tunneling scenario.

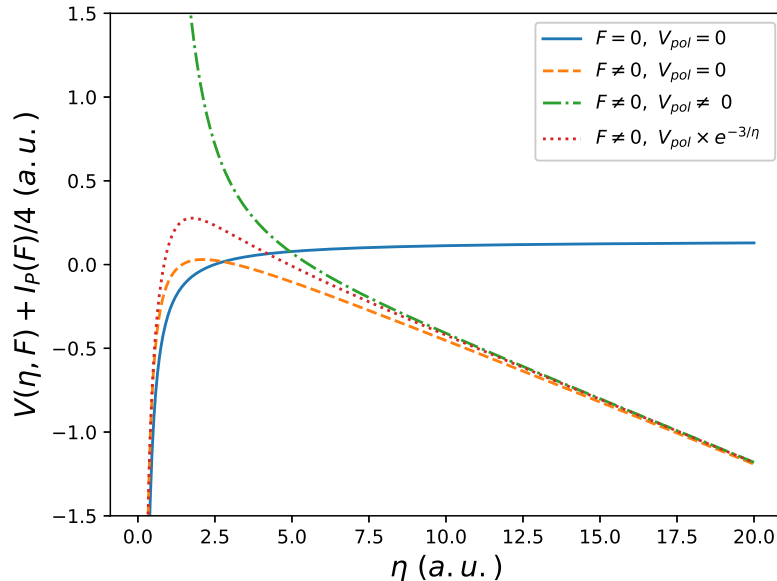


FIG. 1: Potential in η coordinate, $m = 0$. In this figure $V_{\text{pol}} = \frac{\alpha^I F}{\eta^2}$.

Converting the corrected potential (corrected for screening effects) in spherical coordinates to that in the parabolic coordinates and using the standard approximation of $\eta \gg \xi$, the corrected potential which includes the effects of electron screening in parabolic coordinates can be written as an η -dependent potential as follows:

$$V(\eta, F)_{\text{total}} = -\frac{\beta_2(F)}{2\eta} + \frac{m^2 - 1}{8\eta^2} - \frac{1}{8}F\eta + \frac{\alpha^I F}{\eta^2} e^{-3/\eta} - \left(\frac{1}{\eta} + \frac{1}{4r_0}\right) \exp\left(-\frac{\eta}{2r_0}\right). \quad (15)$$

In Fig. 2, for different values of the electric field, F , we show the potential $V(\eta, F)$ (solid lines, Eq. (14)) and the potential $V(\eta, F)_{\text{total}}$ (dashed lines) with the electron screening effect included. The effect of screening is to shift the potential such that the first turning point in tunneling occurs at larger values of η . This shift and the little reduction in height is expected to affect the tunneling time.

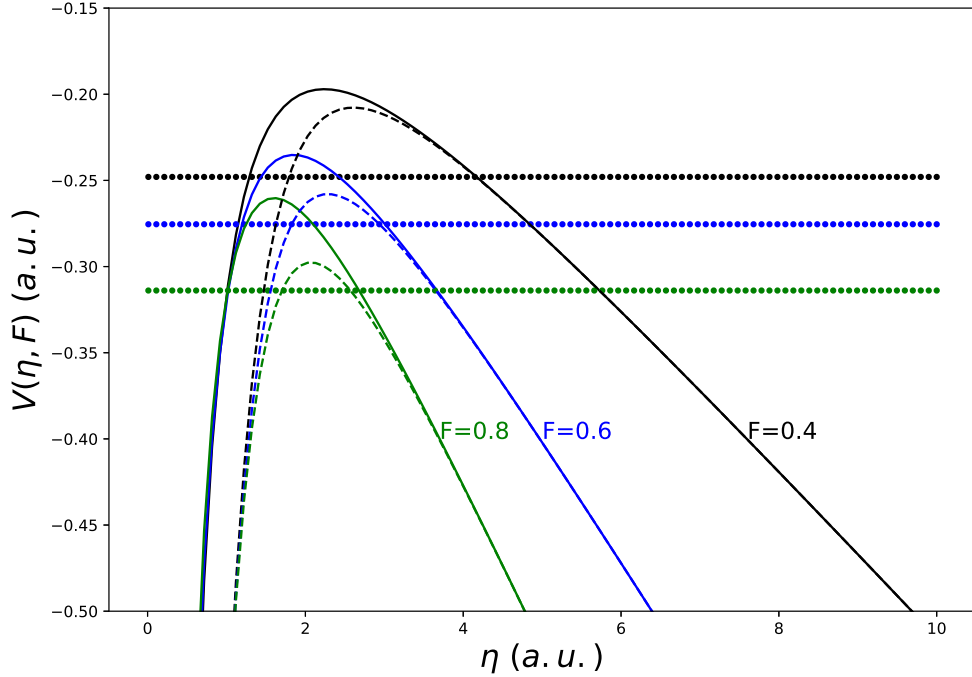


FIG. 2: Parabolic potential with F dependence, $m = 0$. Solid lines represent the uncorrected potential (Eq. (14)) and dashed lines represent the potential with the electron screening correction in the ${}^4\text{He}$ atom included as in Eq. (15). In this plot the horizontal lines represent the energy, $-I_p(F)/4$, of the tunneling electron.

Before proceeding further, we would like to point out the difference between the above potential and the triangle approximation of this potential which is sometimes used in literature [18]. In Fig. 3, we show both the screened and unscreened potential in this approximation as compared to the true potential given above. Note that the choice of the triangle decides the height of the barrier which can be higher than the true potential in order to retain the same width as the width of the true potential.

In the next section we shall present the calculations for the dwell time of the electron while tunneling through the screened potential.

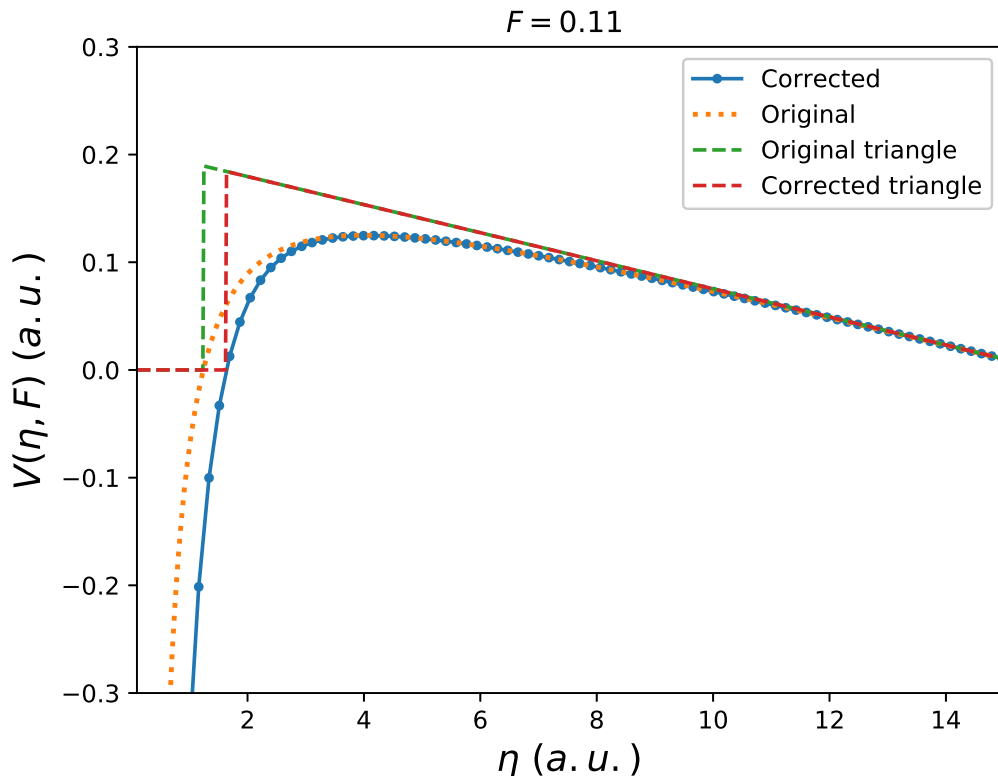


FIG. 3: Triangle approximation to the parabolic potential. The curves labelled ‘original’ refer to the potential without screening corrections.

III. DWELL TIME IN TUNNEL IONIZATION

To study the effect of screening on the tunneling times we use the concept of dwell time, introduced by Smith [7] and apply this time concept to the potential with and without the screening correction term. The JWKB expression for the average dwell time is given as [2]

$$\tau_D(E) = \frac{M}{\hbar} \int_{x_1}^{x_2} \frac{dx}{k(x)} \exp \left[-2 \int_{x_1}^x k(x') dx' \right], \quad (16)$$

where $k(x) = \sqrt{\frac{2M(V(x)-E)}{\hbar^2}}$, M is the mass of the electron and the limits x_1 and x_2 define the classical turning points in tunneling. This expression is derived by substituting the JWKB wave function $\Psi(x)$ (satisfying the one dimensional Schrödinger equation for a particle of mass M , tunneling the potential $V(x)$ with an energy E) in (1). In the sections above, we have presented the corrected potential in two different coordinate systems. In case of the parabolic coordinates, we consider the Schrödinger like equation given in the η coordinate

in (13). In spherical coordinates we consider the standard radial Schrödinger equation. We present the effect of the screening correction for each case and discuss their differences.

A. Screening effects on tunneling times in spherical coordinates

In order to evaluate the average dwell time as defined in (16) but for a potential given in spherical coordinates, we must first define the angle between the field \vec{F} and \vec{r} in order to have a one-dimensional tunneling problem in the radial coordinate r . Choosing this angle to 180° (also known as the Field Direction model in [15]), in Fig. 4 we plot the average dwell time for different field values. The overall effect of screening, in the chosen domain, is to shift the times to smaller values. This effect is also obtained when plotting the more classical concept of traversal time [19] for the same field values.

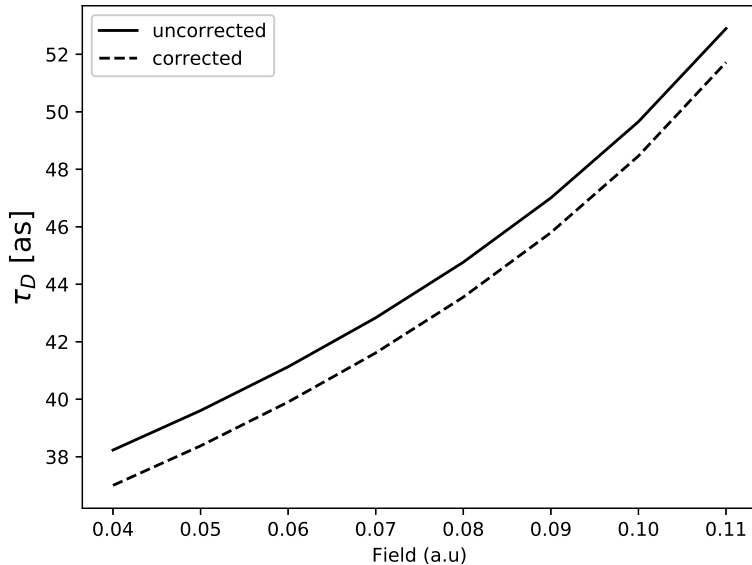


FIG. 4: Average dwell times of an electron tunneling in the ionization of the ^4He atom, evaluated using the potential in spherical coordinates and assuming the angle θ between \vec{F} and \vec{r} to be 180° . The label ‘corrected’ refers to the correction due to electron screening.

B. Screening effects on tunneling times in parabolic coordinates

After dealing with the dwell time in radial coordinates, we use the corrected potential (15) in parabolic coordinates and equation (16) to evaluate the average dwell time. Once

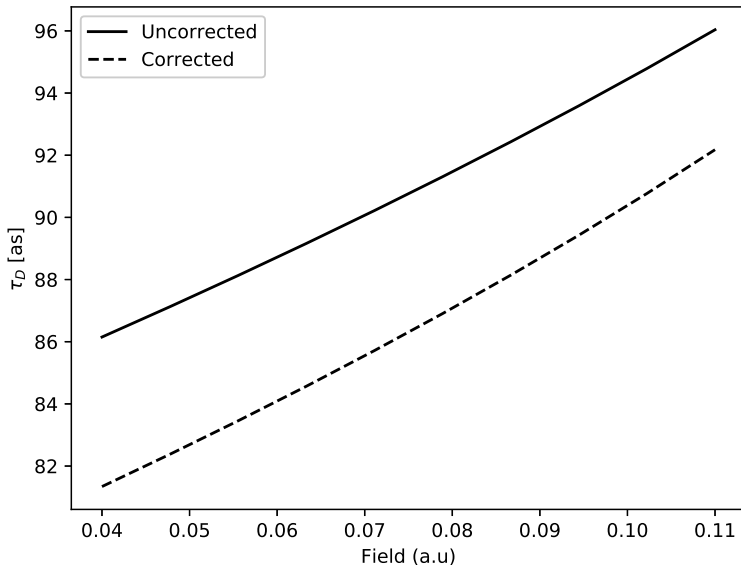


FIG. 5: Average dwell times of the tunneling electron in the ^4He atom, evaluated using the potential in parabolic coordinates.

again, we notice that the overall effect of the correction term in the tunneling dwell time is to shift the curve down, in other words, the overall time spent by the particle in the barrier is decreased. This effect should be expected since the correction term lowers the barrier height and width as shown in Fig. 2. A notable difference between the curves in Figs 4 and 5 is the range of values of τ_D as a function of the field. Apart from this, the time in parabolic coordinates is bigger than the one in spherical coordinates. This effect is due to the potential which describes the tunneling problem for each set of coordinates. In the parabolic coordinates the tunneling potential is described by the η coordinate alone and can hence be treated as a one-dimensional tunneling problem. However, in the spherical coordinates one must choose an angle for the tunneling particle if the tunneling problem is to be treated as in one dimension. We consider the potential in the direction of the field (this choice is also known as the Field direction model [15]). We note here that experiments seem to indicate the parabolic coordinates as the favoured ones [15] and calculations of tunneling

times with spherical coordinates are usually not presented in literature. However, the present exercise shows that the importance of the screening correction in case one performs such a calculation.

C. Dissipative tunneling

The effect of the environment on the tunneling particle has been extensively studied in literature in the context of energy dissipation during tunneling. The discussion of dissipative effects appeared in a seminal paper by Caldeira and Leggett [23] in 1983 where the authors started with a damped equation of motion for the system as follows:

$$M\ddot{x} + \gamma\dot{x} + \frac{\partial V}{\partial x} = F_{ext}(t). \quad (17)$$

The potential $V(x)$ and friction coefficient γ were regarded as experimentally determined quantities. In the years to follow, dissipation was studied within different approaches which were either phenomenological approaches [24] or microscopic formulations where dissipation comes about due to the coupling of the system to a heat bath of infinitely many degrees of freedom [25]. Such an effect has however not been considered in the context of tunnel ionization in literature.

Here we study the effect of dissipation in the evaluation of the dwell times of the electron in tunnel ionization within a semiclassical approach which was earlier applied successfully to the tunneling of electrons in a solid state junction [17]. Such a semiclassical approach has also been used earlier in [19, 26, 27]. Dissipation is represented in the form of a frictional force within this approach. The introduction of the frictional force, $\gamma\dot{x}$, is not entirely arbitrary but can rather be derived under certain approximations from the complete picture of a system coupled with an environment [28, 29] (see also [17] for a small derivation).

For a particle with energy E , tunneling a barrier $V(\eta, F)$, such as that in the present work, the amount of energy lost while traversing the width of the barrier, $\eta_2 - \eta_1$, can be written as,

$$\Delta E(F) = \gamma \int_{\eta_1}^{\eta_2} v(\eta') d\eta', \quad (18)$$

where $v(\eta') = \hbar k(\eta')/M$ and $k(\eta) = \sqrt{2M(V(\eta, F)_{total} - E)/\hbar^2}$. Introducing the loss of energy in the effective Schrödinger problem in the η coordinate in Eq. (13) and noting that

the tunneling energy, $E = -|I_p(F)|/4$,

$$\begin{aligned}
V(\eta, F)_{total} - (E - \Delta E) &= V(\eta, F)_{total} + |I_p(F)|/4 + \Delta E \\
&= V(\eta, F)_{total} + |I_p(F)|/4 + \gamma \int_{\eta_1}^{\eta_2} d\eta' \frac{\gamma \hbar}{M} k(\eta') \\
&= V_{\text{eff}}(\eta, F) + |I_p(F)|/4.
\end{aligned} \tag{19}$$

Defining an effective $k_{\text{eff}}(\eta) = \sqrt{2M(V_{\text{eff}}(\eta, F) + |I_p(F)|/4)}/\hbar$, the average dwell time with dissipation is evaluated in the parabolic coordinates as

$$\tau_D^{\text{disip}} = \frac{M}{\hbar} \int_{\eta_1}^{\eta_2} \frac{d\eta}{k_{\text{eff}}(\eta)} \exp \left[-2 \int_{\eta_1}^{\eta} k_{\text{eff}}(\eta') d\eta' \right]. \tag{20}$$

In Fig. 6, we show the average dwell time with the effects of electron screening as well

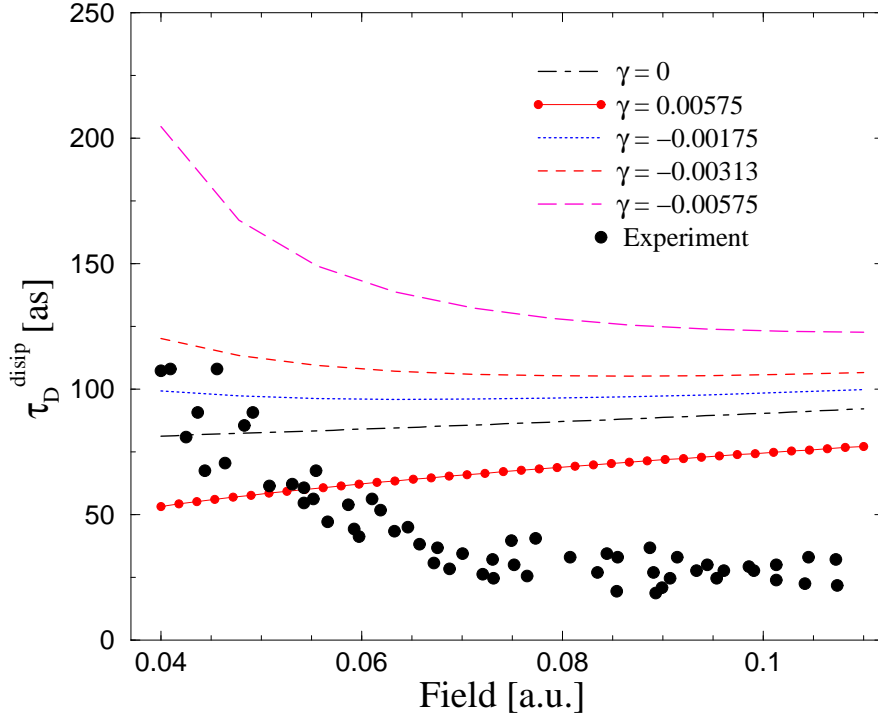


FIG. 6: Average dwell time of a tunneling electron in the ^4He atom with the effects of electron screening due to the other electron as well as interaction with the environment included. Positive and negative values of the dimensionless coefficient γ correspond to the electron losing or gaining energy respectively. Experimental data are from [18].

as dissipation included. The dimensionless friction coefficient, γ , is generally regarded as a coefficient to be determined from experiment [17]. Hence, we vary it arbitrarily and compare

the results with experimental data. The dot-dashed line corresponds to the average dwell time with no dissipative effects included.

Tunnel ionization of electrons in the presence of an electric field is a different kind of tunneling as compared to the tunneling of particles leading to quantum decay. The electron, in its interaction with the environment which consists of the nucleus, other electrons and the applied electric field, can in principle gain energy in the process of tunneling ionization. In order to consider this possibility, we evaluate the average dwell times, τ_D^{dissip} , with dissipation as given in (20) but with the sign of the friction coefficient γ appearing in (18) negative as well as positive. In the case of the negative values of γ , i.e., when the electron gains energy, the shape of τ_D^{dissip} changes and becomes more and more peaked at smaller field values with increasing gain in energy. In [30], while discussing tunneling in the presence of an arbitrary dissipative mechanism, the author discusses the case of such a dissipative tunneling where the friction coefficient is negative and defines it as an ‘‘anomalous’’ dissipation. The effect with a loss of energy (positive γ) is however the opposite. This behaviour of an electron spending a lesser amount of time in the tunneling region after having lost energy may at first sight seem counter-intuitive. However, if one examines the relation of the average dwell time with that of the time for the case of transmitted or reflected particles only, the behaviour can be explained. A small discussion of the transmission and reflection dwell times is therefore in order here.

The definition of an average dwell time, τ_D , is the time spent in a region, say, (x_1, x_2) regardless of the fact if the particle escaped by reflection or transmission. This $\tau_D = \int_{x_1}^{x_2} |\Psi(x)|^2 dx / j$ is defined as the number density divided by the incident flux, namely, $j = \hbar k_0 / M$ (with $k_0 = \sqrt{2ME}/\hbar$) for a free particle. However, one can also define transmission and reflection dwell times for the particular cases when the particle, after dwelling in a region, escaped either by transmission or reflection. The flux j in these cases would get replaced by the transmitted or reflected fluxes, $j_T = \hbar k_0 |T|^2 / M$ and $j_R = \hbar k_0 |R|^2 / M$ [31] respectively. One would then obtain [31],

$$\frac{1}{\tau_D} = \frac{|T|^2}{\tau_D} + \frac{|R|^2}{\tau_D} = \frac{1}{\tau_{D,T}} + \frac{1}{\tau_{D,R}} \quad (21)$$

where $|T|^2$ and $|R|^2$ are the transmission and reflection coefficients (with $|T|^2 + |R|^2 = 1$ due to conservation of probability) and $\tau_{D,T} = \int |\Psi|^2 dx / j_T$ and $\tau_{D,R} = \int |\Psi|^2 dx / j_R$, define the transmission and reflection dwell times respectively. Coming back to the case of the electron

tunneling with a loss of energy, the transmission coefficient would be lower and hence the transmission dwell time $\tau_{D,T} = \tau_D/|T|^2$, would be larger. However, due to the reciprocal relation above, the reflection dwell time which is smaller would dominate the behaviour of the average dwell time which then appears to behave in a (classically) counter-intuitive manner.

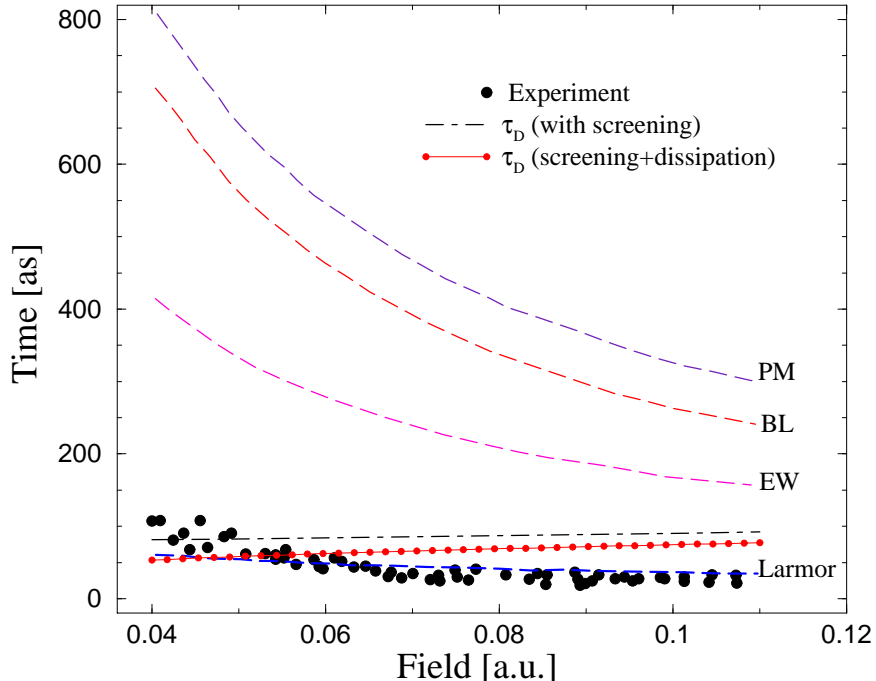


FIG. 7: Comparison of different time concepts with the experimental data for ^4He from [18]. The dashed lines are the theoretical predictions presented in [18] for the Pollack-Miller (PM), Eisenbud-Wigner (EW), Buettiker-Landauer (BL) and Larmor times. The average dwell time of the present work with only screening is shown by the dot-dashed line and screening plus dissipative corrections ($\gamma = 0.00575$) included is shown by the solid line with dots. Experimental data are from [18].

The objective of the present work has been the consideration of the effects of the environment on the average dwell time of the tunneling electron. However, this exercise can be taken as a demonstration that such effects must be relevant in the calculation of other quantum time concepts too. The question of how long does a particle need to tunnel through a barrier has remained controversial over decades and has given rise to several different time concepts. In Ref. [18], the authors performed a comparison of different time concepts with experimental data in order to find the definition which agreed the best with data. In Fig.

7, we show this comparison from [18] along with the average dwell time calculations of the present work. The average dwell time of the present work with only screening is shown by the dot-dashed line and screening plus dissipative corrections ($\gamma = 0.00575$) included is shown by the solid line with dots. Considering the observations of the present work, a recalculation of the other times such as the Larmor, Pollack-Miller (PM), Eisenbud-Wigner (EW) and Buettiker-Landauer (BL), with the inclusion of the screening and dissipative effects could change the conclusions regarding the most suitable concept of tunneling time as compared to the data in Fig. 7.

IV. SUMMARY

The effects of the environment on the time spent by the electron in tunneling ionization are studied within a semiclassical approach for one-dimensional tunneling. To be specific, the average dwell time (also known as the residence time) of the electron in parabolic coordinates is evaluated as a function of the field strength for the tunneling ionization of an electron in a ^4He atom. The screening due to the other electron is found to reduce the average dwell time of the tunneling electron. Dissipative effects due to the environment in which the electron tunnels are taken into account through a velocity dependent frictional force. Considering two possibilities of the electron either gaining or losing energy due to its interaction with the environment, the average dwell time is found to change significantly. These observations lead us to the conclusion that similar effects should be taken into account while evaluating other times such as the Eisenbud-Wigner, Büttiker-Landauer, Larmor, Pollack-Miller, etc before comparing them with the experimental data. The detailed conclusions may of course vary depending on the particular time concept used. The choice to study the dwell time in the present work was made due to its earlier success in describing physical quantities such as the half-lives in alpha decay [2], time spent by an electron in solid state junctions [3] and data on bremsstrahlung in α decay [32].

Acknowledgments

N.G.K. thanks the Faculty of Science, Universidad de los Andes, Colombia for financial support through grant no. P18.160322.001-17.

- [1] E. H. Hauge and J. A. Støvneng, *Rev. Mod. Phys.* **61**, 917 (1989).
- [2] N. G. Kelkar, H. M. Castañeda, M. Nowakowski, *Eur. Phys. Lett.*, **85**, 20006, (2009).
- [3] E. J. Patiño and N. G. Kelkar, *Appl. Phys. Lett.* **107**, 253502 (2015).
- [4] G. Gamow, *Z. Phys.* **51**, 204 (1928).
- [5] L. A. MacColl, *Phys. Rev.* **40**, 621 (1932).
- [6] N. G. Kelkar and M. Nowakowski, *Phys. Rev. A* **78**, 012709 (2008).
- [7] F. T. Smith, *Phys. Rev.*, **118**, 349, (1960).
- [8] E. P. Wigner, *Phys. Rev.* **98**, 145 (1955).
- [9] M. Büttiker, *Phys. Rev. B* **27**, 6178-6188 (1983).
- [10] H. G. Winful, *Phys. Rev. Lett.*, **91**, 260401 (2003).
- [11] N. G. Kelkar, *Phys. Rev. Lett.*, **99**, 210403 (2007).
- [12] T. E. Hartman, *J. Appl. Phys.* **33**, 3427-3433 (1962).
- [13] P. Eeckle *et al.*, *Science* **322**, 1525-1529 (2008).
- [14] D. Shafir *et al.*, *Nature* **485**, 343-346 (2012); O. Pedatzur *et al.*, *Nature Physics* **11**, 815-819 (2015).
- [15] A. N. Pfeiffer *et al.*, *Nature Phys.* **8**, 76 (2012); A. N. Pfeiffer *et al.*, *Chem. Phys.* **414**, 84 (2013).
- [16] J. T. Lunardi and L. A. Manzoni, *Adv. High Energy Phys.* **2018**, 1372359 (2018).
- [17] N. G. Kelkar, D. Lozano Gómez and E. J. Patiño, *Annals of Phys.* **382**, 11 (2017).
- [18] Landsman S. A. et al, *Optica*, **1**, 5, (2014).
- [19] M. Büttiker and R. Landauer, *Phys. Rev. Lett.*, **49**, 1739, (1982).
- [20] T. E. Liolios, *Eur. Phys. J. A* **9**, 287 (2000).
- [21] Landau, L. D. and Lifschitz, *E. M. Quantum Mechanics (Non-relativistic Theory)*, (Oxford Univ. Press, **1958**), pg 289-296.
- [22] C. Z. Bisgaard and L. B. Madsen, *Am. J. Phys.* **72**, 249 (2004).

- [23] A. O. Caldeira and A. J. Leggett, *Ann. Phys.* **149**, 374 (1983).
- [24] M. Razavy and A. Pimpale, *Phys. Rep.* 168, 305 (1988).
- [25] R. Bruinsma and P. M. Platzman, *Phys. Rev. B* **35**, 4221 (1987); R. Bruinsma and Per Bak, *Phys. Rev. Lett.* **56**, 420 (1986); E. G. Harris, *Phys. Rev. A* **48**, 995 (1993); K. Hagino, N. Takigawa, J. R. Bennett and D. M. Brink, *Phys. Rev. C* **51**, 3190 (1995).
- [26] A. Ranfagni, D. Mugnai and R. Englman, *Il Nuovo Cimento* **9D**, 1009 (1987); A. Ranfagni, D. Mugnai and P. Moretti in “Weak Superconductivity”, edited by A. Barone and A. Larkin, World Scientific Publ., Singapore (1987).
- [27] S. Bhattacharya and Sisir Roy, *ADMP* **1**, 15 (2012).
- [28] G. -L. Ingold, “Coherent Evolution in Noisy Environments”, *Lecture Notes in Physics* **611**, pp 1-53 (2002).
- [29] U. Weiss, “Quantum Dissipative Systems”, World scientific (1999); T. Dittrich *et al.*, “Quantum Transport and Dissipation”, Wiley - VCH (1998).
- [30] A. J. Leggett, *Phys. Rev. B* **40**, 1208 (1984).
- [31] M. Goto *et al.*, *J. Phys. A* **37**, 3599 (2004).
- [32] N. G. Kelkar and M. Nowakowski, *Phys. Rev. C* **89**, 014602 (2014).