

Univariate ReLU neural network and its application in nonlinear system identification^{*}

Xinglong Liang^{*} Jun Xu^{**}

^{*} Harbin Institute of Technology, Shenzhen (e-mail: liangxl814@163.com)

^{**} Harbin Institute of Technology, Shenzhen (e-mail: xujunqy@hit.edu.cn)

Abstract: ReLU (rectified linear units) neural network has received significant attention since its emergence. In this paper, a univariate ReLU (URReLU) neural network is proposed to both modelling the nonlinear dynamic system and revealing insights about the system. Specifically, the neural network consists of neurons with linear and URReLU activation functions, and the URReLU functions are defined as the ReLU functions respect to each dimension. The URReLU neural network is a single hidden layer neural network, and the structure is relatively simple. The initialization of the neural network employs the decoupling method, which provides a good initialization and some insight into the nonlinear system. Compared with normal ReLU neural network, the number of parameters of URReLU network is less, but it still provide a good approximation of the nonlinear dynamic system. The performance of the URReLU neural network is shown through a Hysteretic benchmark system: the Bouc-Wen system. Simulation results verify the effectiveness of the proposed method.

Keywords: Neural network, Identification, Univariate ReLU function, decoupling method.

1. INTRODUCTION

System identification deals with the problem of building mathematical models of dynamical systems based on observed data from the system (Lennart (1999)), which can be applied in industrial processes, economic and financial systems, biology and life sciences, medicine, social systems, and so on (Billings (2013b)). Since the theory of linear time-invariant (LTI) systems has been extensively studied over decades (Lathi (1998)), a huge amount of effective system identification methods have been developed for linear systems (Nelles (2013); Billings (2013b)). However most industrial systems are nonlinear systems, for which accurate descriptions can not be built by just using the identification methods developed for linear systems. Hence the nonlinear system identification is currently a field of active research (Westwick et al. (2018); Schoukens et al. (2016); Abdalmoaty and Hjalmarsson (2018); Dreesen et al. (2017)).

As an effective method, neural networks based method has played important roles in different fields, which is due to that they are conceptually simple and easy to train and use (Billings (2013b)). For example, Chen and Billings (1992) has employed 3 kinds of neural networks in the identification of nonlinear discrete-time dynamic systems. Besides, Billings and Wei (2005) has proposed a new class of wavelet networks for nonlinear system identification

which exploits the attractive features of both multiscale wavelet decompositions and the approximation capability of traditional neural networks. In Ganjefar and Tofghi (2015), a single hidden layer fuzzy recurrent wavelet neural network has been developed for function approximation and dynamic system identification, which could achieve a higher accuracy with a lower number of parameters compared with other models. Then Yao et al. (2018) has proposed an improved identification method based on sinusoidal echo state network to identify a class of periodic discrete-time nonlinear dynamic systems with or without noise.

In spite of the excellent performance of neural networks, they still receive criticism as they are basically black-box models, making it difficult to draw any insights from the identified model. Moreover, the parameters of the neural network may be too much, and its training requires sophisticated skills and tunings.

In neural networks, the rectified linear units (ReLU) is an effective kind of activation functions, and the effectiveness is more clearly shown in deep neural networks. Compared with other activation functions like Sigmoid, ReLU effectively solved the problem of vanishing gradient (Hochreiter (1998)), which is caused by the saturation of activation functions. Saturation implies that the derivative of the activation converges to zero as the input goes to both $+\infty$ and $-\infty$ (Neyshabur et al. (2016)). Then, as the derivative of the ReLU activation function is 1 or 0, using ReLU as the activation function effectively alleviates the problem of gradient vanishing and it also leads to the sparsity of

^{*} This work is jointly supported by the National Natural Science Foundation of China (U1813224), and Science and Technology Innovation Committee of Shenzhen Municipality (JCYJ2017-0811-155131785).

the network, which is useful in deep network and improves the accuracy of learning.

In this paper, we propose a univariate ReLU (URReLU) neural network based on the URReLU activation function, which is ReLU function with respect to each dimension. The initialization of the URReLU network can be fulfilled by a decoupling method, which was based on tensor decomposition and proposed by Westwick et al. (2018) and Dreesen et al. (2018). After initialization, the parameters of the URReLU neural network can be estimated by the variable projection method.

The rest of the paper is organized as follows. Section 2 gives a detailed description of the URReLU function, and then the structure as well as the training of the URReLU neural network are provided in Section 3 and 4, respectively. Section 5 describes the interpretability of the URReLU neural network, which will facilitate the subsequent control or optimization after nonlinear system identification. Simulation studies are shown in Section 6. Finally, Section 7 ends with conclusions and future work.

1.1 Notation

Lower and upper case letters in a regular type-face, a, A , will refer to scalars, bold faced lower case letters, \mathbf{a} refer to vectors, matrices are indicated by bold faced upper case letters, \mathbf{A} , and bold faced calligraphic script will be used for tensors, \mathcal{A} . The notation x_i denotes the i -th component in x , while the notation A_{ij} denotes the element in the i -th row, j -th column of A , and $A(:, i)$ denotes the i -th column in the matrix \mathbf{A} . The superscript “ T ” denotes the transpose. The real scalar set is denoted by \mathbb{R} while the real vector set in n dimension is written as \mathbb{R}^n .

2. UNIVARIATE RELU FUNCTION

As mentioned earlier, the rectified linear units (ReLU) $\max(0, x)$ as an activation function has been used in neural networks widely. One advantage of ReLU is its non-saturating nonlinearity. In terms of training time with gradient descent, these non-saturating nonlinearity are much faster than the saturating nonlinearity like sigmoid function (Krizhevsky et al. (2012)). Another nice property is that compared with sigmoid function, the derivative of ReLU can be implemented by simply thresholding a matrix of activations at zero.

Specifically, the output of the ReLU can be written as

$$\max\{0, \mathbf{w}^T \mathbf{x} + b\},$$

where $\mathbf{x} = [x_1, \dots, x_n]^T \in \mathbb{R}^n$, $\mathbf{w} \in \mathbb{R}^n$ is the weight matrix and b is the bias.

In this paper, the univariate ReLU (URReLU) is introduced as the activation function of the neural network, which can be simply expressed as

$$\max\{0, x_i - \beta_{i1}\}, \max\{0, x_i - \beta_{i2}\}, \dots, \max\{0, x_i - \beta_{i,q_i}\}$$

where $i \in \{1, \dots, n\}$, and the bias $\beta_{ij} (j = 1, \dots, q_i)$ is chosen based on the training data and satisfies

$$\beta_{i1} < \beta_{i2} < \dots < \beta_{i,q_i}.$$

Specifically, assume the training data is

$$(\mathbf{x}(k), y(k))_{k=1}^N,$$

we can choose the bias $\beta_{i1}, \dots, \beta_{i,q_i}$ according to the distribution of $x_i(k), i = 1, \dots, n, k = 1, \dots, N$. For example, for the dimension i , we can choose $\beta_{i1}, \dots, \beta_{i,q_i}$ to be the q_i -quantiles of $x_i(k), k = 1, \dots, N$.

Correspondingly, the derivative of the URReLU can be expressed as

$$(\max\{0, x_i - \beta_{ij}\})' = \begin{cases} 0 & \text{if } x_i - \beta_{ij} \leq 0 \\ 1 & \text{if } x_i - \beta_{ij} > 0. \end{cases}$$

Compared with the ReLU, the URReLU focuses on the single variable and the bias parameters are determined according to the data distribution and need not to be trained during the network training. Yet the URReLU retains the nice property, i.e., its derivative also can be implemented by simply thresholding a matrix of activations at zero.

Next we will explain in detail of the role of the URReLU activation function in the URReLU neural network.

3. STRUCTURE OF THE URReLU NEURAL NETWORK

The structure of the URReLU neural network is shown in Fig. 1, in which the input vector $\mathbf{u} = [u_1, \dots, u_m] \in \mathbb{R}^m$ and the output is $y(\mathbf{u}) \in \mathbb{R}$. A linear transformation \mathbf{V} is introduced to transform the input vector \mathbf{u} to the intermediate vector $\mathbf{x} \in \mathbb{R}^n$, which is then sent to the URReLU neurons. Finally, the output is derived as the weighted sum of the URReLU neurons. Generally speaking, the dimension of the intermediate vector \mathbf{x} is lower than that of the input vector \mathbf{u} , i.e., $n < m$. The URReLU neural network can be seen as a decoupled structure, i.e., the regular ReLU nonlinearity has been decoupled into several URReLU nonlinearities.

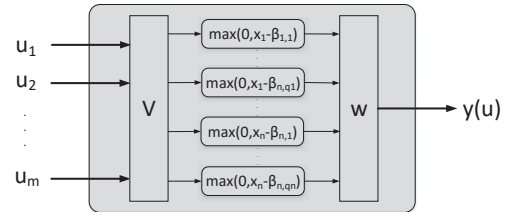


Fig. 1. Structure of the URReLU neural network

The following describes the URReLU neural network with respect to 3 parts, the connection between the input and the intermediate vector, the generation of the URReLU nonlinearities, and the connection to the output.

3.1 Connection between the input and the intermediate vector

The intermediate vector $\mathbf{x} \in \mathbb{R}^n$ is obtained through a linear transformation of the input vector $\mathbf{u} \in \mathbb{R}^m$, which is fulfilled through a linear transformation matrix \mathbf{V} . Assume the linear transformation matrix \mathbf{V} can be expressed as

$$\mathbf{V} = \begin{bmatrix} v_{11} & \cdots & v_{1n} \\ \vdots & \ddots & \vdots \\ v_{m1} & \cdots & v_{mn} \end{bmatrix}, \quad (1)$$

then we have

$$\mathbf{x} = \mathbf{V}^T \cdot \mathbf{u}.$$

After the linear transformation, the dimension of the intermediate vector is less than that of the input vector, i.e., $n < m$.

Assume there are N samples, define the input data matrix as

$$\mathbf{U} = \begin{bmatrix} u_1(1) & \cdots & u_m(1) \\ \vdots & \ddots & \vdots \\ u_1(N) & \cdots & u_m(N) \end{bmatrix},$$

and similarly define the intermediate data matrix as

$$\mathbf{X} = \begin{bmatrix} x_1(1) & \cdots & x_n(1) \\ \vdots & \ddots & \vdots \\ x_1(N) & \cdots & x_n(N) \end{bmatrix},$$

then we have

$$\mathbf{X} = \mathbf{U}\mathbf{V} \quad (2)$$

3.2 Generation of the UReLU nonlinearities

Based on the intermediate data matrix \mathbf{X} , the UReLU nonlinearities can be represented as follows,

$$\mathbf{B} = [\max\{0, \mathbf{x}_1 - \beta_{1,1}\}, \dots, \max\{0, \mathbf{x}_1 - \beta_{1,q_1}\}, \dots, \max\{0, \mathbf{x}_n - \beta_{n,1}\}, \dots, \max\{0, \mathbf{x}_n - \beta_{n,q_n}\}], \quad (3)$$

in which

$$\mathbf{x}_i = [x_i(1), \dots, x_i(N)]^T \in \mathbb{R}^N. \quad (4)$$

Hence we have

$$\mathbf{X} = [\mathbf{x}_1, \dots, \mathbf{x}_n].$$

According to (2), we then have

$$\mathbf{x}_i = \mathbf{U} \cdot [v_{1i}, \dots, v_{mi}]^T. \quad (5)$$

As is mentioned before, the bias $\beta_{ij}, i = 1, \dots, n, j = 1, \dots, q_i$ can be determined according to the sampled data distribution. For balanced data, we set $q_i = q, \forall i \in \{1, \dots, n\}$ and employ the following simple method to obtain the bias,

$$\beta_{ij} = [\max(\mathbf{x}_i) - \min(\mathbf{x}_i)] \cdot s_j + \min(\mathbf{x}_i), \quad (6)$$

in which

$$\mathbf{s} = [0, 1/q, \dots, (q-1)/q]. \quad (7)$$

In the training of the UReLU neural network, q is preset and not changed, while β_{ij} fluctuates as \mathbf{V} changes. Hence the data matrix \mathbf{B} is basically dependent on \mathbf{V} , i.e., $\mathbf{B}(\mathbf{V})$.

3.3 Connection to the output

In this paper, we only consider single output and denote the output data vector as

$$\mathbf{y} = [y(1), \dots, y(N)]^T.$$

The output of the UReLU neural network can be written as:

$$\hat{\mathbf{y}} = [\mathbf{1}, \mathbf{B}(\mathbf{V})] \cdot \mathbf{w} \quad (8)$$

where $\mathbf{1} \in \mathbb{R}^N$ is a vector with all entries being 1, $\mathbf{w} = [w_0, w_1, \dots, w_M]^T$ is the weight vector, w_0 is for the constant neuron, $M = nq$ denotes the number of UReLU neurons. $\hat{\mathbf{y}}$ is the predicted output, which is dependent on \mathbf{V} , \mathbf{w} and the input \mathbf{u} .

4. TRAINING OF THE UReLU NEURAL NETWORK

As is mentioned before, the predicted output is a function of the linear transformation matrix \mathbf{V} , the weights vector \mathbf{w} and the input \mathbf{u} . Hence the training of the UReLU neural network deals with the problem of finding the optimal \mathbf{V} and \mathbf{w} . Here the gradient-based optimization method is employed, which includes the procedures of parameter initialization and optimization.

4.1 Parameter initialization

A good initialization parameter is vital for the gradient based method, which will make the convergence faster and the result more stable. The initialization of the parameters \mathbf{V} and \mathbf{w} is fulfilled through a tensor decomposition method proposed in Dreesen et al. (2018).

Specifically, the initialization of the linear transformation matrix \mathbf{V} consists of the following 3 steps:

1) An NARX polynomial model is established based on the input and output of nonlinear system, i.e.,

$$\begin{aligned} \hat{y}(\mathbf{u}) = & y_0 + \sum_{i_1=1}^m a_{i_1} u_{i_1} + \sum_{i_1=1}^m \sum_{i_2=i_1}^m a_{i_1, i_2} u_{i_1} u_{i_2} \\ & + \dots + \sum_{i_1=1}^m \dots \sum_{i_n=i_{n-1}}^m a_{i_1, \dots, i_n} u_{i_1} \dots u_{i_n} \end{aligned} \quad (9)$$

It is noted that we can use the forward regression with orthogonal least squares (FROLS) developed by Billings et al. (1988) to reduce the number of polynomial terms.

2) Obtain the Hessian of (9). The Hessian matrix is

$$\mathbf{H}_y(\mathbf{u}) = \frac{\partial^2 \hat{y}(\mathbf{u})}{\partial \mathbf{u}^2} \quad (10)$$

And then Hessian is evaluated at N different operating points, the results can be stacked into a 3 dimensional tensor \mathcal{H} .

3) The 3 dimensional tensor \mathcal{H} can be written as

$$\mathcal{H} = \sum_{\ell=1}^r \mathbf{v}_\ell \otimes \mathbf{v}_\ell \otimes \mathbf{w}_\ell \quad (11)$$

It can also be abbreviated as

$$\mathcal{H} = \llbracket \mathbf{V}, \mathbf{V}, \mathbf{W} \rrbracket \quad (12)$$

This is the Canonical Polyadic Decomposition (CPD) (Kolda and Bader (2009)) of the tensor \mathcal{H} . The CPD can be implemented by the tensorlab toolbox (Vervliet et al. (2016)). we only use the obtained \mathbf{V} to initialize the linear transformation matrix. After the initialization of \mathbf{V} , the weights vector \mathbf{w} can be obtained by least square methods, which will be explained in the next section. Actually by using this initialization, the Hessian information can provides some insight into the nonlinear system, thus facilitate the interpretability(Dreesen et al. (2018)).

The reason of using this kind of parameter initialization strategy is that the UReLU structure is similar to the decoupling structure proposed in Dreesen et al. (2018), which is shown in Fig. 2, in which

$$\mathbf{f}(\mathbf{x}) = \mathbf{W}\mathbf{g}(\mathbf{V}^T \mathbf{x}) \quad (13)$$

where \mathbf{W} and \mathbf{V} are transformation matrices, the vector function $\mathbf{g}(z) = [g_1(z_1), \dots, g_r(z_r)]$ is composed of univariate functions $g_i(z_i)$ in its r components.

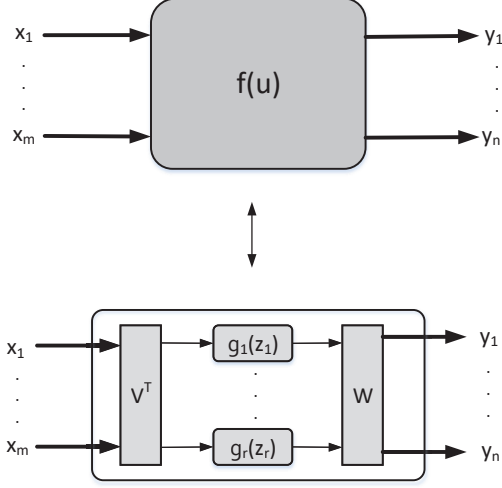


Fig. 2. A typical decoupling structure.

4.2 Optimization

Given the inputs and outputs of a nonlinear system at N sampling points, our objective is to minimize the following criterion

$$\|r(\mathbf{V}, \mathbf{w})\|_2^2 = \|\mathbf{y} - \hat{\mathbf{y}}(\mathbf{V}, \mathbf{w})\|_2^2 \quad (14)$$

with respect to \mathbf{V} and \mathbf{w} .

It should be noted that $\hat{\mathbf{y}}(\mathbf{V}, \mathbf{w}) = \mathbf{B}(\mathbf{V})\mathbf{w}$ is a nonlinear function of \mathbf{V} and a linear function of \mathbf{w} . If the matrix \mathbf{V} is fixed, \mathbf{w} can be easily obtained by solving the linear least squares problem:

$$\mathbf{w} = \mathbf{B}(\mathbf{V})^\dagger \mathbf{y} \quad (15)$$

where $\mathbf{B}(\mathbf{V})^\dagger$ is the Moore-Penrose generalized inverse of $\mathbf{B}(\mathbf{V})$. Substituting (15) into (14) and we obtain:

$$\min_{\mathbf{V}} \frac{1}{2} \|r(\mathbf{V}, \mathbf{w})\|_2^2 = \min_{\mathbf{V}} \frac{1}{2} \|\mathbf{y} - \mathbf{B}(\mathbf{V})\mathbf{B}(\mathbf{V})^\dagger \mathbf{y}\|_2^2 \quad (16)$$

This is the Variable Projection functional (Golub and Pereyra (2003)). In this case, the linear parameter \mathbf{w} depends on the nonlinear parameters \mathbf{V} , hence we only need to focus on optimizing \mathbf{V} .

To solve the problem (16), the most reliable nonlinear least-squares algorithms require the Jacobian matrix

$$\frac{\partial r}{\partial \mathbf{V}}. \quad (17)$$

Lawton and Sylvestre (1971) used finite differences to obtain the approximated derivatives for (16) and satisfactory results were obtained. In 1973, Golub and Pereyra showed how the Jacobian (17) could be computed exactly from the derivative

$$\frac{\partial \mathbf{B}(\mathbf{V})}{\partial \mathbf{V}}. \quad (18)$$

This was an important step for efficiency and reliability of the method.

Thanks to the structure of the UReLU neural network, the derivative (18) is easy to be obtained.

For the element $\max\{x_i(k) - \beta_{ij}\}$ in \mathbf{B} , we will illustrate how to calculate the derivative

$$\frac{\partial \max\{x_i(k) - \beta_{ij}\}}{\partial \mathbf{V}}.$$

For the variable $v_{st}, s = 1, \dots, m, t = 1, \dots, r$ in \mathbf{V} , we have

$$\frac{\partial \max\{0, x_i(k) - \beta_{ij}\}}{v_{st}} = \begin{cases} \frac{\partial x_i(k)}{v_{st}} - \frac{\partial \beta_{ij}}{v_{st}} & x_i(k) - \beta_{ij} > 0 \\ 0 & x_i(k) - \beta_{ij} \leq 0 \end{cases} \quad (19)$$

From (5), we have

$$x_i(k) = u_1(k)v_{1i} + \dots + u_m(k)v_{mi} \quad (20)$$

hence

$$\frac{\partial x_i(k)}{v_{st}} = \begin{cases} u_s(k) & t = i \\ 0 & t \neq i. \end{cases} \quad (21)$$

From (6) and (7), we have

$$\frac{\partial \beta_{ij}}{\partial v_{st}} = s_j \cdot \frac{\partial [\max(\mathbf{x}_i) - \min(\mathbf{x}_i)]}{\partial v_{st}} - \frac{\partial \min(\mathbf{x}_i)}{\partial v_{st}}. \quad (22)$$

Assume

$$x_i(k_{\min,i}) = \min(\mathbf{x}_i), x_i(k_{\max,i}) = \max(\mathbf{x}_i),$$

the derivative (22) can be further expressed as

$$\frac{\partial \beta_{ij}}{\partial v_{st}} = \begin{cases} s_j [u_s(k_{\max,i}) - u_s(k_{\min,i})] - u_s(k_{\min,i}) & t = i \\ 0 & t \neq i. \end{cases} \quad (23)$$

From (21) and (23), (18) can be easily obtained and the Jacobian (17) can also be calculated using methods based on matrices and tensors as described in Golub and Pereyra (2003). Finally, the problem can be solved by quasi-Newton method or Levenberg-Marquardt method, in which the number of iterations can be tuned to prevent overfitting.

5. INTERPRETABILITY OF THE UReLU NEURAL NETWORK

As is mentioned before, although most nonlinear models can capture the nonlinear phenomenon very well, the number of parameters used is large and at the same time, the model interpretability is lost. In this section, the model interpretability is illustrated through 2 aspects: dimensionality reduction and the easy-get piecewise linear (PWL) relationship.

5.1 Dimensionality reduction

The transformation $\mathbf{X} = \mathbf{U}\mathbf{V}$ maps a data vector \mathbf{u}_i from an original space of m variables to a new space of n variables. As mentioned before, we require that $n < m$. After the optimization process in the training of the UReLU neural network, the new generated data matrix \mathbf{X} is always uncorrelated, which will be shown clearly in the simulation study. Hence, through this process, the dimensionality of the problem can be greatly reduced, which makes the subsequent training or identification problem easier.

This dimensionality reduction procedure is similar to the principle analysis (PCA), in which as much of the variance in the dataset as possible is retained. The major difference between our linear transformation and the PCA transformation is that what we focus on is the training efficiency, i.e., the variable selection procedure in this paper is a supervised process. In special, the initial linear transformation is obtained through the stacked Hessian of

the nonlinear dynamic system, which reflects the insights about the system to some extent. In the simulation study, we can see that this supervised selection gives a satisfactory precision and at the same time, provides a better understanding of the nonlinear dynamic system.

5.2 Linear relationships on subregions

The system input \mathbf{U} passes through the dimensionality reduction module and is sent to the UReLU module. And from the expression of the UReLU functions, we can know the domain partition of the input \mathbf{U} , and in each subregion, the predicted output is affine. For the UReLU neural network, the subregions and linear relationships defined on the subregions are clear. In special, assume β_{ij} are chosen according to (6) and (7), there are totally $(q-1)^n$ subregions, which is the Cartesian product of the sets

$$\begin{aligned} & \{\beta_{11} \leq x_1 \leq \beta_{12}, \dots, \beta_{1,q-1} \leq x_1 \leq \beta_{1q}\} \\ & \vdots \\ & \{\beta_{n1} \leq x_n \leq \beta_{n2}, \dots, \beta_{n,q-1} \leq x_n \leq \beta_{nq}\}, \end{aligned}$$

i.e., we have the subregions $\Gamma_{k_1 \dots k_n}$ in the \mathbf{x} space with $k_i \in \{1, \dots, q-1\}$ and

$$\Gamma_{k_1 \dots k_n} = \{x_1 \in [\beta_{1,k_1}, \beta_{1,k_1+1}], \dots, x_n \in [\beta_{n,k_n}, \beta_{n,k_n+1}]\}.$$

For any $\mathbf{x} \in \Gamma_{k_1 \dots k_n}$, we have

$$\hat{y} = w_0 + \sum_{i=1}^{k_1} w_i(x_1 - \beta_{1i}) + \dots + \sum_{i=1}^{k_n} w_{c_{n-1}+i}(x_n - \beta_{ni}), \quad (24)$$

in which $c_s = sq$, $s = 1, \dots, n$ and $c_n = M$.

The subregions $\Gamma_{k_1 \dots k_n}$ relates to the polyhedral in the \mathbf{u} space through the linear transformation \mathbf{V} , i.e.,

$$\mathbf{V}^T \mathbf{u} \in \Gamma_{k_1 \dots k_n},$$

besides, the linear function (24) can be expressed with respect to \mathbf{u} according to the linear transformation matrix \mathbf{V} . Therefore, the subregions as well as the linear functions in the subregions can be easily obtained, which will facilitate greatly the control and optimization of the nonlinear system after system identification.

6. BENCHMARK RESULT

In this section, we shall apply the UReLU neural network to nonlinear system identification. The Nonlinear AutoRegressive eXogenous Input (NARX) model is widely used for the estimation (Billings (2013a)), i.e., the output of the NARX model can be written as

$$y(t) = g(u(t), u(t-1), \dots, u(t-n_u), y(t-1), \dots, y(t-n_y)) + e(t) \quad (25)$$

where t is the discrete time index, $u(t)$ and $y(t)$ are the input and output, respectively, and $e(t)$ is the error term. The regression vector is defined as

$$\varphi(t) = [u(t), u(t-1), \dots, u(t-n_u), y(t-1), \dots, y(t-n_y)]^T.$$

The regressors pass through the UReLU neural network, which corresponds to the nonlinear function g and the identification goal is to find the parameters of the UReLU neural network such that the error term is minimized.

To test the model on the validation set, only the input is used to generate the simulated output, that is

$$y_s(t) = g(u(t), u(t-1), \dots, u(t-n_u), y_s(t-1), \dots, y_s(t-n_y)).$$

6.1 Bouc-Wen Benchmark Model

The Bouc-Wen model has been intensively exploited during the last decades to represent hysteretic effects in mechanical engineering, especially in the case of random vibrations Noël and Schoukens (2016). The Bouc-Wen oscillator with a single mass, is governed by the Newtons law of dynamics written in the form of

$$m_L + k_L y + c_L \dot{y} + z(y, \dot{y}) = u(t), \quad (26)$$

where m_L is the mass constant, k_L and c_L are the linear stiffness and viscous damping coefficients, respectively. Besides, y is the displacement, and an over-dot indicates a derivative with respect to the time variable t . The input is the external force u , and the nonlinear term $z(y, \dot{y})$ encodes the hysteretic memory of the system and represents the hysteretic force, i.e.,

$$z(y, \dot{y}) = \alpha \dot{y} - \beta(\gamma |\dot{y}| |z|^{\nu-1} + \delta \dot{y} |z|^\nu), \quad (27)$$

where the Bouc-Wen parameters $\alpha, \beta, \gamma, \delta$ and ν are used to tune the shape and smoothness of the system hysteresis loop.

The data are generated by integrating (26) and (27) using Newmark integration at a sampling rate of 15,000Hz, and then low-pass filtered and down sampled to 750Hz. There are totally 40,960 training data points and two validation sets, respectively 8192 multi-sine input and 153000 swept sine input. According to Noël and Schoukens (2016), we use the simulated RMSE to evaluate the performance of system, and report it as the dB form, i.e., $20 \lg(\text{RMSE})$, in which RMSE stands for the root mean square error and can be expressed as,

$$\text{RMSE} = \sqrt{\frac{1}{N_s} \sum_{t=1}^N (y(t) - y_s(t))^2}, \quad (28)$$

in which N_s is the number of validation data points.

The same as Westwick et al. (2018), we choose 30 regressors and all of the 40960 samples are used for training. Then the initial value of the linear transformation matrix is identified according to Section 4.1, i.e., the FROLS method was used to establish an NARX polynomial model and obtain the Hessian, then the Hessian at all samples are stacked and the decoupling method is used to obtain the initial \mathbf{V} . We set $n = 5$ and $q = 10$, then $\mathbf{V} \in \mathbb{R}^{30 \times 5}$, $\mathbf{X} \in \mathbb{R}^{40960 \times 5}$, $\mathbf{B} \in \mathbb{R}^{40960 \times 51}$ and $\mathbf{w} \in \mathbb{R}^{51}$. After the initialization, the Variable Projection Method was used to estimate all the parameters and the number of iterations is 43.

It is noted that the condition numbers of \mathbf{U} and \mathbf{X} are 1.74×10^7 and 28.26, respectively. In fact, the regressors in \mathbf{U} are highly correlated, as the system inputs and outputs at different time instants are actually dependent on each other. After the linear transformation, uncorrelated variables are formed, making the following identification easier, confirming the effectiveness of the dimensionality reduction. For the 5 selected variables, the variable space is partitioned into 10^5 subregions, and in each subregion, the approximated nonlinear dynamic system is linear.

Table 1 lists the simulation error when using the UReLU neural network, with both the multi-sine and swept sine inputs, denoted by RMSE(mul) and RMSE(swe), respectively. The results are compared with other state-of-the-art

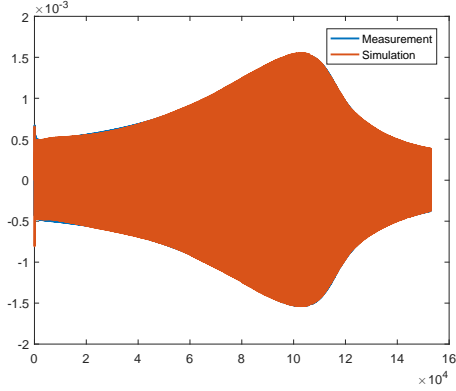


Fig. 3. The simulated and measured output on the swept sine validation Data.

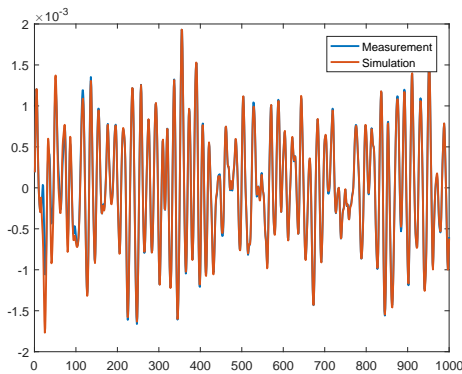


Fig. 4. The simulated and measured output on the multi Sine validation Data.

results as well as those obtained with a single layer ReLU neural network which contains 50 neurons. The number of parameters used for each method are also listed in Table 1, in which the notation “-” indicates that the corresponding value is not available. Fig 3 and 4 show the simulated outputs of the UReLU approximated system evaluated on the 2 validation data sets, and the measured output are also plotted for comparison.

It can be seen that the result of UReLU neural network is quite encouraging. Compared with other method, we have achieved the best accuracy. Besides, the number of parameters employed in the UReLU neural network is also the smallest, i.e., there are only 201 parameters in the UReLU network while in the single layer ReLU neural network with the same number of neurons, the number of parameters is 1550.

7. CONCLUSIONS AND FUTURE WORK

In this paper, the UReLU neural network is proposed based on the linear transformation and UReLU function, which can be seen as the decoupled ReLU neural network and the interpretability can be shown clearly. The training of the UReLU neural network follows a decoupled strategy, and the easy obtained derivative of the UReLU neural network facilitates the training process. In the simulation study, the UReLU neural network is used to approximate a complex nonlinear system and the performance is excellent.

Currently, we consider only the single hidden layer neural network, and the next step is to increase the number of layers of the network to get better accuracy when dealing with large-scale problems and at the same time retain interpretability.

REFERENCES

- Abdalmoaty, M.R. and Hjalmarsson, H. (2018). Application of a linear PEM estimator to a stochastic wiener-hammerstein benchmark problem. *IFAC-PapersOnLine*, 51(15), 784–789.
- Belz, J., Munker, T., Heinz, T.O., Kampmann, G., and Nelles, O. (2017). Automatic modeling with local model networks for benchmark processes. *IFAC-PapersOnLine*, 50(1), 470–475.
- Billings, S. (2013a). *Nonlinear System Identification: NARMAX Methods in the Time, Frequency and Spatio-Temporal Domains*. Wiley.
- Billings, S., Korenberg, M., and Chen, S. (1988). Identification of non-linear output-affine systems using an orthogonal least-squares algorithm. *International Journal of Systems Science*, 19(8), 1559–1568.
- Billings, S.A. (2013b). *Nonlinear system identification: NARMAX methods in the time, frequency, and spatio-temporal domains*. John Wiley & Sons.
- Billings, S.A. and Wei, H.L. (2005). A new class of wavelet networks for nonlinear system identification. *IEEE Transactions on neural networks*, 16(4), 862–874.
- Chen, S. and Billings, S. (1992). Neural networks for nonlinear dynamic system modelling and identification. *International Journal of control*, 56(2), 319–346.
- Dreesen, P., De Geeter, J., and Ishteva, M. (2018). Decoupling multivariate functions using second-order information and tensors. In *International Conference on Latent Variable Analysis and Signal Separation*, 79–88. Springer.
- Dreesen, P., Westwick, D.T., Schoukens, J., and Ishteva, M. (2017). Modeling parallel wiener-hammerstein systems using tensor decomposition of volterra kernels. In *International Conference on Latent Variable Analysis and Signal Separation*, 16–25. Springer.
- Ganjefar, S. and Tofighi, M. (2015). Single-hidden-layer fuzzy recurrent wavelet neural network: Applications to function approximation and system identification. *Information Sciences*, 294, 269–285.
- Golub, G. and Pereyra, V. (2003). Separable nonlinear least squares: the variable projection method and its applications. *Inverse problems*, 19(2), R1.
- Hochreiter, S. (1998). The vanishing gradient problem during learning recurrent neural nets and problem solutions. *International Journal of Uncertainty, Fuzziness and Knowledge-Based Systems*, 6(02), 107–116.
- Kolda, T.G. and Bader, B.W. (2009). Tensor decompositions and applications. *SIAM review*, 51(3), 455–500.
- Krizhevsky, A., Sutskever, I., and Hinton, G.E. (2012). Imagenet classification with deep convolutional neural networks. In *Advances in neural information processing systems*, 1097–1105.
- Lathi, B.P. (1998). *Signal processing and linear systems*. Oxford University Press New York.
- Lawton, W. and Sylvestre, E. (1971). Elimination of linear parameters in nonlinear regression. *Technometrics*, 13(3), 7.

Table 1. Comparison of the test performance of several approaches on Bouc-Wen system.

Method	RMSE(mul)	RMSE(swe)	# Parameter
NARX (Belz et al. (2017))	-75.73	-77.20	-
EHH (Xu et al. (2019))	-83.00	-88.78	3530
D-NARX (Westwick et al. (2018))	-85.42	-95.55	206
ReLU	-74.64	-73.99	1550
URReLU	-87.18	-96.41	201

- Lennart, L. (1999). System identification: theory for the user. *PTR Prentice Hall, Upper Saddle River, NJ*, 1–14.
- Nelles, O. (2013). *Nonlinear system identification: from classical approaches to neural networks and fuzzy models*. Springer Science & Business Media.
- Neyshabur, B., Wu, Y., Salakhutdinov, R.R., and Srebro, N. (2016). Path-normalized optimization of recurrent neural networks with relu activations. In *Advances in Neural Information Processing Systems*, 3477–3485.
- Noël, J. and Schoukens, M. (2016). Hysteretic benchmark with a dynamic nonlinearity. In *Workshop on nonlinear system identification benchmarks*, 7–14.
- Schoukens, J., Vaes, M., and Pintelon, R. (2016). Linear system identification in a nonlinear setting: Nonparametric analysis of the nonlinear distortions and their impact on the best linear approximation. *IEEE Control Systems Magazine*, 36(3), 38–69.
- Vervliet, N., Debals, O., Sorber, L., Van Barel, M., and De Lathauwer, L. (2016). Tensorlab 3.0. available online. URL: <http://www.tensorlab.net>.
- Westwick, D.T., Hollander, G., Karami, K., and Schoukens, J. (2018). Using decoupling methods to reduce polynomial narx models. *IFAC-PapersOnLine*, 51(15), 796–801.
- Xu, J., Tao, Q., Li, Z., Xi, X., Suykens, J.A., and Wang, S. (2019). Efficient hinging hyperplanes neural network and its application in nonlinear system identification. *arXiv preprint arXiv:1905.06518*.
- Yao, X., Wang, Z., and Zhang, H. (2018). Identification method for a class of periodic discrete-time dynamic nonlinear systems based on sinusoidal esn. *Neurocomputing*, 275, 1511–1521.