

# Fitting of particle trajectory in magnetic dipole equatorial field and prolate epicycloid

Fancong Zeng,<sup>1</sup> Longtao Wang,<sup>1</sup> Jie Xiang,<sup>1</sup> Handan Chong,<sup>2</sup> Daobin Wang,<sup>2</sup> and Xiao-Yun Wang<sup>2, a)</sup>

<sup>1)</sup>Lanzhou University of Technology, Lanzhou 730050, China

<sup>2)</sup>Department of physics, Lanzhou University of Technology, Lanzhou 730050, China

(Dated: 12 May 2020)

In this paper, the motion of charged particle in the equatorial plane of the magnetic dipole field is analyzed systematically with the help of calculation software. We first propose the use of a physical model of the prolate epicycloid to explain and repeat the true trajectory of charged particle in a magnetic dipole field when the particle trajectory is bounded. The fitted numerical results show that the results obtained with the prolate epicycloid model are almost identical to the real trajectory of charged particle in magnetic dipole field, which means that we can understand and describe the particle trajectory in magnetic dipole field from a new and more visual perspective. Not only that, when  $B \sim 1/\rho^n$  ( $n > 0$ ), some of those particle trajectory can be explained by prolate epicycloid as well. When  $B \sim 1/\rho^n$  ( $n < 0$ ), the trajectory can be explained roughly by prolate hypocycloid and curtate hypocycloid.

PACS numbers: 52.20.Dq, 52.65.Cc, 52.55.Dy

## I. INTRODUCTION

The study of the trajectory of charged particle in magnetic dipole field is an agelong electromagnetism problem. There are many applications in this research, such as auroral theory and plasma physics. Although the motion of particle in magnetic field has been studied in some literatures<sup>1-4</sup>, a large part of these conclusions are described by elliptic integrals, which are quite complicated. Therefore, whether a simpler and more intuitive physical model can be used to describe the motion of particle in a magnetic field has become a question of valuable exploration. As we all know, prolate epicycloid<sup>5</sup> is a fascinating curve and formed by the superposition of two rotating motions of a point on the plane, as shown in Fig.1. There is an example in the field of machinery, when pinion is moving with a pure rolling along the large gear, the motion of a point outside the pinion rotating with the same angular speed as the pinion is prolate epicycloid. Meanwhile, a number of other physical phenomena can be explained by prolate epicycloid in nature.

In this paper, we proposed the use of physical model of prolate epicycloid to explain the trajectory of charged particle in magnetic dipole field when particle trajectory are bounded, since they have homogeneous trajectory. The fitting results show that it seems worthwhile as the results are accurate. What's more, the particle trajectories of other types of axisymmetric magnetic fields<sup>6</sup> is fitted by prolate epicycloid, prolate hypocycloid and curtate hypocycloid respectively<sup>5,7</sup>.

## II. THE MODEL OF PROLATE EPICYCLOID, PROLATE HYPOCYCLOID AND CURTATE HYPOCYCLOID

### A. Prolate epicycloid

There is a fixed circle with radius  $a$ , a moving circle with radius  $b$  and a point moving in a circle of radius  $R$  relative to the moving circle. We set that a point does circular motion and maintains the same angular velocity with respect to the moving circle, while the moving circle rolling without slipping relative to the fixed circle.

If the point outside the fixed circle rolling without slipping, the track of prolate epicycloid will be formed as shown in Fig.1. The parametric equations<sup>5,7</sup> of prolate epicycloid are

$$\begin{cases} x = (a+b)\cos\theta - R\cos(\frac{a+b}{b}\theta) \\ y = (a+b)\sin\theta - R\sin(\frac{a+b}{b}\theta) \end{cases} \quad (1)$$

here,  $\theta$  is revolution angle.

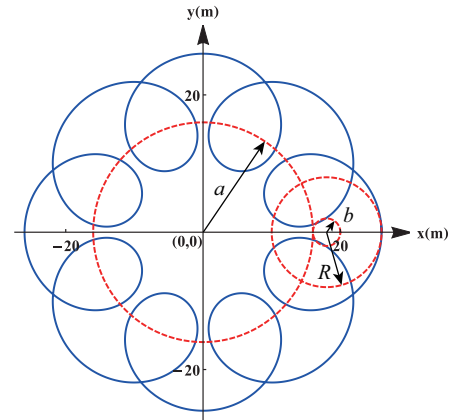


FIG. 1. Prolate epicycloid when each parameter  $a=16\text{m}$ ,  $b=2\text{m}$ ,  $R=8\text{m}$ . The parameters  $a$ ,  $b$ ,  $R$  are indicated.

<sup>a)</sup>Corresponding author: xywang@lut.edu.cn

### B. Prolate hypocycloid and curtate hypocycloid

When the point inside the fixed circle rolling without slipping, prolate hypocycloid will be formed in Fig.2 and curtate hypocycloid will be formed if  $R < |b|$  as shown in Fig.3.

The difference of the parametric equations<sup>5,7</sup> between prolate epicycloid and prolate hypocycloid is that  $b$  becomes  $-b$ , as shown in Eq(2) while the parametric equations for curtate hypocycloid and prolate hypocycloid are the same.

$$\begin{cases} x = (a-b) \cos \theta - R \cos(\frac{a-b}{b} \theta) \\ y = (a-b) \sin \theta - R \sin(\frac{a-b}{b} \theta) \end{cases} \quad (2)$$

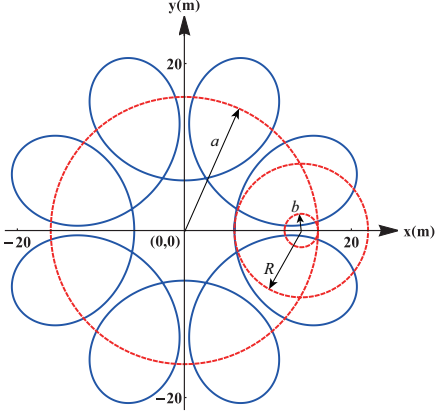


FIG. 2. Prolate hypocycloid when each parameter  $a=16\text{m}$ ,  $b=2\text{m}$ ,  $R=8\text{m}$ . The parameters  $a$ ,  $b$ ,  $R$  are indicated.

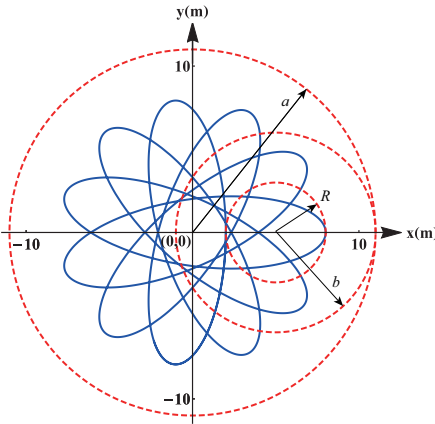


FIG. 3. Curtate hypocycloid when each parameter  $a=11\text{m}$ ,  $b=6\text{m}$ ,  $R=3\text{m}$ . The parameters  $a$ ,  $b$ ,  $R$  are indicated.

### III. FITTING OF PROLATE EPICYCLOID MODEL AND PARTICLE MOTION IN MAGNETIC DIPOLE EQUATORIAL FIELD

#### A. Differential equation of motion

We premise that the magnetic dipole is located at the origin and the magnetic dipole equatorial plane is the  $xoy$  plane which the magnetic field direction is perpendicular to.

According to Newton's second law and the Lorentz equations<sup>8</sup>, one obtains

$$m\mathbf{a} = e \begin{bmatrix} \hat{\mathbf{i}} & \hat{\mathbf{j}} & \hat{\mathbf{k}} \\ v_x & v_y & 0 \\ 0 & 0 & B_z \end{bmatrix} \quad (3)$$

Next, the differential equations form of the trajectory equations of charged particles are

$$\begin{cases} m \frac{d^2x}{dt^2} = e \frac{dy}{dt} B_z \\ m \frac{d^2y}{dt^2} = -e \frac{dx}{dt} B_z \end{cases} \quad (4)$$

The magnetic field intensity at a point in the equatorial field of magnetic dipole can be expressed as

$$B_z = \frac{\mu_0 \mathbf{P}_m}{4\pi(x^2 + y^2)^{3/2}} \quad (5)$$

To simplify the notation it is convenient to introduce the constant<sup>6</sup>

$$A = \frac{e\mu_0 P_m}{4\pi m}$$

So Eq(4) can be described as

$$\begin{cases} \frac{d^2x}{dt^2} = \frac{A}{(x^2+y^2)^{3/2}} \frac{dy}{dt} \\ \frac{d^2y}{dt^2} = -\frac{A}{(x^2+y^2)^{3/2}} \frac{dx}{dt} \end{cases} \quad (6)$$

In this paper, we suppose that the magnitude of  $\mathbf{P}_m$  is  $\frac{2\pi}{\mu_0} \times 10^{-13} \text{A}\cdot\text{m}$  and direction is vertically upward,  $e = -1.602 \times 10^{-19} \text{C}$ ,  $m = 9.1 \times 10^{-31} \text{kg}$ .

#### B. Fitting of prolate epicycloid model and particle motion

By contrast with Fig.1 and the trajectory of charged particles when the particle trajectory are bounded in a magnetic dipole equatorial field, the motion trajectory and prolate epicycloid are considered to be the same.

##### 1. An express for $\overline{\omega}$

If the initial conditions are given, it can always set up a cartesian coordinate system that the particle are released on the positive  $x$  axis.

We first define the following abbreviations for this section:

$\theta$  = angle of revolution;

$\frac{a}{b}\theta$  = angle of rotation;

$\omega$  = angular velocity of revolution;

$\overline{\omega}$  = average angular velocity of revolution;

$\frac{a}{b}\omega$  = angular velocity of rotation;

$v_j = \omega l$  = revolution speed;

$v_i = \frac{a}{b}\omega R$  = rotation speed;

$\alpha$  = angle between  $v_i$  and  $v_j$ ;

$l$  = distance of charged particle from origin.

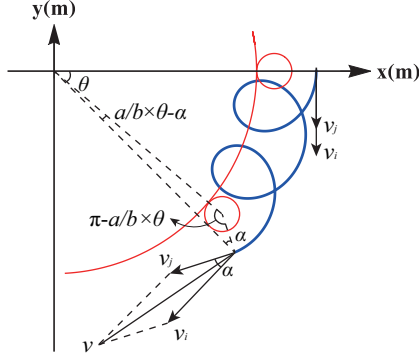


FIG. 4. Velocity analysis diagram of charged particle and the angles of a triangle formed by dashed line are  $\alpha$ ,  $\frac{a}{b}\theta - \alpha$ ,  $\pi - \frac{a}{b}\theta$ .

This paper consider the particle velocity is decomposed into revolution speed and rotation speed. From the conservation of kinetic energy we have

$$(\omega l + \frac{a}{b}\omega R \cos \alpha)^2 + (\frac{a}{b}\omega R \sin \alpha)^2 = v^2 \quad (7)$$

Fig.4 shows the three internal angles of the triangle formed by the charged particle, the center of the moving circle and the center of the fixed circle. According to the law of cosines, the following equations are obtained.

$$(a+b)^2 + R^2 - l^2 = -2(a+b)R \cos \frac{a}{b}\theta$$

$$l^2 + R^2 - (a+b)^2 = 2lR \cos \alpha$$

Then, the result of Eq(7) can be expressed as

$$\omega^2 [(a+b)^2 + (R + \frac{aR}{b})^2 + 2(a+b)(1 + \frac{a}{b})R \cos \frac{a}{b}\theta] = v^2 \quad (8)$$

here, integral is used to solve this complicated equation

$$\begin{aligned} \int_0^\theta [(a+b)^2 + (R + \frac{aR}{b})^2 + 2(a+b)(1 + \frac{a}{b})R \cos \frac{a}{b}\theta] d\theta \\ = \int_0^t \frac{v^2}{\omega} dt + C \end{aligned} \quad (9)$$

When  $\theta$  takes the moment of discretization like  $\theta = \frac{2\pi b}{a}n$  ( $n = 0, 1, 2, 3, \dots$ ), the corresponding time  $t$  and  $\theta$  are in linear relation,  $\omega$  is constant as well. In addition, the  $\theta = 0$  is true in the case of  $t = 0$ . So the result of Eq(9) is

$$[(a+b)^2 + (R + \frac{aR}{b})^2] \theta = \frac{v^2 t}{\omega} \quad (10)$$

The average angular velocity of revolution is given by

$$\overline{\omega} = \frac{v}{\sqrt{(a+b)^2 + (R + \frac{aR}{b})^2}}$$

## 2. An express for the parameters $a, b, R$

During the movement of charged particle, there are the maximum distance from the origin  $r_{max}$ , the minimum distance  $r_{min}$  and the period  $T$  over the course of a loop. If take  $v < (v_c/4)$  as a premise<sup>2</sup>

$$r_{max} = \frac{2r_0}{1 + \sqrt{1 - 4(v/v_c)}}$$

$$r_{min} = \frac{2r_0}{1 + \sqrt{1 + 4(v/v_c)}}$$

here,  $v_c = \frac{A}{r_0}$ , the distance of charged particle from the origin  $\rho = r_0$  when charged particle is forced toward the magnetic dipole.

E. H. Avrett<sup>2</sup> has described  $T$  over the course of a loop adequately, when  $V = v_c/v$  is sufficiently large, the result can be obtained by the method of series expansion

$$T = \frac{2\pi r_0}{v_c} (1 + \frac{15}{2V^2} + \frac{315}{4V^4} + \dots) \quad (11)$$

This may be a good numerical calculation method.

So the parameters  $a, b, R$  satisfies the following relationship

$$R = \frac{r_{max} - r_{min}}{2}$$

$$a + b = \frac{r_{max} + r_{min}}{2}$$

$$\frac{a}{b} = \frac{2\pi T}{\overline{\omega}}$$

## 3. Fitted motion equations of charged particle

If the direction of the initial release velocity of the charged particle is perpendicular to  $x$  axis, the initial release position must be  $r_{max}$  or  $r_{min}$ , and the parametric equations of charged particles are

$$\begin{cases} x = (a+b) \cos[sgn(B_z)\omega t] - sgn(A \cdot v)R \cos[sgn(B_z)\frac{a+b}{b}\omega t] \\ y = (a+b) \sin[sgn(B_z)\omega t] - sgn(A \cdot v)R \sin[sgn(B_z)\frac{a+b}{b}\omega t] \end{cases} \quad (12)$$

In other initial conditions, the conclusion is discussed by K. Kabin and G. Bonner<sup>6</sup> in detail:  $t_{min}$  shows the time to  $\rho_{min}$  turning point and it has the following description:

$$t_{min} = \frac{\text{sgn}(v_{\rho_0})}{\sqrt{A^2 - v_{\perp}^2}} \left( R(\rho_0) - \frac{\rho_{min} + \rho_{max}}{2} \left( \frac{\pi}{2} - \arctan \frac{\rho_{min} + \rho_{max} - 2\rho_0}{2R(\rho_0)} \right) \right)$$

where,

$$R(\rho) = \frac{|v_{\rho}| \rho}{\sqrt{A^2 - v_{\perp}^2}} \quad (13)$$

So the analytical expression of the trajectory of charged particle can be obtained as

$$\begin{cases} x = (a+b) \cos[\text{sgn}(B_z) \omega(t-t_0) + \mu] \\ -\text{sgn}(A \cdot v) R \cos[\text{sgn}(B_z) \frac{a+b}{b} \omega(t-t_0) + \mu] \\ y = (a+b) \sin[\text{sgn}(B_z) \omega(t-t_0) + \mu] \\ -\text{sgn}(A \cdot v) R \sin[\text{sgn}(B_z) \frac{a+b}{b} \omega(t-t_0) + \mu] \end{cases} \quad (14)$$

where,  $t_0 = t_{min}$  when  $\text{sgn}(A \cdot v)$  is positive;  $t_0 = t_{min} + \frac{T}{2}$  when  $\text{sgn}(A \cdot v)$  is negative.  $\mu$  satisfies the condition that  $y(0) = 0$ .

#### 4. Comparison and verification

C. Graef, S. Kusaka<sup>1</sup> and A. R. Juarez<sup>3</sup> take the same starting point: Using the equations of motion of charged particle in a equatorial plane of magnetic dipole in polar coordinates. The conclusion of the motion equations is

$$\begin{cases} \frac{d^2 r}{ds^2} - r \frac{d\phi}{ds} = -\frac{1}{r^2} \frac{d\phi}{ds} \\ \frac{1}{r} \frac{d}{ds} [r^2 (\frac{d\phi}{ds})] = \frac{1}{r^2} \frac{dr}{dt} \\ (\frac{dr}{ds})^2 + r^2 (\frac{d\phi}{ds})^2 = 1 \end{cases} \quad (15)$$

E. H. Avrett<sup>2</sup> gave an implicit description of the orbit.

$$r = \frac{2r_0}{1 + \sqrt{1 - 4(v/v_c \sin \alpha)}} \quad (16)$$

K. Kabin<sup>4</sup> came up with another way to write

$$\rho = \frac{p_{\phi} + \sqrt{p_{\phi}^2 + 4Cv \sin \alpha}}{2v \sin \alpha} \quad (17)$$

Next, the fitted parametric equations will be verified. First, the initial conditions for charged particle are taken as  $(x, y, \dot{x}, \dot{y}) = (0.15, 0, 0, -0.1)$ .  $r_{max} = 0.15$ ,  $r_{min} = 0.10455$ ,  $\frac{a}{b} = 19.014$  are known by the real trajectory in Fig.5(a), just for convenience. So the analytic expression of prolate epicycloid is

$$\begin{cases} x = 0.1272748 \cos(-0.21187x) + 0.0227252 \cos(-4.2374x) \\ y = 0.1272748 \sin(-0.21187x) + 0.0227252 \sin(-4.2374x) \end{cases}$$

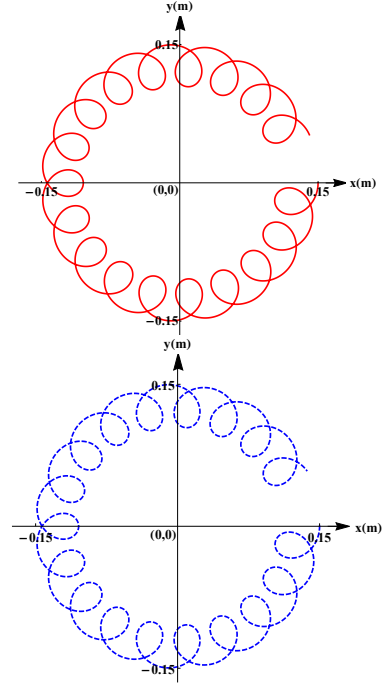


FIG. 5. Comparison of real and fitted trajectories. (a). The particle trajectory in a magnetic dipole equatorial field as a movement time of 28s. (b). The trajectory of prolate epicycloid as a movement time of 28s.

which is described in Fig.5(b).

We define the error rate of the fitted particle trajectory as

$$\eta = \frac{t_0 - t^*}{t_0}$$

where,  $t_0$  is the time of actual motion of charged particle,  $t^*$  is the time of fitting motion of charged particle.

By comparing Fig.5(a) and Fig.5(b), the error ratio  $\eta_1 = 0.2143\%$ . It is clear that the fitting effect is excellent, which proves that the parametric equation obtained by our fitting is meaningful.

#### IV. PARTICLE MOTION IN AN AXISYMMETRIC MAGNETIC FIELD

Continuing the above work, the motion of charged particle in an axisymmetric magnetic field is studied. The magnetic field intensity at a point in an axisymmetric magnetic field<sup>6</sup> can be expressed as

$$\mathbf{B}_z = \frac{\mu_0 \mathbf{P}_m}{4\pi(x^2 + y^2)^{n/2}} \quad (18)$$

Especially, when  $n=3$ , the axisymmetric magnetic field is a magnetic dipole field.

### A. Case: $n > 0$

When  $n = 1$ , this is a special case, K. Kabin and G. Bonner<sup>6</sup> obtained the motion of charged particle in this magnetic field by finding a root of a transcendental equations numerically. Here, the same initial condition is taken when  $A = 5$ ,  $(x, y, \dot{x}, \dot{y}) = (3, 0, 0, 2)$ . The real trajectory and the trajectory fitted by prolate epicycloid are compared in Fig.6.

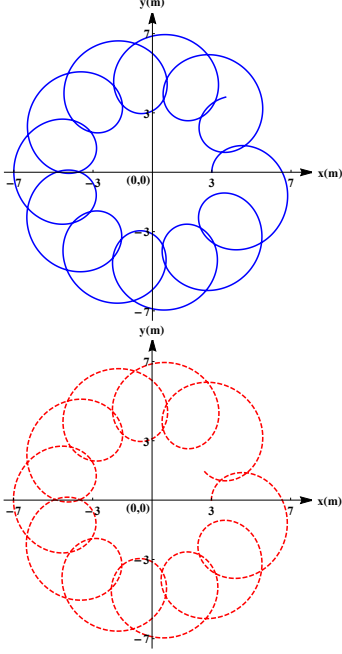


FIG. 6. Comparison of real and fitted trajectories. (a). The particle trajectory in an axisymmetric magnetic field as a movement time of 70s. (b). The trajectory of prolate hypocycloid as a movement time of 70s.

The error ratio  $\eta_2$  between this comparison is 2.5%.

When  $n=2$ , initial conditions are taken that  $A = 0.05$ ,  $(x, y, \dot{x}, \dot{y}) = (0.15, 0, 0, -0.1)$ . The real trajectory and the trajectory fitted by prolate epicycloid are compared in Fig.7. and the error ratio  $\eta_3$  between this comparison is 0.5667%.

After experiments, it is found that all of those case can be explained by prolate epicycloid when the particle trajectory is bounded and the magnetic field  $B_z \sim \frac{1}{(x^2+y^2)^{n/2}} (n > 0)$ . And a potential discovery is that the accuracy of the fitted trajectory also increases with the increase of  $n$ .

### B. Case: $n < 0$

There are two mathematical curve models that can account for particle trajectory, but not for any initial condition.

#### 1. Fitting of prolate hypocycloid and particle motion

Because turn  $b$  into  $-b$  in parameter equations of prolate hypocycloid relative to prolate epicycloid, so the average an-

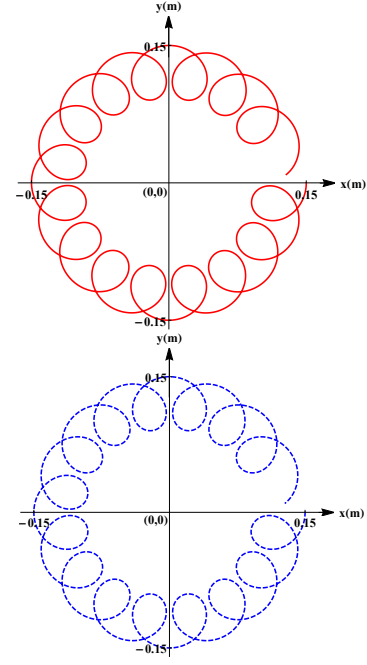


FIG. 7. Comparison of real and fitted trajectories. (a). The particle trajectory in an axisymmetric magnetic field as a movement time of 30s. (b). The trajectory of prolate hypocycloid as a movement time of 30s.

gular velocity of prolate hypocycloid can be expressed as

$$\overline{\omega} = \frac{v}{\sqrt{(a-b)^2 + (R + \frac{aR}{-b})^2}}$$

Here is a typical example, we set  $n = -3$ ,  $\frac{\mu_0 \vec{P}_m}{4\pi} = 10$ , the initial conditions  $(x, y, \dot{x}, \dot{y})$  for charged particle are  $(0.15, 0, 0, -0.003)$ . The same verification method is used to plot the trajectory fitted by prolate hypocycloid, as shown in Fig.8.

By comparison it is found that the two results are similar, but not completely same, which inspires us to continue to study more optimized result.

#### 2. Fitting of curtate hypocycloid and particle motion

We set  $n = -3$ ,  $\frac{\mu_0 \vec{P}_m}{4\pi} = 10$ , the initial conditions  $(x, y, \dot{x}, \dot{y}) = (0.15, 0, 0, 0.2)$  for charged particle. Although the effect of this fit is thin for the trajectory of charged particle shown in Fig.9(a) and 9(b), it is consistent with the tendency of particle trajectory.

### V. CONCLUSION

By establishing and fitting with the physical model of prolate epicycloid, a simple analytic expression is obtained in cartesian coordinate system. This is an excellent model for

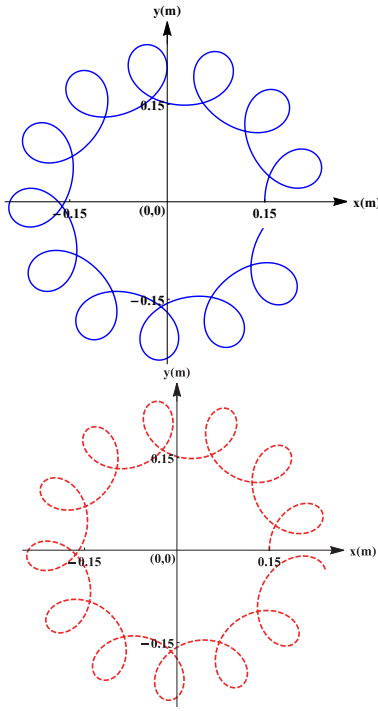


FIG. 8. Comparison of real and fitted trajectories. (a). The particle trajectory in an axisymmetric magnetic field as a movement time of 900s. (b). The trajectory of prolate hypocycloid as a movement time of 900s.

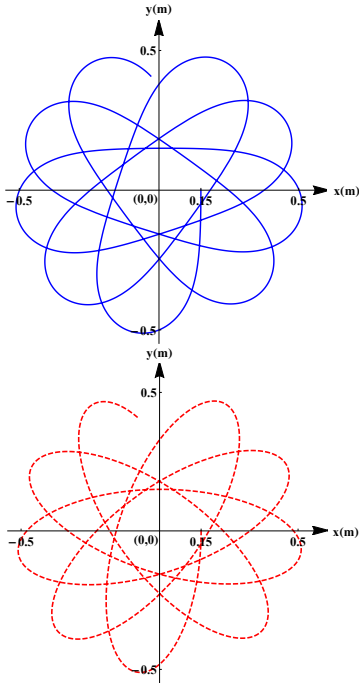


FIG. 9. Comparison of real and fitted trajectories. (a). The particle trajectory in an axisymmetric magnetic field as a movement time of 55s. (b). The trajectory of curtate hypocycloid as a movement time of 55s.

explaining the motion of charged particle in an axisymmetric magnetic field with  $B \sim 1/\rho^n$  ( $n > 0$ ) when the particle trajectory are bounded, a particular example is the particle motion in magnetic dipole field when  $n = 3$ . When  $B \sim 1/\rho^n$  ( $n < 0$ ), the trajectory can be explained roughly by prolate hypocycloid and curtate hypocycloid, and further research will continue. It is hoped that the results can promote the study of the dynamics of the radiation belts and ring current particles.

## VI. ACKNOWLEDGMENTS

The author X. Y. Wang would like to acknowledge Dr. Quanjin Wang for valuable discussions. This project is supported by the National Natural Science Foundation of China under Grant No. 11705076. We acknowledge the HongLiu Support Funds for Excellent Youth Talents of Lanzhou University of Technology.

## REFERENCES

- <sup>1</sup>C. Graef and S. Kusaka, "On periodic orbits in the equatorial plane of a magnetic dipole," *Journal of Mathematics and Physics* **17**, 43–54 (1938).
- <sup>2</sup>E. H. Avrett, "Particle motion in the equatorial plane of a dipole magnetic field," *Journal of geophysical research* **67**, 53–58 (1962).
- <sup>3</sup>A.R.Juarez, "Periods of motion in periodic orbits in the equatorial plane of a magnetic dipole," *Physical Review* **75**, 137–139 (1949).
- <sup>4</sup>K. Kabin, "Two examples of exact calculations of the adiabatic invariant for charged particle motion in non-uniform axisymmetric magnetic fields," *Physics of Plasmas* **26**, 012114–1– 012114–5 (2019).
- <sup>5</sup>D. C.Johnston, "Cycloidal paths in physics as superpositions of translational and rotational motions," *American Journal of Physics* **87**, 802–814 (2019).
- <sup>6</sup>K. Kabin and G. Bonner, "Motion of a charged particle in an axisymmetric longitudinal magnetic field that is inversely proportional to the radius," *Computer Physics Communications* **189**, 155–161 (2015).
- <sup>7</sup>F. S. Gordon and S. P. Gordon, "Mathematical discovery via computer graphics: Hypocycloids and epicycloids," *The College Mathematics Journal* **15**, 440–443 (1984).
- <sup>8</sup>H. D. Young, "University physics with modern physics," *Pearson* **13**, 934 (2010).